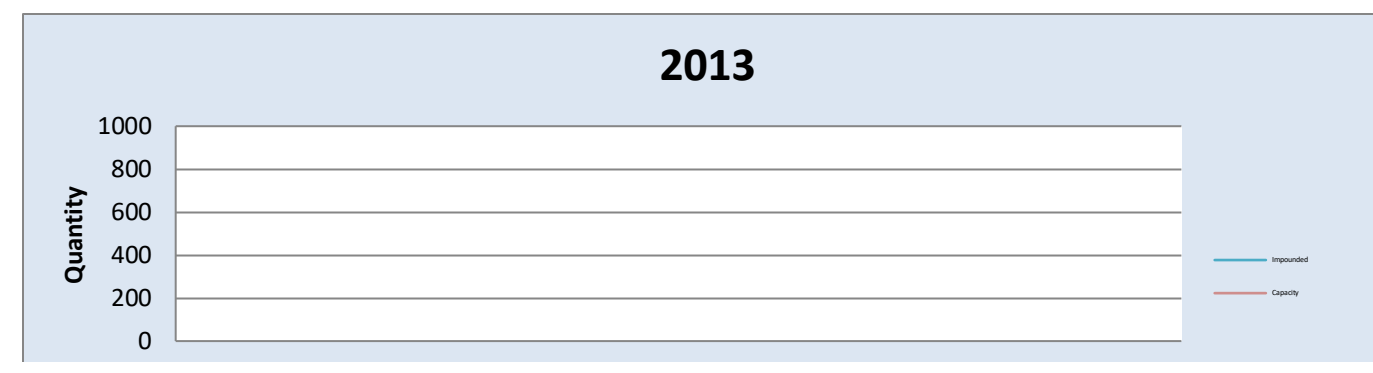
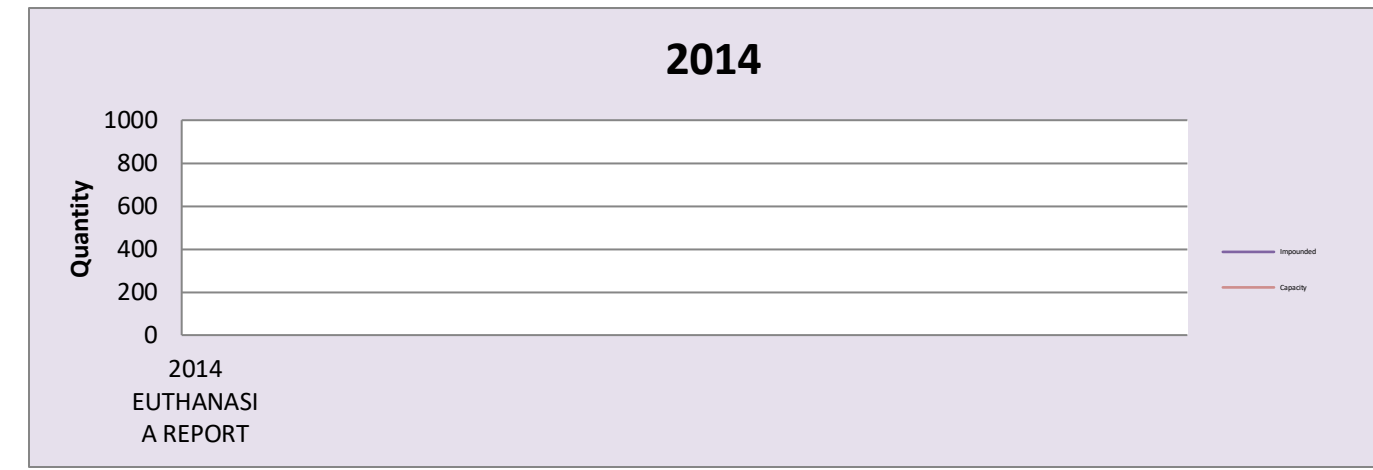
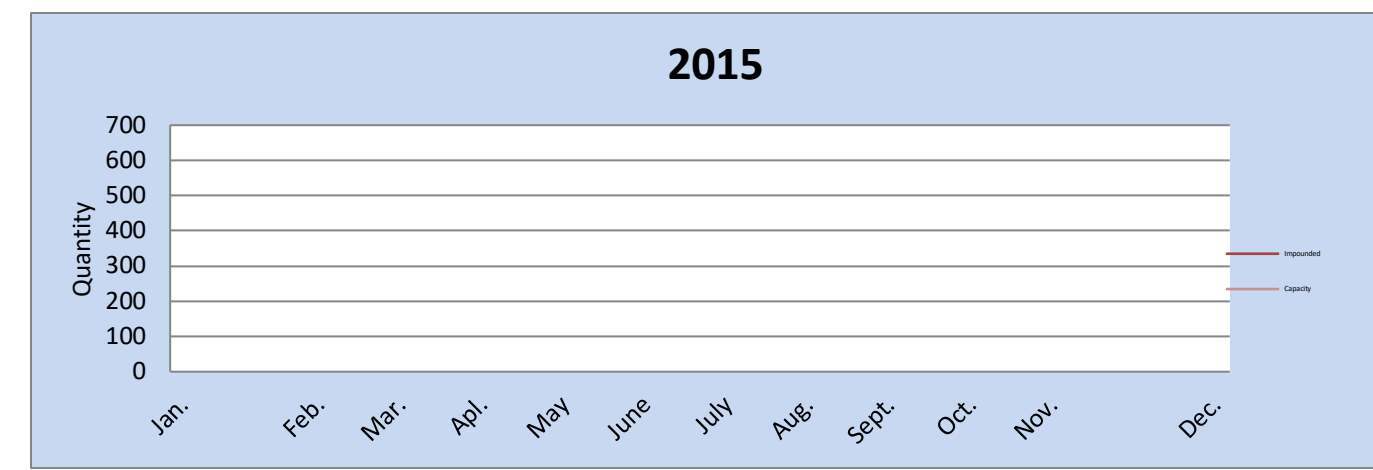
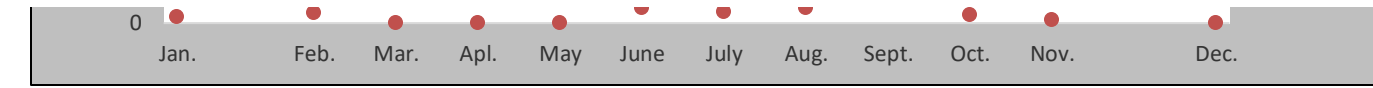


Sick/Contagious	12	4	2	9	21	30	20	32	13	30	12	5
Out of County	11	24	0	0	0	3	0	0	0	0	0	0
Aggressive	19	9	9	3	9	12	14	16	12	10	12	9
Vet. Recom	3	2	3	2	10	1	1	5	12	1	1	4
Capacity	11	17	0	0	0	26	19	26	46	13	5	0
Owner Requested	15	24	31	15	24	32	45	34	36	23	24	19
Capacity Euthanasia	4%	7%	0%	0%	0%	6%	4%	6%	12%	5%	2%	0%

2015 EUTHANASIA REPORT												
2015	Jan.	Feb.	Mar.	Apl.	May	June	July	Aug.	Sept.	Oct.	Nov.	Dec.
Impounded	382	305	337	408	602	635	453	422	415	354	347	270
Sick/Contagious	15	10	13	17	18	54	21	19	10	10	6	8
Out of County	2	2	2	2	12	12	24	15	12	5	20	10
Aggressive	28	11	19	21	27	23	20	8	6	6	6	10
Vet. Recom	6	0	4	5	5	28	9	7	7	3	11	5
Capacity	56	39	33	30	56	53	22	67	29	21	35	0
Owner Requested	10	10	10	11	22	37	24	22	25	22	32	16
Capacity Euthanasia	15%	13%	10%	7%	9%	8%	5%	16%	7%	6%	10%	0%


2014 EUTHANASIA REPORT												
2014	Jan.	Feb.	Mar.	Apl.	May	June	July	Aug.	Sept.	Oct.	Nov.	Dec.
Impounded	442	423	474	601	752	792	785	681	569	510	335	335
Sick/Contagious	23	21	39	33	37	59	34	43	53	47	19	13
Out of County	13	12	15	5	36	41	20	26	37	15	3	0
Aggressive	23	13	29	35	11	67	23	17	27	28	18	12
Vet. Recom	6	14	3	3	11	11	69	31	12	18	10	12
Capacity	33	26	35	41	74	213	116	80	100	73	43	21
Owner Requested	14	14	7	6	15	23	23	17	29	14	13	18
Capacity Euthanasia	7%	6%	7%	7%	10%	27%	15%	12%	18%	14%	13%	6%

2013 EUTHANASIA REPORT												
2013	Jan.	Feb.	Mar.	Apl.	May	June	July	Aug.	Sept.	Oct.	Nov.	Dec.
Impounded												



Impounded	533	476	520	525	710	783	806	764	684	682	632	444
Sick/Contagious	20	34	17	9	20	57	106	178	121	111	44	44
Out of County	32	18	23	29	28	37	39	26	38	33	17	11
Aggressive	78	47	15	12	45	23	36	84	24	16	17	12
Vet. Recom	8	13	88	45	63	130	103	55	24	34	17	14
Capacity	33	42	29	25	24	75	109	134	101	54	39	38
Owner Requested	0	0	13	16	12	21	15	12	13	13	19	2
Capacity Euthanasia	6%	9%	6%	5%	3%	10%	14%	18%	15%	8%	6%	9%

2013 EUTHANASIA REPORT



2012 EUTHANASIA REPORT

2012	Jan.	Feb.	Mar.	Apr.	May	June	July	Aug.	Sept.	Oct.	Nov.	Dec.
Impounded	519	529	568	646	827	785	827	835	772	651	539	524
Sick/Contagious	44	30	108	144	199	124	226	133	112	75	53	41
Out of County	30	31	17	21	30	57	37	44	70	31	29	42
Aggressive	102	92	78	111	174	113	124	145	126	95	93	77
Vet. Recom	16	38	11	12	13	14	10	21	31	41	16	18
Capacity	47	31	59	63	67	56	110	184	72	78	77	35
Capacity Euthanasia	9%	6%	10%	10%	8%	7%	13%	22%	9%	12%	14%	7%

