


MUSCOGEE COUNTY COMMUTER PATTERNS

AUGUST 2006

*Columbus
Consolidated
Government*

**Planning
Department**

Phone: 706-653-4116
Fax: 706-653-4120
Email:
cpcmpo@columbusga.org
Website:
www.columbusga.com/mpo



What Progress Has Preserved.

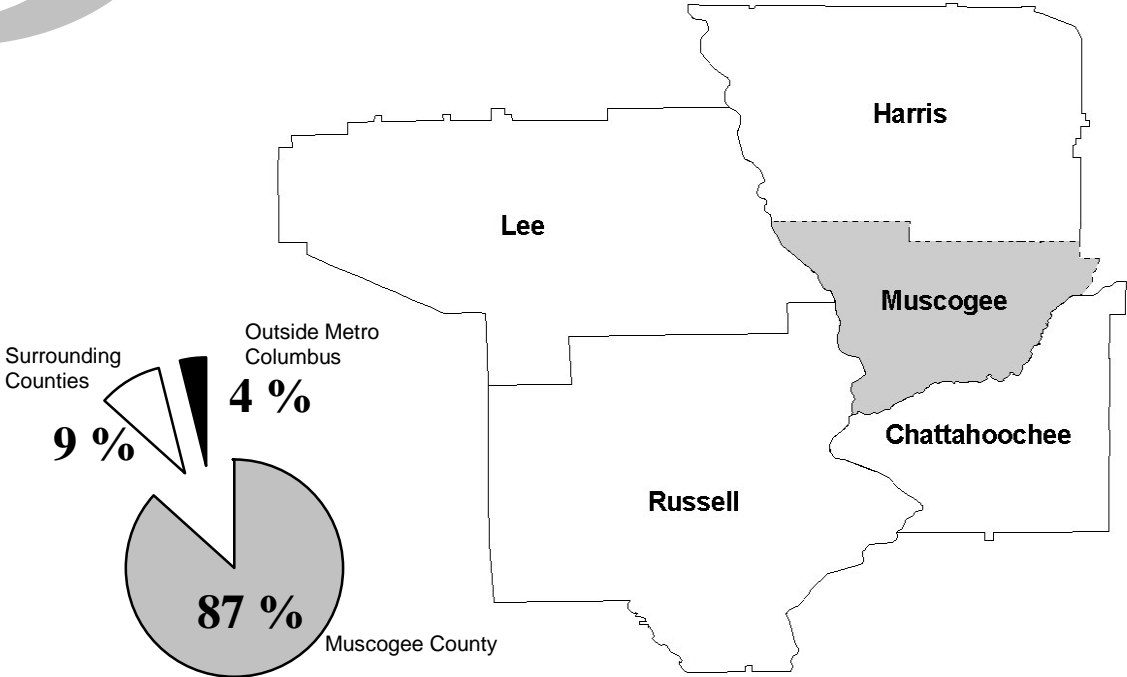


Figure 1
■ **Where We Work**

Muscogee County serves as the primary employment center for the Columbus-Phenix City Metropolitan area. Workers from Muscogee County and surrounding counties commute each day. This report examines the travel patterns of local commuters.

According to the 2000 Census, 82,975 people are in the workforce. 87% live in Muscogee County, while the other 13% live in surrounding counties and other outside areas.

MUSCOGEE COUNTY COMMUTERS

About 7,800 people leave Muscogee County each day to work in other surrounding counties (Figure 2). The largest share of these commuters (47.6%) is employed in Chattahoochee County, Georgia.

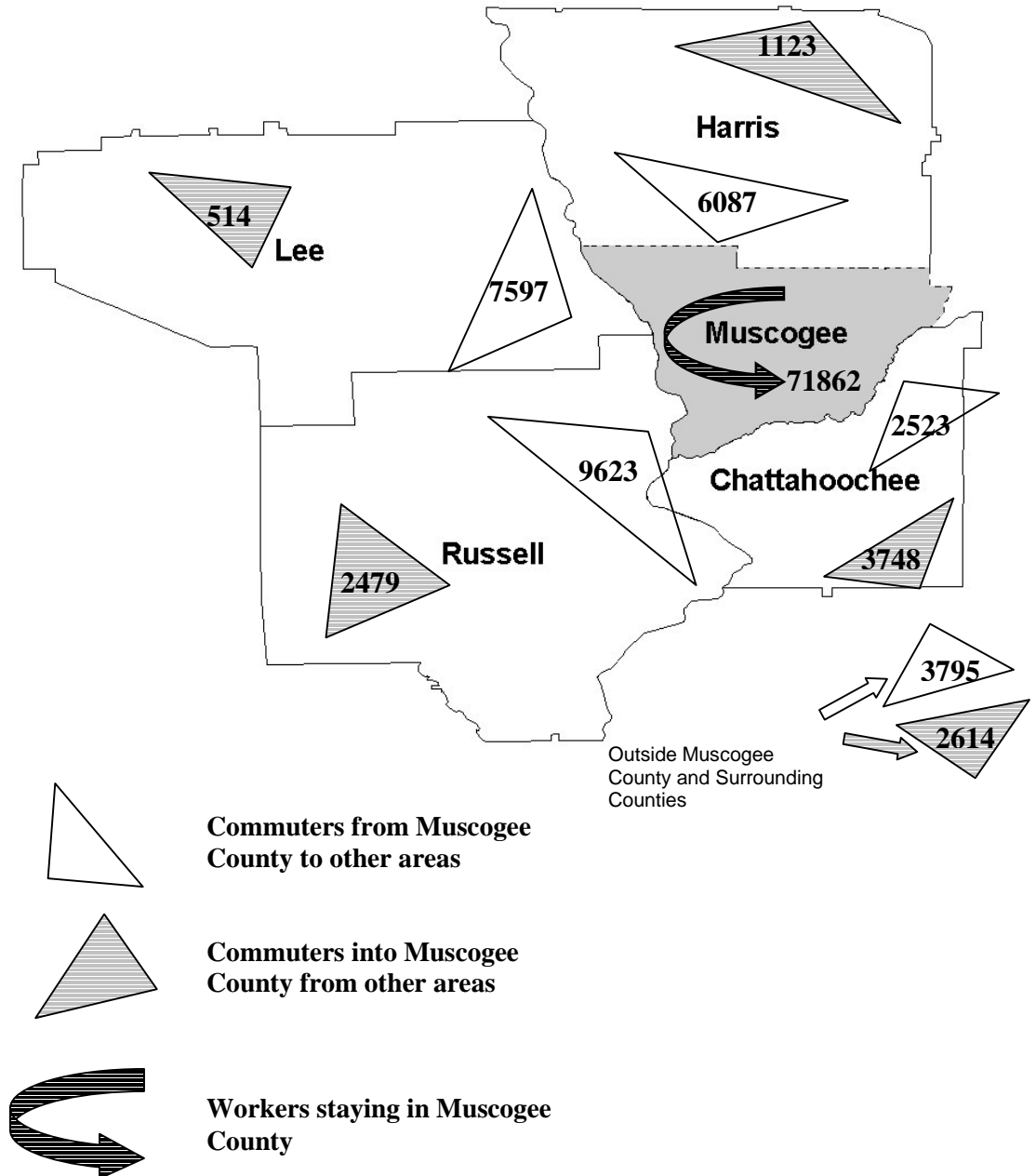
Russell County, Alabama has the leading source of commuters into Muscogee, providing more than 4.5% of the work force employed in Muscogee County. Workers from Lee County, Alabama, Harris County, Georgia and areas beyond adjacent counties comprise an additional 8.5% of the local workforce. In total, more than 13% of all people working in Muscogee County live outside of the county (Figure 2).

Almost 2,600 residents reported that they work in Alabama and Georgia counties beyond those adjacent to Muscogee County.

Almost 570 Muscogee County residents reported that they worked in one of 30 states while maintaining permanent residence in Muscogee County (Figure 3).

Figure 2

■ Metro and Surrounding Area Commuting Patterns



Most Muscogee County residents do not live and work in the same place. 1,484 locals work at home. The remaining 81,493 workers commute each day. The overwhelming choice for travel is the single-occupant private vehicle (Figure 4). A small portion of workers carpool, ride public transit or travel by some other means, such as motorcycle, bicycle, or on foot (Figure 4).

Figure 3

■ Muscogee County Residents Commuting Outside of Metro Area

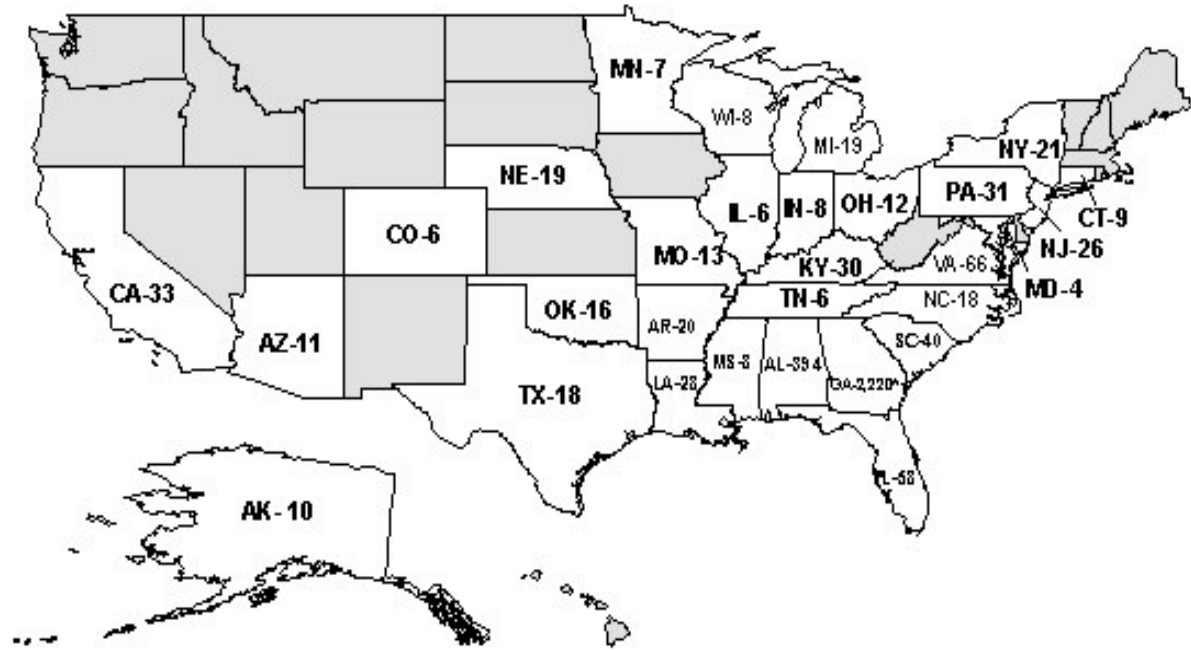


Figure 4

Means Of Transportation To Work In Muscogee County

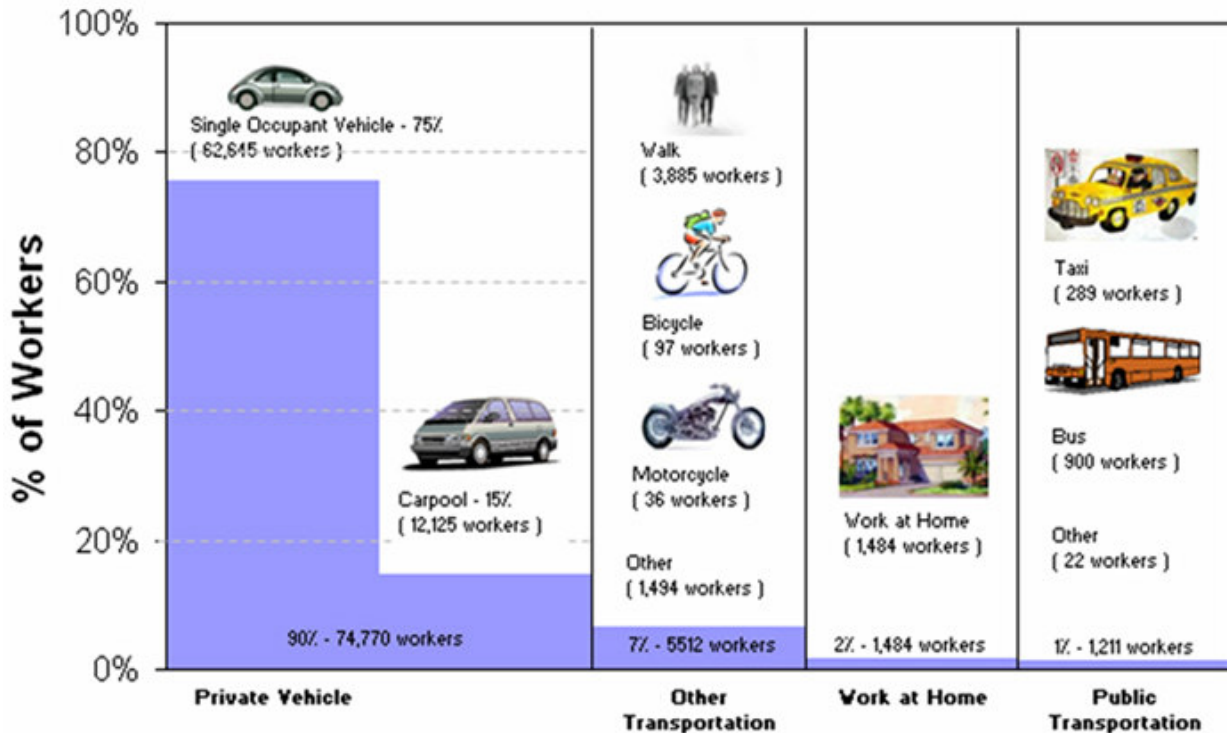
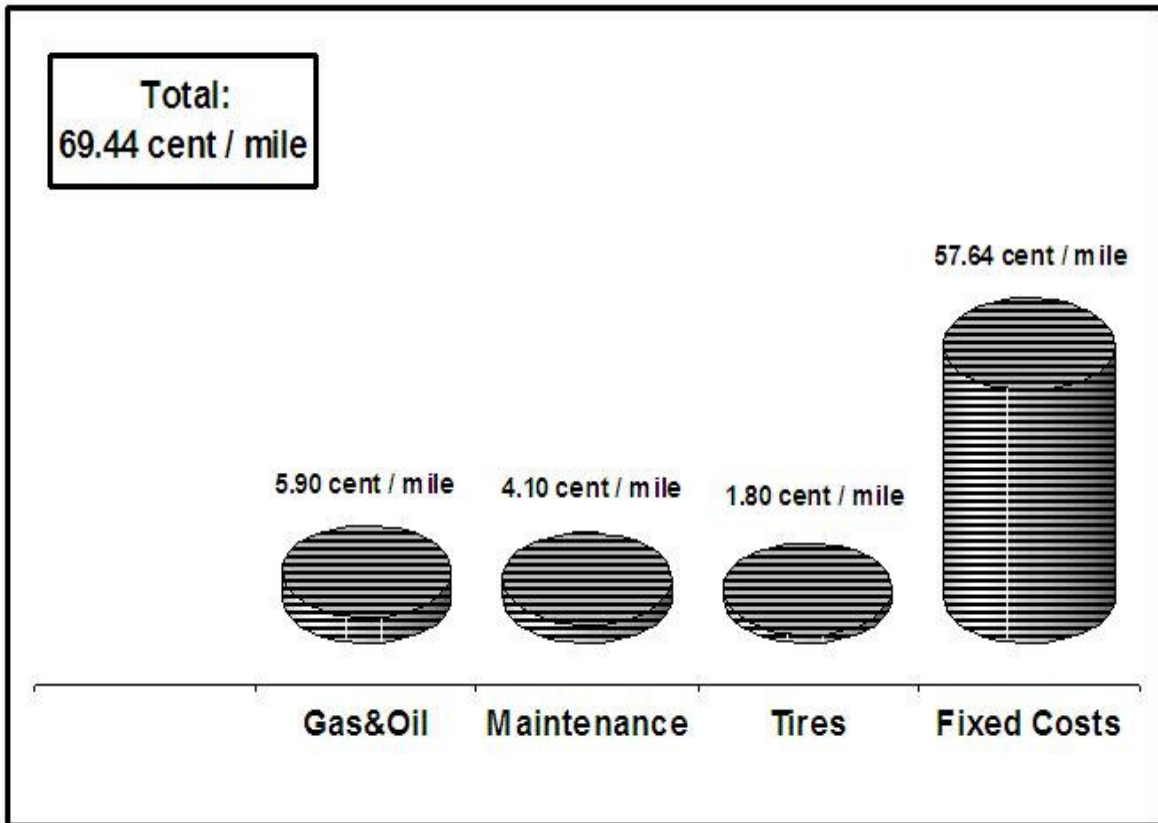


Figure 5

■ **Average Automobile Operating Costs - United States of America**



Source: Bureau of Transportation Statistics, USDOT
Transportation Statistics Annual Report, 2001

Average American workers commute by themselves. The costs of this commuting preference can be significantly high. They include the expense of vehicle operation, road construction and maintenance, lost time spent on congested roadway, and environmental costs in the form of noise and air pollution and depletion of non-renewable resources. Figures released by the US Department of Transportation show that, on average, drivers spend 69.77 cents per mile to operate their personal automobiles (Figure 5).