




# Columbus, Georgia Consolidated Government



*"Georgia's First Consolidated Government"*

## Fiscal Year 2019 Operating Budget





*THIS DOCUMENT IS NOT INTENDED FOR USE IN LIEU OF THE COMPREHENSIVE ANNUAL FINANCIAL REPORT, THE ANNUAL BUDGET ORDINANCES LEGISLATIVELY ADOPTED BY COUNCIL, OR ANY OTHER OFFICIAL OR LEGAL DOCUMENT THAT MAY EVIDENCE THE ANNUAL OPERATING BUDGET OF COLUMBUS CONSOLIDATED GOVERNMENT.*

Columbus Consolidated Government has made every effort to ensure the accuracy and timeliness of the data included in this Operating Budget. However, this Operating Budget document has been internally prepared by the Financial Planning Department using data available from CCG financial systems and other sources. The data contained herein has neither been subjected to external audit nor the rigorous testing that would typically accompany such an audit, and therefore use of or reference to any information contained in this Operating Budget, or any of its accompanying documents, should be for **discussion purposes only**.

This Operating Budget documents the appropriation of the FY2019 Operating Budget that was adopted by legislative action by the Columbus Council, which enacted Ordinance(s) on *June 12, 2018*. While the Financial Planning Department is involved in the documentation of the Operating Budget, authority to legislatively appropriate funding for all departments, enterprise funds, agency affiliations, and/or component units of CCG rests solely with Columbus Council.

For information regarding CCG that has been audited, please refer to the ***Comprehensive Annual Financial Report (CAFR)***. For information regarding legislatively adopted funding, please refer to the Ordinances adopted by Columbus Council on *June 12, 2018*.



## FY2019 BUDGET REVIEW SCHEDULE

DATE	TIME		
April 24, 2018	5:30 p.m.		Presentation of the FY2019 Mayor's Recommended Budget
May 1, 2018	2:00 p.m. - 5:00 p.m.	Prior to Proclamation Meeting	Overview, Department/Agency Presentations
May 8, 2018	1:00 p.m. - 4:00 p.m.	Immediately following Council Meeting	Department/Agency Presentations
May 15, 2018	9:00 a.m. - 4:00 p.m.	Special Called Meeting	Department/Agency Presentations
May 22, 2018	1:00 p.m. - 4:00 p.m.	Immediately following Council Meeting	Department/Agency Presentations, Add/Delete List
May 29, 2018			Advertise FY19 Budget and Taxpayer Bill of Rights for June 5th
June 5, 2018	9:00 a.m.		Taxpayer Bill of Rights Public Hearing
	6:00 p.m.	Proclamation Meeting/Regular Council Meeting	Taxpayer Bill of Rights Public Hearing, 1st Reading of the Budget Ordinance
			Advertise 5 year Tax Millage History and Taxpayer Bill of Rights for June 12th
June 12, 2018	9:00 a.m.	Regular Council Meeting	Taxpayer Bill of Rights Public Hearing, 2nd Reading of the Budget Ordinance, 1st Reading of the Millage Ordinance
June 19, 2018	9:00 a.m.	Special Called Meeting	2nd Reading of the Millage Ordinance

## TABLE OF CONTENTS

*This Table of Contents is embedded with HYPERLINKS. Place your cursor over the desired text and simply left click. The page numbers shown here are the traditional printed page numbers found at the bottom right hand corner of each page (they do not necessarily correlate to the online page navigation number)*

	PAGE
Table of Contents.....	i
Mayor & Council.....	1
Budget Award.....	2
Citywide Organizational Chart.....	3
<b>INTRODUCTION: OVERVIEW</b>	<b>5</b>
Mayor's Letter.....	7
City Manager's Letter.....	63
Welcome to Columbus.....	75
Columbus Profile.....	76
Impacts to the Budget.....	83
Columbus Business Profile.....	87
Vision Columbus.....	89
Quick Links Guide.....	92
Document Notes.....	93
<b>SECTION A: BUDGETARY POLICY</b>	<b>95</b>
Policies and Procedures.....	97
<b>SECTION B: FINANCIAL SUMMARIES</b>	<b>105</b>
Big Picture Summary.....	107
Capital Improvements Projects.....	110
Financial Summary: Operating Funds.....	112
Financial Summary: Revenues.....	115
Financial Summary: Expenditures.....	119
Summary of Revenues, Expenditures and Changes in Fund Balance.....	125
<b>GENERAL FUND</b>	<b>127</b>
Budget by Revenue Source.....	128
Budget by Expenditure Category.....	135
<b>OLOST - PUBLIC SAFETY FUND</b>	<b>140</b>
Budget by Revenue Source.....	141
Budget by Expenditure Category.....	142
<b>OLOST - INFRASTRUCTURE FUND</b>	<b>140</b>
Budget by Revenue Source.....	141
Budget by Expenditure Category.....	142
<b>STORMWATER FUND</b>	<b>145</b>
Budget by Revenue Source.....	146
Budget by Expenditure Category.....	147
<b>PAVING FUND</b>	<b>148</b>
Budget by Revenue Source.....	149
Budget by Expenditure Category.....	150
<b>MEDICAL CENTER FUND</b>	<b>151</b>
Budget by Revenue Source.....	152
Budget by Expenditure Category.....	152



## TABLE OF CONTENTS

	PAGE
<b>INTEGRATED WASTE MANAGEMENT FUND</b>	<b>153</b>
Budget by Revenue Source .....	154
Budget by Expenditure Category .....	155
<b>EMERGENCY TELEPHONE FUND</b>	<b>156</b>
Budget by Revenue Source .....	157
Budget by Expenditure Category .....	157
<b>COMMUNITY DEVELOPMENT BLOCK GRANT FUND</b>	<b>158</b>
Budget by Revenue Source .....	159
Budget by Expenditure Category .....	160
<b>WORKFORCE INNOVATION &amp; OPPORTUNITY ACT FUND</b>	<b>161</b>
Budget by Revenue Source .....	161
Budget by Expenditure Category .....	161
<b>ECONOMIC DEVELOPMENT – DEVELOPMENT AUTHORITY FUND</b>	<b>162</b>
Budget by Revenue Source .....	163
Budget by Expenditure Category .....	163
<b>DEBT SERVICE FUND</b>	<b>164</b>
Budget by Revenue Source .....	165
Budget by Expenditure Category .....	166
<b>TRANSPORTATION FUND</b>	<b>167</b>
Budget by Revenue Source .....	168
Budget by Expenditure Category .....	170
<b>COLUMBUS IRON WORKS TRADE CENTER FUND</b>	<b>171</b>
Budget by Revenue Source .....	172
Budget by Expenditure Category .....	173
<b>BULL CREEK GOLF COURSE FUND</b>	<b>174</b>
Budget by Revenue Source .....	175
Budget by Expenditure Category .....	175
<b>OXBOW CREEK GOLF COURSE FUND</b>	<b>176</b>
Budget by Revenue Source .....	177
Budget by Expenditure Category .....	177
<b>CIVIC CENTER FUND</b>	<b>178</b>
Budget by Revenue Source .....	179
Budget by Expenditure Category .....	180
<b>EMPLOYEE HEALTH INSURANCE FUND</b>	<b>181</b>
Budget by Revenue Source .....	182
Budget by Expenditure Category .....	182
<b>RISK MANAGEMENT FUND</b>	<b>183</b>
Budget by Revenue Source .....	184
Budget by Expenditure Category .....	184
 <b>SECTION C: PERSONNEL</b>	 <b>185</b>
Personnel .....	187
 <b>SECTION D: OPERATING BUDGETS BY FUND AND DEPARTMENT</b>	 <b>201</b>
 <b>GENERAL FUND</b>	 <b>203</b>
<b>Legislative</b>	<b>205</b>
City Council .....	207
Clerk of Council .....	207
<b>Executive</b>	<b>208</b>
Mayor's Office .....	210
Internal Auditor .....	210

## TABLE OF CONTENTS

	PAGE
<b>Legal</b>	<b>212</b>
City Attorney.....	214
<b>Chief Administrator</b>	<b>215</b>
City Manager Administration.....	217
Mail Room.....	218
Print Shop.....	218
Public Information Agency.....	219
Citizen's Service Center.....	219
<b>Finance</b>	<b>220</b>
Finance Director.....	222
Accounting.....	222
Occupation Tax/Collections.....	224
Financial Planning Division.....	225
Purchasing Division.....	226
Cash Management.....	227
<b>Information Technology</b>	<b>228</b>
Information Technology.....	230
<b>Human Resources</b>	<b>231</b>
Human Resources.....	233
Employee Benefits.....	233
<b>Community Development</b>	<b>234</b>
Inspections and Code.....	236
Special Enforcement.....	236
<b>Planning</b>	<b>237</b>
Planning.....	239
<b>Community Reinvestment</b>	<b>240</b>
Real Estate.....	242
<b>Engineering</b>	<b>243</b>
Traffic Engineering.....	245
<b>Public Works</b>	<b>246</b>
Public Works Director.....	249
Fleet Management.....	249
Special Enforcement.....	250
Cemeteries.....	251
Facilities Maintenance.....	251
Other Maintenance and Repairs.....	251
<b>Parks and Recreation</b>	<b>253</b>
Parks & Recreation.....	257
Park Services.....	258
Recreation Services.....	259
Golden Park.....	260
Memorial Stadium.....	260
Athletics.....	261
Community School Operations.....	262
Cooper Creek Tennis Center.....	263
Lake Oliver Marina.....	263
Aquatics.....	264
Therapeutic.....	264
Pottery Shop / Cultural Arts Center.....	265
Senior Citizens Center.....	266
<b>Cooperative Extension Service</b>	<b>268</b>
Cooperative Extension Service.....	269
<b>Tax Assessor</b>	<b>270</b>
<b>Elections and Registrations</b>	<b>273</b>



## TABLE OF CONTENTS

	PAGE
<b>Police</b>	<b>276</b>
Chief of Police .....	279
Vice/Intelligence .....	280
Support Services .....	281
Field Operations .....	282
Office of Professional Standards .....	283
Metro Drug Task Force .....	284
Police Special Operations Account .....	284
Administrative Services .....	284
Motor Transport .....	286
Investigative Services .....	287
<b>Fire/EMS</b>	<b>288</b>
Chief of Fire & EMS .....	290
Fire/EMS Operations .....	290
Fire/EMS Special Operations .....	292
Fire/EMS Admin Services .....	293
Emergency Management .....	294
Logistics and Support .....	295
<b>MCP</b>	<b>297</b>
Muscogee County Prison .....	299
<b>Homeland Security</b>	<b>301</b>
<b>Superior Court</b>	<b>303</b>
Chief Judge - Superior Court .....	306
District Attorney .....	306
Juvenile Court .....	307
Juvenile Court Clerk .....	307
Jury Manager .....	308
Victim/Witness Assistance Program .....	308
Clerk of Superior Court .....	309
Board of Equalization .....	309
<b>State Court</b>	<b>310</b>
State Court Judges .....	311
State Solicitor .....	311
<b>Public Defender</b>	<b>313</b>
<b>Municipal Court</b>	<b>315</b>
Municipal Court Judge .....	317
Clerk of Municipal Court .....	317
Marshal .....	318
<b>Probate Court</b>	<b>319</b>
Judge of Probate .....	321
<b>Sheriff</b>	<b>322</b>
Administration .....	324
Operations .....	326
Motor Transport .....	327
Jail .....	327
Office of Professional Standards .....	328
Medical Director .....	328
<b>Tax Commissioner</b>	<b>329</b>
Tax Commissioner .....	331
<b>Coroner</b>	<b>332</b>
Coroner .....	334
<b>Recorder's Court</b>	<b>335</b>
Recorder's Court .....	336

## TABLE OF CONTENTS

	PAGE
<b>Non-Departmental</b>	<b>337</b>
Agency Appropriations .....	338
General Fund Contingency .....	338
Non Categorical Expenditures .....	338
Inter-Fund Transfers.....	339
<b>Parking Management</b>	<b>340</b>
Parking Management .....	341
 <b>OLOST FUND: PUBLIC SAFETY</b>	 <b>343</b>
OLOST - Public Safety/Executive .....	344
OLOST - Public Safety/Public Works .....	346
OLOST - Public Safety/Parks & Recreation .....	347
OLOST - Public Safety/Police.....	348
OLOST - Public Safety/Fire & EMS .....	350
OLOST - Public Safety/MCP .....	352
OLOST - Public Safety/District Attorney .....	353
OLOST - Public Safety/Clerk of Superior Court.....	354
OLOST - Public Safety/State Court.....	355
OLOST - Public Safety/Public Defender.....	356
OLOST - Public Safety/Marshal .....	357
OLOST - Public Safety/Clerk of Municipal Court .....	358
OLOST - Public Safety/Probate Court.....	359
OLOST - Public Safety/Sheriff .....	360
OLOST - Public Safety/Coroner .....	361
OLOST - Public Safety/Recorder's Court.....	362
OLOST - Public Safety/Non-Departmental.....	364
OLOST - Public Safety/Transportation .....	365
 <b>OLOST FUND: INFRASTRUCTURE</b>	 <b>366</b>
OLOST - Infrastructure/Information Technology.....	367
OLOST - Infrastructure/Engineering .....	368
OLOST - Infrastructure/Public Works.....	369
OLOST - Infrastructure/Non-Departmental .....	370
 <b>STORMWATER FUND</b>	 <b>371</b>
Drainage.....	375
Stormwater.....	376
Stormwater Maintenance .....	377
Other Maintenance and Repairs.....	377
Contingency.....	378
Non Categorical .....	378
Interfund Transfers .....	378
 <b>PAVING FUND</b>	 <b>379</b>
Highways and Roads .....	383
Repairs & Maintenance .....	383
Right of Way Maintenance.....	384
Community Service - ROW Maintenance .....	385
Other Maintenance and Repairs.....	386
Contingency.....	386



## TABLE OF CONTENTS

	PAGE
Non-Categorical .....	386
Interfund Transfers .....	386
<b>MEDICAL CENTER FUND</b>	<b>388</b>
<b>INTEGRATED WASTE MANAGEMENT FUND</b>	<b>391</b>
Solid Waste Collection .....	394
Recycling Operations .....	394
Granite Bluff Inert Disposal Site .....	395
Oxbow Meadow Inert Disposal Site .....	395
Pine Grove Landfill .....	395
Recycling Sustainability Center .....	396
Other Maintenance and Repairs .....	396
Refuse Collections .....	397
Contingency .....	397
Non-Categorical .....	397
Interfund Transfers .....	397
<b>EMERGENCY TELEPHONE FUND</b>	<b>399</b>
E911 .....	401
Non-Departmental Contingency .....	401
Non-Categorical .....	401
<b>COMMUNITY DEVELOPMENT BLOCK GRANT FUND</b>	<b>403</b>
CDBG Administration .....	405
<b>ECONOMIC DEVELOPMENT - DEVELOPMENT AUTHORITY FUND</b>	<b>407</b>
<b>DEBT SERVICE FUND</b>	<b>410</b>
Overview and Debt Financing Principles .....	413
Columbus Building Authority Contractual Debt .....	414
Debt Service Schedule .....	415
<b>TRANSPORTATION FUND</b>	<b>418</b>
METRA Administration .....	420
METRA Operations .....	420
METRA Maintenance .....	421
Dial-A-Ride .....	421
Capital - FTA (5307) .....	422
Planning - FTA (5303) .....	422
Maintenance and Repairs .....	423
Non-Categorical .....	423
Interfund Transfers .....	423
<b>PARKING MANAGEMENT FUND</b>	<b>425</b>
Parking Management .....	427

## TABLE OF CONTENTS

---

	PAGE
<b>COLUMBUS IRON WORKS TRADE CENTER FUND</b>	<b>429</b>
Trade Center Administration .....	432
Trade Center Sales .....	433
Trade Center Operations .....	433
Building Maintenance .....	434
<b>BULL CREEK GOLF COURSE FUND</b>	<b>437</b>
Bull Creek Golf Course Maintenance .....	440
Bull Creek Golf Course Operations .....	440
Contingency .....	440
Non-Categorical .....	440
<b>OXBOW CREEK GOLF COURSE FUND</b>	<b>441</b>
Pro Shop .....	443
Maintenance .....	443
Non-Categorical .....	443
Debt Service .....	443
<b>CIVIC CENTER FUND</b>	<b>445</b>
Civic Center Operations .....	448
Football .....	449
Ice Rink .....	449
Other Events .....	450
Other Maintenance and Repairs .....	450
Non-Categorical .....	450
<b>EMPLOYEE HEALTH INSURANCE FUND</b>	<b>451</b>
<b>WORKFORCE INNOVATION &amp; OPPORTUNITY ACT FUND</b>	<b>453</b>
WIOA Administration .....	455
Adult & Dislocated Workers .....	456
Youth .....	456
<b>RISK MANAGEMENT FUND</b>	<b>457</b>
Workers Compensation .....	459
Risk Management .....	459
Contingency .....	459
<b>SECTION E: APPENDICES</b>	<b>461</b>
Glossary .....	463
Acronyms .....	470
FY19 Capital Outlay .....	471
Position Classification .....	476
Payscale Non-Pension .....	493
Payscale Pension .....	494



## TABLE OF CONTENTS

	PAGE
<b>CAPITAL IMPROVEMENTS PROGRAM</b>	<b>497</b>
Introduction .....	499
<b>All Projects</b>	<b>503</b>
FY19 Financing Method .....	503
FY19 Project Costs .....	504
<b>Management Summary</b>	<b>506</b>
FY19 Financing Method .....	506
FY19 Project Costs .....	507
Muscogee County School District Library .....	509
Bull Creek Golf Course .....	510
Oxbow Meadow Development .....	511
2009 LOST: Facilities Maintenance .....	512
Various Management Projects .....	513
Tree Preservation and Replacement .....	514
Property Acquisition .....	515
Need for Land (Ft. Benning) Improvements .....	516
Enterprise Zone .....	517
Liberty District Redevelopment .....	518
Upgrade of LGFS/GHRS Systems .....	519
Health and Pension Reporting .....	520
LOST Information Technology .....	521
Asset Management Software .....	522
Radio System Maintenance .....	523
Government Center Elevator .....	524
FEMA-GEMA Lindsey .....	525
FEMA-GEMA Riverwalk .....	526
FEMA-GEMA Bradley Circle .....	527
Public Works Building Roof Replacement .....	528
Government Center Pipe Repair .....	529
Government Center Generator .....	530
Energov Upgrade .....	531
New Gas Pumps and Generators .....	532
Bull Creek Golf Course Club House .....	533
Government Center Uninterruptible .....	534
Watershed Dams Emergency Action Plan .....	535
Benning Park Transformer Replacement .....	536
Riverwalk Maintenance .....	537
Public Defender's Office Expansion .....	538
Public Works 602 11th Ave Bldg Repair .....	539
Government Center Flooding Repairs .....	540
<b>Parks and Recreation Summary</b>	<b>541</b>
FY19 Financing Method .....	541
FY19 Project Costs .....	542
Comer Gym Restoration .....	544
Outdoor Pools Repair .....	545
Cooper Creek Expansion .....	546
Memorial Stadium Assessment .....	547
Golden Park Refurbishment .....	548
Cooper Creek Tennis Center Pickleball Courts .....	549

## TABLE OF CONTENTS

	PAGE
<b>Public Safety Summary</b>	<b>550</b>
FY19 Financing Method .....	550
FY19 Project Costs .....	551
Fire Station No. 9 .....	553
Fire Burn Building .....	554
Fire Station No. 11 Repairs .....	555
N Police Station Improvements .....	556
Court Management System .....	557
State Criminal Assistance .....	558
Ga Job TIPS .....	559
Fire Station No. 4 Roof .....	560
MCP Air Handler Replacement .....	561
Jail Water Heater Storage Tank .....	562
Jail Structure Assessment .....	563
MCP Air Conditioner Replacement .....	564
Recorder's Court Renovations .....	565
Jail AC Unit Replacements .....	566
MCP Roof Repair .....	567
North Precinct Roof Repair .....	568
Jail Kitchen Floor Repairs .....	569
<b>Drainage Summary</b>	<b>570</b>
FY19 Financing Method .....	570
FY19 Project Costs .....	571
Sewer Fund Contingency .....	573
19th St Flood Abatement .....	574
Cherokee Retaining Wall .....	575
Cusseta Road Fold Pack .....	576
Oakland Park Drainage .....	577
LOST Stormwater .....	578
Riverwalk Renovations .....	579
Fleet Management/EPA .....	580
Bay Avenue Sewer Replace .....	581
Pipe Rehabilitation .....	582
Talbotton Rd Stormwater .....	583
Psalmnd Rd Sewer System .....	584
Lockwood Storm Sewer Upgrade .....	585
Bull Creek Golf Course Sewer .....	586
Ft. Benning Roundabout & Streetscapes .....	587
River Road Roundabout .....	588
<b>Transportation Summary</b>	<b>589</b>
FY19 Financing Method .....	589
FY19 Project Costs .....	590
Brown Avenue Bridge .....	593
Decatur Street Bridge .....	594
Forest Road Bridges .....	595
Melrose Bridge and Crossings .....	596
Reese Rd Bridge at Cooper Creek .....	597
Bridge Studies (Various) .....	598
Corridor Studies (Various) .....	599
Ft Benning Rd Streetscapes .....	600
Wynnton Rd Streetscapes .....	601
Trade Center Parking Garage .....	602
Follow Me Trail Bridge .....	603

## TABLE OF CONTENTS

	PAGE
2009 LOST Resurfacing/Rehab .....	604
Railroad Improvements .....	605
Steam Mill Rd Sidewalk Concept .....	606
Park ADA Upgrades .....	607
Cusseta Rd/Old Cusseta Rd .....	608
Cooper Creek ADA .....	609
Forrest Rd: Macon to Schatulga .....	610
Ft Benning Rd @ Brennan Rd .....	611
Martin Luther King Blvd .....	612
Moon Road (Phase I) .....	613
Northstar St Mary's Rd .....	614
River Rd/Bradley Park/JR Allen Ramp .....	615
Sidewalk and Brick Paver .....	616
South Lumpkin Road .....	617
Veterans Double Churches .....	618
Whitesville Double Churches Rd .....	619
Resurfacing/Rehabilitation .....	620
ATMS Signals .....	621
Fiber Optic Interconnect .....	622
LED Signal Heads .....	623
Traffic Calming .....	624
Rails to Trails Maintenance .....	625
Walking Trails/Trolley System .....	626
FY17 LMIG Victory Dr/30th Ave Signal .....	627
FY17 LMIG Ada Ave/Wynnton Rd Signal .....	628
FY17 LMIG Fortson Rd/Williams Rd Rdt .....	629
Mott's Green .....	630
2nd Ave/18th St GDOT Grant .....	631
Riverwalk City Mills Parking .....	632
Riverwalk Westville Parking .....	633
Dept of Driver Services Parking Lot .....	634
William Road Phase 1 .....	635
Bull Creek Golf Course Parking Lot .....	636
River Road Roundabout .....	637
FY18 LMIG Forrest Road Phase I .....	638
FY18 LMIG Ft. Benning & Brennan Rd .....	639
Morris Road Bridge Repair .....	640
Multimodal GDOT Grant-Spur 22 .....	641
FY17 LMIG Safety Act. Plan-SZ .....	642
Riverwalk Bibb Mill .....	643
Ft. Benning Road Streetscapes .....	644
Riverwalk City Mills .....	645
FY19 LMIG Ft. Benning Rd. Rdbt & Stscapes .....	646
<b>TSPLOST Transportation Summary</b> .....	<b>647</b>
Chattahoochee Riverwalk (TSPL) .....	649
So Lumpkin Rd Multiuse Facility .....	650
US Hwy 27/Custer Rd Interchange .....	651
Intercity Express Bus Park n Ride .....	652
Buena Vista Road Improvements .....	653
Boxwood Blvd Bridge .....	654
Victory Drive Improvements .....	655
Resurfacing .....	656
Psalmond Road Signal .....	657

## TABLE OF CONTENTS

---

	PAGE
Linwood/6th Avenue Bridge.....	658
Benning Drive Bridge.....	659
Double Churches Park Parking.....	660
Traffic Calming.....	661
Reese Rd Bridge at Cooper Creek.....	662
Claradon Bridge.....	663
MLK Trail.....	664
Sidewalks/ADA.....	665
Guardrails.....	666
TSPLOST Discretionary Funds.....	667
<b>Environmental Summary</b>	<b>668</b>
FY19 Financing Method.....	668
FY19 Project Costs.....	669
Oxbow Methane Monitoring Well #8.....	671
Greenhouse Gas.....	672
Pine Grove Landfill Closure.....	673
Wilson Camp/Satilla Closure.....	674
Pine Grove Operation Software.....	675
New Cell Construction.....	676
Recycling Sustainability Center.....	677
Oxbow Meadows Inert Landfill Closure.....	678
Schatulga Rd Landfill Well Replacements.....	679
Granite Bluff Revised Development Plan.....	680
<b>Acknowledgements</b>	<b>681</b>




# Columbus Consolidated Government

## Annual Adopted Budget July 1, 2018—June 30, 2019

### Mayor and Council

---



---

**Isaiah Hugley**  
City Manager

**Lisa Goodwin**  
Deputy City Manager

**Pam Hodge**  
Deputy City Manager

[Return to Table of Contents](#)



GOVERNMENT FINANCE OFFICERS ASSOCIATION

*Distinguished  
Budget Presentation  
Award*

PRESENTED TO

**Columbus Consolidated Government  
Georgia**

For the Fiscal Year Beginning

**July 1, 2017**

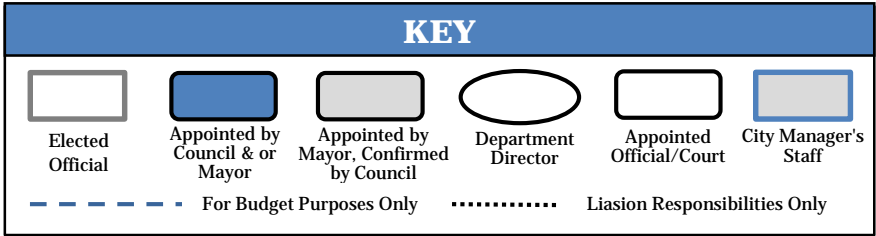
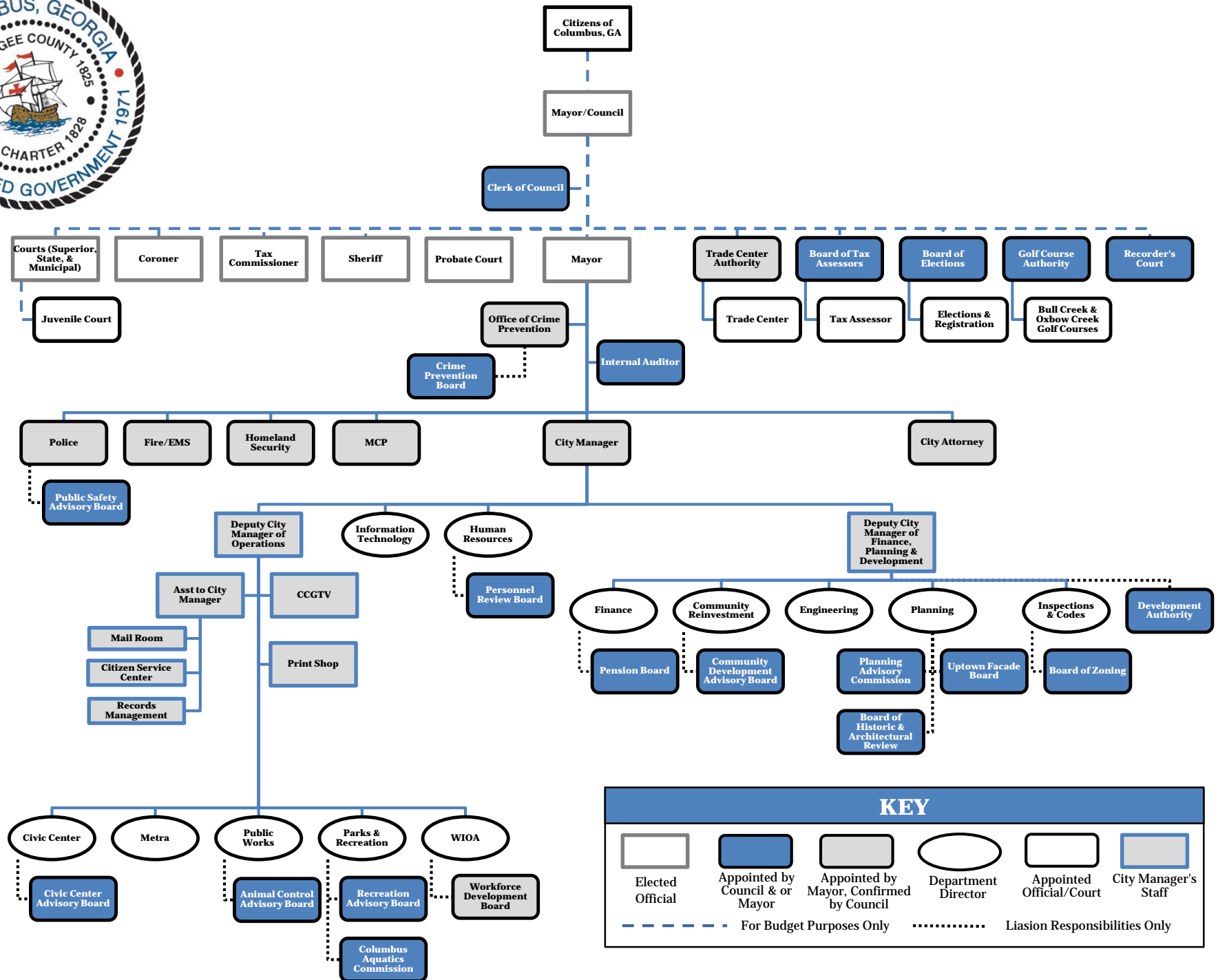
*Christopher P. Morrell*


Executive Director

The Government Finance Officers Association of the United States and Canada (GFOA) presented a Distinguished Budget Presentation Award to Columbus Consolidated Government, Georgia for its annual budget for the fiscal year beginning July 1, 2017. In order to receive this award, a governmental unit must publish a budget document that meets program criteria as a policy document, as an operations guide, as a financial plan, and as a communications device.

This award is valid for a period of one year only. We believe our current budget continues to conform to program requirements, and we are submitting it to GFOA to determine its eligibility for another award.

[Return to Table of Contents](#)





This page intentionally left blank.

# Introduction



## INCLUDED IN THIS SECTION:

- Mayor's Letter
- City Manager's Letter
- Welcome to Columbus
- Columbus Profile
- Vision for Columbus

[Return to Table of Contents](#)



This page intentionally left blank.



# COLUMBUS CONSOLIDATED GOVERNMENT

*Georgia's First Consolidated Government*

TERESA TOMLINSON  
Mayor

Post Office Box 1340  
Columbus, Georgia 31902-1340

Telephone (706) 653-4712  
Cell (706) 905-9570  
FAX (706) 653-4970  
TDD (706) 653-4494

July 1, 2018

In RE: Fiscal Year 2019 Adopted Budget

Dear Citizens of Columbus, Georgia and Councilors:

## I. Introduction

Today we present to you the Fiscal Year (FY) 2019 Adopted Budget for review and examination. The Mayor's Adopted Budget message is provided pursuant to the Columbus Consolidated Government (CCG) Charter, including specifically §7-401, and Georgia statutory law, which provide that the elected Chief Executive of the local governing authority, here the mayor, is to engage in initial budgetary policy making.

This Adopted Budget is a balanced budget and includes an estimate of unencumbered fund balance, an estimate of cash revenues, proposed expenditures by each department, office, board, commission and agency, proposed capital outlays, data justification for expenditures and other such information that was necessary for Council's deliberation.<sup>1</sup>

## II. FY2019 Budget Assumptions

The FY2019 Adopted Budget is balanced with \$275,340,292 in revenues and expenses. This amount is up 2.73% from our FY2018 Adopted Budget of \$268,031,916, though it is still less than our Adopted Budget from FY2011 (\$280,084,085), reflecting both a prolonged stagnation of revenues and strong budget management.

Our FY2019 revenues are comprised of \$150,604,260 in General Fund revenue, which includes \$33,600,000 in Local Option Sales Tax (LOST) funds, \$33,666,667 in Other Local Option Sales Tax (OLOST) funds, and \$91,069,365 in all other operating fund revenue. While the property tax digest grew some 5.7% in FY2018, we are projecting a modest increase in the FY2019 property tax digest.

---

<sup>1</sup> This information was provided simultaneously herewith via jump drive.

The FY2019 Adopted Budget reflects \$2,927,500 in new General Fund revenues. The anticipated changes in projected revenue by category are laid out below:

<b>ANTICIPATED CHANGES IN FY2019 PROJECTED GENERAL FUND REVENUES</b>	
Property Tax	\$1,700,000
Insurance Premium Taxes	\$750,000
Sales Tax	\$600,000
Inter-fund Transfers	\$550,000
Building Permits	\$300,000
Business Taxes	\$290,000
Parking Tickets	\$250,000
Miscellaneous Revenues	\$220,000
Interest Income	(\$30,000)
Parks and Recreation Fees	(\$71,500)
Court Fines and Forfeitures	(\$135,000)
Penalties and Interest	(\$200,000)
Intergovernmental Revenue	(\$200,000)
Ambulance Fees	(\$229,000)
Franchise Fees	(\$867,000)
<b>TOTAL FY2019 REVENUE CHANGE</b>	<b>\$2,927,500</b>

Other assumptions that comprise this budget include:

- A 1.5% raise for full-time employees (effective August, 2018) and a 0.5% Cost of Living Adjustment (COLA) for all employees (effective August, 2018)
- A 0.25% COLA for retirees effective August, 2018
- Budgeted healthcare cost of \$5,800 per employee
- A transition from the RP-2000 Mortality Table to the Generational Mortality Approach for all CCG pension plans at an increased cost of \$1.7 million
- Decreased Debt Service Millage of 0.47, down from 0.60 in FY2018 and 0.70 in FY2017
- A 9 mill cap
- A 2% increase in the Property Tax Digest
- 97% Ad valorem collection rate
- A \$200,000 subsidy to the Bull Creek and Oxbow Meadows Golf Courses
- No subsidy to the Integrated Waste Fund or the Civic Center Fund
- A \$600,000 payment Medical Center/Piedmont for excess inmate care
- The fourth of five Booker T. Washington/Columbus Commons renovation allocation of \$500,000

- No changes to agency appropriations,<sup>2</sup> except for a \$41,755 increase in the Columbus Health Department's rent
- A General Fund Reserve of \$26 million (61.91 days)
- Value of one reserve day \$419,846
- Value of one mill (Operating) \$5,115,003
- Value of one mill (Bond) \$5,420,349
- An Economic Development millage of 0.50 mill (\$2,432,945), including the Development Authority 0.25 mill and the 0.25 mill remaining with Council to be distributed for previously approved economic development projects, for a \$150,000 proposed Robotics Initiative, and for \$266,472 to be held in reserve for future economic development opportunities<sup>3</sup>
- No Risk Management vehicle allocation this fiscal year
- A Worker's Compensation allocation of \$1,321/employee

This Adopted Budget includes four revenue enhancements – all are user fees:

<b>Adopted Revenue Enhancements</b>			
<b>Fee Type</b>	<b>Increment Increase</b>	<b>New Fee Amount</b>	<b>Revenue Generated</b>
<b>Increase Alcohol Beverage Card Fees</b>	\$40	\$65	\$48,000
<b>Increase Certificate of Occupancy Permit Fees</b>	\$10	\$40	\$15,000
<b>Increase Residential Garbage Fees</b>	\$1	\$18	\$660,000
<b>Add Passport Fees</b>	\$35	\$35	\$105,000

With this budget, we remain above our 60-day minimum in our General Fund Reserve:

<sup>2</sup> Prior budget prudence has cut agency and affiliate appropriations by approximately \$1 million per year.

<sup>3</sup> The Development Authority has crafted an opportunity to launch a robotics industry sector in Columbus, Georgia. The Development Authority has requested a CCG investment in this effort of \$150,000. These monies are most appropriately found in the 0.25 mil economic development investment fund controlled by Council. See Ex. 2 (Letter request from Development Authority).

GENERAL FUND RESERVE DAYS							
	FY13	FY14	FY15	FY16	FY17	FY18 (est.)	FY19 (est.)
GENERAL OPERATING FUND	68.73	38.33	18.70	14.31	21.07	22.48	21.00
OLOST FUNDS	5.35	16.88	37.42	40.23	42.09	42.97	40.91
TOTAL GENERAL FUND RESERVE DAYS	74.08	55.21	56.12	54.54	63.16	65.45	61.91
VALUE OF 1 DAY	\$420,001	\$408,126	\$413,500	\$419,237	\$418,632	\$410,101	\$419,846

### III. General Fiscal Policies and Proposed Changes

#### A. Employee Raise versus Comprehensive Pay Reform

This adopted budget includes a 1.5% raise for full-time employees and a 0.5% Cost of Living Adjustment (COLA) for all employees. The 1.5% raise for 2,380 full-time employees will cost \$1,421,096, and the 0.5% COLA will cost \$523,234, for a total cost of \$1,944,330.

Here is a summary of the pay enhancement progress we have made during this Administration:

Fiscal Year	CCG General Gov't Pay Adjustments	Columbus Police Department (CPD) Pay Adjustments	Employment Cost Index (ECI)	Consumer Price Index (CPI)
FY2012	0.5%	0.5%	1.1%	2.1%
FY2013 <sup>4</sup>	2.5%	2.5%	1.1%	1.6%
FY2014 <sup>5</sup>	2.5%	2.5%	1.6%	1.7%
FY2015	0.5%	0.5%	1.8%	-0.2%
FY2016	0.5%	0.5% (plus \$1,000-\$1,500	2.1%	1.1%

<sup>4</sup> FY2013 pay increases included a 2% offset for our pension reform adjustment. Pension costs are considered a cost of living and the covering of such costs through income increases is appropriately considered in an income valuation analysis.

<sup>5</sup> FY2014 pay increases included a 2% offset for our pension reform adjustment. See also n. 4, supra.

		longevity pay and \$1,000 - \$1500 initiating pay adjustment)		
FY2017	2.0%	2.0% ( <b>plus</b> Advanced Officers on pay scale to Steps C & D = 5% pay increase, Incentive Pay: \$1200, Military Experience, \$2400 Pay for Post Certification, <b>plus</b> pay reform increment)	2.6%	2.0%
FY2018	0.5%	0.5%	-	As of Feb 2018, 2.1%
FY2018 <sup>6</sup>	2.0%	2.0%		
FY2019 <sup>7</sup>	1.5%	1.5%	-	-
FY2019 <sup>8</sup>	0.5%	0.5%	-	-
Total	13%	15% -21% <sup>9</sup>	10.3%	10.4%

Though we contemplated and discussed comprehensive pay reform for General Government employees, similar to that instituted in the Police Department and the Sheriff's Office, our employee outreach and education efforts showed tepid response for such reform. Such comprehensive pay reform would 1) address pay compression, 2) provide more certainty of income growth for employees and thereby increase employment longevity, 3) provide a systematic process for maintaining pay competitiveness, and 4) allow for compliance with our University of Georgia (UGA) pay plan. As an organization, CCG simply does not have experience with or appreciation for the mechanism of funding a systematic and compounding pay scale, such as that previously presented and discussed.

<sup>6</sup> Due to the software conversion of our pay system, Council approved a one-time 2% bonus for all employees in August of 2017, which was in FY2018.

<sup>7</sup> Included in this Adopted FY2019 Budget to be paid in August 2018.

<sup>8</sup> Included in this Adopted FY2019 Budget to be paid in August 2018.

<sup>9</sup> The total CPD percentage increase includes an average percentage effect of 2% for the annual and compounding milestone longevity pay adjustments of \$1,000 - \$1,500. The application of pay reform/longevity payments for the Sheriff's Office deputies are so recent, their effect is not separately calculated here.



See Exhibit 1 (General Government Employee Pay Reform PowerPoint). Instead, CCG has a history of periodic raises and COLAs at varying levels. A better practice would be a fixed, regular base increase, and not simply waiting to see how much money is left over to craft pay increases. That process unintentionally puts employees last in line where they too often fall short. However, for the reasons stated above, the General Government employee comprehensive pay reform is not proposed here. Instead a typical raise and COLA was proposed and approved.

It is recommended that CCG not invest in another pay study until such time as it can develop a systematic and compounding base funding practice, such as that reflected in Exhibit 1, because pay studies produce a rigid pay structure, with which fluctuating raises and COLAs cannot keep pace. Also, the practice of periodic, fluctuating pay adjustments does not address pay compression. Fortunately, the pay reform adopted in FY2016 for the Police Department and in FY2018 for the Sheriff's Office will provide an example of how a minimum pay adjustment structure will relieve pay compression, encourage longevity and increase morale, which staff and Council can monitor. Hopefully, in the future a similar system will be adopted for the entire CCG employee population.

#### **B. Assuring Police Hiring Competitiveness**

In FY2016, we instituted broad scale pay reform in the Columbus Police Department in order to rid ourselves of the costly, inequitable, inefficient systems of "Gap Time," intra-departmental parity and dollar amount or unpredictable pay adjustments. That year we instituted a pay system for the Police Department, which addressed compression and rewarded police officers for employment longevity. In FY2017, we made adjustments to entry-level pay, and those pay grades just above entry pay, in order to enhance our hiring competitiveness and to relieve lower grade level compression. We moved officers from Steps A and B of a Grade 14 to Steps C and D, which has resulted in a current minimum starting pay for police officer of \$39,491.90.<sup>10</sup>

This FY2019 Adopted Budget moves entry-level police officers from a Step C to a Step D and from a Step D to a Step E so as to raise the minimum starting salary for a police officer with a high school diploma to \$40,401.17. In addition, we have made changes to Corporal level officers at a Step A so that they are not matched or surpassed in income by newly hired officers. The cost of each step adjustment is reflected below:

---

<sup>10</sup> We also instituted a military service pay supplement and a POST certification pay supplement in addition to the existing sign-on bonus and education supplement in order to stay competitive with other jurisdictions. See n. 9, *infra*.

Move entry level Police Officers, G-14 to Step D and Step E	# of Police Officers	Implementation Cost
Newly hired Police Officers hired at Step D w/o degree; hired at Step E with degree		
Budgeted Police Officer Positions	268	
Police Officers at Step C, Move to Step D	107	\$125,351
Police Officers at Step D, Move to Step E	77	\$91,403
Corporals at Step A, Move to Step B (to create pay differential)	63	\$81,043
TOTAL COST		\$297,797

Here is the new pay schedule for entry-level officers by employee grade and education level:

Police Officer w/o Degree - STEP D	Police Officer w/AS Degree - STEP E	Police Officer w/BA Degree - STEP E	Police Officer w/MA Degree - STEP E
Base Pay \$37,279.87	Base Pay \$38,211.86	Base Pay \$38,211.86	Base Pay \$38,211.86
OLOST Supplement \$3,121.30	OLOST Supplement \$3,121.30	OLOST Supplement \$3,121.30	OLOST Supplement \$3,121.30
		Edu. Inc. \$1,248.52	Edu. Inc. \$2,497.04
Total Pay \$40,401.17	Total Pay \$41,333.16	Total Pay \$42,581.68	Total Pay \$43,830.20
Sign-On Bonus <sup>11</sup> \$2,000.00	Sign-On Bonus \$2,000.00	Sign-On Bonus \$2,000.00	Sign-On Bonus \$2,000.00

<sup>11</sup> The Sign-On Bonus is paid to all new hires in \$500 increments over a two-year period.



As police departments around the state and nation adjust their entry-level pay to become more competitive, CCG must keep up.<sup>12</sup> This change, together with other pay reform measures already implemented, addresses the issue of entry-level pay competitiveness while also addressing compression. This change was also made with the support of Police Chief Rick Boren.

### C. Sheriff's Office Recruitment Adjustments

Pursuant to prior presentations by the Sheriff and administrative staff, this Adopted Budget incorporates the Sheriff's proposal of moving the Office's Grade 14 Deputies and Grade 12 Correctional Officers from Step A and B to Step C and D. This will cost \$390,000, yet the funds were previously reserved for the Sheriff's use so that ultimately the impact to the budget is neutral. In addition, we are able to reinstate \$265,948 in operational monies to the Sheriff's use that was previously redirected to our Rapid Resolution Program **without** impacting or changing that program.

### D. Adopting The Generational Mortality Approach For Our Pension Funds

We have made great strides in reforming our pension plans, saving CCG and taxpayers some \$18.2 million to date and anticipating a savings of \$55 million in the first ten years of the reform that was implemented in our FY2013 budget. In addition, we have dramatically increased funding in both the General Employee Pension Plan and the Public Safety Pension Plan, **reducing** our unfunded liability for pension obligations from 25.1% to 4.5%. We should be tremendously proud of this strengthening of our pension plans. Yet, we still have work to do. We must continue to adjust our mortality estimations in order to insure adequate investment is being made today that will sustain our employee benefits long into the future.

Last year, the independent Pension Board transitioned from the 1994 Mortality Table to the RP-2000 Mortality Table: and, that transition was necessary. The Pension Board, in continuing to pursue the best practice requirements of both the Governmental Accounting Standards Board (GASB) No. 68<sup>13</sup> and the Actuarial Standards of Practice (ASOP) No. 35<sup>14</sup>, has determined that CCG must transition to a Generational Mortality Approach. Basically, the applicable standards require that CCG recognize future improvements in life expectancy when determining our annual pension contributions and any unfunded pension liabilities. The failure to adopt these standards has resulted in other public plans having negative audit findings.

Accordingly, the Pension Board adopted the Generational Mortality Approach for all four CCG sponsored pension plans. This adoption fortifies our pension plans for the future, and helps assure the financial viability of our employees' retirement benefit. The budget

---

<sup>12</sup> See Ex. 3, CCG 2017 Police Pay Comparison Study.

<sup>13</sup> See Ex. 4 (excerpt), specifically GASB No. 63 at para. 23.

<sup>14</sup> See Ex. 5, specifically ASOP No. 35 at Section 3.5.3.

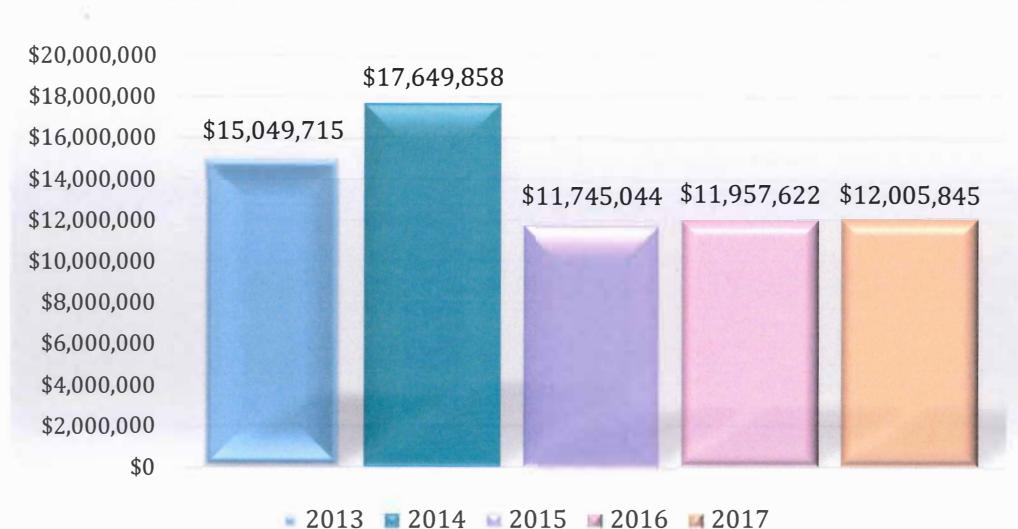
impact of this adoption adds \$1.7 million for CCG's annual pension contribution requirement.

### E. Healthcare Adjustments

Thanks to the leadership and innovation of our Human Resource Director and our Benefits Manager, we have seen improvement in our healthcare cost management. What was a skyrocketing concern has stabilized.

CCG medical claims over the last three years have been stable with a 1.8% increase from 2015 to 2016 and a 0.4% increase from 2016 to 2017, as is shown below:

### Columbus Consolidated Government Annual Medical Claims CY2013 - CY2017



Prescription drug claims also have shown a favorable trend. We saw a small 1% increase in prescription drug claims from 2015-2016 and a 5.6% decrease from 2016 to 2017. The average cost per prescription decreased 39% in 2017. The 2017 savings is due primarily to our new Pharmacy Benefit Manager contract. Our prescription cost trend is set out below:

## Columbus Consolidated Government Annual Rx Claims CY2013 - CY2017



Overall claims cost per employee has increased 2.5% from 2016 to 2017 due to a lower enrollment in our health plans, as is depicted below:

## Columbus Consolidated Government Average Medical/Rx Claims PEPM CY2013 - CY2017



Fewer employees funding the plan, plus national healthcare trend increases are the primary factors of this year's projected healthcare plan increase of 7.7%. Normally, staff and the Administration would find a way to fund this 7.7% cost increase via adjusting employee premiums and co-pays and/or making difficult plan adjustments. Last year, despite a need for an overall healthcare budget increase of 5.99% we were able to cover the projected increase through innovative and minimally disruptive plan adjustments, thereby avoiding any cost increase to our employees. This year, we have the same opportunity to avoid increases to employees and avoid redirecting taxpayer money to cover these costs.

By utilizing two proposed prescription plan changes and by initiating a voluntary wellness participation benefit, we can provide healthcare to our employees ***without a cost increase*** to them. The FY2019 budget for CCG Healthcare offered employees three choices:

#### **OPTION 1:**

##### **Prescription Change + Wellness Participation = NO COST INCREASE**

In the Option 1 equation, the term "Prescription Change" means: 1) discontinue coverage of all medications sold "over the counter," including Inhaled Nasal Steroids; and 2) patient pays "difference cost share" on "Dispense as Written" prescriptions, which are those name brand drugs with generic alternatives available. The second component of "Wellness Participation" in the Option 1 equation means that every participating employee (not family members) agrees to: 1) complete a tobacco affidavit and complete tobacco cessation class; 2) participate in a complete biometric screening and an on-line health risk assessment; and 3) *if* deemed a "high risk" patient, participate in approximately 12-weeks of health coaching.

If the employee agrees to this Option 1 equation, then they will have ***no cost increase*** for their current level of healthcare.

#### **OPTION 2:**

##### **Prescription Change + Decline Wellness Participation = 7.3% INCREASE**

The 7.7% projected increase in healthcare costs for those who decline the Wellness Participation can be ***lowered*** to a 7.3% increase by adopting the prescription changes listed in Option 1 above.

#### **OPTION 3:**

##### **Prescription Change + \$10 Increase In Co-Pay + Decline Wellness Participation = 6.1% INCREASE**

The 7.7% projected increase in healthcare costs for those who decline Wellness Participation can be **lowered** to a 6.1% increase by adopting the prescription changes listed in Option 1 and by increasing the office visit co-pay by \$10.

The experience of our Benefits Manager shows that the Option 1 opportunity to participate in the wellness program or absorb the cost of not doing so positively impacts employee health and longevity while reducing the cost of the employer's healthcare plan. The Benefits Manager's experience also has been that the vast majority of employees choose the Option 1 alternative to avoid absorbing the type of healthcare cost increases reflected in Options 2 and 3.

The Employee Benefits Committee recommended that Council approve Option 1. Further, the Council Healthcare Task Force concurred with this recommendation, but asked all options be presented to Council for its consideration. Because we wish to improve the health and quality of life of our hardworking employees while at the same time decreasing the cost of healthcare to them, Option 1 is included in this Adopted Budget alleviating the need for an increase in budgeted healthcare costs per employee.

#### **F. Investing In Our Integrated Waste System**

Our Pine Grove Construction and Demolition (C & D) Waste Landfill is in need of immediate expansion. We have less than one-year of capacity left. All steps have been taken over the years to maximize the available capacity of this landfill and we are simply at a wall and must take action. A closure of this landfill would result in: 1) inconvenience and cost to our citizens; 2) a loss of \$200,000 in C & D tipping fees per year; 3) increased CCG internal cost for C & D disposal of more than \$34,000 per year; and 4) potential fines levied by environmental agencies of up to \$25,000 per day.

Our professional staff has developed a plan to increase the Pine Grove capacity efficiently by expanding Area 3 of the existing C & D landfill.<sup>15</sup> Based on our historic tonnage and compaction rates, the expansion of Area 3 will add approximately 44 years of lifespan to the Pine Grove Landfill. This plan has been submitted to and approved by the Georgia Environmental Protection Division's Solid Waste Management Unit, and it will relieve any threat of environmental agency fines or intervention.

Implementing the Area 3 expansion is estimated to cost \$855,902. Reorganizing operations within our Integrated Waste system, and then, temporarily redirecting those already budgeted funds to this one time purpose, can cover some \$539,138 of this cost. However, that leaves us with a shortfall. Accordingly, this Adopted Budget increases the garbage fee \$1.00 to \$18.00 per month.<sup>16</sup> The fee increase yields \$660,000, \$316,764 of which will be used to fund the remaining cost of the Area 3 expansion. The other \$343,236 in new

---

<sup>15</sup> See Ex. 6 (PowerPoint summary of proposed expansion plan).

<sup>16</sup> Pursuant to CCG Ordinance No. 13-169.1 (a)(2), an offset of 25% per month is provided against any garbage fee for low-income households.



garbage fee revenues will be used to service an additional lease payment for 5 additional (and critically needed) garbage trucks and 2 grab-all trucks.<sup>17</sup> As for the increased revenue in future years, the rate of our garbage fee, even at this increased level, is still below where it needs to be to adequately maintain our Integrated Waste system and provide for our future landfill needs and responsibilities.

### **G. Budget Neutral and Non-Budget Neutral Employee Positions**

Below is a chart of newly approved or re-classified employee positions. The budget that was presented to Council included only those positions that were either: 1) neutral (or very close thereto) to our operating budget; or 2) critical to the effective and efficient running of our local government operations. However, during budget hearings, elected officials and department heads were able to present the basis for the positions listed below as well as additional positions that were not originally included in the proposed budget.

<b>Dept/Office</b>	<b>Fund</b>	<b>Request</b>	<b>Position Description</b>	<b>Amount</b>
<b>Inspections &amp; Code</b>	General	Reclass	Special Enforcement Supervisor G15D to Special Enforcement Coordinator G17D	\$4,835 Offset By Reduction
<b>Inspections &amp; Code</b>	General	Delete	Building Inspector G16	(\$52,370) Budget Reduction
<b>Public Works</b>	General	Reclass	Animal Control Division Manager G21 to Animal Control Veterinarian G23I	\$29,605 Operating Budget Offset <sup>18</sup>
<b>Parks &amp; Rec<sup>19</sup></b>	General	Un-fund	Gatekeeper (PT) G2	(\$6,595) Budget Reduction
<b>Parks &amp; Rec</b>	General	Un-fund	Park Maintenance Worker I (PT) G7	(\$19,122) Budget Reduction

<sup>17</sup> In FY2017, CCG leased \$1,211,807 worth of necessary Integrated Waste equipment, to include 29 garbage trucks. This additional sum of \$343,236 will fund 5 additional garbage trucks, 2 grab-all trucks and continue our path of rebuilding the Integrated Waste equipment necessary to service our citizen's needs.

<sup>18</sup> This innovative proposed solution by our Animal Control and Public Works leadership will result in the Animal Control Manager being a licensed veterinarian. The newly created position combines the funds for the Animal Control Manager and the funds for our contract with a local veterinarian, which contract position is very difficult to fill.

<sup>19</sup> The total budget impact of Adopted reductions, additions and offsets in the Parks and Recreation Department is a \$175 increase.

<b>Parks &amp; Rec</b>	General	Un-fund	Park Maintenance Worker I (PT) G7	(\$19,122) Budget Reduction
<b>Parks &amp; Rec</b>	General	Reclass	Athletic Program Supervisor G16A to Athletic Division Manager G19C	\$9,923 Offset By Reduction
<b>Parks &amp; Rec</b>	General	Reclass	Community Schools Supervisor G16A to Community Schools Division Manager G19C	\$9,923 Offset By Reduction
<b>Parks &amp; Rec</b>	General	Reclass	Marina Supervisor G9 to Recreation Program Specialist III G14	\$10,035 Offset By Reduction
<b>Parks &amp; Rec</b>	General	Reclass	Aquatic Center Director G23 to Aquatic Division Manager G19	(\$22,860) Budget Reduction
<b>Parks &amp; Rec</b>	General	Reclass	Therapeutics Recreation Center Leader (PT) G2 to Administrative Secretary (FT) G10	\$24,582 Offset By Reduction
<b>Parks &amp; Rec</b>	General	Reclass	Custodian G6A to Recreation Program Specialist III G14A	\$13,411 Offset By Reduction
<b>Tax Assessor</b>	General	New	GIS Technician G14	\$46,961 Budget Increase <sup>20</sup>
<b>Elections</b>	General	New	3 Elections Tech (PT) G11	\$39,042 Offset By Operating Budget Reductions
<b>Police</b>	General	New	Crime Analyst G16	\$51,234 Budget Increase <sup>21</sup>
<b>Muscogee County Prison</b>	General	New	2 Correctional Officers PS12	\$90,884 Budget

<sup>20</sup> This position is critical for the daily operation of the Tax Assessor's Office and other departments that rely on tax maps and new parcels for issuing permits and other purposes. This position had been previously funded by the I.T. Department until recent staffing changes eliminated that option.

<sup>21</sup> This position will increase the effectiveness of the CPD's crime reduction strategies, aid in directing limited resources, and perform the work of the 911 GIS Technician that was previously budgeted in the Engineering Department.



				Increase <sup>22</sup>
<b>Clerk of Superior Court</b>	General	New	2 Deputy Clerk II G12	\$86,180 Budget Increase
<b>Probate Court</b>	General	New	Deputy Clerk II G12	\$43,090 Revenue Offset <sup>23</sup>
<b>Probate Court</b>	General	Reclass	Fiduciary Compliance Office/Law Clerk G20J to Associate Judge G22L	\$19,363 Revenue Offset
<b>Probate Court</b>	General	Reclass	Deputy Clerk G12A to Passport Supervisor/Deputy Clerk G14A	\$3,871 Revenue Offset
<b>Sheriff</b>	General	Reclass	Major PS22 to Deputy Sheriff PS14	(\$44,872) Budget Reduction
<b>Sheriff</b>	General	Reclass	Major PS22G to Jail Commander PS23D	\$2,208 Offset By Reduction
<b>Sheriff</b>	General	Reclass	Chief Deputy Sheriff PS24F to Chief Deputy Sheriff PS24H	\$12,683 Offset By Reduction
<b>Public Works</b>	Integrated Waste	Reclass	2 Heavy Equipment Operator G13A to Heavy Equipment Supervisor G15A	\$8,142 Offset By Reduction
<b>Public Works</b>	Integrated Waste	Reclass	Landfill Operator G12A to Maintenance Worker I-Landfill G7A	(\$8,159) Budget Reduction
<b>Public Works</b>	Integrated Waste	New	Baler Operator G12	\$43,090 Budget Increase <sup>24</sup>

<sup>22</sup> Warden Hamrick considers these additional positions critical to the efficient and safe operation of the Muscogee County Prison.

<sup>23</sup> The three positions requested by the Probate Court reorganize that office so as to facilitate the issuing of passports and otherwise bring efficiencies to the office.

<sup>24</sup> This position is currently filled by an inmate who is tasked with examining recycled material for contamination. Because a high number of loads are being returned due to contamination, this position has been identified as critical to the proper functioning of the recycling center.

<b>Public Works</b>	Paving	Reclass	Public Works Supervisor G15A to Correctional Detail Supervisor PS15A	\$5,045 Budget Increase <sup>25</sup>
<b>Public Works</b>	Stormwater	Reclass	Stormwater Drainage Technician G15D to Stormwater Drainage Technician G13A	(\$7,392) Budget Reduction
<b>Public Works</b>	Stormwater	Reclass	Equipment Operator Crew Leader G13B to Heavy Equipment Supervisor G15B	\$4,163 Offset By Reduction
<b>Trade Center</b>	Trade Center Fund	New	Conference Facilitator I G15	\$49,045 Budget Increase
<b>METRA</b>	TSPLOST	Reclass	Correctional Officer PS12 to Crew Leader G12	(\$2,352) Budget Reduction
<b>Community Reinvestment</b>	CBDG	New	Real Estate Technician G17	\$53,534 Budget Increase <sup>26</sup>

## H. OLOST Distribution

The OLOST budget is projected to be \$34.1 million in FY2019, with 70% dedicated to Public Safety (\$24.1 million) and 30% dedicated to infrastructure (\$10 million).

Out of the \$24.1 million dedicated to Public Safety, \$21.54 million is appropriated for prior, ongoing commitments related to personnel expenses, debt service, and cost allocations. The remaining OLOST funds are appropriated for: 1) FY2019 pay raise and COLA pay adjustments for OLOST positions (\$138,412); 2) the replacement of the Court Management System (\$750,000); 3) the replacement of the jail generator (\$879,387)<sup>27</sup>, and additional capital distributed among the five Public Safety departments and offices (\$784,901).

<sup>25</sup> In recent years, dealings with inmates have become more challenging. This reclassification is critical to providing adequate support in dealing with inmates.

<sup>26</sup> This new position will service both the Land Bank Authority and CCG Community Reinvestment real estate functions. The funding for this position will come from Community Development Block Grant and Neighborhood Stabilization Program income funds.

<sup>27</sup> The replacement of the generator at the jail is a critical capital purchase in FY2019. The existing generators have been evaluated and are not sufficient to support the jail in the event of a power outage.

The additional capital OLOST monies is distributed as follows:

<b>OFFICE</b>	<b>AMOUNT</b>
<i>Police Department</i>	\$398,314
<i>Sheriff's Office</i>	\$80,000
<i>Fire/EMS</i>	\$271,081
<i>Marshal's Office</i>	\$3,780
<i>Muscogee County</i>	\$31,726
<i>Prison</i>	
<b>TOTAL</b>	<b>\$784,901</b>

In coming years, we will have two significant drains on our OLOST monies, which will reduce the sums distributed to individual public safety departments/offices. Those two items are:

**1. New Court Management System**

The current Court Management System is a mainframe system that is beyond its useful life. The existing system is the last major system housed on the mainframe and unless replaced, would require the upgrade of the mainframe system. The \$750,000 budgeted in FY2019 for the new Court Management System is part of a \$1.545 million four-year commitment to complete the system replacement. This system impacts all law enforcement and court related functions within Muscogee County. All departments/agencies impacted by the Court Management System agree that it is in urgent need of replacement. The current mainframe system will no longer be supported after July 2021, which is why the need to begin implementation in FY2019 has become critical.

**2. 800 MHz Radio System**

In 2009, Sprint/Nextel provided our existing 800 MHz radios at no cost to CCG due to a re-banding mandate by the FCC. Effective December 31, 2019, Motorola will discontinue the existing 800 MHz radios used by CCG Public Safety and General Government departments. The result of this discontinuation will be the unavailability of replacement parts, delayed repairs, and lack of technical support. Accordingly, the radios will need to be replaced in phases. The proposed plan is to replace all Public Safety radios first. The General Government radios will utilize the old Public Safety radios for scrap parts to maintain the General Government radios. Motorola is offering a three (3) year 0% financing option with annual payments if the upgrade is purchased before the end of calendar year 2018. The \$4,900,000 purchase price can be spread over 3 years with installment payments due in FY2020, FY2021, and FY2022. No payment will be required in FY2019.

## IV. Conclusion

This Mayor's FY2019 Adopted Budget message is presented together with the City Manager's budget letter and the FY2019 Adopted Budget Book. We should be encouraged by the progress we have made over the past few difficult years, and know the decisions we make this year will likewise move us toward greater financial security and community prosperity. We do continue to face systemic limitations caused by our tax structure and state revenue policies. Innovative thinking will need to be employed to determine how our community can continue to thrive in the face of those limitations.

I want to thank our City Manager Isaiah Hugley, Deputy City Managers Lisa Goodwin and Pam Hodge, our Finance Director Angelica Alexander, our Department Heads, our elected partners and staff for their tremendous assistance in the effort of composing this fiscally responsible Adopted Budget.

To our Council, I thank you for all of the hard work that was necessary to review, deliberate upon and decide the FY2019 Adopted Budget.

This is the Columbus, Georgia Consolidated Government Fiscal Year 2019 Adopted Budget submitted for your examination and review.

Respectfully Submitted,

A handwritten signature in dark ink, appearing to read 'Teresa Pike Tomlinson', with a large, stylized flourish extending to the right.

Teresa Pike Tomlinson

Mayor

Columbus, Georgia Consolidated Government

### Exhibits Table of Contents:

- Exhibit #1 – General Government Employee Pay Reform PowerPoint
- Exhibit #2 – Letter request from Development Authority
- Exhibit #3 – CCG 2017 Police Pay Comparison Study
- Exhibit #4 – Governmental Accounting Standards Board No. 63 (Excerpt)
- Exhibit #5 – Actuarial Standard of Practice No. 35
- Exhibit #6 – PowerPoint summary of proposed Expansion Plan



This page intentionally left blank.




# **Exhibit 1**



# General Government and Public Safety Pay Reform

Columbus Consolidated Government  
FY2019





# Pay Reform FY2019

YEARS OF SERVICE	PAY REFORM INCREASE	Bi-weekly Increase
3 Years	\$500	\$19.23
5 Years	\$750	\$28.85
7 Years	\$1,000	\$38.47
10 Years	\$1,000	\$38.47
15 Years	\$1,000	\$38.47
20 Years	\$1,000	\$38.47
25 Years	\$1,000	\$38.47
30 Years	\$1,000	\$38.47

Applies to full time GG & PS Employees Only. Excludes elected officials and some grant funded positions.



# Pay Reform FY2019

IMPLEMEN- TATION	NUMBER EMPLOYEES	YEARS OF SERVICE	PAY REFORM INCREASE	TOTAL COST
July 1, 2018	1810	3 Years - 30 Years	\$500 - \$1,000	\$1,790,153
FY2019 Cost	426	3 Years -30 Years	\$500 - \$1,000	\$378,130
FY2019 Total Cost	2236	3 Years - 30 Years	\$500 - \$1,000	\$2,168,283



## General Government and Public Safety Pay Reform

**Q.** Please clarify Anniversary and Years of Service?

**A.** Anniversary = Employee Start Date  
Years of Service = Number of Years worked for CCG

Anniversary Start Date	1 year Anniv.	2 year Anniv.	3 year Anniv.	4 year Anniv.	5 year Anniv.	6 year Anniv.	7 year Anniv.	Total Years of Service
Feb. 19, 2011	Feb. 19, 2012	Feb. 19, 2013	Feb. 19, 2014	Feb. 19, 2015	Feb. 19, 2016	Feb. 19, 2017	Feb. 19, 2018	7 years



# Pay Reform

## July 1, 2018 (FY2019)

NUMBER OF EMPLOYEES	YEARS OF SERVICE	PAY REFORM INCREASE	COST PER YEAR
214	3 Years	\$500	\$115,721
191	5 Years	\$750	\$154,925
238	7 Years	\$1,000	\$257,397
333	10 Years	\$1,000	\$360,140
288	15 Years	\$1,000	\$311,472
217	20 Years	\$1,000	\$234,686
154	25 Years	\$1,000	\$166,551
175	30 Years	\$1,000	\$189,263
1810	TOTAL COST		\$1,790,153



# Pay Reform FY2019

FY2019 PAY REFORM ANNIVERSARY COST			
NUMBER OF EMPLOYEES	YEARS OF SERVICE	PAY REFORM INCREASE	COST PER YEAR
133	3 Years	\$500	\$71,920
52	5 Years	\$750	\$42,179
65	7 Years	\$1,000	\$70,298
45	10 Years	\$1,000	\$48,668
44	15 Years	\$1,000	\$47,586
32	20 Years	\$1,000	\$34,608
31	25 Years	\$1,000	\$36,917
24	30 Years	\$1,000	\$25,956
426	TOTAL COST		\$378,130



# Pay Reform FY2020

FY2020 PAY REFORM ANNIVERSARY COST			
NUMBER OF EMPLOYEES	YEARS OF SERVICE	PAY REFORM INCREASE	COST PER YEAR
204	3 Years	\$500	\$120,856
86	5 Years	\$750	\$76,119
70	7 Years	\$1,000	\$83,238
47	10 Years	\$1,000	\$56,558
38	15 Years	\$1,000	\$45,990
51	20 Years	\$1,000	\$61,399
23	25 Years	\$1,000	\$27,420
32	30 Years	\$1,000	\$38,636
551	TOTAL COST		\$510,213



# Pay Reform FY2021

FY2021 PAY REFORM ANNIVERSARY COST			
NUMBER OF EMPLOYEES	YEARS OF SERVICE	PAY REFORM INCREASE	COST PER YEAR
73	3 Years	\$500	\$43,087
133	5 Years	\$750	\$118,745
52	7 Years	\$1,000	\$61,638
50	10 Years	\$1,000	\$59,773
36	15 Years	\$1,000	\$42,737
31	20 Years	\$1,000	\$37,102
31	25 Years	\$1,000	\$36,917
25	30 Years	\$1,000	\$29,840
431	TOTAL COST		\$429,838



# General Government and Public Safety Pay Reform

## Q. What employees are included in the FY2019 Pay Reform Proposal?

- All full time General Government employees on the UGA pay scale\*
- All full time Public Safety employees on the UGA pay scale
- Police Department and Sheriff's Office will receive the FY2019 Pay Reform adjustment on July 1, 2018, and thereafter will continue on their previously approved Pay Reform.

\*Excludes elected officials and some grant funded positions



# CCG Turnover Rate Trend

Q. Provide fiscal year costs for next 10 years

CCG Turnover Rate past three years

2017	17.46%
2016	19.26%
2015	15.21%

CCG averages 37 separations a month



# Average Years of Service Past three years

	2017	2016	2015
<b>General Government</b>	5.4 yrs.	6.1 yrs.	7.5 yrs.
<b>Public Safety</b>	7.1 yrs.	9.8 yrs.	9.4 yrs.



# General Government and Public Safety Pay Reform

Q. Provide Pay Reform fiscal year costs for  
next 10 years

TOTAL COST OF PAY REFORM	
(July 1, 2018)	\$1,790,153
FY2019	
FY2019	\$378,130
FY2020	\$510,213
FY2021	\$429,838
FY2022	\$364,447
FY2023	\$306,195
FY2024	\$489,423
FY2025	\$413,041*
FY2026	\$425,000*
FY2027	\$425,000*
FY2028	\$425,000*

- The farther we go out the harder it is to make a projections.
- FOOTNOTE: This proposal is not a replacement for COLAs or other pay increases



# Columbus Police Department Police Officer Recruitment



Proposal to  
Increase Police Officer Entry Level Pay



# Police Officer Recruitment Proposal FY2019

Move entry level Police Officers, G-14 to Step D and Step E	# of Police Officers	Implementation Cost
Newly hired Police Officers hired at Step D w/o degree; hired at Step E with degree		
Budgeted Police Officer Positions	268	
Police Officers at Step C, Move to Step D	107	\$125,351
Police Officers at Step D, Move to Step E	77	\$91,403
Corporals at Step A, Move to Step B (to create pay differential)	63	\$81,043
<b>TOTAL COST</b>		<b>\$297,797</b>



# Police Officer Recruitment – FY2019

New Police Officers – Starting Salary with implementation of FY2019 Proposal

Police Officer w/o Degree - STEP D	Police Officer w/AS Degree - STEP E	Police Officer w/BA Degree - STEP E	Police Officer w/MA Degree - STEP E
Base Pay \$37,279.87	Base Pay \$38,211.86	Base Pay \$38,211.86	Base Pay \$38,211.86
OLOST \$3,121.30	OLOST \$3,121.30	OLOST \$3,121.30	OLOST \$3,121.30
		Edu. Inc. \$1,248.52	Edu. Inc. \$2,497.04
<b>Total Pay \$40,401.17</b>	<b>Total Pay \$41,333.16</b>	<b>Total Pay \$42,581.68</b>	<b>Total Pay \$43,830.20</b>
Sign-On Bonus* \$2,000.00	Sign-On Bonus* \$2,000.00	Sign-On Bonus* \$2,000.00	Sign-On Bonus* \$2,000.00

\*Sign-On bonus is spread over a two year period in \$500 increments every six months. Officers may also receive additional incentive pay including \$2,400 for POST Certification and \$1,200 for Military Experience not included here.



# Police Officer – FY2018

## New Police Officers - Current Starting Salary - Jan. 2018

Police Officer w/o Degree STEP C	Police Officer w/AS Degree STEP D	Police Officer w/BA Degree STEP D	Police Officer w/MA Degree STEP D
Base Pay \$36,370.60	Base Pay \$37,279.17	Base Pay \$37,279.17	Base Pay \$37,279.17
OLOST \$3,121.30	OLOST \$3,121.30	OLOST \$3,121.30	OLOST \$3,121.30
		Edu. Inc. \$1,248.52	Edu. Inc. \$2,497.04
<b>Total Pay \$39,491.90</b>	<b>Total Pay \$40,400.77</b>	<b>Total Pay \$41,648.99</b>	<b>Total Pay \$42,897.51</b>
Sign-On Bonus* \$2,000.00	Sign-On Bonus* \$2,000.00	Sign-On Bonus* \$2,000.00	Sign-On Bonus* \$2,000.00

\*Sign-On bonus is spread over a two year period in \$500 increments every six months. Officers may also receive additional incentive pay including \$2,400 for POST Certification and \$1,200 for Military Experience not included here.



# Questions



## **Exhibit 2**





April 13, 2018

Hon. Teresa Pike Tomlinson  
Mayor, City of Columbus  
100 10th Street, 6th Floor  
Columbus, GA 31901

Mayor Tomlinson,

Due to the complex threat assessment of our nation's adversaries and the effects of sixteen years fighting in a counterinsurgency environment, the US Army and its leadership is embarking on retooling our Army and the tools of warfare needed to defeat any adversary in a future conflict.

The threat assessment also states that we are currently out-manned and out-gunned versus Russia and China. And North Korea adds another dangerous dimension to the threat assessment. In summary, our Army must now adapt a new doctrine, a new organizational structure, and new weapons with which we fight. MG Wesley routinely spoke on these topics while serving as the Commanding General of Fort Benning and the Maneuver Center of Excellence.

The Army will soon announce a new Futures Command commanded by a four-star general officer. They have created eight Cross-Functional Teams (CFTs), two of which are based at Fort Benning and led by Brigadier Generals Donahue and Lesperance. The two teams based at Fort Benning include the CFTs for Soldier Lethality and the New Ground Combat Vehicle (NGCV). Robotics and Autonomous systems are integral to both CFTs. The leaders of these CFTs report directly to the Vice Chief of the Army and the Under Secretary of the Army so that development can be faster and more flexible.

To complement the work of these CFTs, we have an opportunity to create a Robotics Center of Innovation (COI) in Columbus. This COI would complement the Cyber Center of Excellence in Augusta and the Aerospace Center of Innovation in Warner Robins/Robins AFB. The creation of these three critical centers in Georgia dramatically increases our military presence and economic impact to Columbus, Augusta, Warner Robins and our great state of Georgia.

To fully pursue this rapidly evolving opportunity, we need increased resources to fully exploit the opportunity for a Robotics COI and to insure it is permanently based at Fort Benning. With Fort Benning becoming the Robotics Center for the Army, we would also have increased opportunities in recruiting defense contractors who will build these systems and for them to do so in Columbus.

The Development Authority of Columbus requests an additional \$150,000 in funding annually for the next three years to pursue this amazing opportunity. This funding would be used for the following:

- Attract and hire an economic development project manager with specific project management experience preferably in the technology field (\$100,000 for salary / benefits)



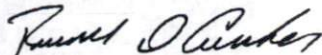
- Develop and implement a targeted recruitment and marketing campaign aimed at selling targeted defense contractors on Columbus (\$25,000)
- Travel and marketing participation at two to three military trade shows annually partnering with the Association of the US Army (AUSA) and the National Defense Industry Association (NDIA) (\$25,000).

Due to the resources currently provided to the Development Authority of Columbus annually, we deliver a return on investment of 110:1 annually. Over the last 5 years, we have averaged creating 1000+ jobs and over \$110 million in capital investment per year. Without the leadership and support from you and the members of City Council, these accomplishments would not be possible.

It is our vision for Columbus to become the Silicon Valley for robotics. With the financial support of the City of Columbus, we are confident we have a legitimate opportunity to create a Robotics Center of Innovation in our community.

Thank you in advance for your consideration.

Sincerely,



Russ Carreker  
Chairman  
Development Authority of Columbus

## **ADDENDUM**

### **Ft. Benning Robotics Center of Innovation (COI)**

#### *Current Situation*

- The US faces increasingly more aggressive adversaries (Russia, China and North Korea)
- After sixteen years of fighting a long, intense, and urban centered counter-insurgency, Russia and China have studied us, learned from our successes and failures as well as invested in building a military with a much enhanced capacity and capability to threaten our allies and the US directly
- The focus and investment by our adversaries currently make our military out-manned and out-gunned to an alarming degree
- The senior leadership of our military recognizes this imbalance and has proposed that military funding be increased significantly than the last ten years
- Defense is changing their warfighting doctrine, training, organizational structures as well as investing in both research and development with increased procurement of updated and new upgraded weapon systems, autonomous vehicles, and robotics
- The desired goal is the make our force more flexible, adaptable and responsive to current conditions, getting twice the lethality of our soldiers with half the number.

#### *Opportunity*

- the US Army is creating a Futures Command (to be announced soon) to enable these changes
- Fort Benning currently "owns" two of the eight newly created Cross-Functional Teams (CFTs)
- These two CFTs are studying the changes needed in our doctrine and developing systems, vehicles, and weapons to enable the future force
- Within Training and Doctrine Command (TRADOC), Robotics is currently owned by Fort Benning with strong indicators that Fort Benning will evolve into the ARMY Lead in Robotics development
- We need to continue pushing for the Army to base military robotics development at Fort Benning
- We desire to create a Robotics Center of Innovation in Columbus to enable the integration of military, R&D, university and Technical education, and defense contracting

#### *Needs*

- \$150,000 in new funding
- MBA qualified Economic Development Project Manager (\$100,000 / salary and benefits)
- Targeted marketing campaign aimed at defense contractors in the Robotics space (\$25,000)
- Trade show participation in partnership with AUSA and NDIA (\$25,000)

#### *Expected outcomes within three year plan*

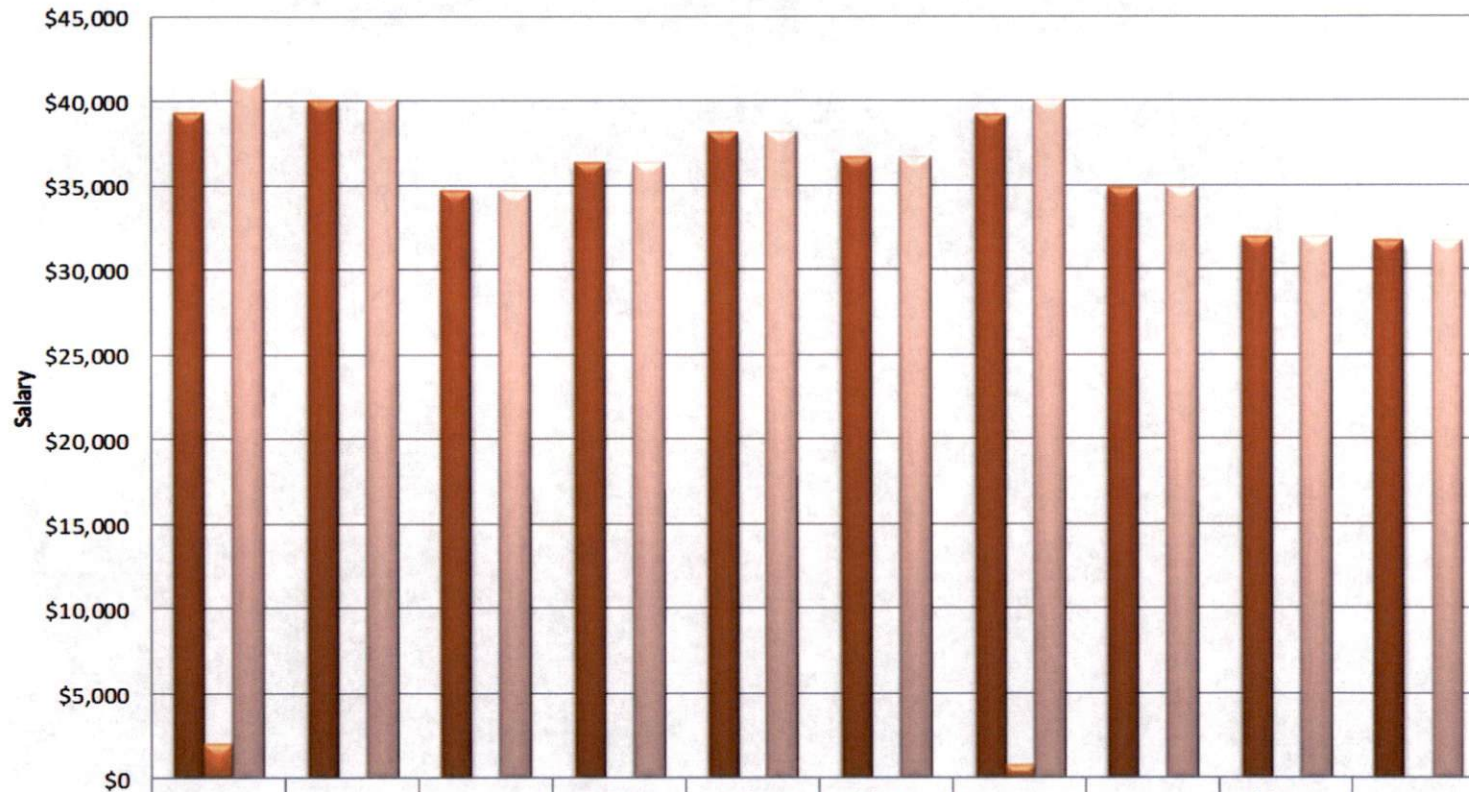
- Recruitment of 1-3 defense contractors to locate and produce in Columbus
- Create an additional 50-150 new jobs
- Increase capital investment by \$30-100 million



## **Exhibit 3**

# SALARY COMPARISON CHART I

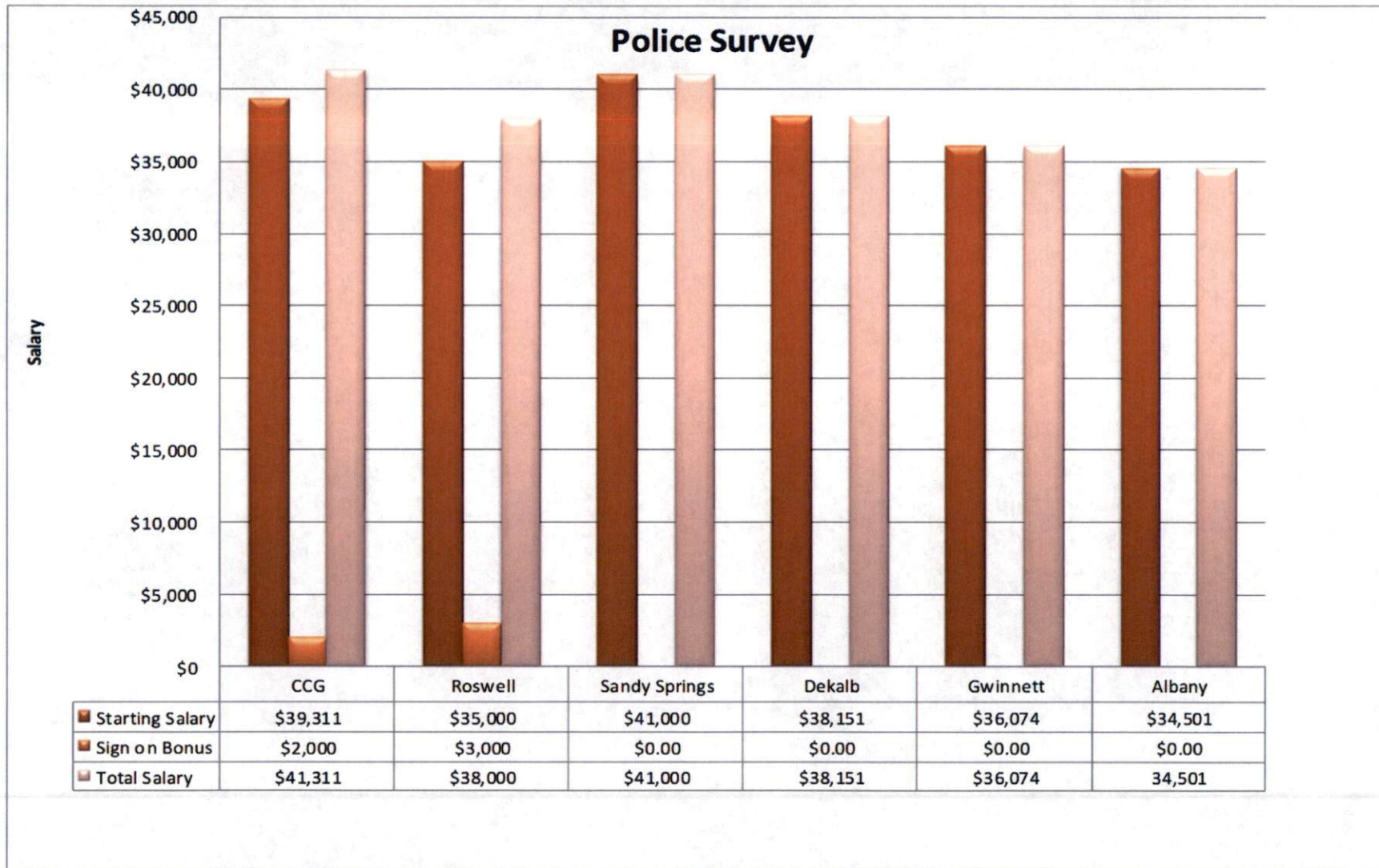
Police Survey



	CCG	Cobb	Atlanta	Montgomery	Jacksonville	Athens-Clarke	Savannah	Augusta	Macon Bibb	Mobile
Starting Salary	\$39,311	\$40,014	\$34,726	\$36,349	\$38,148	\$36,669	\$39,230	\$34,885	\$31,969	\$31,679
Sign on Bonus	\$2,000	\$0.00	\$0.00	\$0.00	\$0.00	\$0.00	\$800	\$0.00	\$0.00	\$0.00
Total Salary	\$41,311	\$40,014	\$34,726	\$36,349	\$38,148	\$36,669	\$40,030	\$34,885	\$31,969	\$31,679



# SALARY COMPARISON CHART II



## **Exhibit 4**



fiscal year-end. If update procedures are used and significant changes occur between the **actuarial valuation date** and the measurement date, professional judgment should be used to determine the extent of procedures needed to roll forward the measurement from the actuarial valuation to the measurement date, and consideration should be given to whether a new actuarial valuation is needed. For purposes of this determination, the effects of changes in the discount rate resulting from changes in the pension plan's fiduciary net position or from changes in the municipal bond rate, if applicable (see paragraphs 26–31), should be among the factors evaluated. For accounting and financial reporting purposes, an actuarial valuation of the total pension liability should be performed at least biennially. More frequent actuarial valuations are encouraged.

### Selection of Assumptions

23. Unless otherwise specified by this Statement, the selection of all assumptions used in determining the total pension liability and related measures should be made in conformity with Actuarial Standards of Practice issued by the Actuarial Standards Board. The pension plan, employer, and, if any, governmental nonemployer contributing entities that make contributions to the pension plan should use the same assumptions when measuring similar or related pension information.

### Projection of Benefit Payments

24. **Projected benefit payments** should include all benefits to be provided to current active and inactive employees through the pension plan in accordance with the benefit terms and any additional legal agreements to provide benefits that are in force at the measurement date. Projected benefit payments should include the effects of **automatic postemployment benefit changes**, including **automatic cost-of-living adjustments (automatic COLAs)**. In addition, projected benefit payments should include the effects of (a) projected **ad hoc postemployment benefit changes**, including **ad hoc cost-of-living adjustments (ad hoc COLAs)**, to the extent that they are considered to be substan-

tively automat  
pension form  
service credits  
efits and in th  
pension form

25. Benefit pe  
**contract** shou  
irrevocably tra  
(b) all required  
likelihood is re  
make addition  
contract.

### Discount Rate

26. The disco

- a. The long-ter  
expected to  
(1) the pens  
paragraphs  
(determined  
assets are e
- b. A yield or ir  
bonds with  
another ratio

### Comparing Pro Projected Ben

27. For purpos  
projected fiduci  
should be comp

<sup>9</sup>Considerations th  
automatic include t  
of the changes or  
index, and whether  
in the future despit  
substantively autor



## **Exhibit 5**

**ASOP No. 35—September 2014**

- a. employer-specific or job-related factors such as occupation, employment policies, work environment, unionization, hazardous conditions, and location of employment;
- b. the plan design, where specific incentives may influence when participants retire;
- c. the design of, and date of anticipated payment from, social insurance programs (for example, Social Security or Medicare); and
- d. the availability of other employer-sponsored postretirement benefit programs (for example, postretirement health coverage or savings plan).

**3.5.2 Termination of Employment**—The actuary should take into account factors such as the following:

- a. employer-specific or job-related factors such as occupation, employment policies, work environment, unionization, hazardous conditions, and location of employment; and
- b. plan provisions, such as early retirement benefits, vesting schedule, or payout options.


**3.5.3 Mortality and Mortality Improvement**—The actuary should take into account factors such as the following in the selection of mortality and mortality improvement assumptions:

- a. the possible use of different assumptions before and after retirement (for example, in some small plan cases a reasonable model for mortality may be to assume no mortality before retirement);
- b. the use of a different assumption for disabled lives, which in turn may depend on the plan's definition of disability and how it is administered; and
- c. the use of different assumptions for different participant subgroups and beneficiaries.

The actuary should reflect the effect of mortality improvement both before and after the **measurement date**. With regard to mortality improvement, the actuary should do the following:



**ASOP No. 35—September 2014**

- 
- i. adjust mortality rates to reflect mortality improvement before the **measurement date**. For example, if the actuary starts with a published mortality table, the mortality rates may need to be adjusted to reflect mortality improvement from the effective date of the table to the **measurement date**. Such an adjustment is not necessary if, in the actuary's professional judgment, the published mortality table reflects expected mortality rates as of the **measurement date**.
  - ii. include an assumption as to expected mortality improvement after the **measurement date**. This assumption should be disclosed in accordance with section 4.1.1, even if the actuary concludes that an assumption of zero future improvement is reasonable as described in section 3.3.5. Note that the existence of uncertainty about the occurrence or magnitude of future mortality improvement does not by itself mean that an assumption of zero future improvement is a reasonable assumption.

3.5.4 **Disability and Disability Recovery**—The actuary should take into account factors such as the following:

- a. the plan's definition of disability (for example, whether the disabled person is eligible for Social Security benefits); and
- b. the potential for recovery. For example, if the plan requires continued disability monitoring and if the plan's definition of disability is very liberal, an assumption for rates of recovery may be appropriate. Alternatively, the probability of recovery may be reflected by assuming a lower incidence of disability than the actuary might otherwise assume.

3.5.5 **Optional Form of Benefit Assumption**—The actuary should take into account factors such as the following:

- a. the benefit forms and benefit commencement dates available under the plan being valued;
- b. the historical or expected experience of elections under the plan being valued and similar plans; and
- c. the degree to which particular benefit forms may be subsidized.

3.6 **Other Demographic Assumptions**—The actuary should follow the general selection process outlined in section 3.3 when selecting other assumptions relevant to the measurement. Such assumptions may include the following:

## **Exhibit 6**



# Pine Grove Construction and Demolition Landfill

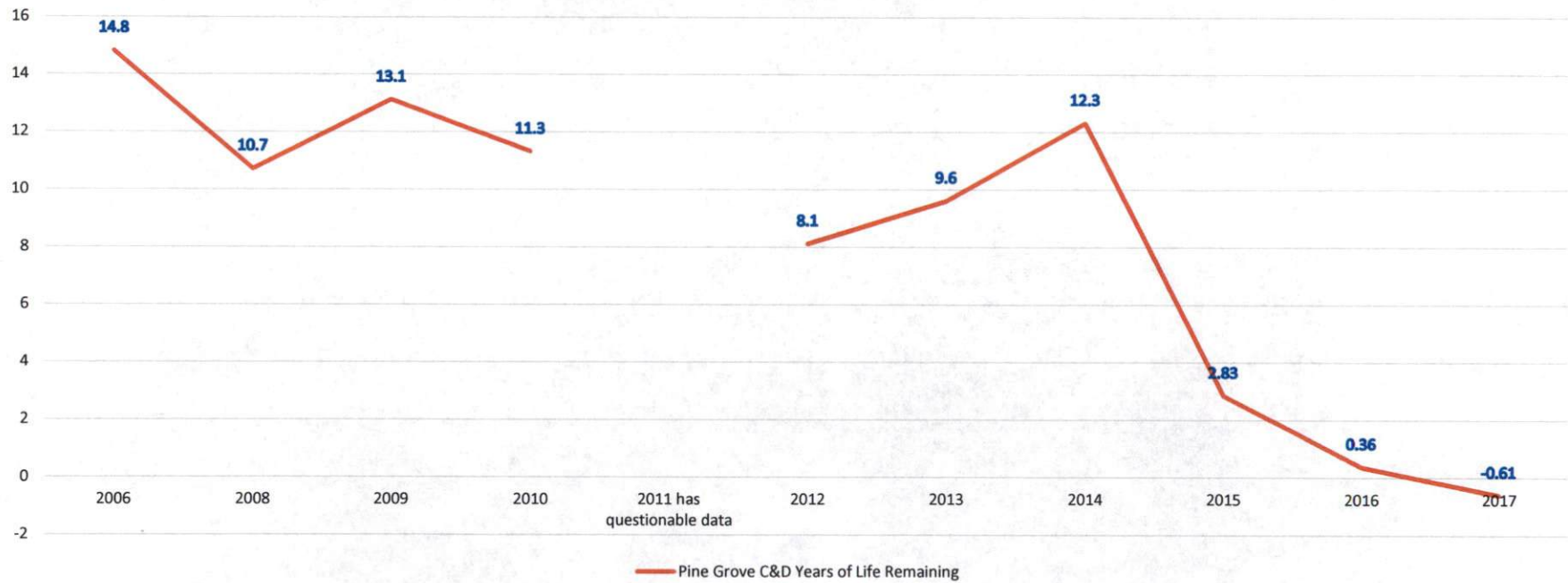
C & D vertical and horizontal expansion

Citizen drop off center



# Current Capacity As of July 2017

Pine Grove C&D Years of Life Remaining



## Projected Construction Costs

C&D Area 3 Expansion	\$ 855,902.23
Citizen Drop off	\$ 835,259.28
C&D and Drop off	\$ 1,523,331.95*

\*Savings of \$167,829.56 anticipated by combining both projects

Approximately twelve month construction lead time

Projected cost of \$2.23/ cuyd of storage.



## Expansion of C & D increase in storage and lifespan

- Net waste volume gain of 683,200 cubic yards (~9 acres), by horizontal expansion of two existing C&D disposal areas into one unit.
- Based upon historical tonnage and compaction rates expansion should add approximately 44 years of lifespan.



## Potential Impact of Closure or Overpacking of C & D

- Loss of > \$ 200,000.00 C & D tipping fee revenue per year.
- Increased cost of internal CCG C & D deposal of > \$34,000 per year\*.
- Potential fines levied by Georgia Environmental Protection Division's Solid Waste Management Unit up to \$25,000/day.

\*Taylor County tipping fees for C&D are currently \$45/ton



# Columbus, Georgia

## Georgia's First Consolidated Government

P.O. Box 1340, Columbus, Georgia 31902-1340

ISAIAH HUGLEY  
City Manager

Telephone (706) 653-4029  
FAX (706) 653-4032

July 1, 2018

Dear Ladies and Gentlemen:

As we prepare for the upcoming fiscal year, Columbus, Georgia continues to face the challenge of providing its citizens with vital, quality services and amenities within the confines of its limited resources without draining its long-term reserves. Columbus, like other municipalities across the nation, continue to cope with the consequences of rising costs of necessities such as healthcare, federal and state policy changes, and unpredictability in the housing and financial markets. In light of our anemic revenue growth and increasing expenditure demands, we are now faced with two courses of action. We can continue to provide the level of services and amenities our citizens are accustomed to, while deferring significant investments in our public buildings and infrastructure. Even though this option may provide short-term financial relief, it is not sustainable as it promotes the deterioration of our infrastructure and engenders greater costs over time. Alternatively, we can prudently invest in needed services and infrastructure that will not only help maintain the quality of life demands from our citizens but also preserve our community's social, economic, and fiscal conditions. In a time of significant fiscal pressure and uncertainty, we must prioritize maintenance of essential services and infrastructure while also recognizing the need for prudent investments. Even with uncertainties, the Columbus Consolidated Government remains committed to providing efficient services and top-notch quality of life amenities to our citizens through fiscal accountability, civic responsibility, and innovative leadership.

In preparing this FY19 Adopted Budget, the needs and demands of the citizens we serve were at the root of our concerns. This budget cycle has presented similar challenges to those we have faced in the past few years. The goal was to live within our means while meeting the service needs of our citizens without undue depletion of our long-term reserves, which are vital to the sustainability of our city's economic infrastructure. We continue to adapt to the added operational requirements for some of our facilities that are still relatively new - such as the Aquatics Center, the City Services Center, a new parking facility structure, and the Recycling/Sustainability Center. While local, regional and national economic conditions remain uncertain in both consumer spending and in the housing market, the digest is projected to increase by 2 percent as other revenues fluctuate based upon user trends. The FY19 Adopted Budget is balanced at \$275,340,292. In order to balance the operating budget, \$1,501,784 of fund balance was used across four operating funds which include \$945,095 from the General Fund, \$449,164 from the LOST Fund, \$61,298 from the Transportation Fund, and \$46,227 from the Trade Center Fund. Subsidies in the amount of \$200,000 is adopted for the Bull Creek and Oxbow Creek Golf Courses and \$600,000 is adopted for the excess charges for prisoner health care. There are no adopted subsidies for the Civic Center Fund and Integrated Waste Fund. In FY19, the Parking Management Fund is being dissolved as it no longer meets the requirements of an enterprise fund and its current operations are being absorbed by the General Fund. A small number of service fee adjustments in the General Fund are included in this adopted budget. For the first time in several years, a limited amount of funding for capital outlay in the General Fund is also included in this adopted budget.

There is a slight change in the total millage rate in FY19 when compared to FY18. The millage rate is 17.65 for USD #1, 11.67 mills for USD #2 and 10.77 mills for USD #4. The total General and Urban district subject to the 9 mill cap is 9.00 mills in USD #1, 6.95 mills in USD #2, and 6.80 mills in USD #4.

### **Challenges**

We continue to struggle for replacement of capital equipment and infrastructure maintenance. The last time significant funding was made available for capital investment was with the 2009 Other Local Option Sales Tax. The Columbus City Council confirmed by resolution to dedicate 70% of the tax to Public Safety and 30% of the tax to Infrastructure. This FY19 Budget provides a small amount of funding for the Capital Replacement Program in the General Fund. This was achieved by foregoing the risk management per vehicle allocation across all funds and instead use Risk Management Fund - Fund Balance to balance the Risk Management Fund. We were able to fund minimal capital requests in other operating funds but left many justified equipment requests and projects unfunded. Costs of operations remain at a minimal level. As we look to our future, we must be mindful of the potentially costly impact that deferred maintenance on equipment and vehicles or delayed reinvestment in basic infrastructure may pose to us in years ahead.

### **Cost Containment Measures**

In order to ensure sustainability of the pension plan, significant pension reform occurred in FY13. The benefits of implementing pension plan reform are already proving to be successful and significant in terms of savings to the City. The UGA pay plan study has now been fully implemented and operational for several years as well. In 2010, the City began paying emergency responders a supplemental pay in addition to their base pay, funded by the Other LOST. Once implemented, the City has expanded the pay supplement to all public safety officers, including those who are not emergency responders. As in the previous nine budget years, in FY19, Public Safety employees will continue to receive an annual \$3,121 supplement to their annual compensation. It has been debated whether the public safety officers felt this pay supplement was subject to discontinuation, when in fact and in practice the intent has always been for the pay supplement to be considered the same way all pay is considered: permanent but subject to change along with budgetary constraints and funding source availability.

Several cost containment measures were continued in the FY19 budget. All positions that were unfunded during FY18 will continue to remain unfunded during FY19. An “unfunded” vacancy position is one that cannot be refilled during the budget year due to lack of funding for the position, but the position remains an authorized position that may or may not be funded in subsequent budget years. These unfunded vacancies are in general government, as opposed to public safety, positions. This measure results in substantial annual savings in the General Fund.

In addition to continuing unfunded vacancies, the City has also made the decision to continue to defer major maintenance to its facilities and to delay any significant capital investment in its facilities or infrastructure indefinitely. The aging and deteriorating condition of some of the City’s buildings and other facilities is of grave concern; however, the austere budget circumstances in which we find ourselves year after year simply do not allow the City to invest in its own facilities at this time. In the near future, we are hopeful that we can secure the funding required to facilitate the much-needed improvements to our public buildings and infrastructure.

### **Budget Process**

Early in the budget preparation period, we forecasted that revenues would not fully support the operations of the government. The combination of reducing expenditures, unfunding vacancies, delaying capital and infrastructure purchases, reducing subsidies to other funds and agencies, revising healthcare plan design and maintaining contribution levels, preserving General Fund-Fund Balance, implementing fee adjustments for select services, and utilizing one-time revenues allowed us to balance the budget during this economic time.



An increase of 2% in the tax digest for FY19 is estimated and a 97% collection rate is projected. The departments in the General Fund maintained the same operating budget as FY18, with a few exceptions. With departments/offices essentially operating at the same level as FY18, departments will have the extraordinary challenge of providing more, in most cases, with continued static financial resources and fewer human resources. Some departments will continue to leave positions un-funded and postpone filling any vacant positions, reduce or eliminate part time or overtime hours, make strategic changes to their scheduling and shifts, and evaluate operational priorities in order to remain within their allocated budgets.

The following chart details the Adopted Operating Budget for FY19. The left columns identify the funding for each fund, and the right columns show the appropriation for each fund in comparison with the adopted budget for FY18. The Fund Balance column identifies those funds that requires fund balance to balance their appropriations which would apply to the General Fund, Transportation Fund and Trade Center Fund for FY19.

FISCAL YEAR 2019 SUMMARY OF FUNDS AND APPROPRIATION						
FUNDS	TOTAL FUNDING			TOTAL APPROPRIATION		
	FY19 REVENUE	FUND BALANCE	TOTAL	FY19 ADOPTED	FY18 ADOPTED	% CHANGE
General	\$150,604,260	\$945,095	\$151,549,355	\$151,549,355	\$147,699,229	2.61%
Stormwater	\$5,832,210	0	\$5,832,210	\$5,832,210	5,626,935	3.65%
Paving	\$16,461,875	0	\$16,461,875	\$16,461,875	16,036,247	2.65%
Medical Center	\$15,197,669	0	\$15,197,669	\$15,197,669	14,701,529	3.37%
Integrated Waste	\$13,277,000	0	\$13,277,000	\$13,277,000	12,602,000	5.36%
E911	\$4,019,886	0	\$4,019,886	\$4,019,886	3,942,620	1.96%
Debt Service	\$12,947,878	0	\$12,947,878	\$12,947,878	13,485,730	-3.99%
Transportation	\$9,352,775	61,298	\$9,414,073	\$9,414,073	7,767,548	21.20%
Parking Mgmt	\$0	0	\$0	\$0	321,779	-100.00%
Trade Center	\$3,042,000	46,227	\$3,088,227	\$3,088,227	2,938,923	5.08%
Bull Creek	\$1,250,200	0	\$1,250,200	\$1,250,200	1,237,350	1.04%
Oxbow Creek	\$380,000	0	\$380,000	\$380,000	385,000	-1.30%
Civic Center	\$5,373,143	0	\$5,373,143	\$5,373,143	4,994,445	7.58%
Econ Dev Auth	\$2,432,945	0	\$2,432,945	\$2,432,945	2,350,255	3.52%
<b>Sub-TOTAL</b>	<b>\$240,171,841</b>	<b>\$1,052,620</b>	<b>\$241,224,461</b>	<b>\$241,224,461</b>	<b>\$234,089,590</b>	<b>3.05%</b>
2009 Other LOST	33,666,667	449,164	34,115,831	34,115,831	33,942,326	0.51%
<b>TOTAL</b>	<b>\$273,838,508</b>	<b>\$1,501,784</b>	<b>\$275,340,292</b>	<b>\$275,340,292</b>	<b>\$268,031,916</b>	<b>2.73%</b>
Health	\$23,847,283	0	23,847,283	23,847,283	23,647,283	0.85%
Risk Management	\$3,599,846	679,453	4,279,299	4,279,299	4,754,474	-9.99%
WIOA	\$3,691,125	0	3,691,125	3,691,125	3,691,125	0.00%
CDBG	\$2,066,470	0	2,066,470	2,066,470	1,650,315	25.22%

The total operating budget is \$275,340,292 excluding Health Insurance, Risk Management, Community Development Block Grant, and WIOA Funds. WIOA and Community Development Block Grant have different budget cycles due to federal regulations; an estimated budget is incorporated in the regular budget process. Budget adjustments for these funds will be forwarded to Council in the Fall.

### Assessment

The Columbus Consolidated Government offers an array of services to its residents including public safety, judicial, parks and recreation, sanitation and general government operations. At the time of consolidation in 1971, the government recognized that not all citizens within Muscogee County would receive equivalent levels

of service. In recognition of this disparity, specific tax districts were established to levy taxes in direct proportion to services provided within each taxing district.

Currently, there are three urban service districts (USD1, USD2, and USD4), not including the special districts created for the Business Improvement District. The assessment and millage set for the primary three districts are distinguished by the services provided to each district: general services and urban services. The general services are provided to the total area of Muscogee County as fixed and established on the effective date of the last amendment to the charter. Functions and services provided to the general service district are commonly available and accessible or otherwise provided to all residents throughout the total area of the county. Examples are judicial services, parks and recreation, city administration, certain police services, health facilities and incarceration facilities. Urban service districts provide more comprehensive and intensive levels of governmental duties. Examples are fire protection, police patrol services and street maintenance. The total millage for urban and general service plus transportation services has a nine-mill cap not including debt service, Medical Center appropriation, and road and stormwater (sewer) millages.

The criterion for calculating the millage rate in each district is outlined below.

**General Service** - Services are of equal level throughout the county. Taxes are levied on all Muscogee County property owners.

**Medical Center Tax** - A three-mill levy is assessed with revenue paid to the Hospital Authority for medical care of county residents who cannot afford medical treatment.

**METRA** - This tax is levied to subsidize mass transit in the city. Taxes are levied after all other income from fares and other service charges and other governmental entities are calculated.

**Urban Service** - Services are diverse in various sections of the county. Taxes are levied proportionately on property owners of each district based on the level of service.

**Fire Tax** - The millage rate is dependent on the Fire Department's ISO rating for each district. The ISO rating is the same throughout all of Muscogee County.

**Patrol Services** - The tax rate is calculated according to the median response time on all police calls.

**Stormwater (Sewer)** - The tax rate is calculated according to the number of miles of public roads and streets in the district, which are maintained at local expense.

**Street Maintenance** - The tax rate is calculated according to the number of miles of public roads in each district per acre of land. Taxes are levied in the Paving Fund for this activity.

The chart below shows the distribution of the millage among districts.

TAX MILLAGE COMPARISON FY18 ADOPTED TO FY19 ADOPTED									
	URBAN SERVICE DISTRICT #1			URBAN SERVICE DISTRICT #2			URBAN SERVICE DISTRICT #4		
	FY18 Adopted	FY19 Adopted	Change	FY18 Adopted	FY19 Adopted	Change	FY18 Adopted	FY19 Adopted	Change
<b>Total General and Urban</b>	8.18	8.18	0.00	6.13	6.13	0.00	5.98	5.98	0.00
<b>METRA</b>	0.82	0.82	0.00	0.82	0.82	0.00	0.82	0.82	0.00
<b>Total Subject to Cap</b>	9.00	9.00	0.00	6.95	6.95	0.00	6.80	6.80	0.00

Stormwater (Sewer)	1.24	1.24	0.00	0.20	0.20	0.00	N/A	N/A	N/A
Paving	3.44	3.44	0.00	0.55	0.55	0.00	N/A	N/A	N/A
Medical Center	3.00	3.00	0.00	3.00	3.00	0.00	3.00	3.00	0.00
Economic Development	0.50	0.50	0.00	0.50	0.50	0.00	0.50	0.50	0.00
Total M & O	17.18	17.18	0.00	11.20	11.20	0.00	10.30	10.30	0.00
Debt Service	0.60	0.47	-0.13	0.60	0.47	-0.13	0.60	0.47	-0.13
Total Tax Rate	17.78	17.65	-0.13	11.80	11.67	-0.13	10.90	10.77	-0.13

In Urban Service District #1, which encompasses most of the community's land area, the millage rate will be 17.65 mills. Funding is continued for economic development activities. In Urban Service District #2, which extends along the northern boundary of Columbus, the tax rate will be 11.67 mills. In Urban Service District #4, which is presently limited to some small parcels near the Fort Benning reservation, tax rate will be 10.77 mills. Under the requirements of the Taxpayer Bill of Rights, three public hearings will be held in order for citizens to discuss the changes in the tax rate.

### **Personnel Changes and Employee Compensation**

Each year, a major portion of the budget is allocated to personnel costs. In FY19, that percentage will reach approximately 56%. The City decreased its annual health care contribution from \$5,900 to \$5,800 per full time budgeted position. Employee premium contributions will continue to reflect a shared contribution strategy of 70% employer contribution applied across all plans as well as plan adjustments to provide a premier health insurance plan for employees and their qualified dependents. Employee's spouses that have access to an employer sponsored health insurance plans must pay a spousal surcharge to be included in the City's health insurance plan. The establishment of the Health and Wellness Center, which opened in May 2013, is expected to continue to assist with controlling the rising costs of healthcare through improved employee health status and improved control over chronic conditions like high blood pressure, diabetes, and high cholesterol. Staff will continue to pursue development of "tools" to help our employees make better health choices based on education and cost cutting strategies. All elected officials whose pay is tied directly to the State of Georgia's Merit System saw an increase in their pay beginning January 1, 2018. All full-time general government employees and public safety employees (excluding elected officials) will receive 1.5% pay increase effective August 2018 in this budget if they were hired on or before June 30, 2018. There is also a cost of living adjustment for all General Government and Public Safety employees of .5% effective August 2018 and a cost of living adjustment for retired employees of 0.25% effective August 2018 included in this adopted budget. The Public Safety employees continue to receive an annual \$3,121 supplement. Other personnel adjustments are outlined in the Personnel Section of this budget document.

### **Capital Projects and Capital Outlay**

The FY19 budget includes \$8,541,793 in capital improvements projects and \$6,350,558 for capital outlay across all operating funds. Funding has been included for road resurfacing, and pipe rehabilitation and replacement. Details of the capital improvement projects are found in Capital Improvement Projects Section. The Capital Outlay is detailed in the Appendix.

### **Departmental Highlights**

Listed below are the major budget highlights for each department. Due to the required contribution for pension and pay reform some departmental budgets have increases in personnel costs and show an overall



budget increase. This does not reflect a staffing or operational reduction. Major changes beyond personnel are identified with additional details contained in the Departmental Summaries Section of the document.

- ◆ The Legislatives' FY19 funding level is \$565,300, a 4.92% increase from the FY18 adopted budget of \$538,777. This department includes the Council and the Clerk of Council divisions.
- ◆ The Executive's FY19 funding level is \$1,333,908, a 1.06% increase from the FY18 adopted budget of \$1,319,903.
  - ◆ The Mayor's Office increased by 1.38% from \$288,649 to \$296,482.
  - ◆ The funding level for the Internal Auditor's Office is \$197,477, a 2.25% increase from the FY18 adopted budget of \$193,133.
  - ◆ The Crime Prevention/Intervention program will also receive funding from the Other Local Option Sales Tax in the amount of \$839,949, a 0.22% increase over FY18.
- ◆ The City Attorney's Office FY19 funding level is \$716,094, a 1.18% increase from the FY18 adopted budget.
- ◆ The City Manager's FY19 funding level is \$1,511,926, a 2.23% increase from the FY18 adopted budget. This department includes the City Manager's Office, Mail Room, Print Shop, Public Information, and Citizen Service Center.
- ◆ Finance's FY19 funding level is \$2,331,886 a 2.81% increase from the FY18 adopted budget. This department includes the Director's Office, Accounting, Revenue, Financial Planning, Purchasing and the Cash Management divisions.
- ◆ Information Technology's FY19 funding level is \$5,387,029, a 0.46% increase from the FY18 adopted budget. The Information Technology Department will also receive funding from the Other Local Option Sales Tax (Infrastructure) in the amount of \$1,520,321, up by 36.31% from FY18 due to the necessity of critical technology infrastructure. \$750,000 of FY19's Other Local Option Sales Tax allocation is for the implementation and upgrade of the Court Management System and \$300,000 of FY19's Other Local Option Sales Tax allocation is for the implementation and upgrade of Energov, the Occupation Tax/Business Licensing System.
- ◆ Human Resources' FY19 funding level is \$2,078,583, a 1.74% decrease from the FY18 adopted budget. This department includes the Administration and Employee Benefits divisions.
- ◆ Inspections and Code Enforcement's FY19 funding level is \$1,962,011, a 33.74% increase from the FY18 adopted budget. During FY18 Special Enforcement personnel transferred from Public Works to Inspections and Codes.
- ◆ The Planning Department's FY19 funding level is \$276,153, a 1.73% increase from the FY18 adopted budget.
- ◆ The Community Reinvestment funding level is \$141,802, a 1.42% increase from the FY18 budget.
- ◆ Engineering Department's FY19 funding level is \$1,756,077, a 10.08% increase from the FY18 adopted budget. This department includes Traffic Engineering and Radio Communications divisions. The Radio Communications division established a radio maintenance agreement with Motorola through the Motorola Migration Assurance (MAP) Plan in FY17. In addition to the aforementioned

divisions, which are funded in the General Fund, this department manages divisions funded in the Stormwater (Sewer) and Paving Funds. Engineering Department's Drainage Division will operate with \$663,521, a 2.40% decrease from FY18's adopted budget, and the Highways & Roads Division will operate with \$1,111,730, a 0.03% decrease from FY18's adopted budget. Engineering also receives an allocation of \$1,800,000 from the Other Local Option Sales Tax, which did not change from the amount allocated in FY18.

- ◆ Public Works' FY19 funding level is \$8,083,149, a 0.83% decrease from the FY18 adopted budget. This department includes the Director's Office, Fleet Management, Animal Control, Cemeteries, Facilities Maintenance, and Other Maintenance & Repairs divisions. Besides managing the aforementioned divisions, which are funded in the General Fund, the department manages divisions in other Operating Funds that are listed below: Two divisions, Stormwater Maintenance and Other Maintenance & Repairs, operate with \$3,678,426 in the Stormwater Fund. This allocation is a 5.07% increase from the FY18 adopted budget for Public Works' stormwater construction and maintenance activities. The Public Works' Department will also receive funding from the Other Local Option Sales Tax in the amount of \$500,400 for Facility Improvements and \$133,599 for OLOST supplements for Correctional Officers.
  - ◆ Four divisions; Streets, Urban Forestry & Beautification, ROWM Community Services, and Other Maintenance & Repairs, operate with \$12,154,807 in the Paving Fund. This allocation is a 0.42% increase over the FY18's adopted budget for Public Works' paving and maintenance activities.
  - ◆ Six divisions; Solid Waste Collection, Recycling, Granite Bluff Inert Landfill, Oxbow Meadow Inert Landfill, Pine Grove Landfill, Recycling, and Other Maintenance & Repairs, operate with \$10,004,516 in the Integrated Waste Management Fund. This allocation is a 0.94% decrease from the FY18 adopted budget for Public Works' waste management program and maintenance activities. These operating funds includes the purchase of 5 new Garbage Trucks and 2 new Grab All Trucks through a capital lease program in FY19.
  - ◆ Other Maintenance & Repairs is budgeted in the Transportation (METRA) Fund for \$15,000 and in the Civic Center Fund for \$125,000.
- ◆ Parks & Recreation's FY19 total funding level is \$10,593,115, a 1.08% decrease from the FY18 adopted budget. This department includes the Director's Office, Park Services, Recreation Services, Community Schools, Athletics, Therapeutics, and Special Facilities (Memorial Stadium, Golden Park, Cooper Creek Tennis Center, Aquatics, Columbus Aquatics Center, Pottery Shop, Lake Oliver Marina and Senior Citizen's Center divisions). In addition to the aforementioned divisions, which are funded in the General Fund, the department also manages the program listed below:
  - ◆ Parks Refuse Collection operates with \$84,953 in the Integrated Waste Management Fund. This allocation is a 0.79% increase over last year's budget for Parks & Recreation waste management program activities.
  - ◆ The Parks & Recreation Department will also receive funding from the Other Local Option Sales Tax in the amount of \$51,085 for OLOST supplements for correctional officers, an increase of 0.61%.
- ◆ Cooperative Extension Services' FY19 funding level is \$137,865, no change from the FY18's adopted budget. The staff members are state employees, but the Consolidated Government supplements five salaries.

- ◆ Boards & Commissions' FY19 funding level is \$2,164,890, a 7.82% increase from the FY18 adopted budget due to additional personnel being added to the Tax Assessor's Office. Although FY19 is a non-presidential election year election expenses increased this fiscal year due to local and run-off election projections. This department includes the Board of Tax Assessors and the Board of Elections and Registration.
- ◆ Police Services' FY19 funding level is \$26,505,212, a 2.05% increase from the FY18 adopted budget. This department includes the Chief of Police, Intelligence/Vice, Support Services, Field Operations, Office of Professional Standards, Administrative Services, and Investigative Services divisions. Besides managing the aforementioned divisions, which are funded by the General Fund, the department manages the emergency call center (E911).
  - ◆ The Police Department will also receive funding from the Other Local Option Sales Tax in the amount of \$9,689,159, a 1.88% decrease from FY18.
  - ◆ The Emergency Call Center (E911) operates with \$4,019,886 in the Emergency Telephone Fund. This allocation is 1.96% more than last year's budget for E-911 activities. Operational costs continue to grow more rapidly than funding appropriated from the \$1.50 surcharge on land-based telephone lines. Additionally, the \$1.00 surcharge on cellular telephones, effective November 1, 1998, helped offset the expenditures needed to keep pace with operational costs. The transfer from the Other Local Option Sales Tax Fund in FY19 is \$1,149,886. The E911 operations will also receive funding from the Other Local Option Sales Tax in the amount of \$728,408 for personnel and a lease agreement for the upgrade of the E911 system.
- ◆ Fire and Emergency Services' FY19 funding level is \$24,317,665, reflects a 0.91% increase from the FY18 adopted budget. This department includes the Chief of Fire and EMS, Suppression and EMS, Training, Prevention, Hazardous Materials Response Team, Maintenance, Special Operations, Administrative Services, Logistics/Support, and Emergency Management divisions. The Fire Department will also receive funding from the Other Local Option Sales Tax in the amount of \$2,947,890, a 4.37% decrease from the FY18 Adopted Budget.
- ◆ The Muscogee County Prison's FY19 funding level is \$7,931,926, a 0.50% increase from the FY18 adopted budget. The Muscogee County Prison will also receive funding from the Other Local Option Sales Tax in the amount of \$723,581 for personnel and capital, a 4.07% decrease.
- ◆ The Superior Court Judges' FY19 funding level is \$1,344,878, a 4.21% increase from the FY18 adopted budget.
- ◆ The District Attorney's FY19 funding level is \$2,376,156, reflects a 2.16% increase from the FY18 adopted budget. The District Attorney's Office also manages the Victim/Witness Assistance Program, which is partially funded by the Crime Victim Surcharge. The Victim Witness Program's FY19 funding level is \$189,812. This allocation reflects a 1.92% increase from FY18's adopted budget. The remaining balance of the 5% surcharge will be carried forward at the end of the fiscal year. A portion of this budget is funded by proceeds of a 5% surcharge assessed on all court fines levied in the Chattahoochee Judicial Circuit. The District Attorney will also receive funding from the Other Local Option Sales Tax in the amount of \$190,137 for personnel.
- ◆ The Jury Manager's FY19 funding level is \$470,074. This allocation reflects a 5.03% increase from the FY18 adopted budget.



- ◆ The Juvenile Court's FY19 funding level is \$678,775, a 1.56% increase from the FY18 adopted budget.
- ◆ The Circuit Wide Juvenile Court's FY19 funding level is \$341,842, a 4.97% increase from the FY18 adopted budget.
- ◆ The Clerk of Superior Court's FY19 funding level is \$2,023,414 which is a 6.69% increase from the FY18 adopted budget. This increase is due to the addition of two full-time positions that were transferred from the adult probation office. The Clerk of Superior Court became responsible for the Board of Equalization effective January 1, 2011 with a FY19 funding level of \$99,807. This allocation reflects a 15.04% increase from the FY18 adopted budget. This budget also includes a position in the Clerk's office that is funded from Other Local Option Sales Tax funds in the amount of \$43,089.
- ◆ State Courts' FY19 funding level is \$1,708,724, a 1.94% increase from the FY18 adopted budget. This department includes State Court Judges and the State Court Solicitor's Office. The State Court Solicitor's Office will also receive funding from the Other Local Option Sales Tax in the amount of \$223,253 for personnel and operating expenses.
- ◆ The Public Defender's FY19 funding level is \$2,041,129, a 5.36% increase from the FY18 adopted budget. The Indigent Defense Act was effective on January 1, 2005, which required the consolidation of Public Defender services in Superior and Juvenile Courts. This includes the Circuit Wide Public Defender and the Muscogee County Public Defender. The Circuit Wide Public Defender will also receive funding from the Other Local Option Sales Tax in the amount of \$173,864 for contractual services. The increase is due to salary and benefit increases for the Public Defenders.
- ◆ Municipal Court's FY19 funding level is \$2,190,530, a 1.55% increase from the FY18's adopted budget. This department includes Municipal Court Judge, Clerk of Municipal Court and the Municipal Court Marshal. Their budgets are detailed below:
  - ◆ The Municipal Court Judge's budget is \$365,547, a 0.11% increase from the current adopted budget.
  - ◆ The Clerk of Municipal Court's FY19 appropriation is \$760,464, a 2.65% increase from the FY18 adopted budget. The Clerk of Municipal Court will also receive funding from the Other Local Option Sales Tax in the amount of \$94,889 for personnel, a 1.56% increase over the FY18 adopted budget.
  - ◆ The Municipal Court Marshal's FY19 appropriation is \$1,064,519, a 1.27% increase from the FY18's adopted budget. The Marshal will also receive funding from the Other Local Option Sales Tax in the amount of \$335,739 for a 10.35% decrease over the FY18 adopted budget.
- ◆ The Probate Court's FY19 funding level is \$519,038, a 17.99% increase from the current adopted budget. This increase is attributable to personnel changes in Probate Court due to new services that will be provided by the court. Beginning in FY19, Probate Court will become a U.S passport processing facility which will generate additional revenue for the City. The Probate Court will also receive funding from the Other Local Option Sales Tax in the amount of \$44,022 for personnel.
- ◆ The Muscogee County Sheriff's Office's FY19 funding level is \$25,972,944, a 4.63% increase from the FY18 adopted budget. This increase is primarily due to the implementation of phase two of pay reform for the Sheriff's Office. This department includes the Sheriff Administration, Operations, Detention, and Motor Transport divisions. The Sheriff's Office will also receive funding from the


2009 Other Local Option Sales Tax in the amount of \$2,908,327, a 18.46% decrease over the FY18 adopted budget amount due to pay reform and capital outlay for the Sheriff's Office.

- ◆ The Tax Commissioner's Office's FY19 funding level is \$1,641,656, a 3.16% increase from the current adopted budget.
- ◆ The Coroner's Office's FY19 funding level is \$299,731, a 1.30% increase from the FY18 adopted budget. The Coroner's Office will also receive funding from the Other Local Option Sales Tax in the amount of \$7,859 for personnel.
- ◆ The Recorders' Court has an FY19 funding level of \$969,631. This reflects a 11.36% increase from the FY18 adopted budget amount. The Recorders' Court also receives funding of \$81,857 from the Other Local Option Sales Tax, a decrease of 5.47% under the prior year allocation.
- ◆ The Consolidated Government provides funding to diverse community organizations. The Agency's FY19 funding level is \$1,795,540, 42.86% higher than the total amount provided for in the FY18 adopted budget. This increase is due to the budgeted use of fund balance for the fourth-year payment to the Housing Authority for the Booker T. Washington redevelopment project.
- ◆ The Medical Center's FY19 funding level is \$15,197,669. This appropriation reflects a 3.37% increase over the FY18 adopted budget. The Consolidated Government provides this funding to account for inpatient hospital and outpatient healthcare to its indigent citizens and inpatient and outpatient healthcare for its prisoners. The agreement was renegotiated, and the city remits only what is collected of the 3 mills levied.
- ◆ Debt Services' FY19 funding level is \$12,947,878, a 3.99% decrease from the FY18 adopted budget. This appropriation is scheduled to fund general bond obligations, lease contracts with the Columbus Building Authority, and other debt obligations.
- ◆ Transportation Services' FY19 funding level is \$9,414,073, a 21.20% increase from FY18's Adopted Budget. TSPLOST funding was incorporated in Metra's budget beginning in FY17. This department includes the Director's Office, Operations, Maintenance, Dial-A- Ride, and Grant Management and Planning divisions. Besides managing the aforementioned divisions, which are funded by the Transportation Fund, Metra also manages parking activities. The Transportation Services Department will also receive funding from the Other Local Option Sales Tax in the amount of \$3,930.
  - ◆ The parking management function moved to the General Fund in FY19 due to it no longer meeting the requirements of being a separate enterprise fund. Parking's FY19 funding level in the General Fund is \$174,590. Parking violation fines were increased from \$30 to \$40 per violation in FY17 and remain unchanged in FY19. This division is responsible for the Parking Garage and Parking Enforcement. This division has taken on the management responsibility of the Front Avenue Parking Garage, Bay Street Parking Garage, Citizen Services Center Parking Garage, and the Government Center Parking Garage.
- ◆ The Columbus Ironworks Convention and Trade Center's FY19 funding level is \$3,088,227, a 5.08% increase from the FY18's adopted budget. This department is budgeted as an enterprise fund, where \$731,500 and \$610,000 in revenue are projected from Beer and Hotel/Motel Taxes respectively. The remainder of the budget will be funded by various activities and events.
- ◆ Columbus' Golf Authority's FY19 funding level is \$1,630,200, a 0.48% increase from the FY18 adopted budget. The authority includes Bull Creek and Oxbow Creek Golf Courses. This budget includes an operational subsidy to Oxbow Creek of \$150,000 and to Bull Creek of \$50,000 from the General Fund.

- ◆ The Civic Center's FY19 funding level is \$5,373,143, a 7.58% increase from FY18's adopted budget. The Civic Center receives a percentage of the Hotel/Motel Tax collected, totaling \$1,220,000. There is no General Fund subsidy included in this budget for the Civic Center Fund.
- ◆ Employee Health Insurance Fund's FY19 funding level is \$23,847,283 reflecting a 0.85% increase from the FY18 adopted budget. The City's contribution will be \$5,800 per budgeted employee in FY19.
- ◆ Risk Management's FY19 funding level is \$4,279,299, down 9.99% under the FY18 adopted budget. The Risk Management fund usually includes allocations for risk management as well as workers' compensation. However, in FY19, there will be no per vehicle allocations for risk management.
- ◆ Economic Development' budget increased to \$2,432,945, an increase of 3.52% over the FY18 adopted budget amount. The amount is determined by an estimate of 0.50 mills. The total of 0.50 mills includes 0.25 mills dedicated to the Development Authority for new and ongoing economic development activities, an annual payment in the amount of \$800,000 for the NCR and BC/BS projects (Year 4 of 10), Robotics Initiative of \$150,000 (Year 1 of 3), and a reserve of \$266,472. Annual appropriation and allocation of the Economic Development Fund is at the discretion of Council.
- ◆ Workforce Innovation & Opportunity Act (WIOA), also formerly known as the Job Training Partnership Act (JTPA) will have a funding level of \$3,691,125 in FY19. Since this is a federally funded program, its program year overlaps with the City's fiscal year. Revisions will be forthcoming in the fall to adjust the funding levels when contracts are finalized.
- ◆ The Community Development Block Grant (CDBG) Fund FY19 funding level will be \$2,066,470, an increase of 25.22% from the FY18 adopted budget. This is another federally funded program that overlaps the City's fiscal year where program adjustments will be needed in the fall.

### **Conclusion**

The budget reflects the very challenging times we continue to confront. It is essential that we are realistic about the budget decisions ahead of us. The goal is to remain financially stable to endure such extraordinary changes in the economy. As we strive to find more creative ways to deliver services, we will also strive to plan today for a better tomorrow and meet the demands of our valued citizens. The dedication and commitment of the staff to deliver services and sustain the City in these lean times is commendable.

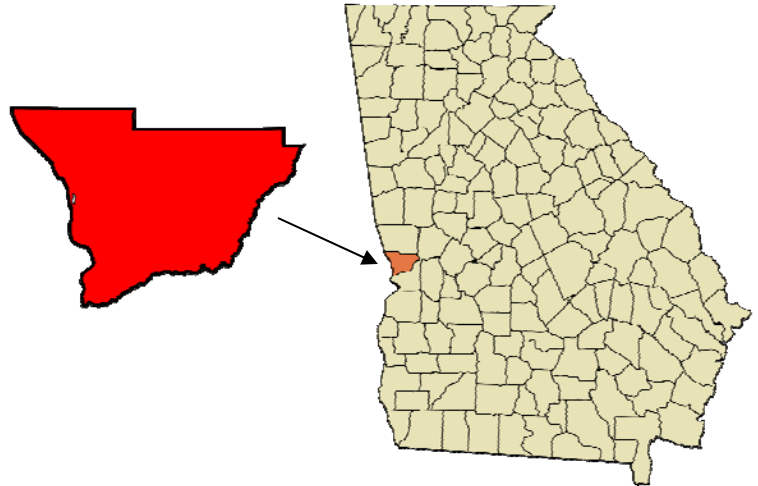
Sincerely,  
  
 Isaiah Hugley  
 City Manager





This page intentionally left blank.

## Welcome to Columbus, Georgia



### ***Just the Facts . . .***

Located 100 miles southwest of Atlanta  
Longitude: 84° 59' / Latitude: 32° 30'  
Area: 221 Square Miles  
Altitude: 250 feet above sea level  
Climate: Balmy summers / Mild winters  
Average High Temperature: 76.2°  
Average Low Temperature: 55.0°  
Average Monthly Rainfall: 3.9 inches  
Average Annual Rainfall: 46.8"

***Some notable Columbus natives have included Dr. John S. Pemberton, who invented the formula for Coca-Cola; Newt Gingrich, former Speaker of the U.S. House of Representatives; and Carson McCullers, who authored the novel "The Heart is a Lonely Hunter."***



### ***About Us . . .***

Current Mayor: Teresa Tomlinson  
Georgia's second largest city  
Georgia's fourth largest metropolitan  
Population (2016): 197,485  
MSA Population (2016 est): 308,755  
Year Founded/Consolidated:  
1828/1971



*In September 2013, USA Today named the Columbus Whitewater Adventure as one of the Top Man Made Adventures of the World.*

In 2014, Columbus was ranked **#75** on Livability.com's **Top 100 Best Places to Live**. Cited as reasons for Columbus' outstanding livability were its size and diversity, its mostly younger population, and its proximity to a major airport.





## COLUMBUS PROFILE



**N**estled in Georgia's southern Piedmont region on the banks of the mighty Chattahoochee River is one of the hidden jewels of the American South. Columbus is one of Georgia's three Fall Line Cities, along with Augusta and Macon. The Fall Line is where the hilly lands of the Piedmont plateau meet the flat terrain of the coastal plain. Due to its unique location, Columbus has a varied landscape that includes rolling hills on the north side and flat plains on the south. It is centered by the Chattahoochee River, a rich natural resource that allowed Columbus to thrive as a milling and textile manufacturing hub in its early years and that provides a variety of opportunities for recreation, sport, and beauty today. Founded in 1828, Columbus was the last planned city of the original Thirteen Colonies. Originally, the city was inhabited by the Yuchi and Creek Indians and was later claimed by Spanish missionaries in 1679. Later, the French and British discovered it as a strategic trading site. Because of its proximity to the Chattahoochee River, Columbus grew to become a center of shipping and military manufacturing. Before and during the Civil War, Columbus served as a center for arms manufacturing. Following the Civil War, reconstruction was vigorous and included the building of several factories and the Springer Opera House, which later became the State Theater of Georgia. Continuing its military relationship, the Columbus Soldiers' Aid Society sponsored the nation's first celebration of Memorial after the Civil War. Later in 1918, a small camp became **Fort Benning**, which is now the largest infantry school in the world and home to the Western Hemisphere Institute for Security Cooperation (WHINSEC). Today, Columbus is a vibrant community that is rich in

culture, economic, educational and recreational opportunities. Its diverse population enjoys the beautiful tapestry that this once textile-mill based city has built using its natural and manmade resources to reach its full potential.

## Columbus & Muscogee County

In 1971, the City of Columbus and Muscogee County consolidated to form the first consolidated government in Georgia. The entire county is inside the city limits. Outer areas of the county are classified for taxing purposes as General Service Districts (GSDs). The balance of the county is divided into two Urban Service Districts (USDs) receiving more comprehensive services than GSDs. The government has a ten-member Council and Mayor. The Council is composed of one member from eight proportional districts and two at-large districts serving four-year staggered terms. The Mayor, who also serves a four-year term, appoints the City Manager pending approval by Council. Open sessions are held by Council on Tuesdays at 9:00 a.m. (2<sup>nd</sup> & 5<sup>th</sup> Tuesdays) and at 5:30 p.m. (1<sup>st</sup> & 4<sup>th</sup> Tuesdays). According to US Census Bureau statistics, the City of Columbus is now the third largest in the state of Georgia with roughly 195,000 residents as of July 2017 estimates. The larger combined statistical metropolitan area, which consists of Columbus (GA), Phenix City, Auburn, and Opelika (AL) has over 325,000 residents. The Columbus Consolidated Government (CCG) is a full service city providing a wide range of municipal programs and facilities. Services include the following: public safety, recreation and cultural events, transportation, planning and development, road maintenance and general governmental services. Over 3,000 employees work for CCG.



# Columbus Profile

## Education



The **Muscogee County School District**, consolidated since 1958, has 57 schools with enrollment approaching 32,000 students. Most recently, MCSD completed construction on the new home of the W.H. Spencer High School in its new \$56 million state-of-the-art building. It is the highest grossing investment in the school district's capital campaign. In addition, the Rainey-McCullers School of the Arts is heading into its second year of operations. The school boasts to be a "testament to the community's commitment to progress, the arts, public education and the legacy that is the children of Muscogee County for now and well into the future."



A number of institutions of higher learning are located in the area as well: **Columbus State University** with an enrollment of 8,400 students and **Columbus Technical Institute** with enrollment of 5,200 students. Within commuting distance of Columbus are six other

institutions including **Auburn University**, **Troy State** and **LaGrange College**.

## Film Industry

Gov. Nathan Deal announced in July 2017 that film and television productions generated \$9.5 billion in economic impact in fiscal year 2017. In 2016 and 2017,

Georgia was the No. 1 and No. 2 filming location in the world, respectively, according to FilmL.A., and Columbus is enjoying many of those benefits. Recently, Columbus State University added a new Film Production Certificate program that will introduce skills used in on-set film production while utilizing film industry standard organizational structures, professional equipment and on-set procedures. In addition, the university has entered into an agreement with the W.C. Bradley Company to utilize an 180,000 square foot building to be used as a state-of-the-art movie and TV production studio complete with sound stages and offices.

Portions of the 2014 action movie *Need for Speed*, starring Aaron Paul, were filmed in Columbus, Georgia -- closing 13<sup>th</sup> Street Bridge to capture an important scene of the movie.

Fun Academy Motion Picture's first feature-length animated movie, *Sgt. Stubby: An American Hero*, hit theaters in April 2018. Sgt. Stubby is a computer animated feature film based on the incredible true story of America's most decorated dog. Fun Academy calls 12<sup>th</sup> Street in downtown Columbus home and the Columbus-based company is seeking to become a major player in animated features.

## Attractions and Landmarks



In May 2013, a long-term vision was brought to fruition with the opening of a whitewater rapids course on the Chattahoochee River - the longest urban whitewater venue in the world, boasting high level

# Columbus Profile

rapids and exciting runs. A local outfitter has established a well-organized guide and equipment system to provide maximum enjoyment for rafters and kayakers. In September, 2013, **USA Today** named the Columbus Whitewater adventure as one of the Top Man Made Adventures of the World.

In its first full year of operation, this whitewater rapids course has been burgeoning with activity by locals and visitors alike. The challenging “Cutbait” rapid has become synonymous with the area’s high energy level and exciting pace - an annual music festival has even been established with “Cutbait” in its name. There is also an opportunity to take flight on the Blue Heron Adventure, which is a zip line that crosses the Chattahoochee River. With development and business investment on both sides of the Chattahoochee, it is anticipated that the whitewater attraction will continue to bring visitors to the Columbus area as well as provide meaningful recreation and entertainment to residents of the area.



Noteworthy historical sites exist within the county. The **National Infantry Museum and Soldier Center at Patriot Park** celebrated its Grand Opening June 19, 2009. It is located in Columbus, Georgia, just outside the gates of Fort Benning, the home of the Infantry and one of the Army’s largest and most highly acclaimed U.S. Army installations. This world-class tribute to Infantrymen past, present and future is the first of its kind in the United States. Throughout the 190,000-square-foot museum, visitors take an interactive journey through every war fought by the U.S. over the past two centuries. The museum tells the heroic story of everyday Infantrymen through an enviable collection of more than 30,000 artifacts. Era galleries trace Infantry history from before the Revolutionary War to action today in Iraq and Afghanistan. There is a special gallery recognizing Medal of Honor recipients and one that pays tribute to those who love an

Infantryman, and the sacrifices they make supporting him. There is an IMAX Theatre, full service restaurant and gift store. Patriot Park includes a parade field for Fort Benning Infantry School graduations, a memorial walk of honor and an authentically recreated World War II Company Street. In 2016, it received additional recognition with being named USA Today Readers’ Choice Best Free Museum.



The **Springer Opera House**, built in 1871, is the State Theater of Georgia and offers adult and children’s theater. After undergoing major renovations, the Springer is offering more variety shows than ever before. In 2013, the Springer opened the **Dorothy McClure Children’s Theater** and dramatic learning company adjacent to the historic opera house site. **Port Columbus**, a national Civil War Naval Museum, hosts hundreds of visitors each year to its unique museum of Civil War relics and battleship reenactments. Visitors are encouraged to visit the **Columbus Museum** and the **Columbus Historical District**, which includes the Columbus **Ironworks**, built in 1853, and the **Liberty Theater**. **Westville**, a living museum which recreates life in the 1800’s, recently announced plans to relocate its unique attraction to Columbus from Lumpkin.



# Columbus Profile



The **South Commons** Softball Complex & Stadium, which was built as a venue for the 1996 Summer Olympic Games, hosts a variety of local, regional, and national tournaments. In addition to providing a host site for family entertainment productions like “Disney on Ice,” the **Civic Center** houses the **Columbus Lions**, a team in the American Indoor Football League. Recently, an **Ice Skating Rink** and the **Jonathan Hatcher Skateboard Park** were added to the campus of the Civic Center, which now encompasses **A.J. McClung Memorial Stadium** and the **Golden Park** baseball complex as well. The Civic Center was also recently recognized as a Silver Bicycle Friendly Business by the League of American Bicyclists.



The **Columbus Ironworks and Trade Center**, which sits overlooking the Chattahoochee River, hosts hundreds of cultural, business and social events each year. Golfing is available to the public at **Bull Creek Golf Course**, a 36-hole premier golf course that has been routinely rated among the best public courses in the country. In addition to providing exceptional golf facilities for the public, Bull Creek is host course to the CSU Cougars NCAA Golf Teams as well as several local high school teams, all of which have outstanding records in their respective competitive divisions. Columbus also has a well-maintained nine-hole public golf course at **Oxbow Creek**, as well as a number of

private and semi-private golf courses around the city. In addition to golf, spring baseball and fall football are spectacular draws with regional college games and highly competitive high school football. Columbus has been home to many successful athletes in baseball, golf, football, and other sports, as well as to several Little League World Championship teams.

The **Coca-Cola Space Science Center** is a state-of-the-art science facility providing spectacular laser light venues and a simulator for operating the space shuttle. The **RiverCenter for the Performing Arts** provides culture, entertainment, and enjoyment for many and has hosted a number of internationally acclaimed performers and musical theater productions.

## Economic Development

Economic and cultural development continues as an ongoing priority for the Columbus region. During 2016-2017, the following investments have been announced, are in progress, or have been completed:

- **CSU's Frank D. Brown Hall Downtown Campus - \$27 million project (completed)**
- **Char-Broil New Global Headquarters Building - \$4.1 million project (completed)**
- **Heckler & Koch - \$28.5 million expansion project (completed)**
- **The Rapids at Riverfront Place - W.C. Bradley - \$52 million project (in progress)**
- **Pratt & Whitney - \$386 million capital investment (in progress)**

Local growth is fostered by continued investment from corporations with both long standing and newly forged footholds in the area. Continued economic growth has come from investment by **AFLAC**, **Synovus**, **TSYS**, **WellPoint**, **Columbus Regional Healthcare**, **Columbus State University**, and **St. Francis Hospital**, to name just a few. Private business is normally the focus of economic development, the biggest economic impact on this region is the military. Fort Benning's sprawling military post generates an economic impact of more than \$4.8 billion annually.



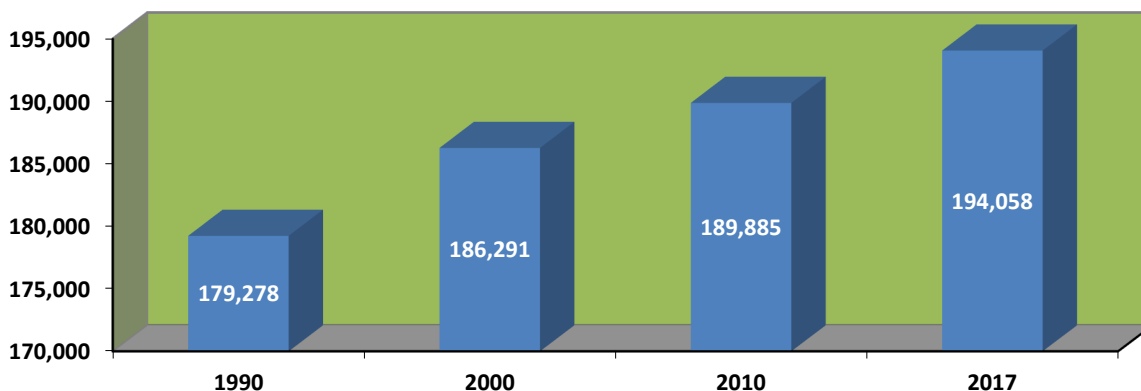
# Columbus Profile

The jewel at the center of Columbus is undoubtedly the beautiful and vibrant **Chattahoochee River**. On both sides of the riverbank, there has been enormous investment to provide premier biking and walking trails and whitewater rafting facilities to Columbus residents and visitors. Collectively these facilities are referred to as simply, “the **Riverwalk**.” There are more than 34 miles of paved and brickwork pathways along each side of the river, as well as Fall Line Trace, and a 1.4 mile connector to be completed in summer of 2017. Within the past several years, corporate investment along the Chattahoochee has increased with the development of the **Synovus** Corporate building, the expansion of the **TSYS** campus, and the development of upscale residential loft housing in buildings that formerly housed textile mills. **Columbus State University** has become a premier development force in the Uptown area, with investment in student housing and services as well as its continued investment with programming that enriches its students and the community alike, such as the **Schwob School of Music** and the **Rankin Arts Center**. To

continue the City’s investment in the economic, recreational and cultural vitality of the region it serves, the Columbus Consolidated Government has recently opened two new facilities in the midtown area of Columbus: a competition quality **Aquatics Center** and the **City Services Center**, which houses a number of city and county services directly utilized by the public. Both facilities are state of the art and are architecturally and aesthetically compatible with the **Columbus Public Library** and the **Muscogee County School District** headquarters near which they are located. It is anticipated that the natatorium will be the host site for local, regional and national swimming and diving competitions as well as provide a swimming facility for the public to use for exercise, wellbeing, and recreation. The Citizens Services Center, located adjacent to the natatorium and near the MCSD buildings, houses the Tax Commissioner’s Office, the Citizen’s Information (311) Center, the Council Chambers, and the Revenue Division of the Finance Department. There are also several public-use rooms for community use.

## Demographics

Columbus has seen steady population growth over the past twenty years. Since 1990, the population has steadily increased from 179,278 in 1990 to 194,058 in 2017, as shown in the chart below:

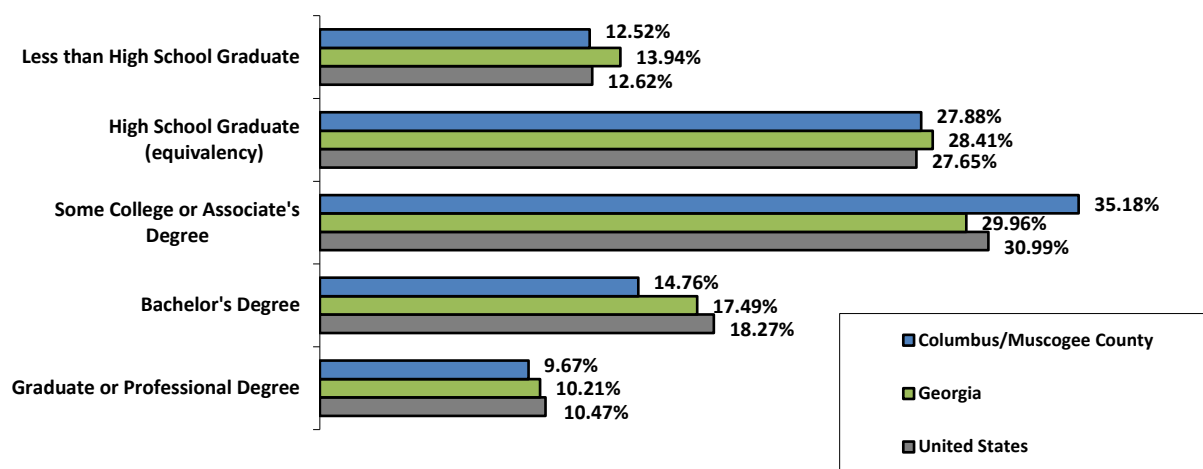


Sources: U.S. Census Bureau, 1990, 2000 and 2010 Census. Georgia Department of Community Affairs (July, 2017).

# Columbus Profile

## Education Levels

Muscogee County compares relatively on par with the state of Georgia as a whole and the United States as a whole when it comes to the education status of its residents. 27.88% of Muscogee County residents have completed high school as compared to 28.41% in Georgia and 27.65% in the US. Muscogee has considerably lower numbers of residents who have graduated with an Bachelor's degree from college than the US. The chart below depicts Muscogee County's education status relative to the other groups:



Source: U.S. Census Bureau, 2016 American Community Survey

## Gender and Age

The population is trending toward more women relative to the number of men. Many young professionals begin their family life in Columbus. The average age in Columbus is a youthful 33.6 years of age. This number is approximately 4.1 years less than the U.S. average. This shows Columbus as a strong center for vitality and spirit within Georgia and the surrounding areas. No doubt the sustained investment in the quality of life in the Columbus region has served to attract and retain young families in the area.

## Ethnicity

Columbus comprised of primarily of three ethnicities: Caucasian/White (45.3%), African-American/Black (45.1%), and Hispanic/Latin American (7.4%).

## Wealth

Columbus' steady population growth protected us from the severe swings seen recently in the U.S. real estate market. Median values of Columbus homes have not seen the dramatic increases as seen in the rest of the country. Median home values are considerably lower in Muscogee County at \$138,600 when compared to Georgia at \$152,400 and the United States at \$184,700. Muscogee County median income increased 3.22% between 2010 and 2016. This is lower than the U.S. average of 6.56% in the same period.

## Economy

Columbus' regional economy has historically been rooted in manufacturing, but in recent years, there has been a slight shift in Columbus' economic picture. Columbus is home to AFLAC, Char-Broil, RC Cola, Total Systems (TSYS) and United Technology's Pratt & Whitney. In the past several years, international corporations such as Kia and Hyundai, and the ancillary companies that provide products and support services to those companies, have made significant regional investment in the area.

# Columbus Profile

---

TSYS has completed its state-of-the-art uptown campus along the Chattahoochee River, a monument to the progress and development of the uptown area. The community has seen expansions in service areas and downsizing in traditionally manufacturing areas. Whatever the reason, the area continues to rebound and keep surging forward. Efforts to recruit and retain companies are championed by the Economic Development division of the Greater Columbus Chamber of Commerce, the River Valley Partnership, and other planning and development entities. Commercial and retail trade, as well as professional services, has attracted customers throughout the region, making Columbus a destination hub for the surrounding counties. In 2014, Columbus was ranked 75<sup>th</sup> in the nation for *Livability.com*'s "**Top 100 Best Places to Live.**" Cited as reasons for Columbus' outstanding "livability" ranking were its size, the diversity of its population, the relative youth of its population, and its proximity to a major international airport (in Atlanta).

## Columbus 2038

Columbus Consolidated Government is required to establish a synchronized planning program for the State of Georgia. The cornerstone of the coordinated planning program is the groundwork of a long-range comprehensive plan by each local government in Georgia. These strategies intend to highlight community goals and objectives. The Comprehensive Plan is to be used by Muscogee County as a tool to direct and guide development in a manner that insures the quality of life and service levels associated with the city are maintained at desired levels. This report will have a number of central components including:

- Identifying Issues and Opportunities;
- Identifying Existing Development Patterns;
- Evaluation of Community Policies and Actions;
- Evaluation of Transportation Needs;
- Future Demographics;
- Infrastructure Needs; and
- Many Other Important Concerns





## IMPACTS TO BUDGET

---

### ***Impacts on the FY19 Budget:***

#### ***Fund Balance Reserves:***

During this budget cycle, significant attention was given to the declining number of reserve days, specifically in the General Fund, that the City has experienced during the past several fiscal cycles. Economic pressures from flat (or declining) revenues coupled with ever rising costs of providing city services have forced the City to rely on fund balances, particularly in the General and Other LOST funds, to balance its operating budget. While Operating Budgets are just that – estimates - and no assurances can be made regarding the number of days cash on hand that the City will have as the result of implementing this Budget, it is important to advance the City’s efforts to reduce reliance on fund balance, and, at some point, begin adding to rather than taking away from City reserves. Therefore, City Council, the Mayor and others involved in the budgetary process were conscious of the issues surrounding General Fund reserve days and the changes in fund balance that the City has seen over time while deliberating and ultimately adopting this operating budget. The Budget reflects those efforts to preserve fund balance by reducing reliance on reserves to meet expenditures and obligations.

In preparing the FY19 Budget, the City resolved itself to making systemic economic changes in order to minimize its dependency on using fund balance. The City had, in prior years, already taken some measures to reduce systemic operating deficits by reforming its Employee Pension Plan, establishing employee healthcare and wellness initiatives including its Health and Wellness Center (a primary care physician practice for use exclusively by City employees and their families), and revising its Workers Compensation Administration oversight and management structure. In FY18, the City introduced more systemic operational improvements. It revised its healthcare and pharmaceutical coverage benefits and plan designs, lowered its subsidies for certain city amenities, community agencies and attractions, deferred Cost Of Living Adjustment (COLA) payments to employees and retirees to January 2018, and deferred capital investment except for the most necessary of road and sewer maintenance and projects funded by other, non-operating sources.

#### ***Expenditure Reductions:***

After determining the global and systemic changes that could be introduced to curb expenditures, most departments were then asked to operate at the same level of funding as their FY18 adopted budgets. Some departments were able to meet their funding expectations by not filling vacant positions, leaving those positions “unfunded” for some or all of FY19. Other departments will have to continuously monitor their operational expenditure targets in order to remain at FY18 levels.

The FY19 Budget includes consideration for staffing and maintaining facilities, such as the Columbus Aquatic Center and service enhancements for the Metra Transportation System. Other significant maintenance considerations are given to the many public services and quality of life services that the City provides to its citizens and visitors. The Aquatics Center, the community pool centers, ball fields, the Riverwalk and golf courses, for example, are public amenities that enrich the lives of our citizens, but they can be expensive to maintain. Revenue growth is expected from some of these amenities but that growth will in no way cover their cost of operations.

[Return to Table of Contents](#)

# IMPACTS TO BUDGET

## ***Revenue Considerations:***

Expenditure controls are only a part of the response necessary for the City to operate within its means. Despite the strong positives on the economic development side, Columbus continues to be faced with the harsh economic reality that its primary funding sources have been flat or shrinking due to several key factors: (1) the sustained economic impacts stemming from the recession, which began in 2008; (2) a property tax freeze that places a ceiling on the property tax revenues that can be levied; (3) flat to modestly improving housing starts and other construction; (4) lower than anticipated growth of military and civilian personnel as a result of BRAC decisions; and (5) continuation of the historically very modest population growth that the Columbus area has experienced for many years.

## ***Early Budget Cycle:***

The preparation of the FY19 budget began several months earlier than usual to allow staff sufficient time to draft a balanced and comprehensive budget without the use of General Fund reserves. While this change in the process afforded more time to craft the budget, it also meant that projections, particularly for revenues, were based more on estimates than actual mid-year data than in prior years. As such, when several departments requested additional funding for FY19, Council responded to these requests by deferring them until mid-year FY19, when actual revenues could be better gauged.

## ***Add/Deletes:***

Every year, there are typically items that Council decides to either add to the Mayor's recommended budget or delete from the Mayor's recommended budget. These are recorded on the City's "Add/Delete List" during the budget review process and are voted on, item by item, before the final budget is adopted. All items which have been added will be included as part of the Adopted Budget while all items which have been deleted will not.

For FY2019, the following items were added or deleted by Council thereby adjusting the Mayor's Recommended Budget:

Department	Amount Added or Deleted	Fund	Purpose
Tax Assessor	\$2,225	General Fund	Increase for Copier charges
Recorder's Ct*	\$22,500	General Fund	Reclass Judicial Admin Techs & Accting Clerks G9-10 to Deputy Clerks G12-G14
Recorder's Ct	\$7,375	General Fund	Wages increase for PT Judges due to Saturday sessions
Public Defender	\$78,782	General Fund	Add 1 new contract Public Defender
Public Defender	\$3,939	General Fund	Administration fee increase to add 1 new contract Public Defender
Sheriff	\$3,067	General Fund	2.5% pay increase for 37 Grade 16 positions, Delete 1 Deputy Sheriff position
Probate Court*	(\$9,682)	General Fund	Change reclass effective date for Fiduciary Compliance Office/Law Clerk G20J to Associate Judge G22L
Probate Court	\$8,588	General Fund	Reclass Chief Deputy Clerk G16 to G18 & Reclass Deputy Clerk II to Senior Deputy Clerk
Public Works	\$ 36,000	General Fund	Add operating expense for animal vaccinations
Public Works*	\$ 21,545	General Fund	Add 1 new Animal Control Officer G12 positions
Public Works	\$ 69,506	General Fund	Add 1 new Animal Control Trucks with equipment
District Attorney*	\$ 26,617	General Fund	Add 1 new Investigator G16 position

## IMPACTS TO BUDGET

Department	Amount Added or Deleted	Fund	Purpose
Police	\$ -	General Fund	Add'l \$2,000 to Police pay reform for years 7 – 30, unfund 4 police officer positions
Clerk of Superior Court	(\$ 86,180)	General Fund	Delete 2 new Deputy Clerk II G12 positions
Superior Court	\$ 37,681	General Fund	Add seven \$5,000 supplements phased-in over 2 year period for Judicial Assistants
Clerk of Council	\$4,273	General Fund	Reclass Deputy Clerk of Council G14 to Deputy Clerk of Council G16
Clerk of Superior Court	\$ -	General Fund	Reclass 2 Senior Deputy Clerks G14A to G14C, Reduce PT wages
Finance*	\$11,005	General Fund	Reclass PT Administrative Assistant to FT Administrative Coordinator
Finance	\$ -	General Fund	Add operating expense for audit services, Reduce contingency
Human Resources*	\$21,545	General Fund	Add 1 new Administrative Assistant G12 position
Tax Assessor	\$46,961	General Fund	Add 1 new G14 Appraiser position
Police	\$100,000	General Fund	Add cost for Public Safety Building Improvements
Mayor**	\$38,570	General Fund	Add 1 new Executive Assistant to Mayor G00
Mayor**	\$20,646	General Fund	Add 1 new Administrative Secretary G10C
Mayor**	\$24,522	General Fund	Add 1 new Executive Assistant G14C
Mayor**	(\$25,617)	General Fund	Delete 1 Executive Assistant to Mayor G16
Mayor**	(\$25,617)	General Fund	Delete 1 Coordinator of Policy and Research G16
Mayor**	(\$25,617)	General Fund	Delete 1 Public Information Officer/Calendar Coordinator G16
Mayor**	(\$3,030)	General Fund	Reclass 1 Mayor X00 to 1 Mayor X00 (salary change)
Recorder's Ct*	\$4,320	OLOST	Reclass Judicial Admin Techs & Accting Clerks G9-10 to Deputy Clerks G12-G14
Public Works	\$3,930	OLOST	Add 1 LOST supplement for IWF reclass- Reclass Landfill Operator G12 to Correctional Detail Officer PS12
Fire/EMS	\$153,600	OLOST	Add 64 Sets of Protective Equipment
Fire/EMS	\$25,000	OLOST	Add annual operating expense for Staffing Module for Emergency Reporting
Police	\$ -	OLOST	Add'l \$2,000 to Police pay reform for years 7 – 30, Unfund 4 police officer positions
Police	\$174,876	OLOST	5 Year GMA lease for 20 Pursuit Vehicles w/buildout
Police	\$ 87,438	OLOST	5 Year GMA lease for 10 Pursuit Vehicles
Public Works	\$ -	Integrated Waste	Replace 1 Refuse Truck for 2 Grab All Trucks via lease purchase
Public Works	\$ -	Integrated Waste	Reduction of operating budget to reclass Landfill Operator G12 to Correctional Detail Officer PS12
Public Works	\$ -	Paving	Reduction of operating budget to reclass Contract Inspector G14 to GIS Technology Supervisor G16
Public Works	\$ -	Paving	Reduction of operating budget to reclass Maintenance Worker I G7 to GIS Technician II G15
Public Works	\$ -	Stormwater	Reduction of operating budget to reclass Maintenance Worker I G7 to GIS Technician I G14

*\*Effective 12/29/2018*

*\*\*Effective 1/07/2019*



## IMPACTS TO BUDGET

---

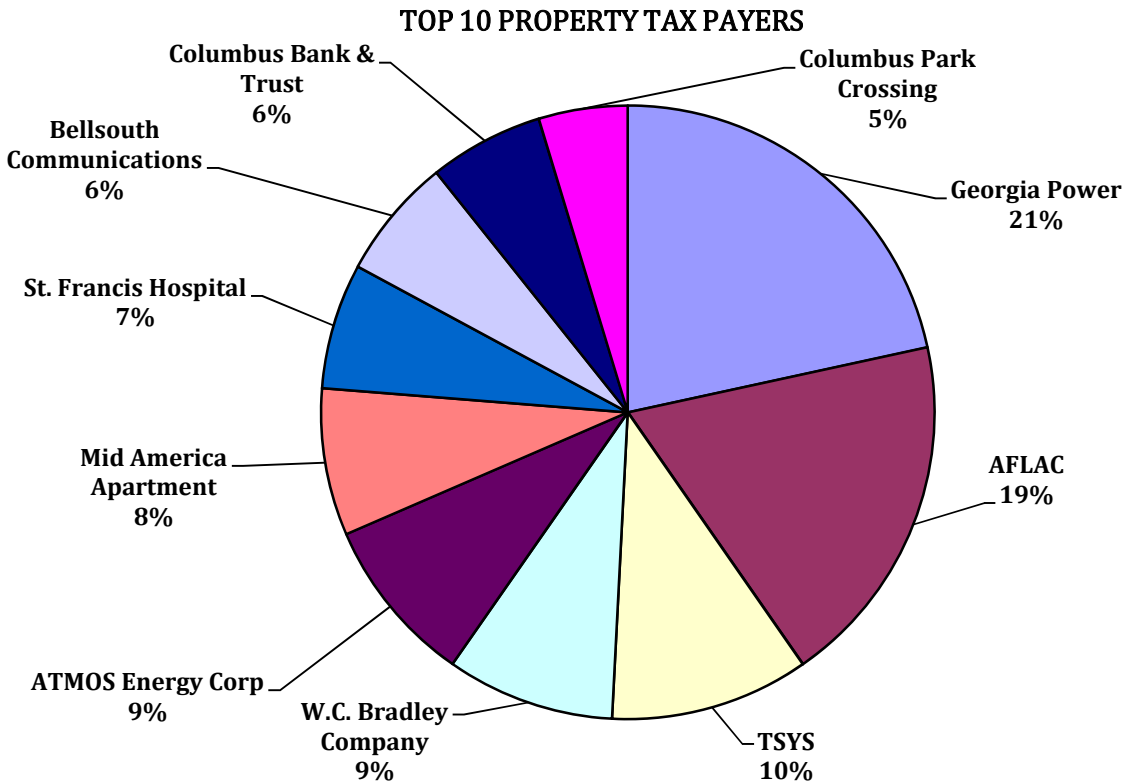
### *Key Budget Initiatives for FY2019:*

- Global changes to our healthcare plan and pharmaceutical benefits, which includes no changes to premium structure but will save the City an estimated \$1.1 million, based on recommendations from our benefits consultant.
- Reduced subsidy/support for certain component units and affiliate units.
- Continued financial restructuring of certain economic development obligations to increase available funding for new projects.
- Continued hiring freeze which began in FY2014.
- Unfunded vacant positions through FY2019.
- Deferred Cost of Living Adjustments to salary and wages to January, 2018.
- Continued deferred capital investment and maintenance.
- Managed care contract for jail and prison inmate medical care.
- Maintaining prior year funding levels for most departments through continued monitoring of operational budgets.

### *Summary:*

As a result of continued economic pressures on both the revenue and expenditure sides, once again CCG has been faced with the daunting task of providing the superior level of services that its citizens expect and deserve with ever-tightening resources to provide them. As such, the Operating Budget for FY19 has significantly increased overall from \$268,031,916 in FY18 to **\$275,340,292** for FY19 - a change of approximately 0.97%. Most departments were asked to maintain the funding levels for their FY19 operating expenditures to their FY18 Adopted Budget levels in order to continue their normal course of business. They were able to successfully accomplish this task by leaving vacant positions unfilled and unfunded and by continuing to operate under lean conditions, the same as in prior years. In addition to a tight operating budget, the Capital Plan was significantly curtailed, at least until after the first of the calendar year, until sufficient resources can be identified from revenues or other sources to pay for them. Even with the relatively austere operating budget adopted, the City expects to still utilize approximately **\$1,501,784 of its fund balance** in order to balance its FY19 total operating budget.

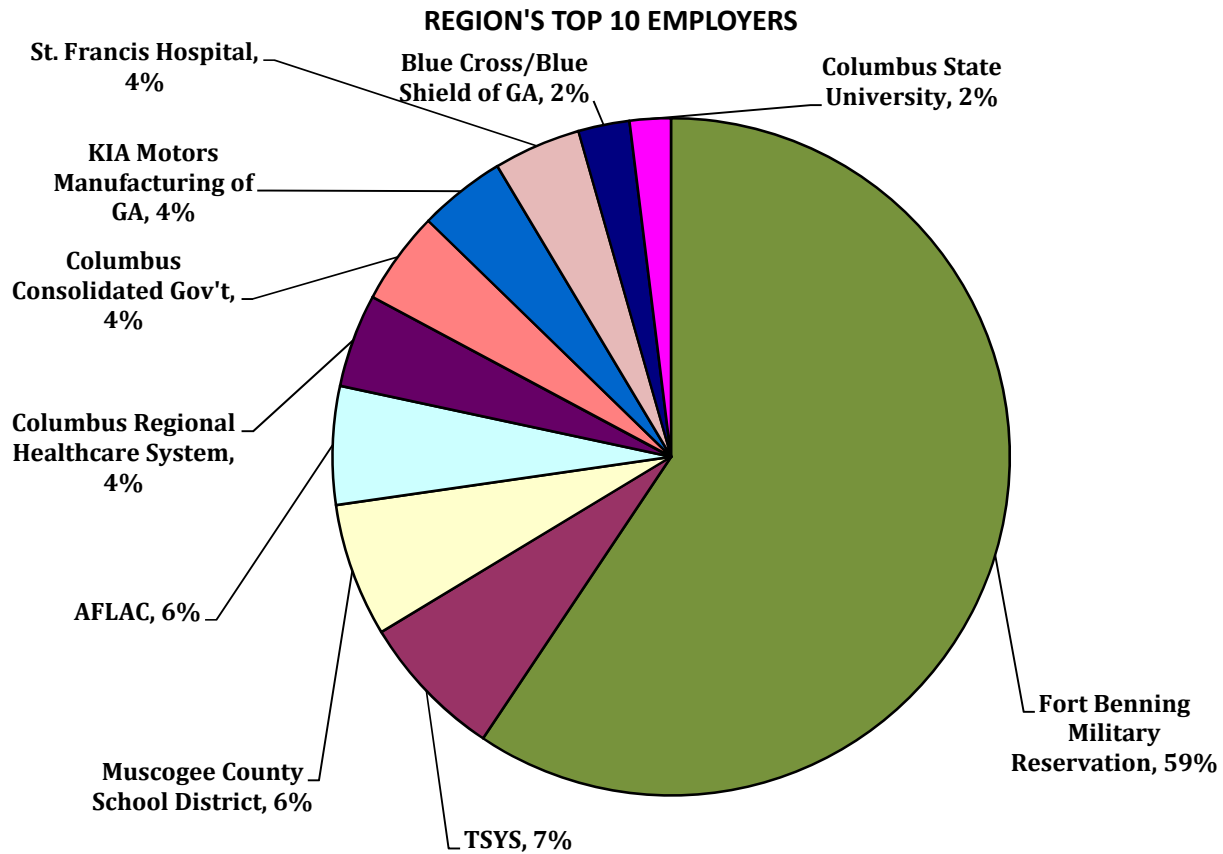
# COLUMBUS BUSINESSES



<u>Taxpayer</u>	<u>Type of Business</u>	<u>Taxes Levied</u>	<u>% to Total</u>
Georgia Power	Utility	\$ 3,145,902	22%
St. Francis Hospital	Hospital	2,727,846	19%
AFLAC	Insurance	1,527,397	10%
TSYS	Credit Card Processing	1,291,205	9%
Peachtree Mall, LLC	Shopping Mall	1,282,882	9%
Walmart/Sam's Club	Retail	1,129,508	8%
Liberty Utilities	Utility	965,049	7%
W.C. Bradley Company	Manufacturing	931,057	6%
SRL Whisperwood LLC	Apartment Leasing	880,399	6%
Synovus/CB & T	Banking	682,314	5%
Total of Top 10 Property Tax Payers		<u>\$ 14,563,559</u>	

Note: Numbers provided per Muscogee County Tax Commissioner's Office for FY17. The information provided relates to the Consolidated Government's tax levies, and does not include taxes collected on behalf of other governmental entities.

# COLUMBUS BUSINESSES



<u>Employer</u>	<u>Type of Business</u>	<u>Employees</u>	<u>% to Total</u>
Fort Benning Military Reservation	U.S. Army Base	40,000	59%
TSYS	Credit Card Processing	4,700	7%
Muscogee County School District	School System	4,300	6%
AFLAC	Insurance	3,800	6%
Columbus Consolidated Gov't	Local Government	3,000	4%
KIA Motors Manufacturing Georgia, Inc.	Manufacturing	3,000	4%
Columbus Regional Healthcare System	Hospital	2,800	4%
St. Francis Hospital	Hospital	2,800	4%
BlueCross BlueShield of Georgia	Insurance	1,650	2%
Synovus Financial	Finance	1,325	2%
Total of Top 10 Employers		67,375	

Source: Greater Columbus Chamber of Commerce, September, 2018



# **VISION COLUMBUS:**

## **What our citizens tell us is important to them**

### **Housing: The Vision**

- Provide safe, soundly constructed, well-maintained, and affordable housing available to all.
- Eliminate substandard housing and enforce applicable codes and ordinances.
- Eliminate blighted areas through investment and planning.
- Encourage and support partnerships among builders to provide low-cost housing for those in need.
- Achieve a balance between development and housing density.
- Protect neighborhoods from commercial development.

### **Neighborhood/Community Aesthetics: The Vision**

- Preserve trees before, during and after development.
- Ensure that open spaces are clean and well-maintained.
- Provide and protect a generous amount of green space (nature parks and vegetation barriers).
- Provide well-designed passive as well as active parks.
- Provide culturally focused as well as activity-based parks.
- Promote the development of economically and racially diverse communities.
- Preserve historic homes and buildings.

### **Transportation: The Vision**

- Provide public transportation that meets the needs of the community today.
- Develop bicycle, pedestrian, bus and trolley systems.
- Develop a people-based transportation system that will provide easy access around and throughout the city.
- Reduce high traffic volume in residential areas.
- Attract new carriers, routes and services to the Columbus Metropolitan Airport.
- Provide more parking facilities throughout the community and develop alternatives such as 'Park and ride'.
- Encourage more dense living to relieve dependence

### **Public Safety: The Vision**

- Enhance community-oriented policing strategies.
- Enhance intelligence led policing strategies and resources.
- Provide greater police presence throughout the city.
- Build a well-staffed, well-trained, fully equipped police force.
- Improve communication between public safety officers and youth.
- Improve response time.
- Develop and support programs focused on crime prevention and appropriate alternatives to incarceration.
- Expand and upgrade jail facilities.
- Enhance Fire/EMS resources to meet growing demands and to train firefighters and paramedics.
- Improve effective response force time to meet NFPA, ISO and Accreditation criteria.

### **Education: The Vision**

- Improve communities so schools do not exist in seas of blight.
- Encourage parental involvement at school and in the home.
- Provide after-school learning, vocational training, tutorial programs and summer enrichment opportunities.
- Enhance the partnership between the Muscogee County School District and Columbus Parks and Recreation.

### **Unity : The Vision**

- "One Columbus."
- Fight poverty and economic segregation.
- Provide equitable access to opportunity to all.
- Provide race relations training for city employees and citizens.
- Encourage and support ongoing programs to promote unity and sensitivity to diversity in the community and workplace.

## **VISION COLUMBUS:**

### **What our citizens tell us is important to them**

- Promote “bridge building” throughout the community to encourage unity and mutual respect among ethnically and culturally diverse groups.
- Treat all people with dignity and respect.

#### **Economic Development: The Vision**

- Maximize our quality of life.
- Focus effort for sustainable growth and redevelopment in the city so as to optimize every square inch of the city.
- Encourage community-wide economic development through incentives and redevelopment tools.
- Develop job-training programs to encourage youth.
- Support the growing tourism industry through expansion of hotel accommodations and new restaurants, recreational and leisure activities.
- Require businesses to keep properties neat, clean and properly maintained.

#### **Uptown Development: The Vision**

- Provide safe and visually appealing facilities.
- Enhance pedestrian and biking access.
- Develop entertainment, cultural and recreational options.
- Attract major convention and trade show business.
- Develop Uptown into a 21<sup>st</sup> century model city where people want to visit, live, work and play.

#### **Regionalism: The Vision**

- Continue to develop mutually beneficial and supportive relationships with Phenix City and the Maneuver Center of Excellence.
- Foster partnership opportunities.
- Support the Valley Partnership Initiative and the Ft. Benning Partnership Initiative.

#### **Quality of Life: The Vision**

##### ***Health and Human Services***

- Foster affordable, quality day care for children.
- Foster more facilities and programs for adults.
- Make quality health and medical facilities and human service resources available throughout the community.

#### **Quality of Life: The Vision**

##### ***Culture and the Arts***

- Develop and nurture the cultural climate of the community.
- Expand existing parks and recreational facilities, with special focus on children, teen and senior adults.
- Develop family-oriented neighborhood parks and recreational parks and pocket parks in Uptown Columbus.
- Seek innovative approaches to expand parks and recreational options.
- Increase tourism through development of recreational facilities along the riverfront.

#### **Community Facilities: The Vision**

- Ensure that community facilities are clean, safe and accessible.
- Expand and enhance the public library system.
- Provide satellite centers for certain public services.

#### **The Environment: The Vision**

- Preserve trees before, during and after development.
- Ensure that open spaces are clean and well-maintained.
- Provide and protect a generous amount of green space (natural parks and vegetation barriers).
- Protect air and water quality.
- Protect and preserve the Chattahoochee River
- Upgrade wastewater treatment and solid waste facilities.
- Improve sewage and drainage systems throughout the city.
- Control the proliferation of exterior signage.
- Encourage and develop a stronger recycling program

## **VISION COLUMBUS:**

**What our citizens tell us is important to them**

### **Taxation: The Vision**

- Re-evaluate the overall tax system.
- Garner citizen support for a tax system that is sustainable and encourages growth.
- Use the city sales tax as funding base for additional community facilities.
- Balance reliance on sales, property and occupation taxes and other revenue sources to provide maximum stability.

### **Checklist for City Leaders:**

Based on this community input, we heard you call for community leaders to:

- Develop a comprehensive community master plan that will guide our progress.
- Evaluate, update and enforce local codes and ordinance that contribute to economic development and overall quality of life for all citizens.

To that end, a group of public, private, and non-profit leaders came together to launch a comprehensive effort to raise levels of prosperity in Greater Columbus which resulted in the launch of the **Regional Prosperity Initiative**.

Launched in 2015, the Regional Prosperity Initiative was a 10-month strategic planning process whose primary objectives were to analyze the competitiveness of Greater Columbus as a place to live, learn, work, visit, and do business. The Initiative developed a holistic community and economic development strategy that focuses first on building a strong community. Secondly, it sought to address a full range of factors that influences a community's economic competitiveness – its talent, education and training systems, business climate, infrastructure, quality of life, and quality of place, just to name a few. The outcome of the Regional Prosperity Initiative was Columbus 2025. Once fully endorsed by key partner entities, Columbus 2025 will strive to implement the strategic plan of the Regional Prosperity Initiative as a guide for the community's collective actions over the course of the next 5 years. This strategy represents the first time in many years that Greater Columbus will address the full range of issues that impact the region's competitiveness, prosperity, and quality of life.





## **QUICK LINKS GUIDE**

There are three tools that will help the reader locate information in the current Operating Budget for Columbus, Georgia. The first is the traditional **Table of Contents**, which outlines the entire document. The Table of Contents provides traditional page number indexing, as well as embedded hyperlinks to key sections of the Budget Book. For those who are viewing our Budget Book online, this **Quick Links Guide** provides the easiest way to navigate to areas of the document which may be of particular interest to the reader. This page is loaded with HYPERLINKS (denoted by underlined text) which allow you to be automatically navigated to your page of interest simply by clicking on the underlined text. If you have a similar question, this is the quickest way to find the answer. Last is the **Document Notes** on the following page, which briefly explains what each section of the book contains.

<b>QUESTION:</b>	<b>WHERE TO LOOK:</b>
What is the City's total operating budget for the upcoming fiscal year?	Financial Summary "Big Picture" City Manager's Letter
What were the most critical budget issues this year?	Impacts on the Budget
What is the City's process for coming up with the annual operating budget?	Budgetary Policy Budget Process City Manager's Letter
What does the City spend its money on?	City Manager's Letter "Big Picture" Expenditures Financial Summaries Expenditures by Fund
Where does the City get its revenues?	Financial Summaries "Big Picture"
What are the goals and objectives of the City?	Vision Columbus Mayor's Letter City Manager's Letter
What is the budgeted allocation for each department?	Section D: Expenditures by Fund
What is the background and current economic condition of Columbus?	Welcome to Columbus Columbus Profile
What City funds are included in the Operating Budget and what is each fund for?	Primer on City Funds Financial Summaries
What is the breakdown of each fund's revenues, expenditures, and fund balance?	Summary of Revenues, Expenditures and Changes in Fund Balance
What if I don't understand a word or abbreviation?	Glossary Acronyms
Where can I find information about the City's capital projects and facilities?	Capital Improvement Book
Who are the top employers in Columbus?	Columbus Businesses
Where can I find a historical record of past budgets?	Trend Analysis
What is the long term forecast for Columbus' budget?	Projections
What will Columbus have to pay on its debt this year?	Debt Service Fund
How much remains in the Local Option Sales Tax Fund, and what will it be used for?	LOST Fund Overview LOST Fund Expenditures
Who are our City Councilors and government leaders?	Introduction- Mayor and Council Acknowledgements

## **DOCUMENT NOTES**

The Columbus Consolidated Government budget document provides comprehensive information about the government's policies, goals, financial structure and operations. This document also contains information on major initiatives, demographics of the city and capital budget.

**Introduction/Overview Section:** This section contains the transmittal letters from the Mayor and City Manager, organizational chart, overview and general information on Columbus. This section also contains a description of the economic conditions and other factors which provide the framework for our annual operating budget plan.

**Section A: Budgetary Policy.** This section includes the policies and procedures that govern the budget process. There is also a summary of the budget process and calendar.

**Section B: Financial Summaries.** This section provides a graphic and financial overview of each adopted operating fund along with highlights on significant revenues and expenditures. Also in this section is the Capital Improvements Program summary, a summarized historical trend analysis, and a financial projection analysis.

**Section C: Personnel.** In this section we describe the benefit package and present a history of authorized positions combined for all funds.

**Section D: Operating Fund Summaries.** This section provides descriptions of each department, its operating budget, its performance indicators, and its personnel. This section is arranged by major operating fund and then by department budget allocation within each operating fund.

**The Appendix** section includes a variety of data, which should be useful to the reader in better understanding the budget. Also, in this section is a **Glossary** for those not familiar with governmental terms, a list of **Acronyms** we have used, and the **Capital Outlay** listing. *Please note:* The **Capital Improvement Program** has been moved to a separate document, providing detailed information on the various projects. This separate document can be found at the end of this book on the digital version.

This Budget Book includes the Operating Funds of Columbus Consolidated Government. The Capital Improvement Program can be found in a separate document, which is appended to the end of this document on the web version. Some departments have budget allocations in more than one fund. This is important to bear in mind when evaluating the budgets of an individual department, which may have multiple funding sources. For example, several Public Safety departments have funds in the General Fund and in the Other LOST Fund, so both fund allocations would need to be considered for the totality of that department's individual budget allocation.

The Operating Budget book and the Capital Improvements Program Budget book have been formatted such that they are available in traditional bound paper versions as well as in digital format on the website. The digital versions have been embedded with hyperlinks to facilitate ease of navigation throughout the documents. To engage a hyperlink, simply single left-click on any text that is found with a bold underline (see example below) and the document will navigate directly to that content. Example of Hyperlink: To go directly to the Big Picture Section, click on the bold, underlined text.

## **DOCUMENT NOTES**

A dedicated effort is made to inform our taxpayers and stakeholders, our community, and the general public about the government that serves them. The budget is formally presented to City Council at budget meetings which are publicly televised through the city's government access channel and through live streaming on the internet through the City's website. Many of the issues addressed in the budget process are discussed with Council on air. For those who cannot view the live sessions, all sessions are recorded and are available 24/7 on the Columbus city website, and the complete budget document is placed in digital form on the city's website as well (see hyperlinks and website navigation below). A printed copy of this budget document is placed on file with the Clerk of Council in accordance with the City Charter.

Comments or questions about the budget may be mailed to the Finance Director's Office at P.O. Box 1340 Columbus, GA 31902 The Financial Planning Division may be contacted at (706) 653-4087.

City Council Sessions Recordings: [www.columbusga.org](http://www.columbusga.org) >Council Meeting Video> Budget  
Budget Book: [www.columbusga.org](http://www.columbusga.org) >Website Index>Finance>Budget Documents

[http://www.columbusga.org/finance/Budget Books.htm](http://www.columbusga.org/finance/Budget_Books.htm)

Columbus Consolidated Government was awarded its first Distinguished Budget Presentation Award for FY1992 and we have received the award every year since. We believe that this document continues in that same proud tradition. Additionally, CCG has also received the Certificate for Achievement for Excellence in Financial Reporting for the Comprehensive Annual Financial Report (CAFR) since FY1990.





# Budgetary Policy

## INCLUDED IN THIS SECTION:

- Budget Preparation & Management Policies
- Budget Calendar

[Return to Table of Contents](#)

A



This page intentionally left blank.

## **POLICIES AND PROCEDURES**

---

The Annual Budget is a fiscal plan, which presents the services to be provided to the community and the funds necessary to perform these services. Key steps in this process are described within.

### **Budget Preparation**

The Columbus Consolidated Government (CCG) operates under a fiscal year that begins July 1 and ends June 30. The major steps in the process are outlined below:

### **Budget Adoption**

- Step 1: Beginning in November, Financial Planning prepares the budget database and reports showing prior years' actual expenditures and revenues and compares those to their budgeted targets. Any anomalies are reviewed and adjusted for the upcoming budget year. Upcoming and long-range challenges and opportunities are evaluated. Operating trends, as well as, economic indicators are taken into consideration when preparing estimates for budgeted revenues and expenditures. Expected changes in pay plan, benefits, gas, water, electricity, motor fuel, capital items, etc., are also considered. This database is used as the financial framework for budget preparation.
- Step 2: Beginning in January, departments are asked to evaluate and update their goals and objectives, and their relevant performance indicators, for the coming fiscal year. Any major changes in operations are considered and shared with Financial Planning to ensure that the new budget reflects those operational changes as appropriate.
- Step 3: Between January and March, Financial Planning prepares a draft of the Operating Budget for the Mayor's consideration. During this time, the Mayor and City Manager review departmental operations and consider any new budget requests in order to propose a recommended balanced budget. Financial Planning prepares the final Recommended Budget plan for the Mayor's approval and presentation to Council.
- Step 4: No fewer than sixty (60) days prior to the fiscal year commencing July 1, the Mayor submits to Council a proposed operating budget for all operating funds. The Operating Budget includes recommended expenditures and the means of financing them.
- Step 5: A series of workshops and public hearings are held before making final changes to the Mayor's recommended budget.
- Step 6: The Annual Budget is formally adopted by Council before July 1.

### **Expenditure Control**

Once the Annual Budget has been adopted, expenditure control is maintained on the appropriation unit basis (group of accounts) with capital expenditures maintained under full control. Throughout the year, all expenditures and revenues are monitored.

### **Budget Control**

Georgia Law, O.C.G.A. 36-81-3 establishes the legal level of budgetary control as the department. Within the overall budget limitations, authority is delegated to the City Manager. *When acting on the authority delegated by the City Manager to the Finance Director, it is recommended that intra-departmental transfers of appropriation and revenue anticipation may be approved as deemed necessary.* Under no circumstances, however, may the total budget of any department be increased or decreased without Council approval.



## **POLICIES AND PROCEDURES**

---

### **Budget Amendments**

Amendments affecting the bottom line of any department are approved solely by Council. Section 7- 404 of the City Charter describes the authority:

“The Council may make appropriations [revenue and expense] in addition to those contained in the current operating or capital budgets at any regular or special meeting called for such purposes.”

### **Policy Guidelines**

The overall goal of the City’s Financial Plan is to establish and maintain effective management of the City’s financial resources. The informal statements of budgetary policies provide the basis for achieving this goal.

The following section outlines the policies used to guide the preparation and management of the City’s budget. The section consists of operating budget policies, capital expenditures, policies, revenue policies and financial accounting policies.

The development and preparation of the City’s budget are guided by the following policies.

- All funds are required to balance. Anticipated revenue must equal the sum of budgeted expenditures. To the extent possible, all funds should be included in the budget process along with work programs, objectives and strategies.
- The Capital Improvement Program requires coordination and planning in conjunction with the various operating fund budgets.
- The General Fund is based on a long-range financial plan, which includes unallocated fund reserves. The goal is to keep the reserve at approximately 90 days, but no less than 60 days, of budgeted expenditures. This reserve protects the City against catastrophic revenue losses and major emergency expenditures and provides cash flow.

### **Revenue Policies**

The City will maintain effective collections systems and implement aggressive enforcement strategies in order to maximize revenues from available sources.

The City will maintain a broad revenue base; that is, a large number of widely diversified revenue sources that will be established and maintained in order to distribute the revenue burden equitably and protect the City from short-term fluctuations in any one revenue source.

The City will implement user fees in all areas where feasible and productive as well as seek to set fees at levels related to the costs of providing the services. Moreover, user fees will be reviewed annually as part of the budget process and will be adjusted to maintain or move incrementally closer to full coverage of activities.

The projection of revenues will receive conservative treatment in order that actual revenues at the fund level will consistently equal or exceed budgeted revenues.

### **Financial Structure**

The financial transactions of the City are budgeted and recorded in individual funds. A fund is an independent financial and accounting entity. It is a set of interrelated accounts used to record revenues and expenditures associated with a specific purpose. Funds have a balancing set of accounts and records, cash and other financial resources in conjunction with all related liabilities and residual equities, which are segregated for the purpose of carrying on specific activities or

## **POLICIES AND PROCEDURES**

---

attaining certain objectives in accordance with special regulations or restrictions. Although funds are independent entities within the financial records of a government, there is no requirement to physically segregate the assets. Funds are classified into three basic types: governmental, proprietary or fiduciary.

### **Government Funds**

Governmental funds are used to account for all or most of the government's general activities, including the collection and disbursement of earmarked monies, the acquisition or construction of general fixed assets and the servicing of general long-term debt.

The City utilizes the following types of governmental funds:

- The General Fund is the principal fund of the Consolidated Government and is used to account for all major activities of the government such as Police, Fire and Recreation.
- Special Revenue Funds are used to account for the proceeds of specific revenue sources legally restricted to expenditures of specific purposes. The Stormwater (Sewer), Paving and Medical Center Funds are examples of special revenue funds.
- Debt Service Funds account for the accumulation of resources for the payment of general long-term liability, principal, interest and related costs. The City's Debt Service Fund includes requirements to meet the general obligation bond issues, lease contracts, and lease purchase programs.
- Capital Project Funds are used to account for financial resources for the acquisition, renovation or construction of major capital facilities and improvements.

### **Proprietary Funds**

Proprietary Funds are used to account for activities similar to those found in the private sector. The proprietary funds utilized by the City are as follows:

- Enterprise funds account for activities that are usually self-sustaining, principally through user charges for services rendered. An example of an enterprise fund is the Transportation System Fund.
- Internal Service Funds account for the financing of goods and services provided by one department or agency to other departments or agencies for the government on a cost reimbursement basis. The Risk Management and Employee Health Insurance funds have been added to the Operating Budget.

### **Fiduciary Funds**

Fiduciary funds are used to report assets held in a trustee or agency capacity for others and therefore cannot be used to support the government's own operations. When these assets are held under the terms of a formal trust agreement either a pension trust fund or a private purpose trust fund is used. Agency funds generally are used to account for assets that the government holds on behalf of others as their agent. Traditionally these funds have not been included in the Operating Budget because the receipt of revenue is uncertain.

## **PRIMER ON CITY FUNDS**

Columbus' funds are organized according to fund origin and utilization of funds. Several departments receive funding sources in more than one fund, so it is important to consider all funding sources when evaluating the operating budget of a particular individual department. Here is a brief description of each fund included in this Operating Budget:

## **POLICIES AND PROCEDURES**

---

### **OPERATING FUNDS (Fund Number)**

<b><i>General Fund (0101)</i></b>	The General Fund supports the operations of the City. All departments of the General Government and Public Safety are supported by the General Fund, as are most ancillary operations and units. The General Fund receives funding from a number of sources including the millage, other taxes, fees, service charges, fines, and inter-fund transfers.
<b><i>LOST Funds (0102,0109)</i></b>	There are two Local Option Sales Tax (LOST) funds: one is to support Public Safety (Crime Prevention, Police/E-911, Fire/EMS, Muscogee County Prison, Sheriff, Municipal Court/Marshal, District Attorney, Homeland Security, State Court Solicitor, Recorder's Court, Coroner, and METRA); the other is for Infrastructure (Public Works, Parks and Recreation, Engineering, and Information Technology).
<b><i>Stormwater (0202)</i></b>	Stormwater funds support the stormwater and drainage systems of the City and provide funding for the maintenance of sewers and drainage systems maintained by Engineering and Public Works. The fund was named "Stormwater" to differentiate City stormwater and drainage services from those provided by Columbus Water Works, which provides primary sewage services for the City. Stormwater funding comes largely from the millage.
<b><i>Paving Fund (0203)</i></b>	Paving funds are used for highways, roads and streets, right-of-way maintenance, repairs, landscaping, and related services. Paving funds come from the millage and related fees.
<b><i>Medical Center (0204)</i></b>	The City has a long term contract with the Medical Center Hospital Authority to provide primary and acute care services to the City's indigent population as well as to jail inmates and prison inmates in the custody of the City/County. This fund is directly funded by a portion of the millage and is the repository for payment of those services under the contract.
<b><i>Integrated Waste (0207)</i></b>	The Integrated Waste Management fund supports Public Works and Parks and Recreation Services to collect, transport and recycle or dispose of solid waste. This fund also supports several landfills owned by the City and the Recycling Sustainability Center. Integrated waste funds come from solid waste collection fees, landfill fees and recycling fees.
<b><i>Emergency/E-911(0209)</i></b>	The Emergency Telephone/E-911 fund supports maintenance of the City's central emergency call and dispatch system (E-911) and is funded through wireless surcharges and other fees.
<b><i>CDBG (0210)</i></b>	The Community Development Block Grant (CDBG) fund is a repository for grants from the Department of Housing and Urban Development (HUD) which funds certain housing and community development programs for the City.
<b><i>WIOA (0220)</i></b>	The Workforce Innovation & Opportunity Act fund is a repository for grants from the Department of Economic Development which funds certain community jobs training and development under the Job Training Partnership Act.



## **POLICIES AND PROCEDURES**

---

- Econ Development (0230)*** The Economic Development fund supports investment by the City in Economic Development Authority projects. It is directly funded by a portion of the millage and is utilized at the discretion of City Council.
- Debt Service Fund (0405)*** The Debt Service fund is the repository for funds utilized to repay bonded and other debt obligations of the City, including the bonds issued by the Columbus Building Authority.
- Transport/METRA (0751)*** The Transportation fund supports the operation of the City's public transportation system, METRA, which includes buses and specialty vehicles. It is funded by transportation grants, service fees and the millage.
- Parking Mgmt (0752)*** In FY19 Parking Management Fund activities moved into the General Fund as it no longer meets the requirements of an enterprise fund.
- Trade Center Fund (0753)*** The Columbus IronWorks Convention and Trade Center is owned and operated by the City. This fund supports all operations of the Trade Center and is funded by Trade Center revenues as well as Selective Sales and Use Taxes.
- Bull Creek/Oxbow (0755/6)*** The operations of both City-owned public golf courses are supported by these two funds. Golf course revenues provide the primary source of funding.
- Civic Center (0757)*** The Civic Center is owned and operated by the City and this fund supports those operations. Funding comes from event revenues, service fees, and the Hotel/Motel Tax.
- Employee Health (0850)*** This fund is a repository for the City's self-funded employee health care program and the employee life insurance program.
- Risk Management (0860)*** This fund is a repository for the City's self-insured Workers Compensation program and vehicle claims management program.

## **POLICIES AND PROCEDURES**

---

### **Accounting Basis**

In June 1999, GASB released a new rule known as Statement 34. Often referred to as the “reporting model rule,” Statement 34 radically changes the rules by which governmental financial statements are to be organized and presented to readers. The operational accountability is addressed in the government-wide financial statements, which are prepared on a full accrual basis. Information about the cost of delivering services to the citizens and the government’s infrastructure assets are included as well. The fiscal accountability is considered through the individual fund financial statements, which account for current financial resources of government through the modified accrual basis for governmental activities.

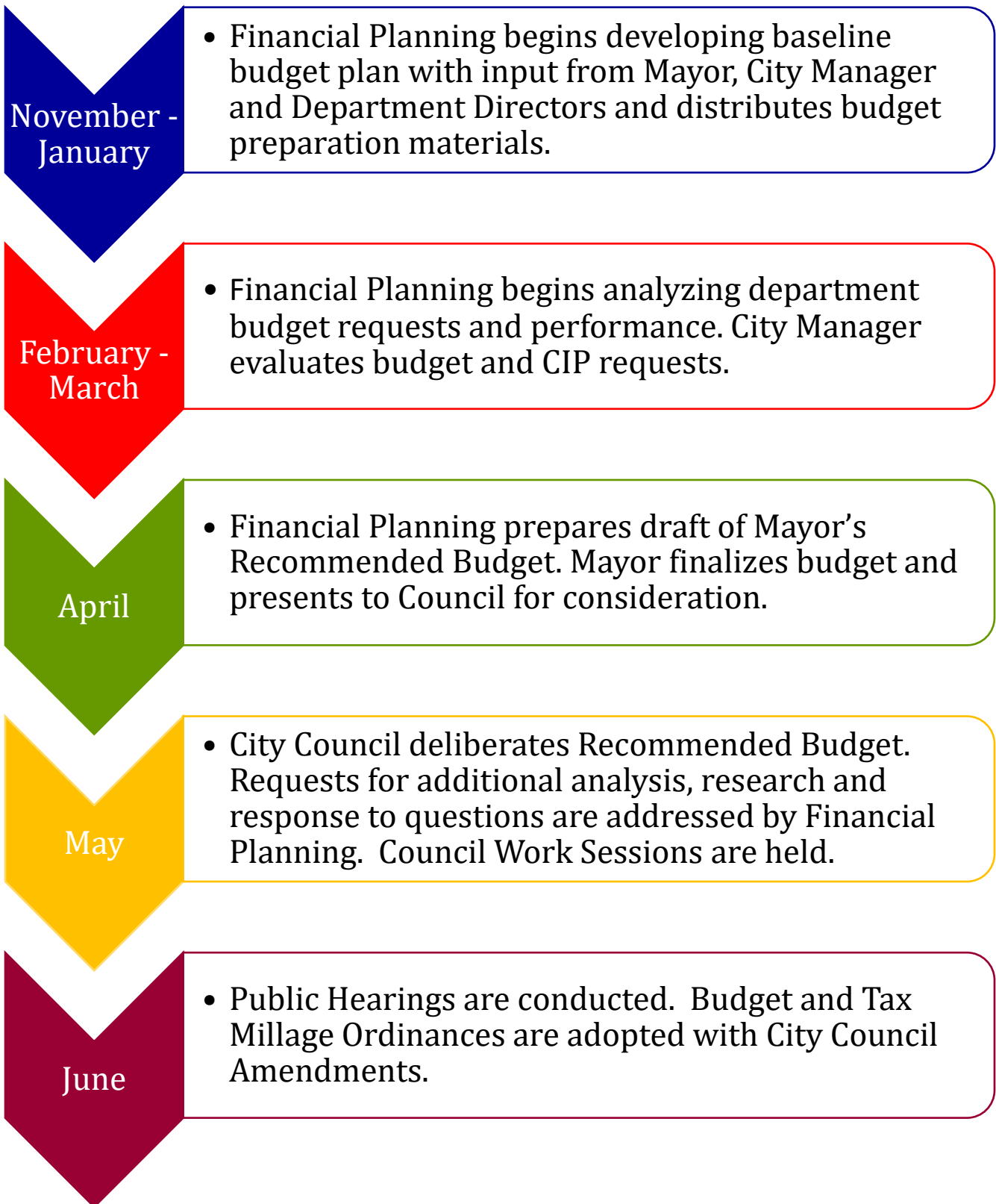
The government-wide financial statements are reported using the economic resources measurement focus and the accrual basis of accounting, as are the proprietary fund and fiduciary fund financial statements. Revenues are recorded when earned and expenses are recorded when a liability is incurred, regardless of the timing of related cash flows. Property taxes are recognized as revenues in the year for which they are levied, if they are collected within 60 days after year end. Grants and similar items are recognized as revenue as soon as eligibility requirements imposed by the provider have been met.

Governmental fund financial statements are reported using the current financial resources measurement focus and the modified accrual basis of accounting. Revenues are recognized as soon as they are both measurable and available. Revenues are considered to be available when they are collectible within the current period or soon enough thereafter to pay liabilities of the current period. For this purpose, the government considers revenues to be available if they are collected within 60 days of the end of the current fiscal period. Expenditures generally are recorded when a liability is incurred, as under accrual accounting. However, debt service expenditures, as well as expenditures related to compensated absences and claims and judgments are recorded only when payment is due.

### **Budgetary Basis**

All budgets are adopted on a basis consistent with Generally Accepted Accounting Principles (GAAP). The General, Special Revenue, Debt Service and Capital Projects funds are developed on a modified accrual basis. The Enterprise Funds are developed on the accrual basis. All annual appropriations lapse at the fiscal year end. The basis for budgeting is consistent with the basis for accounting with the difference being encumbrances. The notable exception between the budgetary and accounting basis is the manner in which encumbrances are treated. Encumbrances represent commitments related to unperformed contracts for goods or services. Encumbrance accounting - under which purchase orders, contracts and other commitments for expenditures of resources are recorded to reserve that portion of the applicable appropriation - is utilized in governmental funds. Encumbrances outstanding at year-end are reported as reservations of fund balances and do not constitute expenditures because the commitments will be honored through subsequent year’s budget appropriations. The other exceptions worth noting deal with capital outlay within the enterprise funds which are recorded as assets on a GAAP basis and expended on a budget basis; depreciation expense is recorded on a GAAP basis only.

### BUDGET PREPARATION SCHEDULE: FY2019 Budget







This page intentionally left blank.



# Financial Summaries

## INCLUDED IN THIS SECTION:

- Revenues & Expenditures by Fund
- Big Picture Summary

[Return to Table of Contents](#)

B



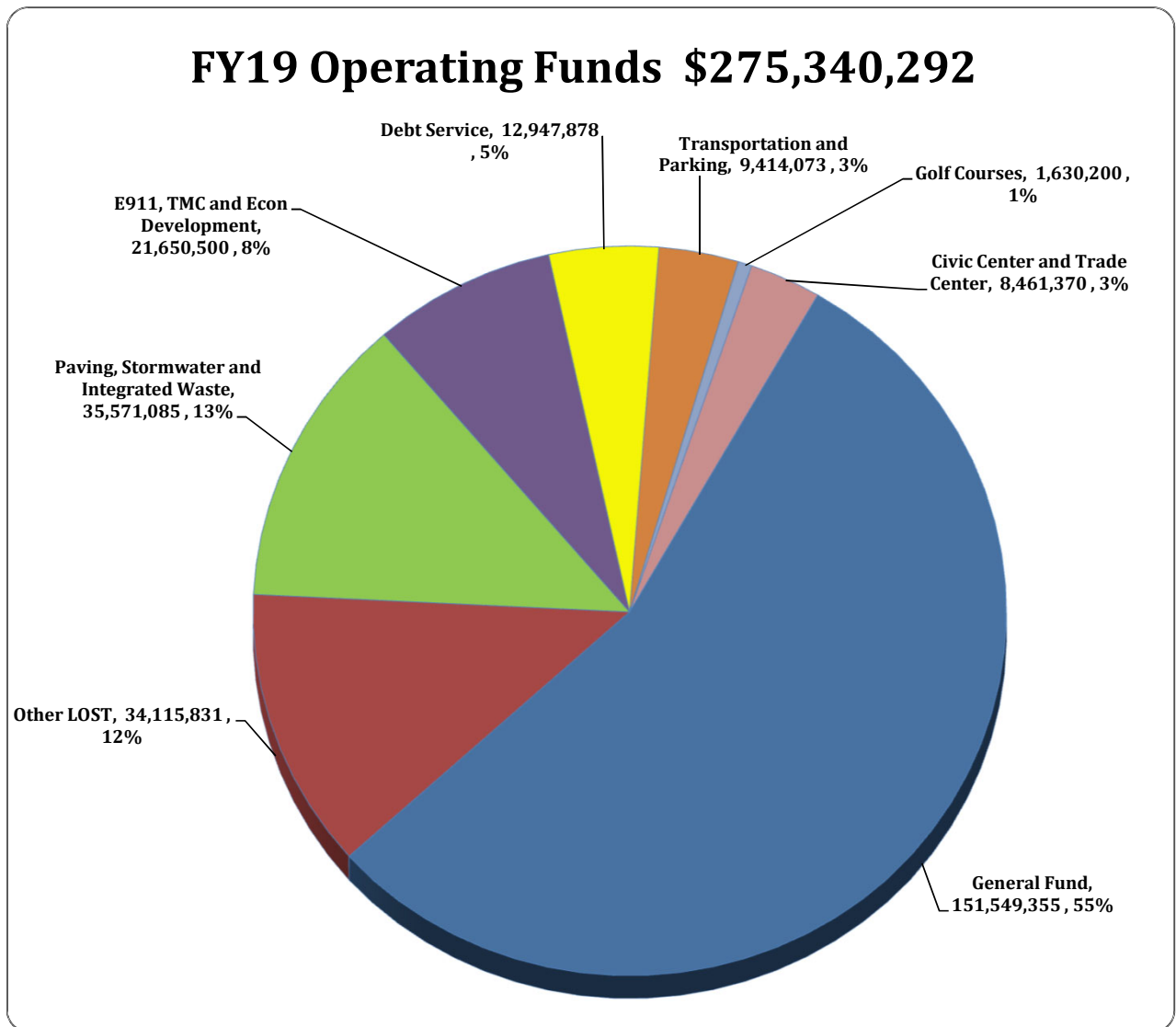
This page intentionally left blank.



## FINANCIAL SUMMARY / OPERATING FUNDS

### The Big Picture

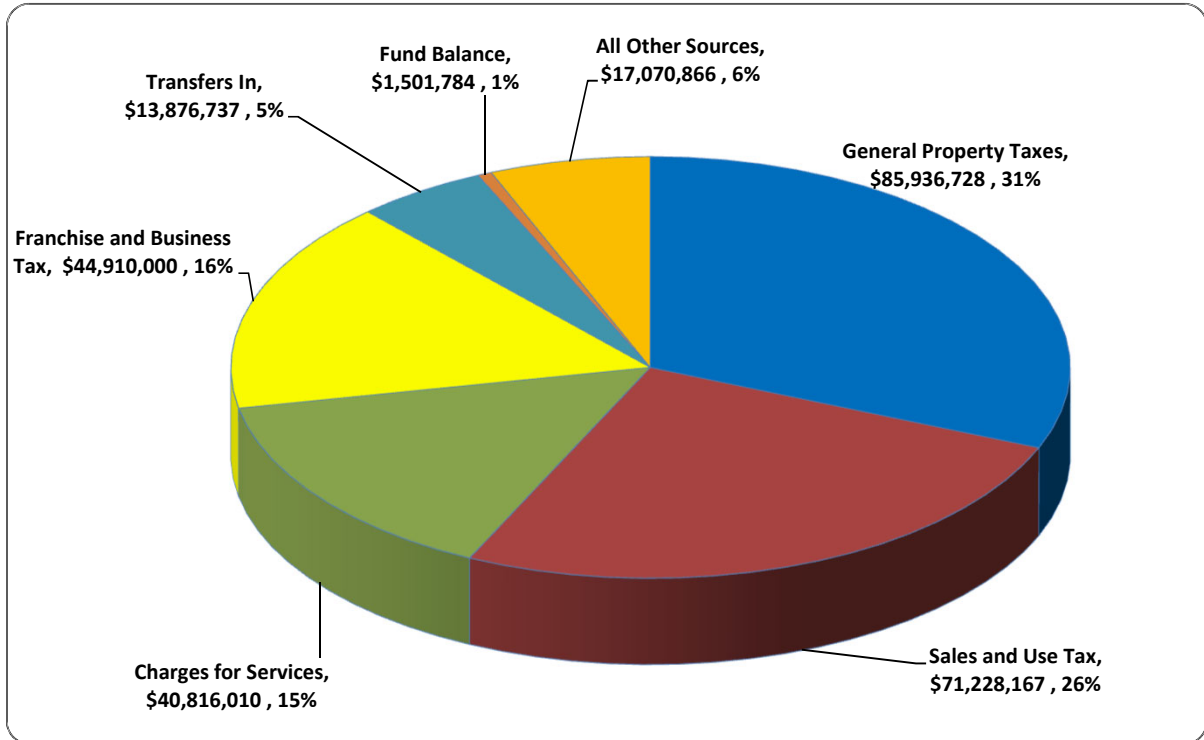
Columbus Consolidated Government operations and services are funded principally through the General Fund, through which the City's primary revenues and expenditures flow. All major departments of the City have apportionments in the General Fund. These are described in detail in Section D. Proceeds from Other Local Option Sales Tax ("OLOST") reside in the LOST Fund. 70% of this fund supports Public Safety while the remainder supports General Government operations and infrastructure. Other operating funds included in this Budget are as follows: Stormwater (Sewer), Paving, and Integrated Waste, which support infrastructure; E-911 (Public Safety); Medical Center (indigent and prisoner healthcare); Economic Development; Transportation (METRA) and Parking Management; Trade Center; Bull Creek and Oxbow Creek Golf Courses; and the Civic Center. Dollar amounts of each fund as projected for FY2019 are shown below:



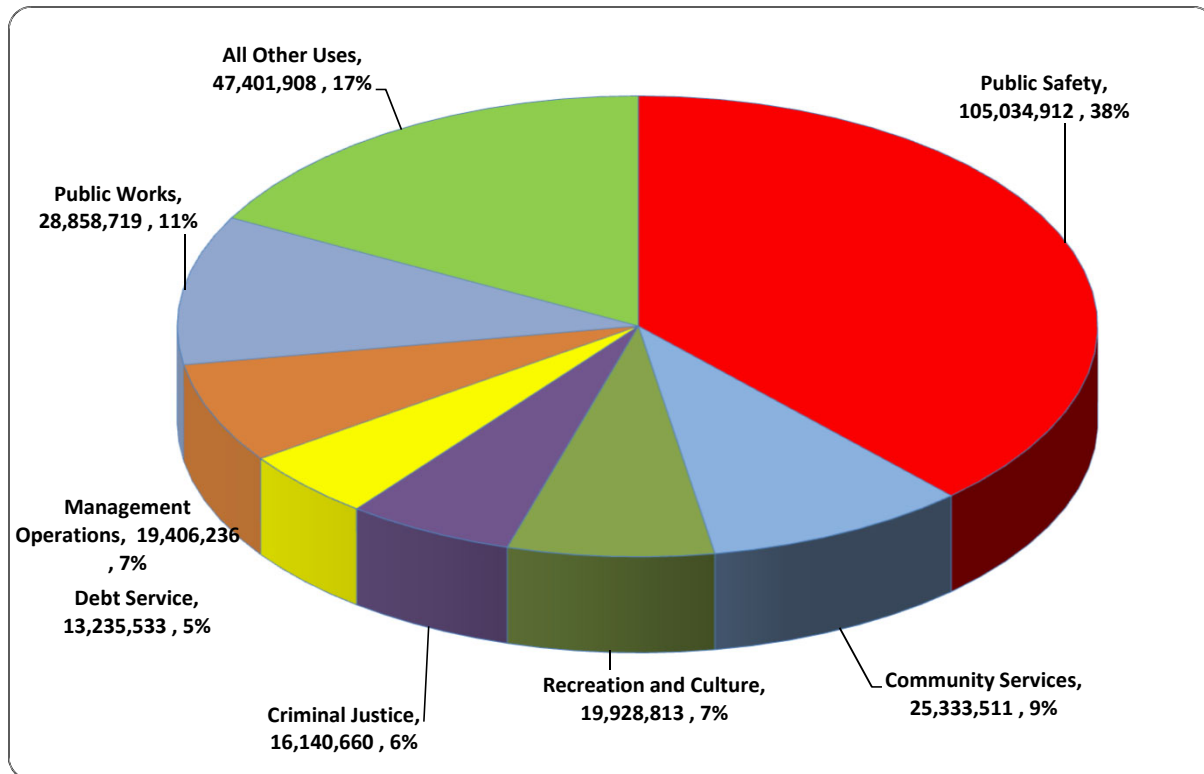
## FINANCIAL SUMMARY / OPERATING FUNDS

### The Big Picture

*Where the money comes from... revenue sources*

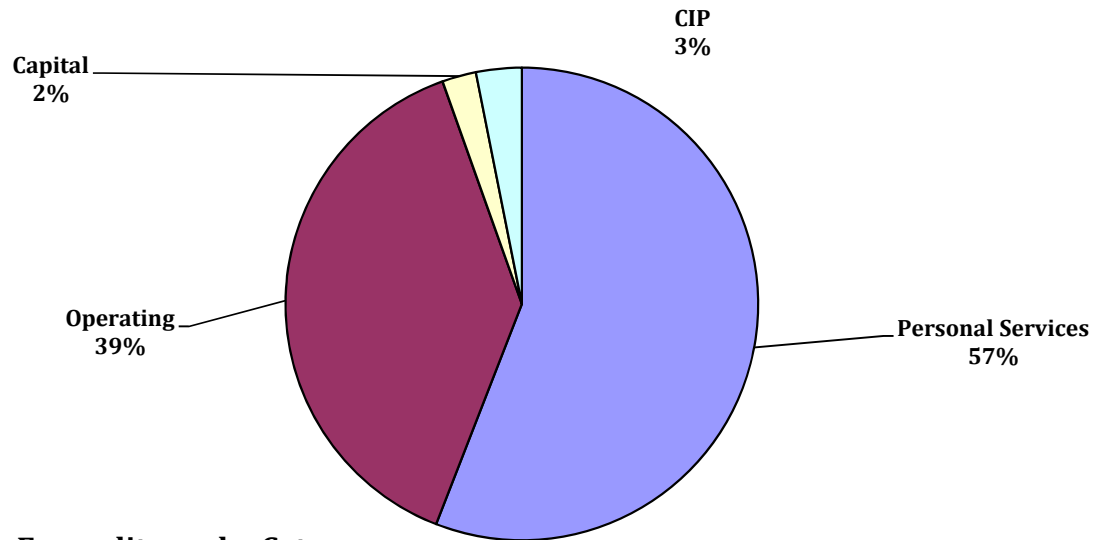


*Where the money goes... expenditures*



## FINANCIAL SUMMARY / OPERATING FUNDS

### The Big Picture



### Operating Expenditures by Category

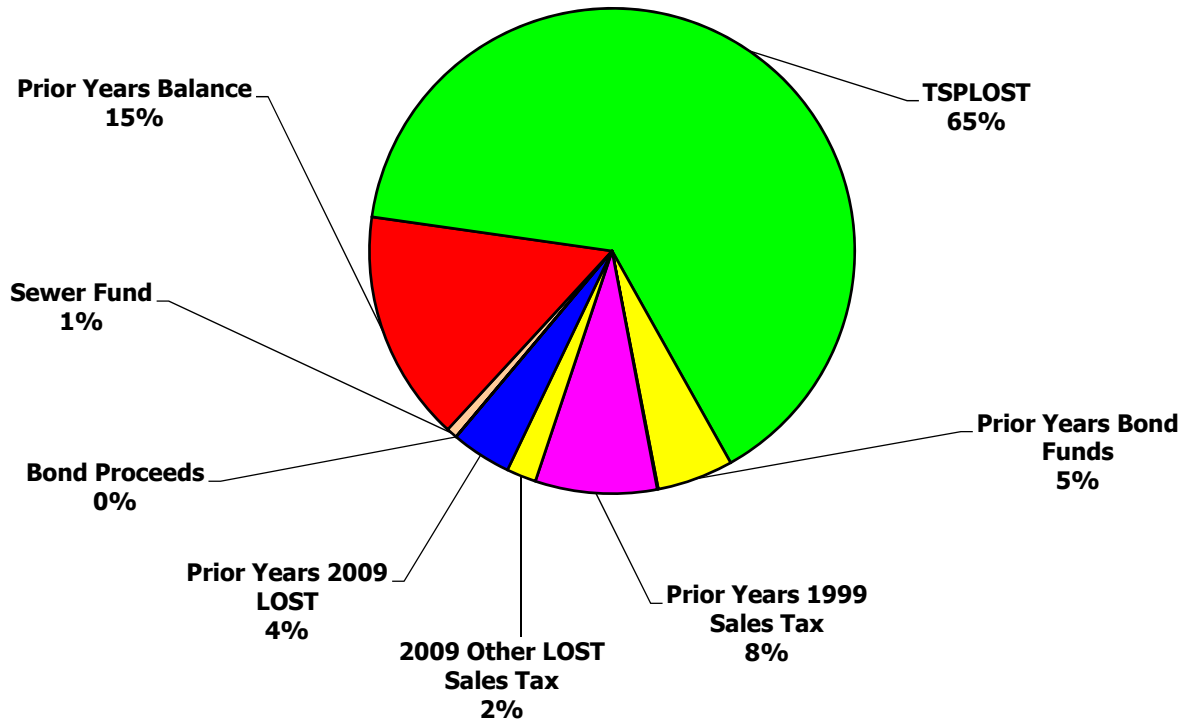
FY19 Expenditures								
Fund	Personal Services	Operating	Capital Outlay	Capital Improvement Projects	Total	Positions FT	Positions PT*	
General	\$ 110,874,130	\$ 40,360,600	\$ 314,625	\$ -	\$ 151,549,355	1,879	81	
Other LOST	16,013,762	12,154,374	1,376,974	4,570,721	34,115,831	187	-	
Stormwater	3,051,469	939,093	696,046	1,145,602	5,832,210	65	-	
Paving	7,881,446	5,635,172	975,787	1,969,470	16,461,875	172	13	
Medical Center	-	15,197,669	-	-	15,197,669	-	-	
Integrated Waste	5,860,079	6,530,921	30,000	856,000	13,277,000	113	-	
E-911	2,514,684	1,505,202	-	-	4,019,886	53	1	
Econ Development	-	2,432,945	-	-	2,432,945	-	-	
Debt Service	-	12,947,878	-	-	12,947,878	-	-	
METRA	4,740,131	2,251,554	2,422,388	-	9,414,073	98	-	
Parking Mgmt	-	-	-	-	-	-	-	
Trade Center	1,438,062	1,373,570	276,595	-	3,088,227	26	8	
Bull Creek	580,390	614,810	55,000	-	1,250,200	10	9	
Oxbow Creek	225,016	154,984	-	-	380,000	5	4	
Civic Center	1,612,113	3,557,887	203,143	-	5,373,143	23	-	
<b>Total Operating Funds</b>	<b>\$ 154,791,282</b>	<b>\$ 105,656,659</b>	<b>\$ 6,350,558</b>	<b>\$ 8,541,793</b>	<b>\$ 275,340,292</b>	<b>2,631</b>	<b>116</b>	
Other Fund*						14	-	
CDBG	294,802	1,760,168	11,500	-	2,066,470	6	1	
WIOA/JTPA	-	3,691,125	-	-	3,691,125	13	-	
Risk Mgmt	2,191,805	2,087,494	-	-	4,279,299	3	6	
Health Mgmt	-	23,847,283	-	-	23,847,283	-	-	
<b>Total Funds</b>	<b>\$ 157,277,889</b>	<b>\$ 137,042,729</b>	<b>\$ 6,362,058</b>	<b>\$ 8,541,793</b>	<b>\$ 309,224,469</b>	<b>2,667</b>	<b>123</b>	

\* Specific Part Time Positions Only- Does not include Seasonal or Temporary Labor



## FINANCIAL SUMMARIES / OPERATING FUNDS

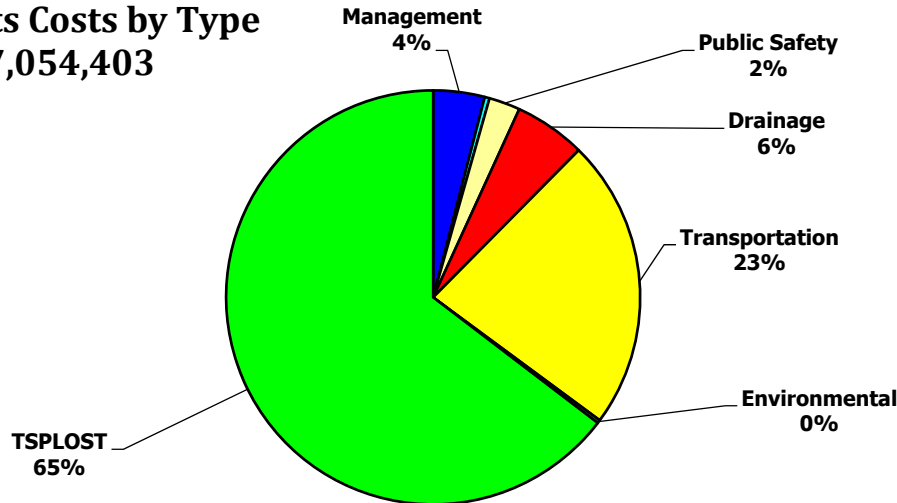
### CIP Financing Sources \$127,054,403



FY19 CIP Financing Sources Overview	
Project Financing Source	Amount from Financing Source
General Fund	\$509,108
Stormwater (Sewer) Fund	\$1,145,602
Paving Fund	\$4,884,898
Integrated Waste	\$856,000
2012 TSPLOST	\$4,950,000
Current Year Bond Proceeds	\$0
Current Year 2009 Other LOST	\$3,717,207
Prior Years' 1999 SPLOST	\$7,023,654
Prior Years' 2009 LOST	\$7,592,949
Prior Years' 2012 TSPLOST	\$78,975,182
Prior Years' Fund Balance	\$13,670,182
Prior Years' Bond Funds	\$3,729,620
<b>Total</b>	<b>\$127,054,403</b>

## FINANCIAL SUMMARIES / OPERATING FUNDS

### CIP Projects Costs by Type \$127,054,403



FY19 CIP Projects Overview		
Project	FY19 Cost	Impact on Operating Budget
Management	\$8,596,501	Slightly positive, with Technology investments expected to improve efficiencies in judicial, administrative, human resources, and financial management areas.
Parks, Recreation, & Leisure	129,839	Neutral to Slightly Positive with investment of a new Pickleball Court near the newly renovated tennis courts at Cooper Creek Park.
Public Safety/ Criminal Justice	1,975,821	Neutral to Slightly Positive with investments in facilities that house inmates.
Drainage	9,165,612	Neutral to Positive-anticipated investment in sewer line and storm water drainage infrastructure reduces reliance on current year operational funds for maintenance, repair and restructure as well as reduced exposure to risk from liability to property damage or injury.
Transportation	22,051,617	Neutral to Positive – anticipated investment in transportation infrastructure, most notably roads, bridges, and corridors, will reduce reliance on the current year operating budget for costs of maintenance and repair.
TSPLOST	83,925,182	Neutral- while the dollar investment in TSPLOST projects is substantial, all of the funding for these specified projects occurs outside of the operating budget in a special funding source (the TSPLOST tax) and therefore provides no impact to the operating budget.
Environmental	1,209,803	Nominal to Slight – There is minimal investment in these projects aside from a small investment in the necessary operating of landfill sites. Minimal benefit comes from the reduced risk of liability due to non-compliance with state and federal mandates regarding landfills.
TOTAL	\$127,054,403	Overall, the CIP projects will have a minimal impact on the City's FY19 Operating Budget based on timing of project completion and the fact that contributions from the current year operating budget are relatively low. Long-term expectations are that with the offsetting positive improvements, the majority of negative impacts will be slight. The CIP total is 16.6% lower than the amount allocated in FY18 is primarily due to prior year allocations being utilized for TSPLOST projects, SPLOST, and Bond funds.

## **FINANCIAL SUMMARY / OPERATING FUNDS**

### **Capital Improvement Projects (Continued)**

Further information on Capital Improvement Projects is located in the Financial Summaries of the Operating Budget and the *FY19 Capital Improvement Program Budget Book*. The impact is discussed for each individual project in the accompanying CIP book; however, we have tried to give an overview of the budget impact for the categories and total budgets. Depreciation expense is not included in this analysis, but needs such as staffing, daily operating costs and maintenance are considered.

### **Trend Analysis**

An important element of the budgetary process is the historical perspective of past operating fund budgets and the changes in revenues and expenditures in those funds over time. The following table shows the adopted budgets for Revenues and Expenditures in the Operating Funds for the past four fiscal years and the budgeted year. As shown below, the FY2019 Operating Budget experienced a modest decline as compared to the prior year.

#### ***Five Year Operating Fund Trend Analysis: Adopted Operating Budgets for the past five fiscal years***

<b><i>Dollars in Thousands (\$000's)</i></b>	<b>FY15</b>	<b>FY16</b>	<b>FY17</b>	<b>FY18</b>	<b>FY19</b>
<b><u>REVENUES</u></b>					
<b>General Property Taxes</b>	81,949	82,450	83,308	83,658	85,937
<b>Franchise/Business/Other</b>	42,261	44,150	44,874	44,737	44,910
<b>Sales and Use Taxes</b>	70,950	73,005	72,658	70,618	71,228
<b>Charges for Services</b>	38,500	37,728	40,033	40,279	40,816
<b>All Other Sources</b>	15,839	15,212	16,297	15,261	17,071
<b>Transfers In</b>	10,013	11,725	12,449	13,132	13,877
<b>Use of Fund Balance</b>	4,134	1,455	394	346	1,502
<b>Total Revenues</b>	<b>263,646</b>	<b>265,725</b>	<b>270,013</b>	<b>268,031</b>	<b>275,341</b>
<b><u>EXPENDITURES</u></b>					
<b>Public Safety</b>	102,490	106,720	105,833	103,661	105,035
<b>Management Operations</b>	17,749	18,245	20,195	19,189	19,406
<b>Public Works/Community Services*</b>	50,916	53,706	52,704	52,413	54,192
<b>Criminal Justice</b>	14,938	15,196	15,225	15,738	16,141
<b>Debt Service</b>	11,497	12,128	13,099	13,773	13,236
<b>Mass Transit</b>	6,502	6,577	7,535	7,578	9,209
<b>Recreation and Culture</b>	20,706	19,942	20,609	19,589	19,929
<b>Non Categorical and Other</b>	34,114	29,937	29,132	29,434	29,651
<b>Transfers Out</b>	-	-	-	-	-
<b>Capital Improvements</b>	4,734	3,274	5,681	6,655	8,542
<b>Total Expenditures</b>	<b>263,646</b>	<b>265,725</b>	<b>270,013</b>	<b>268,031</b>	<b>275,341</b>
<b>Percentage Growth</b>	<b>(0.1)%</b>	<b>0.8%</b>	<b>1.6%</b>	<b>-0.7%</b>	<b>2.0%</b>

*\*Community Services includes the Medical Center contract for indigent and prisoner/inmate medical care*



# **FINANCIAL SUMMARY / OPERATING FUNDS**

## **Projections**

Short and long term forecasts are an integral part of the City's budgeting process. The Financial Planning Staff prepares both short (1-3 year) and long (5 year) term projections each year as part of the budgeting cycle process. The short and long term forecasts which the Financial Planning staff prepares, and then continually refines, provide the basis for the Operating Funds Budgets included in this Budget Book.

The foundation for projected revenues is based on an analysis of several factors including: historical trends in revenues collected for the current and prior years; changes in statutory or regulatory rules which may impact revenues, such as the changes the State of Georgia has made to the Title Ad Valorem Sales Tax; and changes in the City's population which may be anticipated from demographic or environmental changes, such as those which have occurred from time to time at Ft. Benning, which is a major employer of both military and civilian citizens, or with new investment in our area by companies like Kia, which has major manufacturing facilities in nearby West Point. Financial Planning closely monitors the accuracy of its revenue forecasts throughout the fiscal year and may make recommendations for adjustments to the Operating Budget should actual revenues prove to be materially different from those forecasted.

Our forecasts also provide the basis for our expenditures and capital investment plans which are included in the Operating Budget. Expenditure forecasts are based largely on both historical actual expenditures and the financial resource constraints for the City at large. Capital expenditures are forecasted based on the specific needs of each division, again within the financial resource constraints that exist within the framework of the City as a whole. Our budget book, and therefore this analysis, includes the City's operating funds and 4 additional funds: CDBG, WIOA, Risk Management and Employee Insurance Funds. The Budget Book differs from the Consolidated Annual Financial Report ("CAFR"), which includes all funds.

## **Midyear Adjustments**

The Operating Budget is a point-in-time reflection of what is actually a fluid, continually adaptive process throughout the fiscal year. This Budget Book contains the *Adopted* Budget, which has been adopted by the Council as its Adopted Budget. Because it is prepared well in advance of the completion of the prior year's financial audits, and because there are often circumstances which cause need for making mid-year adjustments to the original plan, the Finance Director may recommend changes to the Operating Budget at a mid-year point. These are an ordinary part of the municipal budgeting process and reflect the City's capacity to monitor its resources relative to its budget and to make adjustments where prudent.

## **Use of Fund Balance**

During the past several fiscal cycles, the City has given considerable attention and effort to curbing its reliance on the use of fund balance in the General Fund in order to meet its obligations. Because there has been little growth in revenues, for reasons both macro- and micro-economical, the City has been forced to reduce its spending in a number of areas in order to lower its use of fund balance. For the FY2019 budget, the City experienced across the board savings from employee benefit plan reforms adopted in prior budget years. The savings realized allowed the City to reduce its need for fund balance in its Operating Funds as compared to prior year. The reduced dependence on fund balance stemmed from systemic changes to certain obligations such as pension plans and healthcare plans, continued lack of capital investment, continued deferred maintenance in some areas, reduced workforce through attrition and existing vacancies, and lower indirect operating budgets (such as those for supplies, education and training, and travel).

Dependence on the use of fund balance is expected to continue to decline in future budget cycles for the following key reasons:

- The adoption of health care reform measures in its self-funded healthcare plan, which is expected to systemically lower the city's healthcare related costs for its employees. These included changes to deductibles, co-pays, out-of-pocket maximums, employee premiums, the continuation of spousal exclusion for working spouses with available coverage at their own employer, and pharmaceutical benefit plan design changes.

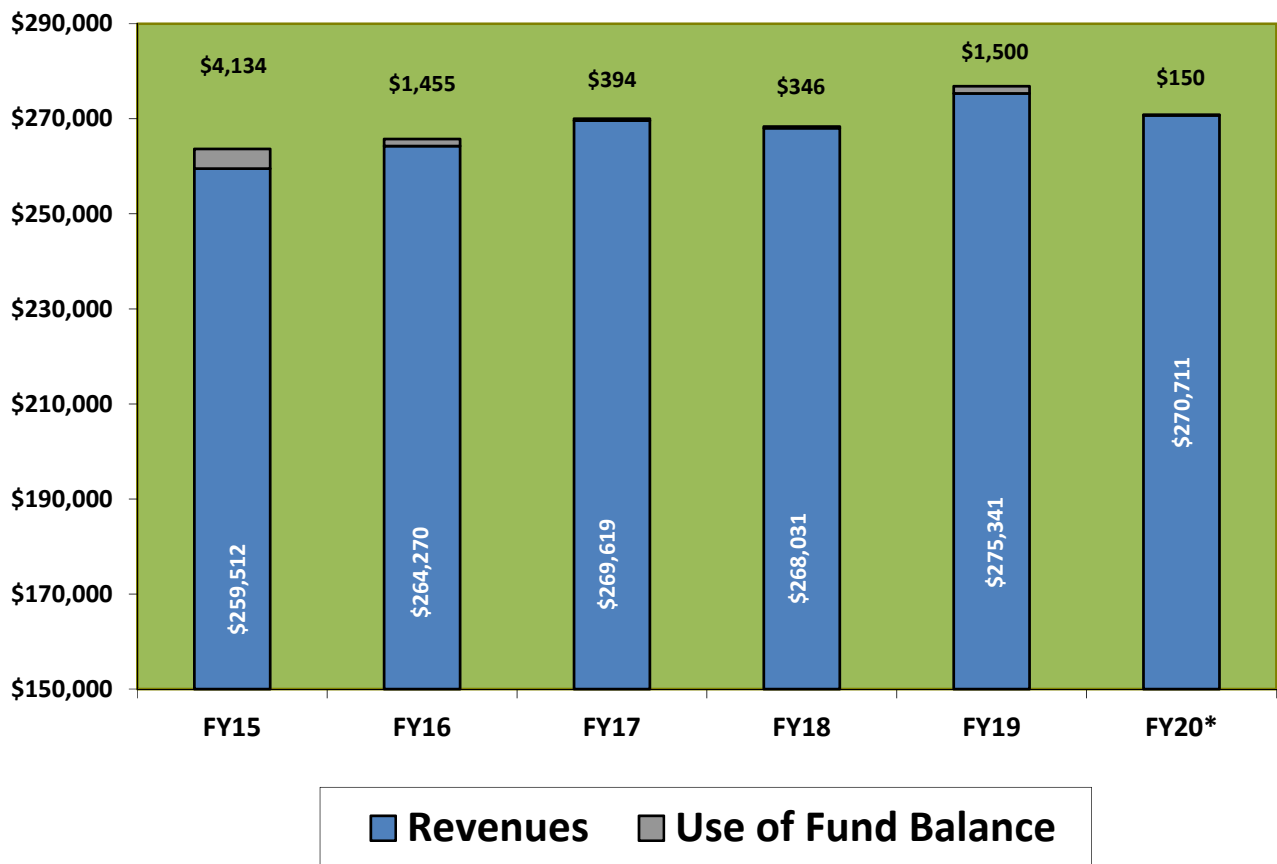
## **FINANCIAL SUMMARY / OPERATING FUNDS**

- Plans were implemented and/or continued for reduced support for component units and affiliates. For one such entity, self-sufficiency is expected in FY2019 as planned from prior year budget cycles.
- The city's contract with the Medical Center Hospital Authority, which provides for healthcare services to the city's indigent population as well as its inmate population, has been revised under mutual agreement with the Authority to reduce the amount of annual cash payment and to provide for future refunds in the event that costs are less than payments.

The following graph depicts the City's use of fund balance during the past five fiscal years (as planned for in annual Adopted Operating Budgets):

### ***Budgeted Revenues and Use of Fund Balance, FY15-FY20***

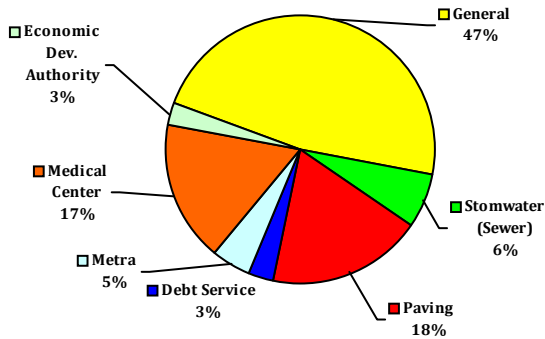
*Dollars in Thousands (000s)*



\* FY20 estimate based on anticipated reductions to use of fund balance with steady revenues from all other sources

# FINANCIAL SUMMARIES / OPERATING FUNDS: REVENUES

Ad Valorem Tax Distribution Among Funds



**Revenue Sources Total: \$275,340,292**

**General Property Taxes: \$85,936,728 31.2%**

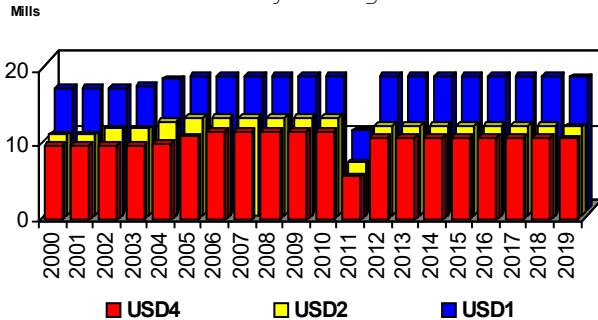
For FY19, General Property taxes are budgeted to increase by about 2.7% over FY18. General Property Taxes are Ad Valorem taxes, penalties and interest on real and personal property, motor vehicles, mobile homes, intangible taxes, and all penalties, interest and FIFAs related to these taxes. They are projected based on estimated growth of the state approved tax digest at millage rates ordained by Council. The current trend reflects a modest increase in Ad Valorem taxes based on the natural growth of the digest. Projected Ad Valorem taxes are based on assumption of a 97% collection rate and the projected growth of the digest. The 97% collection rate assumption also applies to the Medical Center fund. Prior to FY15, the Medical Center fund was the one exception to the 97% collection rate assumption as contractually The Medical Center Hospital Authority received 3.00 mills regardless of actual tax collections. The *Ad Valorem Tax Distribution among Funds* Chart, on the top left, shows the distribution of Ad Valorem taxes among the applicable operating funds.

## History of CCG's Millage

As reflected in the History of Millage chart (below), the millage rate remained relatively consistent from FY00 to FY03 and remained unchanged from FY05 to FY10. FY11 was affected by the Other LOST rollback, but the millage rate returned to normal in FY12. There were small increases to the General Fund, the Paving and Debt Service Funds in FY04 and FY05. The Columbus Charter stipulates a 9-mill cap on "ordinary current expenses" which is the total of net general and urban millage and the transportation millage. The remaining millage includes the medical center, debt service, paving, sewer, and economic development authority fund. The current millage rates are listed in the Millage Table in the City Manager's message.

During FY13, the Debt Service portion of the millage was reduced by 0.16 mills due to bond defeasance and other debt restructure. City Council opted to increase the mills for Economic Development funding accordingly by 0.25 mills in FY15, the proceeds of which will be added to the Economic Development reserve. The net result was no change to the overall millage rate.

History of Millage



The Economic Development Fund was established in FY03 and is funded by a 0.50 millage when and as approved by City Council. Each fiscal year during budget deliberations, Council decides whether to continue to appropriate monies for the Economic Development fund. As noted in the *History of CCG's Millage* (left), during FY15 an additional 0.25 mills is being set aside as a reserve for Economic Development, subject to Council's discretion and approval.

## Property Tax Primer

*Ad Valorem or Property Tax is a large source of revenue for CCG. The basis of the taxation is the Fair Market Value (FMV) of the property established as of January 1 of each year. The tax is levied on the assessed value of the property, which by GA state law is 40% of FMV. The amount of tax is determined by the tax rate (millage) levied by City Council. A mill is equal to \$1 for each \$1,000 of assessed value.*

In addition to general economic trends and conditions, CCG faces the added challenge in our property tax structure is the property tax freeze, which freezes the FMV valuation of a property at purchase.



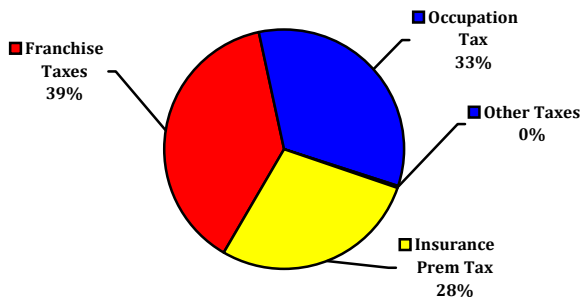
## FINANCIAL SUMMARIES / OPERATING FUNDS: REVENUES

### Franchise (Utility), Business and Other Taxes:

**\$44,910,000** **16.3%**

In FY19, Franchise and Business Taxes are projected to increase approximately 0.39% as compared to FY18. These revenues are sensitive to economic conditions and are projected based on historical trends and expected economic strengths or weaknesses. Trends for franchise taxes have been showing slight decreases. Business Taxes include Occupation Taxes, which are based on the gross income of certain businesses, and Insurance Premium Taxes. These taxes are also expected to generate modest increases in FY19.

**Franchise, Business and Other Taxes**

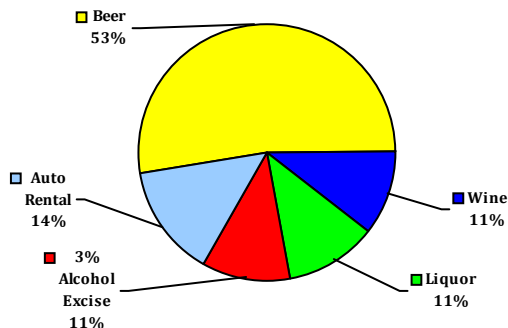


See the Franchise, Business, and Other Taxes pie chart (above) for a breakdown of this category.

### Sales and Use Taxes:

**\$71,228,167** **25.9%**

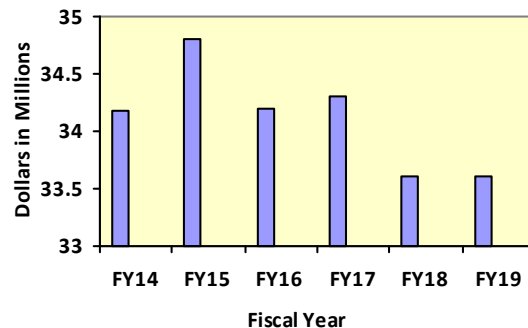
**Selective Sales and Use Taxes**



The FY19 budget includes a projected increase in Sales and Use Tax of about 0.86% from FY18. This projected increase continues an upward and downward trend which is a result of macro-economic conditions. A Local Option 1¢ Sales Tax is levied to keep the ad valorem tax as low as possible.

The taxes are projected based on economic indicators (employment rate, consumer confidence, etc.) and estimated growth in sales. The State of Georgia limits local jurisdictions to one cent (1¢) for general purposes. The trend of growth of sales tax has leveled off. It has cycled up and down in recent years, but is anticipated to increase modestly over the coming years. The *Local Option Sales Tax* Chart reflects the trend in Sales Tax.

**General Fund Local Option Sales Taxes**



Also included in this category are use taxes. Use taxes include taxes on various rentals, advertising, and merchandising charges, as well as taxes on Beer, Wine, Liquor, and a 3% Alcohol Excise tax. This revenue is projected based on current indicators and tax rates set by Council. A modest increase was projected for this fiscal year. This subcategory reflects less sensitivity to economic conditions.

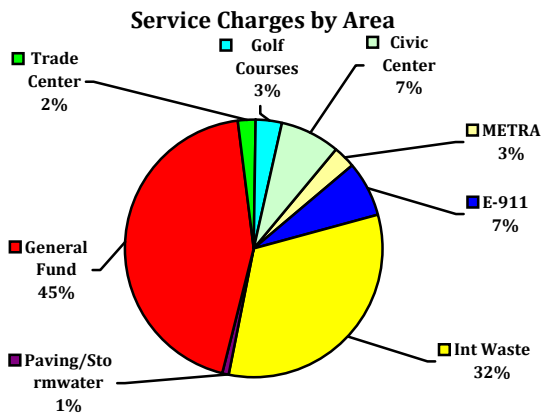
### Charges for Service:

**\$40,816,010** **14.8%**

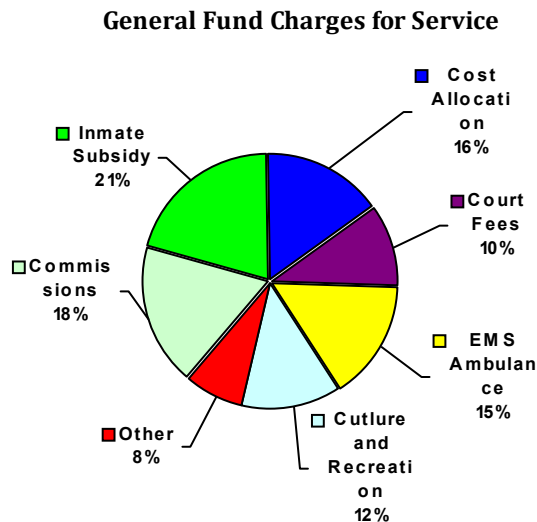
For FY19, an increase in Charges for Services of 1.3% from FY18 has been projected, primarily due to expected increase in user fees collected by our cultural and recreation based facilities as well as court fees collected. Service Charges include collections for government services, such as solid waste management fees, fees for use of public recreational facilities, emergency medical service fees and fees for the operation of the E-911 system and the city pound. Also included in this category are court fees and commissions. Commissions include the fees collected by the Tax Commissioner as well as the commissions paid on pay telephones. Due primarily to the addition of Title Ad Valorem Tax Fees, commissions were projected remain the same for FY19.

## FINANCIAL SUMMARIES / OPERATING FUNDS: REVENUES

Also in service charges is cost allocation. Established in the FY93 Budget, cost allocation revenues reflect levels of service provided by the general fund central administrative functions (such as accounting, purchasing) to other fund, grant, and authority activities. For FY19, a 1.8% increase in cost allocations was projected.



Projections for Service Charges are based on rates set by Council, historical trends, and economic indicators. An incline in user based fees collected by the City's public cultural and recreation based facilities and decreased court collection fees lead to the projected 1.3% increase in total Charges for Services for FY19. See the *Service Charges by Area* pie chart.



### **Fines and Forfeitures:** **\$4,425,000**

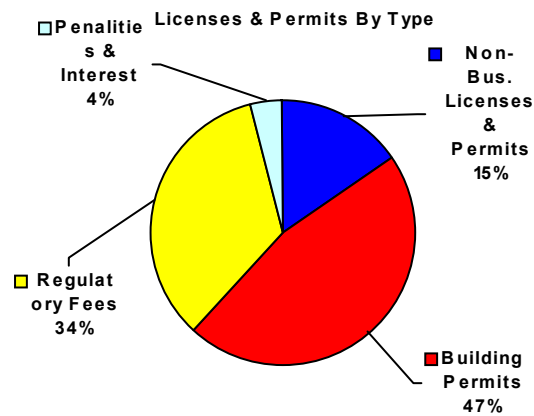
**1.6%**

This category consists primarily of fines and charges imposed by the various courts of Muscogee County. Council sets some of these charges, while others are mandated by State. For FY19, an 1.6% decrease was projected in Fines and Forfeitures due to a trending reduction in court fees collected in superior court, state court, municipal courts, and all other courts to include recorder's court and environmental court.

### **Licenses and Permits:** **\$2,592,000**

**0.9%**

For FY19, License and Permit revenues are expected to slightly decline as compared to prior year. This category is derived from permits, business and professional license fees. Business Licenses include Beer, Wine and Liquor Licenses, Alcohol Application ID Card Permits and Insurance Licenses.



Non-Business Licenses and Permits include permits for pet ownership, zoning petitions and marriage and gun licenses. Regulatory Fees include licenses to sell alcohol and insurance. Building permits make up the largest category. Council sets the fees for these charges. See *Business Licenses & Permits* (above) for a breakdown by type.

Projections are based on historical trend analysis, economic indicators, and anticipated economic growth. Some of these fees and permits that are sensitive to economic conditions are trending upward. Overall, licensing is remaining steady, as well as, fees and permits. Projections have followed these trends.

## **FINANCIAL SUMMARIES / OPERATING FUNDS: REVENUES**

### **Intergovernmental:**

**\$6,212,449**

**2.3%**

This category consists of Federal, State and Local government agency reimbursements for funding of local and statewide programs. Trends show an increase in state and federal funding, which is reflected in projections.

The revenues (and expenditures) for cooperatively funded various Federal, State, and Local grant activities is located in a Multi-Governmental fund.

Additionally, there are two published funds that are listed with the operating funds, but not included in these numbers. The Community Development Block Grant (CDBG) and Workforce Innovation and Opportunity Act (WIOA) are separate grant programs with different budget cycles because of federal regulations. An estimated budget is included in the budget process, and is adjusted by Council in the fall. Details about CDBG and WIOA Funds can be found in the Overview (Section B) and Expenditures by Division (Section D) Sections.

### **Investment Income & Miscellaneous:**

**\$3,841,417**

**1.4%**

This category includes revenue from investment of City reserves. Revenues are based on projected rates of return on invested fund equity. Although rates are expected to continue to be relatively low, the FY19 budget does not presume that there will be material gains or losses in investment value. Investment income is projected at \$702,000 for FY19.

This category also includes rents from City-owned property and sales of land, surplus equipment and various reports and databases. These revenues are projected based on fee schedules and current indicators. In addition, various one-time revenues, not categorized elsewhere, are included in this category. These revenue projections are based on historical trends.

### **Inter-fund Transfers In:**

**\$13,876,737**

**5.0%**

Transfers-in account for the operating inter-fund transfers between the various funds to provide funding assistance and matching funds for Federal and State grants. This category accounts for the transfers of funds allocated to the Capital Improvement Program. The Hotel-Motel tax provides a source of revenue as a transfer in to the Civic Center and the Columbus Convention and Trade Center. For FY19, a 5.7% increase in transfers has been projected, thus presenting a cyclical trend in use of inter-fund transfers as a revenue source.

### **Use of Fund Balance:**

**\$1,501,784**

**0.5%**

Fund balance usage is calculated based on the anticipated fund balance at fiscal year end after revenues and expenditures have been accounted for. To balance the Trade Center Fund, a planned use of fund balance has been programmed to cover expenditures in this fund. In the General, Metra, and Trade Center Funds, it is expected that **\$945,095, \$449,164, \$61,298, and \$46,227** respectively will be needed from fund balances to cover the shortfall between revenues and expenditures. Operating Funds' total Use of Fund Balance is **\$1,501,784**. See *FY19 Summary of Revenues, Expenditures, & Change in Fund Balance* for details.



# FINANCIAL SUMMARIES / OPERATING FUNDS: EXPENDITURES

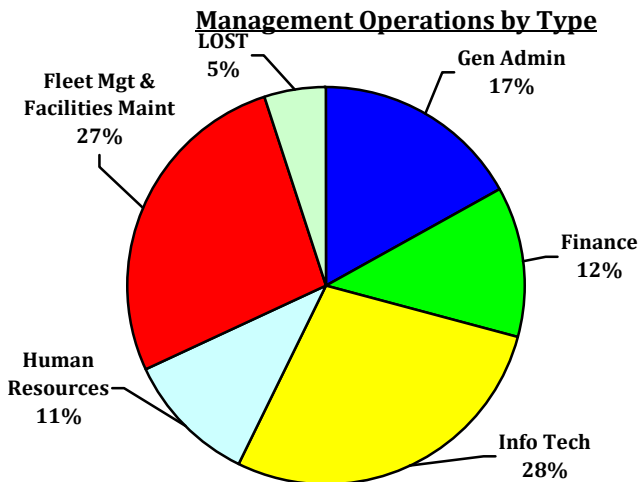
**Expenditures Total:** **\$275,340,292**

**Management Operations:**  
**\$ 19,406,236** **7.0%**

Activities and management needed to administer the daily operations of the Consolidated Government.

These activities are distributed through such offices as the City Manager, Human Resources, Information Technology, Finance, Facilities Maintenance, and Fleet Maintenance. These offices provide support for line operations in their efforts to provide quality services to the citizens of the community.

Management Operations expenditures are budgeted at 1.1% higher than in FY18. See *Management Operations by Type* below for expenditure breakdown of support offices.



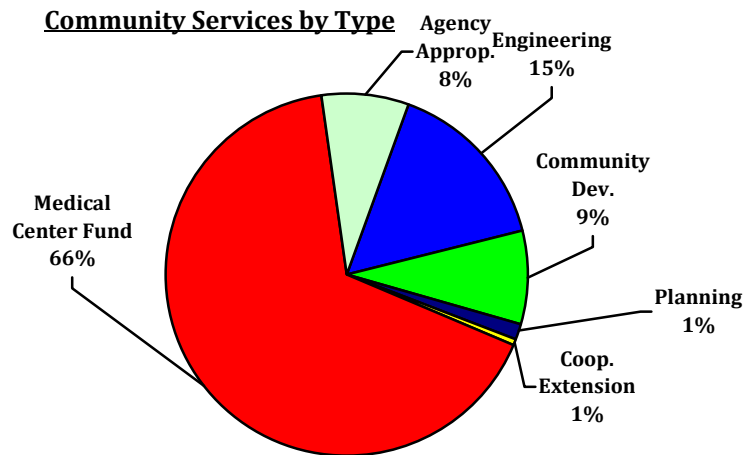
**Community Services:**  
**\$ 25,333,511** **9.2%**

Community Services includes services that affect all citizens indirectly through the coordination of construction and development activities to ensure safety and a better quality of life. These services are distributed through such offices as Engineering, Inspections and Codes, Planning, and the Cooperative Extension division, which is operated in cooperation with the University System of Georgia. Funds for other services are provided to various organizations in the community by Council approval through agency appropriations. Community Services expenditures are budgeted 9.3% lower than the

budget for FY18. See the Chart of *Community Services by Type* below for breakdown by Department.

In addition, the City's Medical Center appropriations are budgeted at a value of three (3) mills to reimburse the Medical Center for indigent care. These are accounted for in the Medical Center Fund.

Although CDBG funds are not reflected in the General Fund's expenses, the City's Department of Community Reinvestment administers the CDBG (Community Development Block Grant) Program.



**Public Works:**  
**\$ 28,858,719** **10.5%**

This category includes the divisions involved in delivering and administering essential services such as solid waste collection, recycling, public cemeteries, and open and inert landfill operations and maintenance. Certain paving and sewer maintenance such as ditch cleaning, road patching, etc. is managed by this function. Environmental activities are coordinated through divisions grouped here.

Public Works expenditures are budgeted to be 6% higher in FY19 than budgeted for FY18.

# FINANCIAL SUMMARIES / OPERATING FUNDS: EXPENDITURES

## Statutory Boards & Commissions:

**\$4,114,136**

**1.5%**

This area provides miscellaneous services to the community. The Board of Elections and Registrations maintains the official eligible voters file and conducts elections in Muscogee County. The Tax Commissioner's Office and the Board of Tax Assessors appraise property and collect due taxes in the county. The operations of the Coroner are included here. Expenditures in this category are budgeted at 5.4% higher than in FY18.

## Recreation & Culture:

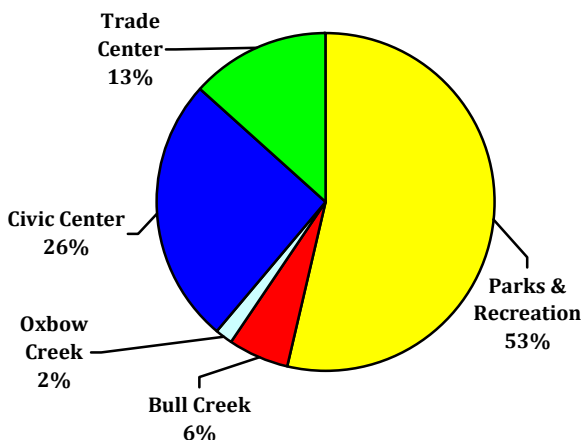
**\$19,928,813**

**7.2%**

Recreation and cultural activities are provided almost exclusively through the Department of Parks and Recreation. The Parks and Recreation department provides outdoor activities, youth and senior programs, while operating the city's major arena facilities (Golden Park, Memorial Stadium). This category also includes Bull Creek Golf Course, Columbus Ironworks Convention and Trade Center and the Columbus Civic Center. Expenditures for Recreation and Culture are budgeted at 1.7% higher than for FY18. Cost increases will be due to operational changes implemented during the current budget cycle.

See *Recreation & Culture* Chart below.

### Recreation & Culture



## Public Safety:

**\$105,034,912**

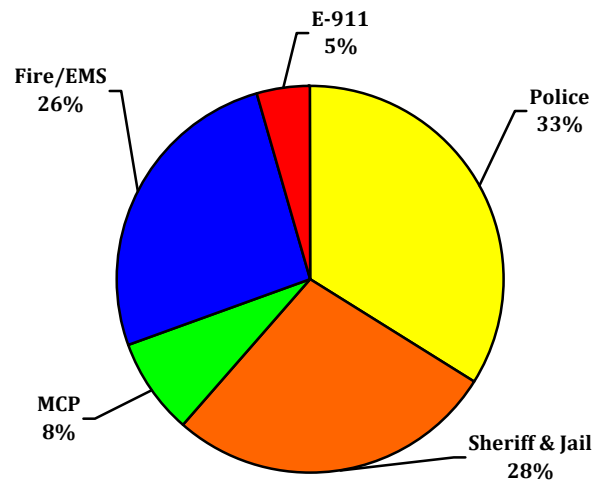
**38.1%**

Public Safety encompasses those departments and divisions actively involved in the direct protection or support of protection of Columbus' citizens and visitors. In addition to Police, Fire & Emergency Medical Services, and Emergency Management, the operations of the Sheriff's office, the county jail, and Muscogee County Prison incorporated.

Public Safety expenditures are budgeted 1.2% higher than the FY18 budget. For FY19, the Adopted budget includes Public Safety related capital purchases of \$1,765,368.

See *Public Safety Appropriations by Agency* below for breakdown of budget proportions.

### Public Safety Appropriations by Agency



## Criminal Justice:

**\$16,140,660**

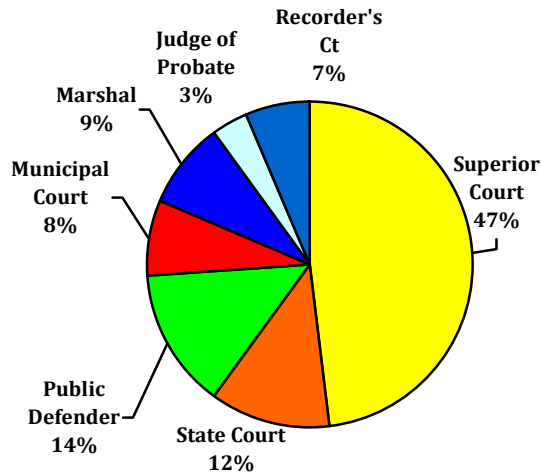
**5.9%**

The Criminal Justice system operated by the City consists of all municipal and traditionally county courts. The support functions include probation, legal and clerk's offices. FY19 expenditures for Criminal Justice are 2.6% higher than they were for FY18.

The *Judicial & Statutory* pie chart below shows breakdown by court.

# FINANCIAL SUMMARIES / OPERATING FUNDS: EXPENDITURES

## Judicial & Statutory



## Debt Service: **\$13,235,533**

**4.8%**

The Debt Service Fund accounts for the retirement of general obligation bond issues, Columbus Building Authority lease contracts, certain leasing obligations associated with vehicle purchases for Integrated Waste, and the Water Commission revolving loan contract.

## Overview and Debt Financing Principles

All local governments must determine how capital projects will be financed. It is the policy of the Columbus Consolidated Government (CCG) to use debt sparingly to retain the capacity to issue additional debt if the need arises. Currently, CCG is well below the 20% level that is considered by the credit industry to be a danger signal. In addition, CCG is well below the legal debt ceiling for general obligation debt (detailed in the box below).

The Columbus Consolidated Government maintains two debt service funds - Debt Service Fund and Sales Tax Proceeds Account Fund. These Funds are used to service debt from four sources: General Obligation Debt, Columbus Building Authority contractual debt, the Board of Water Commissioners revolving loan contract, and lease purchase programs with the Georgia Municipal Association. Proceeds of a dedicated property tax provide the primary source of revenue for the Debt Service Fund. See Debt Service Fund Overview and Debt Service Fund Expenditures for more information.

## Debt Margin

The Columbus Consolidated Government remains well below the debt ceiling of 10% of assessed value of taxable property established by the State of Georgia's constitution. Information regarding the legal debt limit for CCG is listed below.

## Debt Service: Principal & Interest

In 2010, the Columbus Building Authority issued Series A, B, and C bonds in amounts of

### Computation of Legal Debt Margin For Fiscal Year Ending June 30, 2017

Assessed value of taxable property*	\$ 6,340,643,764
Debt Limit: 10% of assessed value	634,064
Less: Amount of debt applicable to debt limit	0
<b>Legal Debt Margin Available</b>	<b>\$634,064,376</b>

\*Based on 2018 State Approved Gross Digest as of 09/14/17.

\$21,560,544 (A), \$72,320,000 (B), and \$2,090,000 (C) respectively. In 2012, the Columbus Building Authority issued Series A and B bonds in amounts of \$29,825,000 (A) and \$14,005,000 (B) respectively. For FY19, the total amount of payments for principal on all bonds outstanding will be **\$4,557,464** and the total amount of payments for all interest will be **\$5,420,491**. Included in these amounts are payments that are made for bonds issued on behalf of Trade Center and Oxbow Creek Golf Course.

## Debt Service: Other Obligations

The Consolidated Government has directly or indirectly guaranteed the debt issued by the Bull Creek Golf Course Authority, the Columbus Iron Works Convention and Trade Center Authority, the Columbus Airport Commission, and the Hospital Authority of Columbus. However, because the debt is self-supporting, it is generally not considered debt of the CCG. In addition, the annual debt service payments of these issues are not budgeted in debt service funds.

During 2013, Columbus Consolidated Government entered into a master lease agreement with Georgia Municipal Association (GMA). The initial purpose of GMA financing was



## **FINANCIAL SUMMARIES / OPERATING FUNDS: EXPENDITURES**

to purchase rolling stock equipment for Public Works. GMA financing was later utilized to purchase computer equipment and software upgrades as well as leasing emergency vehicles. The total amount of expenditures that will be allowed under the lease agreement in FY18 will be **\$2,969,914** (which includes repayment of principal and interest for one year).

### **Mass Transit:**

**\$9,208,931** **2.8%**

METRA is the City of Columbus' mass transit system of buses with financial assistance provided by the local, State and Federal governments. Mass transit expenditures are budgeted at 21.5% above FY18 expenditures.

In FY00, the Parking Management Fund was added to accommodate the parking garage and downtown parking. It is categorized here because it is managed by METRA.

### **Other Non-Departmental Expense:**

**\$25,547,048** **9.3%**

This category consists of expenditures that are not applicable to a specific department. Examples of the various non-departmental expenses include operating subsidies provided to the Integrated Waste and E911 Funds, contingency funds, and various other non-categorical expenses. Other non-departmental expenditures are budgeted at 6% higher than in FY18.

### **Capital Improvement Projects (CIP):**

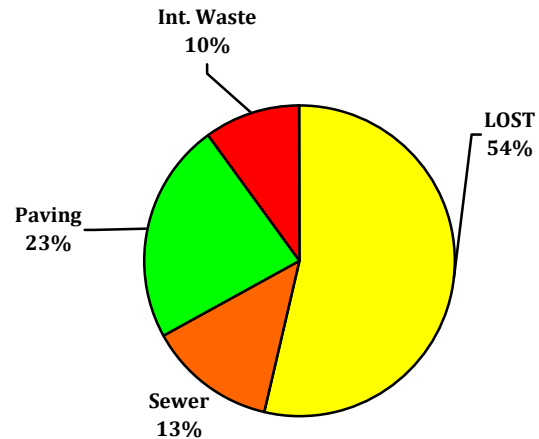
**\$8,541,793** **3.1%**

The capital improvement program has been in operation since 1971 with the City consolidation. Funding comes from a variety of sources including transfers-in from the General, Paving, Sewer, and Integrated Waste Funds; 1999 1¢ Special Purpose Local Option Sales Taxes (1993, 1999), Columbus Building Authority (CBA) – Contractual Debt (2010A, 2010B, and 2010C Series, 2012A and 2012B Series), Capital Lease Agreements with Georgia Municipal Association, and Prior Years Balances. The program has historically been used for infrastructure projects such as road construction, drainage improvements, technology support and advancement, and miscellaneous project fund

reserves. The number listed above includes only the transfers from the General, Sewer, and Paving funds into CIP projects. Additional funding includes the Integrated Waste Fund, 1999 Sales Tax and Prior Year's funding.

The General Fund support is funded from property, utility, sales and other taxes, as well as other miscellaneous revenues. Integrated Waste support is based on service charges from residential and commercial waste.

**CIP Allocations**



The City's share of Road Projects is funded wholly from the Paving Fund. The road projects are treated as a transfer-out to the CIP Fund where it is matched with a greater share of State dollars. Drainage projects are located in the Sewer fund and located here due to the length of the projects and expense. Integrated Waste Management was added in 1994 to account for capital projects related to the construction, expansion or closing of landfills. The balance of projects, recreation and sidewalks, are financed with equally distributed revenues and constructed as SPLOST cash flow allows. The total financing for a given project may be available at one time, while the project may take multiple fiscal years for completion. At the end of the fiscal year, the total financing sources are earmarked and recorded for that project and the balance is carried forward to the next fiscal year.

Capital Improvement Project's budgets may include any of the following basic costs that are commonly associated with a capital improvement project: the renovation or

## **FINANCIAL SUMMARIES / OPERATING FUNDS: EXPENDITURES**

expansion of existing facilities; an initial feasibility study for infrastructure and/or new facilities; site improvement and/or development and land acquisition; construction of infrastructure and/or a new facility; related management and/or administrative costs; and equipment and furnishings associated with the project. The capital projects are grouped by service type:

**Management:** The Management service type includes projects impacting the general function and management of the Consolidated Government. The projects may also include land acquisition and development, facilities and infrastructure construction and renovation not directly associated with any of the other service classification. Typically, these projects are funded with contributions to the CIP from the operating funds.

**Parks, Recreation & Leisure:** This type of project includes all costs associated with land acquisition, park development, facilities construction and renovation of gymnasiums, museums, recreation centers, marinas, tennis courts, fields and other facilities and infrastructure that are associated with recreational and leisure activities. These projects are primarily financed by the SPLOST, but also receive funding from the General Fund, grants and private contributions.

**Public Safety / Criminal Justice:** All projects related to the delivery of Courts, Police, Fire, Sheriff, Marshal, Emergency Medical and Correction services are recorded in this section. These projects are typically funded by the General Fund, but may be financed through debt and other sources.

**Drainage:** The projects classified as drainage are primarily concerned with storm water control, flood prevention, erosion control and soil conservation, sewer construction and renovation, open ditch and stream bank stabilization; and detention/retention pond improvements.

**Transportation:** Projects may be land and right-of-way acquisition, traffic signalization, roads,

sidewalks, and path or trail construction. Road projects are primarily funded through contributions from the Paving Fund; however, other financing sources may include SPLOST or bond issues.

**Environmental:** This category primarily encompasses projects associated with the landfills. Other projects may include urban reforestation, streetscapes and gateway projects. Detailed information of the financing, expenditures, and project description for the various projects is located in the *FY19 Capital Improvement Program Budget Book*.

### **CIP impacts on the Operating Budget**

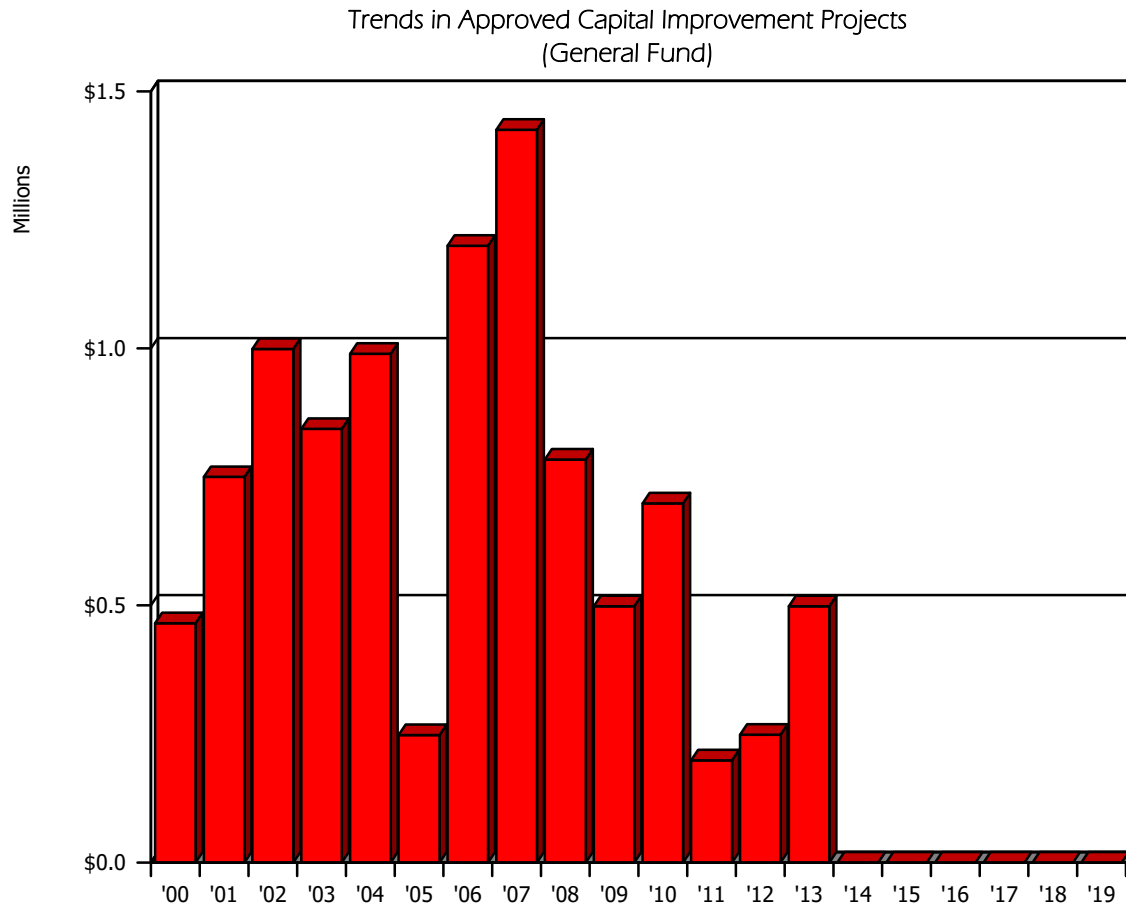
Due to the lack of funding over the past few years, we have been unable to meet the demand financially for many worthy projects. Prioritizing has been essential to stretch an already tight dollar as far as possible. This will have implications on future budgets. Currently, funding for our projects is primarily from sources other than operating budgets, so there is minimal impact on the operating budget for this year.

The alternative funding sources are providing funding to many repair and maintenance and infrastructure projects. These projects will reduce the cost of maintenance and repairs to aging infrastructure within the City.

Long term, we are going to see some reduction in operating costs to the City. We are unable to determine at this time if this will be offset by projects we are unable to fund. Although, it is believed future savings will be greater than project costs. Any reduction will allow additional funding to be allocated to other operating costs or projects within the City.

For FY19, the overall budget for Capital Improvements was held to a minimum, continuing the trend of deferred capital investment begun in FY14. As shown below, FY19 saw the sixth year of no budgeting in the General Fund for Capital Improvements.

## FINANCIAL SUMMARIES / OPERATING FUNDS: EXPENDITURES





**FY19 SUMMARY OF REVENUES, EXPENDITURES AND CHANGES IN FUND BALANCE**

<b>OPERATING FUNDS</b>	<b>General Fund</b>	<b>Stormwater Fund</b>	<b>Paving Fund</b>	<b>Medical Center Fund</b>	<b>Integrated Waste Fund*</b>	<b>Emergency Telephone Fund</b>	<b>Economic Development Fund</b>	<b>Debt Service Fund</b>
<b>Fund Numbers</b>	<b>0101, 0102 0109</b>	<b>0202</b>	<b>0203</b>	<b>0204</b>	<b>0207</b>	<b>0209</b>	<b>0230</b>	<b>0405</b>
<b>Beginning Fund Balance as of 7/01/18 (undesignated, unreserved, &amp; unaudited)</b>	\$ 33,739,728	\$ 3,339,350	\$ 5,857,742	\$ (6,719,728)	\$ (14,196,039)	\$ -	\$ 2,001,178	\$ 5,671,513
<b>REVENUES</b>								
General Property Taxes	40,787,207	5,687,210	15,897,980	14,597,669	-	-	2,432,945	2,543,687
Franchise, Business & Other Taxes	44,910,000	-	-	-	-	-	-	-
Sales & Use Taxes	70,496,667	-	-	-	-	-	-	-
Business Licenses & Permits	2,592,000	-	-	-	-	-	-	-
Fines & Forfeitures	4,425,000	-	-	-	-	-	-	-
Charges for Service	17,960,692	88,000	358,895	-	13,117,000	2,870,000	-	-
Intergovernmental	505,030	7,000	30,000	-	-	-	-	1,409,897
Investment Income	250,000	50,000	175,000	-	160,000	-	-	5,000
Miscellaneous Revenues	719,331	-	-	-	-	-	-	517,443
Transfers-in	1,625,000	-	-	600,000	-	1,149,886	-	8,471,851
<b>Total Revenues</b>	<b>184,270,927</b>	<b>5,832,210</b>	<b>16,461,875</b>	<b>15,197,669</b>	<b>13,277,000</b>	<b>4,019,886</b>	<b>2,432,945</b>	<b>12,947,878</b>
<b>Total Available Resources</b>	<b>218,010,655</b>	<b>9,171,560</b>	<b>22,319,617</b>	<b>8,477,941</b>	<b>(919,039)</b>	<b>4,019,886</b>	<b>4,434,123</b>	<b>18,619,391</b>
<b>EXPENDITURES</b>								
Management Operations	20,926,557	-	-	-	-	-	-	-
Community Services	7,727,646	663,521	1,111,730	15,197,669	-	-	2,432,945	-
Public Services	3,381,370	3,678,426	12,154,807	-	10,004,516	-	-	-
Recreation & Culture	10,644,200	-	-	-	84,953	-	-	-
Public Safety	101,015,026	-	-	-	-	4,019,886	-	-
Criminal Justice	16,140,660	-	-	-	-	-	-	-
Statutory, Boards & Commissions	4,114,136	-	-	-	-	-	-	-
Capital Improvements	750,000	1,145,602	1,969,470	-	856,000	-	-	-
Other Non-Departmental	20,787,071	344,661	1,225,868	-	2,331,531	-	-	-
Debt Service	-	-	-	-	-	-	-	12,947,878
Mass Transit	178,520	-	-	-	-	-	-	-
<b>Total Expenditures</b>	<b>185,665,186</b>	<b>5,832,210</b>	<b>16,461,875</b>	<b>15,197,669</b>	<b>13,277,000</b>	<b>4,019,886</b>	<b>2,432,945</b>	<b>12,947,878</b>
Transfer to Other Funds**	-	-	-	-	-	-	-	-
<b>TOTAL</b>	<b>185,665,186</b>	<b>5,832,210</b>	<b>16,461,875</b>	<b>15,197,669</b>	<b>13,277,000</b>	<b>4,019,886</b>	<b>2,432,945</b>	<b>12,947,878</b>
Projected Ending Fund Balance: 6/30/19	32,345,469	3,339,350	5,857,742	(6,719,728)	(14,196,039)	-	2,001,178	5,671,513
<b>Change in total Fund Balance projected for FY19</b>	<b>\$ 1,394,259</b>	<b>\$ -</b>	<b>\$ -</b>	<b>\$ -</b>	<b>\$ -</b>	<b>\$ -</b>	<b>\$ -</b>	<b>\$ -</b>

NOTE: General Fund Balance includes LOST Fund Balance of \$34,115,831

\*Proprietary (Enterprise) funds - fund equity

\*\*Excluding transfers to the CIP Fund included in the Capital Improvements line.

**FY19 SUMMARY OF REVENUES, EXPENDITURES AND CHANGES IN FUND BALANCE**

<b>OPERATING FUNDS</b>	<b>Transportation Fund*</b>	<b>Parking Management Fund*</b>	<b>Trade Center Fund*</b>	<b>Bull Creek Golf Fund*</b>	<b>Oxbow Creek Golf Fund*</b>	<b>Civic Center Fund*</b>	<b>Total Operating Funds</b>
<b>Fund Numbers</b>	<b>0751</b>	<b>0752</b>	<b>0753</b>	<b>0755</b>	<b>0756</b>	<b>0757</b>	
<b>Beginning Fund Balance as of 7/01/18 (undesignated, unreserved, &amp; unaudited)</b>	<b>\$ (7,263,767)</b>	<b>\$ (3,550,230)</b>	<b>\$ (3,502,589)</b>	<b>\$ (4,894,564)</b>	<b>\$ (1,800,254)</b>	<b>\$ (18,124,074)</b>	<b>\$ (9,441,734)</b>
<b>REVENUES</b>							
General Property Taxes	3,990,030	-	-	-	-	-	85,936,728
Franchise, Business & Other Taxes	-	-	-	-	-	-	44,910,000
Sales & Use Taxes	-	-	731,500	-	-	-	71,228,167
Business Licenses & Permits	-	-	-	-	-	-	2,592,000
Fines & Forfeitures	-	-	-	-	-	-	4,425,000
Charges for Service	1,080,223	-	934,200	1,135,500	230,000	3,041,500	40,816,010
Intergovernmental	4,260,522	-	-	-	-	-	6,212,449
Investment Income	22,000	-	40,000	-	-	-	702,000
Miscellaneous Revenues	-	-	726,300	64,700	-	1,111,643	3,139,417
Transfers-in	-	-	610,000	50,000	150,000	1,220,000	13,876,737
<b>Total Revenues</b>	<b>9,352,775</b>	<b>-</b>	<b>3,042,000</b>	<b>1,250,200</b>	<b>380,000</b>	<b>5,373,143</b>	<b>273,838,508</b>
<b>Total Available Resources</b>	<b>2,089,008</b>	<b>(3,550,230)</b>	<b>(460,589)</b>	<b>(3,644,364)</b>	<b>(1,420,254)</b>	<b>(12,750,931)</b>	<b>264,396,774</b>
<b>EXPENDITURES</b>							
Management Operations	-	-	-	-	-	-	20,926,557
Community Services	-	-	-	-	-	-	27,133,511
Public Services	15,000	-	-	-	-	125,000	29,359,119
Recreation & Culture	-	-	2,623,324	1,176,923	348,349	5,051,064	19,928,813
Public Safety	-	-	-	-	-	-	105,034,912
Criminal Justice	-	-	-	-	-	-	16,140,660
Statutory, Boards & Commissions	-	-	-	-	-	-	4,114,136
Capital Improvements	-	-	-	-	-	-	4,721,072
Other Non-Departmental	368,662	-	177,248	73,277	31,651	197,079	25,537,048
Debt Service	-	-	287,655	-	-	-	13,235,533
Mass Transit	9,030,411	-	-	-	-	-	9,208,931
<b>Total Expenditures</b>	<b>9,414,073</b>	<b>-</b>	<b>3,088,227</b>	<b>1,250,200</b>	<b>380,000</b>	<b>5,373,143</b>	<b>275,340,292</b>
Transfer to Other Funds**	-	-	-	-	-	-	-
<b>TOTAL</b>	<b>9,414,073</b>	<b>-</b>	<b>3,088,227</b>	<b>1,250,200</b>	<b>380,000</b>	<b>5,373,143</b>	<b>275,340,292</b>
Projected Ending Fund Balance: 6/30/18	(7,325,065)	(3,550,230)	(3,548,816)	(4,894,564)	(1,800,254)	(18,124,074)	(10,943,518)
<b>Change in total Fund Balance projected for FY19</b>	<b>\$ 61,298</b>	<b>\$ -</b>	<b>\$ 46,227</b>	<b>\$ -</b>	<b>\$ -</b>	<b>\$ -</b>	<b>\$ 1,501,784</b>

NOTE: General Fund Balance includes LOST Fund Balance of \$34,115,831

\*Proprietary (Enterprise) funds - fund equity

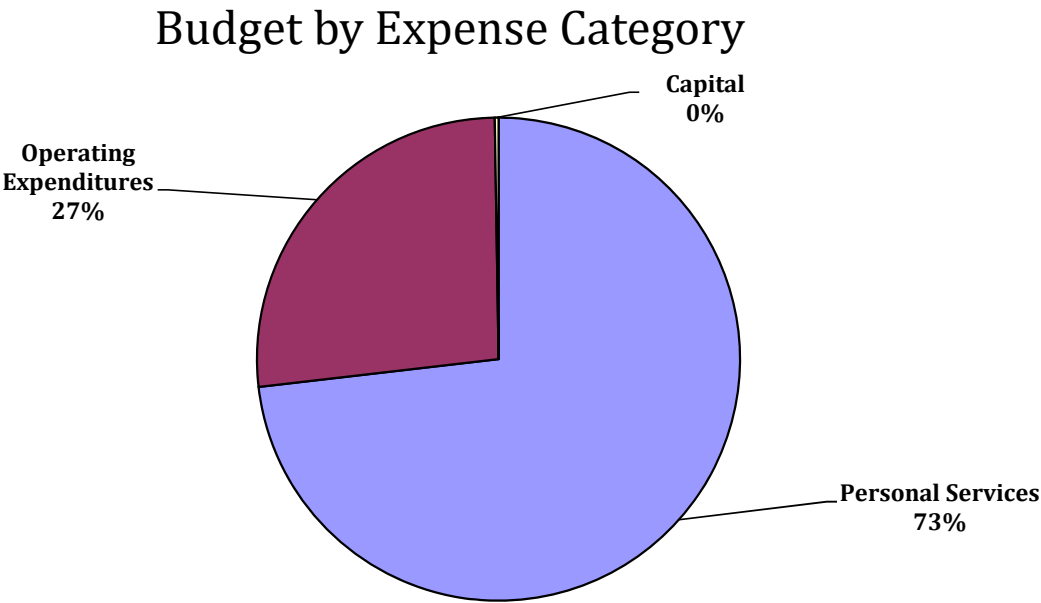
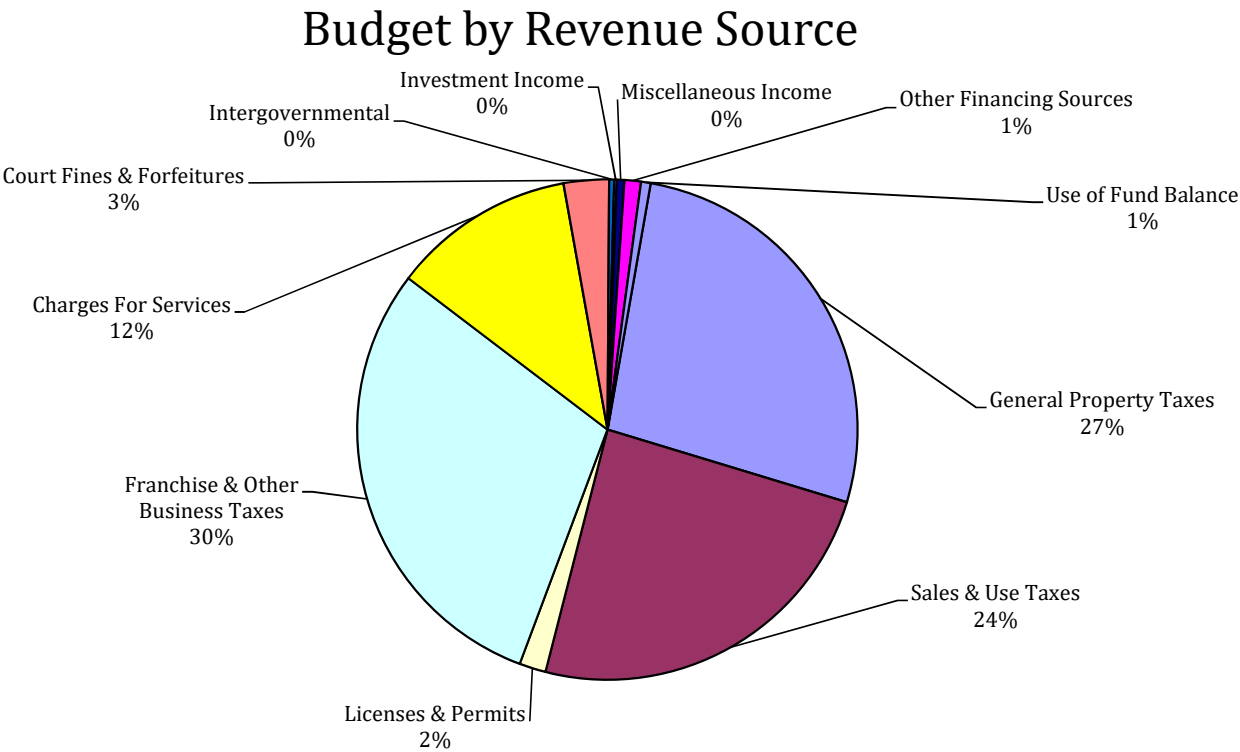
\*\*Excluding transfers to the CIP Fund included in the Capital Improvements line.

General Fund

\$

151,549,355

The General Fund accounts for all financial resources and expenditures that are not accounted for in specific purpose funds. It is the major operating fund of the government. The expenditures incurred are for current day-to-day expenses, operating equipment, and special appropriations





**SCHEDULE OF REVENUES / GENERAL FUND 0101**

		<b>FY16</b>	<b>FY17</b>	<b>FY18</b>	<b>FY19</b>	<b>%</b>
		<b>Actual</b>	<b>Actual</b>	<b>Actual*</b>	<b>Adopted</b>	<b>Change</b>
<b>General Property Taxes</b>						
4001	Real Property	28,710,036	29,083,745	30,625,151	36,679,658	19.77%
4002	Public Utility	33,385	33,822	-	-	N/A
4003	Timber	753	1,167	299	-	-100.00%
4005	Personal Property	5,038,502	5,071,259	5,277,209	-	-100.00%
4006	Motor Vehicle	3,133,143	3,212,995	3,374,576	2,950,549	-12.57%
4007	Mobile Homes	43,156	31,770	34,895	-	-100.00%
4009	Ad Valorem Title Tax	1,274,784	-	-	-	N/A
4010	Alternative Ad Valorem Tax	153,771	86,861	73,094	-	-100.00%
4012	Not on Digest	34,108	8,789	-	-	N/A
4015	Recording Intangibles	652,484	632,781	630,010	625,000	-0.80%
4016	Railroad Equip Taxes	-	-	54,648	-	-100.00%
	<b>Subtotal</b>	<b>\$ 39,074,122</b>	<b>\$ 38,163,189</b>	<b>\$ 40,069,882</b>	<b>\$ 40,255,207</b>	<b>0.46%</b>
<b>Penalties &amp; Interest</b>						
4150	Ad Valorem	655,942	57,078	616,920	450,000	-27.06%
4151	Auto	77,431	47,474	44,397	50,000	12.62%
4153	Breach of Covenant	-	-	-	-	N/A
4154	FIFAs	31,929	21,097	51,827	32,000	-38.26%
	<b>Subtotal</b>	<b>\$ 765,302</b>	<b>\$ 125,649</b>	<b>\$ 713,144</b>	<b>\$ 532,000</b>	<b>-25.40%</b>
<b>Total General Property Taxes</b>		<b>\$ 39,839,424</b>	<b>\$ 38,288,838</b>	<b>\$ 40,783,026</b>	<b>\$ 40,787,207</b>	<b>0.01%</b>
<b>Franchise (Public Utility Taxes)</b>						
4020	Georgia Power	10,632,555	10,049,558	9,437,722	9,000,000	-4.64%
4021	Liberty Utilities/Atmos	1,731,233	1,790,150	1,905,043	1,750,000	-8.14%
4022	BellSouth	402,703	329,191	267,008	275,000	2.99%
4023	Charter Communications	484,241	462,759	459,882	460,000	0.03%
4024	TCI/Mediacom	807,356	781,210	758,017	740,000	-2.38%
4025	Knology/WOW	1,071,241	1,026,247	927,882	1,000,000	7.77%
4026	Diverse Power/Troup	197,636	208,331	207,769	205,000	-1.33%
4027	Flint Electric	94,601	108,515	128,689	130,000	1.02%
4028	Water Works - 6% Sales	3,389,077	3,694,864	3,557,703	3,650,000	2.59%
4029	AT&T Comm Rights	6,226	90,892	12,190	20,000	64.07%
4030	Public Svc Telephone	107	114	108	-	-100.00%
4031	ACN Communication Services- Inc	-	-	-	-	N/A
4032	Telephone Franchise Tax	7,979	204,544	22,401	15,000	-33.04%
4114	American Communication	14,927	18,395	12,030	15,000	24.69%
	<b>Subtotal</b>	<b>\$ 18,839,882</b>	<b>\$ 18,764,770</b>	<b>\$ 17,696,444</b>	<b>\$ 17,260,000</b>	<b>-2.47%</b>
<b>Total Franchise Taxes</b>		<b>\$ 18,839,882</b>	<b>\$ 18,764,770</b>	<b>\$ 17,696,444</b>	<b>\$ 17,260,000</b>	<b>-2.47%</b>
<b>Business Taxes</b>						
4100	Occupational Tax	14,523,677	16,480,094	14,940,806	14,900,000	-0.27%
4110	Insurance Premium Tax	10,979,287	11,892,701	12,663,806	12,600,000	-0.50%
	<b>Subtotal</b>	<b>\$ 25,502,964</b>	<b>\$ 28,372,795</b>	<b>\$ 27,604,612</b>	<b>\$ 27,500,000</b>	<b>-0.38%</b>
<b>Other Taxes</b>						
4140	Other Taxes	63,750	71,603	432,447	150,000	-65.31%
	<b>Subtotal</b>	<b>\$ 63,750</b>	<b>\$ 71,603</b>	<b>\$ 432,447</b>	<b>\$ 150,000</b>	<b>-65.31%</b>
<b>Total Business &amp; Other Taxes</b>		<b>\$ 25,566,714</b>	<b>\$ 28,444,398</b>	<b>\$ 28,037,059</b>	<b>\$ 27,650,000</b>	<b>-1.38%</b>

**SCHEDULE OF REVENUES / GENERAL FUND 0101**

		<b>FY16</b>		<b>FY17</b>		<b>FY18</b>		<b>FY19</b>	<b>%</b>
		<b>Actual</b>		<b>Actual</b>		<b>Actual*</b>		<b>Adopted</b>	<b>Change</b>
<b>General Sales &amp; Use Taxes</b>									
4040	Local Option Sales Tax	34,272,199		33,230,736		34,609,962		33,600,000	-2.92%
	<b>Subtotal</b>	<b>\$ 34,272,199</b>	<b>\$</b>	<b>33,230,736</b>	<b>\$</b>	<b>34,609,962</b>	<b>\$</b>	<b>33,600,000</b>	<b>-2.92%</b>
<b>Selective Sales &amp; Use Taxes</b>									
4052	Beer Tax	1,719,910		1,666,693		1,594,281		1,700,000	6.63%
4053	Wine Tax	343,314		359,457		369,141		340,000	-7.89%
4054	Liquor Tax	375,092		375,345		371,282		370,000	-0.35%
4058	Auto Rental Tax	471,620		467,850		461,811		460,000	-0.39%
4059	3% Alcohol Excise Tax	359,571		374,942		404,157		360,000	-10.93%
4117	Firework Excise Tax	-		-		271		-	-100.00%
	<b>Subtotal</b>	<b>\$ 3,269,507</b>	<b>\$</b>	<b>3,244,287</b>	<b>\$</b>	<b>3,200,943</b>	<b>\$</b>	<b>3,230,000</b>	<b>0.91%</b>
<b>Total Sales &amp; Use Taxes</b>		<b>\$ 37,541,706</b>	<b>\$</b>	<b>36,475,023</b>	<b>\$</b>	<b>37,810,905</b>	<b>\$</b>	<b>36,830,000</b>	<b>-2.59%</b>
<b>Licenses &amp; Permits</b>									
<b>Business Licenses Regulatory Fees</b>									
4200	Beer License	112,130		112,900		111,400		110,000	-1.26%
4201	Wine License	52,055		53,900		53,920		50,000	-7.27%
4202	Liquor License	592,674		618,502		621,555		600,000	-3.47%
4204	Alcohol Application I.D. Card	51,525		36,730		32,195		40,000	24.24%
4210	Insurance License	92,390		104,973		90,878		92,000	1.23%
	<b>Subtotal</b>	<b>\$ 900,774</b>	<b>\$</b>	<b>927,005</b>	<b>\$</b>	<b>909,948</b>	<b>\$</b>	<b>892,000</b>	<b>-1.97%</b>
<b>Non-Business Licenses &amp; Permits</b>									
4250	Animal Permits	155,280		146,840		138,292		140,000	1.24%
4253	Zoning Petition Permits	-		1,938		120		-	-100.00%
4255	Judge Of Probate - Licenses	169,390		147,517		141,806		140,000	-1.27%
	<b>Subtotal</b>	<b>\$ 324,670</b>	<b>\$</b>	<b>296,295</b>	<b>\$</b>	<b>280,218</b>	<b>\$</b>	<b>280,000</b>	<b>-0.08%</b>
<b>Other Licenses &amp; Permits</b>									
4251	Building Permits	\$ 1,235,239	\$	1,017,738		1,695,238		1,200,000	-29.21%
4252	Certificates Of Occupancy	45,080		41,760		45,444		55,000	21.03%
4256	Burial Permits	38,038		61,215		71,160		50,000	-29.74%
4257	Mobile Home Permits	7,291		4,739		5,075		5,000	-1.48%
4259	HazMat Permits	16,150		16,950		13,400		10,000	-25.37%
	<b>Subtotal</b>	<b>\$ 1,341,798</b>	<b>\$</b>	<b>1,142,402</b>	<b>\$</b>	<b>1,830,317</b>	<b>\$</b>	<b>1,320,000</b>	<b>-27.88%</b>
<b>Penalties &amp; Interest</b>									
4271	Penalties-Tag Fees	101,183		114,785		137,492		100,000	-27.27%
	<b>Subtotal</b>	<b>\$ 101,183</b>	<b>\$</b>	<b>114,785</b>	<b>\$</b>	<b>137,492</b>	<b>\$</b>	<b>100,000</b>	<b>-27.27%</b>
<b>Total Licenses &amp; Permits</b>		<b>\$ 2,668,425</b>	<b>\$</b>	<b>2,480,487</b>	<b>\$</b>	<b>3,157,975</b>	<b>\$</b>	<b>2,592,000</b>	<b>-17.92%</b>
<b>Charges for Services</b>									
4450	Auto Tag Fees	223,948		194,653		200,240		180,000	-10.11%
4452	Auto Tag Postage Fees	50,855		55,494		62,810		40,000	-36.32%
4455	Damage to City Property	173		3,372		3,001		-	-100.00%
4456	Lot Cleaning Fees	-		-		-		-	N/A
4459	Data Services	1,550		1,777		1,665		-	-100.00%
4465	Insurance Fees	65,500		65,275		74,250		60,000	-19.19%
4501	Police False Alarm Fees	4,725		4,850		5,650		4,500	-20.35%
4502	Fire False Alarm Fees	5,850		10,250		20,850		10,000	-52.04%

**SCHEDULE OF REVENUES / GENERAL FUND 0101**

		<b>FY16</b>		<b>FY17</b>		<b>FY18</b>		<b>FY19</b>	<b>%</b>
		<b>Actual</b>		<b>Actual</b>		<b>Actual*</b>		<b>Adopted</b>	<b>Change</b>
4505	Hazmat Cleanup Fees	-		-		4,099		-	-100.00%
4506	EMS Collections	3,131,154		2,602,082		2,715,886		2,700,000	-0.58%
4508	EMS Special Events	-		-		-		-	N/A
4512	Jail Fees	11,550		30,405		144,210		10,000	-93.07%
4513	Alarm Registration	1,830		960		1,890		1,500	-20.63%
4514	Wireless Surcharges	-		-		-		-	N/A
4515	MCP Inmates - Subsidy	3,753,340		3,822,000		3,796,440		3,750,000	-1.22%
4516	MCP Inmates - Releases	17,606		15,749		20,470		15,000	-26.72%
4517	Jail Medical Reimburse	7,116		6,194		8,359		-	-100.00%
4610	Bad Check Fees	4,855		3,248		812		2,000	146.31%
4611	Credit Card Service Fees	3,475		3,299		2,973		3,000	0.91%
4620	Fuel Surcharge	32,160		37,598		51,834		30,000	-42.12%
	<b>Subtotal</b>	<b>\$ 7,315,687</b>	<b>\$</b>	<b>6,857,206</b>	<b>\$</b>	<b>7,115,439</b>	<b>\$</b>	<b>6,806,000</b>	<b>-4.35%</b>
<b>Cost Allocation</b>									
4461	Cost Allocation Service Fees	2,748,202		2,929,845		2,978,811		2,808,792	-5.71%
	<b>Subtotal</b>	<b>\$ 2,748,202</b>	<b>\$</b>	<b>2,929,845</b>	<b>\$</b>	<b>2,978,811</b>	<b>\$</b>	<b>2,808,792</b>	<b>-5.71%</b>
<b>Court Fees</b>									
4430	Municipal Court - Court Fees	6,746		3,724		4,112		2,500	-39.20%
4431	Recorders Court - Court Fees	50		25		1,330		-	-100.00%
4432	Magistrate Court-Court Fees	130,860		126,028		143,235		120,000	-16.22%
4433	Superior Court - Court Fees	275,273		265,474		283,659		255,000	-10.10%
4434	Superior Ct - Misc. Fees	53,932		49,602		60,517		45,000	-25.64%
4435	Probate Ct - Misc. Fees	70,210		66,730		65,590		60,000	-8.52%
4436	Probate Court - Estates	224,059		195,581		190,063		190,000	-0.03%
4438	Recorders Ct - Admin Fees	117,190		102,330		105,810		100,000	-5.49%
4439	Juvenile Court - Court Fees	244		-		-		-	N/A
4440	DUI Photo Fees	-		-		-		-	N/A
4442	DA Uresa Uniform	-		-		-		-	N/A
4443	Public Defenders Recovery	1,368		750		300		-	-100.00%
4448	Recordings	371,093		361,762		313,523		350,000	11.63%
4449	Real Estate Transfer Fees	825,972		538,483		622,397		525,000	-15.65%
4466	CW Public Defend - Admin Fees	-		-		-		-	N/A
4467	Juv Drug Crt Non Comp	5,410		1,234		3,384		2,000	-40.90%
4471	Verification Fees	9,075		6,435		6,985		7,000	0.21%
4472	Council Variance Fees	-		-		-		-	N/A
4473	Subdivision Plat Fees	16,278		19,378		14,924		15,000	0.51%
4474	Zoning Fees	15,400		34,250		33,100		30,000	-9.37%
4483	Juvenile Ct - Traffic Fines	6,999		8,338		23,080		-	-100.00%
4493	Drug Court Lab Fees	12,815		24,000		19,472		12,000	-38.37%
4494	Adult Drug Court Admin Fee	18,016		8,278		4,186		-	-100.00%
4498	Probate Court - Passport Fee	-		-		-		105,000	N/A
4496	Indigent Defense Fee	26,698		9,407		13,852		10,000	-27.81%
4497	BHAR Review Fees	1,620		3,585		2,190		2,000	-8.68%
4537	Juvenile Ct - Supervisory Fees	17,965		14,280		10,124		15,000	48.16%
	<b>Subtotal</b>	<b>\$ 2,207,273</b>	<b>\$</b>	<b>1,839,674</b>	<b>\$</b>	<b>1,921,833</b>	<b>\$</b>	<b>1,845,500</b>	<b>-3.97%</b>
<b>Special Assessments</b>									
4595	Street Assess & Demo Interest	\$ 49,517	\$	22,102		4,003		-	-100.00%
	<b>Subtotal</b>	<b>\$ 49,517</b>	<b>\$</b>	<b>22,102</b>	<b>\$</b>	<b>4,003</b>	<b>\$</b>	<b>-</b>	<b>-100.00%</b>
<b>Commissions</b>									
4815	Pay Phone - Jail	264,262		197,010		291,892		200,000	-31.48%
4816	Pay Phone - MCP	171,846		238,494		226,375		175,000	-22.69%
	<b>Subtotal</b>	<b>\$ 436,108</b>	<b>\$</b>	<b>435,504</b>	<b>\$</b>	<b>518,267</b>	<b>\$</b>	<b>375,000</b>	<b>-27.64%</b>

**SCHEDULE OF REVENUES / GENERAL FUND 0101**

		<b>FY16</b>	<b>FY17</b>	<b>FY18</b>	<b>FY19</b>	<b>%</b>
		<b>Actual</b>	<b>Actual</b>	<b>Actual*</b>	<b>Adopted</b>	<b>Change</b>
<b>Other Fees - Commissions</b>						
4532	School Tax Commissions	2,550,446	2,559,202	2,650,163	2,500,000	-5.67%
4533	School Tax-Auto Commissions	251,544	236,158	272,499	240,000	-11.93%
4534	State of GA Commissions	13,539	(124)	242	-	-100.00%
4536	B.I.D. Commissions	14,399	14,504	14,124	14,000	-0.88%
4538	Title Ad Val Tax Comm	150,747	164,539	143,554	150,000	4.49%
	<b>Subtotal</b>	<b>\$ 2,980,675</b>	<b>\$ 2,974,279</b>	<b>\$ 3,080,582</b>	<b>\$ 2,904,000</b>	<b>-5.73%</b>
<b>Other Fees</b>						
4518	Coroner Transports	275	430	150	-	-100.00%
4520	Paramedic Program	-	36,045	35,009	-	-100.00%
4530	Sheriff - Fees	868,812	866,548	930,441	850,000	-8.65%
4531	Qualifying Fees	36,833	21,789	28,470	-	-100.00%
4558	Recycling Fees	14,532	6,065	2,603	5,000	92.09%
4559	Sale of Recycled Materials	98	262	-	-	N/A
4568	Public Parking Fees	-	-	-	10,000	N/A
4570	Spay/Neuter Vch Fees	3,361	3,559	3,945	3,500	-11.28%
4571	Pound Fees	64,491	62,375	60,404	50,000	-17.22%
4572	Animal Bio Med	389	152	-	-	N/A
4582	Sale of Merchandise	12,037	11,416	12,009	10,000	-16.73%
4591	Lot Cleaning/Maint Fees	96,118	38,016	34,799	80,000	129.89%
4594	Ordained Bldg Demolition	139	54,082	-	-	N/A
	<b>Subtotal</b>	<b>\$ 1,097,085</b>	<b>\$ 1,100,739</b>	<b>\$ 1,107,830</b>	<b>\$ 1,008,500</b>	<b>-8.97%</b>
<b>Culture &amp; Recreation</b>						
4654	Memorial Stadium	7,350	6,200	6,250	6,000	-4.00%
4655	Golden Park	11,417	10,850	10,950	5,000	-54.34%
4658	Tennis Fees	162,022	160,586	151,963	150,000	-1.29%
4659	Swimming Pools	88,236	54,935	50,406	60,000	19.03%
4660	Concessions	19,394	16,517	14,686	18,000	22.57%
4661	Concessions- Mem Stad	5,966	9,988	7,037	5,000	-28.95%
4664	Pool Concessions	44,998	28,754	26,315	30,000	14.00%
4665	Facilities Rental	737	65	3,091	-	-100.00%
4666	Facilities Rent Promenade	12,825	28,489	24,261	15,000	-38.17%
4667	Facilities Rent-Comm Ctr	38,841	38,121	35,358	35,000	-1.01%
4668	Facilities Rental -Rugby	400	400	100	400	300.00%
4671	After School Program	1,212,731	1,063,179	1,320,445	1,400,000	6.02%
4674	Youth Program Fees	5,125	6,185	8,341	6,000	-28.07%
4675	Therapeutics	5,094	3,866	5,019	4,000	-20.30%
4676	Cultural Arts Program Fees	45,572	45,610	38,475	40,000	3.96%
4677	Sr. Citizens Program Fees	6,160	6,814	4,773	6,000	25.71%
4678	Athletic Program Fees	89,535	90,708	89,220	80,000	-10.33%
4680	South Commons -Softball	25,200	26,834	30,400	5,000	-83.55%
4681	Fee Based Program Fees	2,655	10,421	5,737	-	-100.00%
4682	Marina Concessions	83,177	93,447	86,103	85,000	-1.28%
4683	Marina Fees	20,250	37,427	26,047	25,000	-4.02%
4684	South Commons-Concessions	11,347	15,728	10,751	10,000	-6.99%
4685	Vending Machines	6,725	9,026	6,354	7,000	10.17%
4686	Aquatics Gate	105,385	81,904	85,518	80,000	-6.45%
4687	Aquatics Concession	12,130	11,379	12,751	9,000	-29.42%
4688	Aquatics Rentals	76,048	86,220	103,011	75,000	-27.19%
4689	Aquatics Program Fees	15,257	13,734	21,732	15,000	-30.98%
4690	Aquatics Merchandise	1,633	1,690	2,362	1,500	-36.49%



## SCHEDULE OF REVENUES / GENERAL FUND 0101

		FY16 Actual		FY17 Actual		FY18 Actual*		FY19 Adopted		% Change
4691	Whitewater	40,770		40,196		41,744		40,000		-4.18%
	<b>Subtotal</b>	<b>\$ 2,156,980</b>	<b>\$</b>	<b>1,999,273</b>	<b>\$</b>	<b>2,229,200</b>	<b>\$</b>	<b>2,212,900</b>		<b>-0.73%</b>
	<b>Total Charges For Services</b>	<b>\$ 18,991,527</b>	<b>\$</b>	<b>18,158,622</b>	<b>\$</b>	<b>18,955,965</b>	<b>\$</b>	<b>17,960,692</b>		<b>-5.25%</b>
<b>Court Fines &amp; Forfeitures</b>										
4740	Recorders Court - Fines	3,668,166		3,007,547		3,055,148		3,000,000		-1.81%
4741	Juvenile Court - Fines	-		-		-		-		N/A
4743	Environmental Court - Fines	74,930		61,599		24,435		35,000		43.24%
4746	Other Fines	809		1,625		-		-		N/A
4752	Parking Violations Tickets	-		-		-		250,000		N/A
4753	Recorders' Ct- Muscogee	146,872		125,553		119,856		120,000		0.12%
4754	Superior Ct- Muscogee	4,428		6,490		2,123		1,000		-52.90%
4755	State Court- Muscogee	22,837		22,133		19,221		20,000		4.05%
4756	Municipal Ct- Muscogee	1,501		1,979		1,420		1,000		-29.58%
4757	Harris County Surcharge	47,527		43,412		40,380		35,000		-13.32%
4758	Talbot County Surcharge	8,571		8,655		8,569		7,000		-18.31%
4759	Marion County Surcharge	7,103		5,378		9,876		6,000		-39.25%
4760	Chattahoochee County	6,319		4,858		5,427		5,000		-7.87%
4761	Taylor County	26,196		20,931		16,784		20,000		19.16%
4762	Superior Court F&F	115,433		138,274		222,863		130,000		-41.67%
4763	Municipal Court F&F	237,189		248,567		248,890		245,000		-1.56%
4764	State Court F&F	423,556		530,109		600,794		550,000		-8.45%
	<b>Total Court Fines &amp; Forfeitures</b>	<b>\$ 4,791,437</b>	<b>\$</b>	<b>4,227,110</b>	<b>\$</b>	<b>4,375,786</b>	<b>\$</b>	<b>4,425,000</b>		<b>1.12%</b>
<b>Intergovernmental</b>										
4314	Soc Sec Admin Fee	55,200		50,800		20,000		50,000		150.00%
4315	Dept. of Justice	-		-		2,886		-		-100.00%
4343	GA Emergency Mgt Assist	56,967		57,466		32,171		32,171		0.00%
4359	Miscellaneous Revenues	1,454		2,491		1,627		-		-100.00%
4376	Disaster Reimbursement	118,723		-		-		-		N/A
4400	Payment Lieu Taxes Housing Auth	55,924		49,787		44,954		50,000		11.22%
4402	Admin Office of Court	148,750		245,049		175,000		175,000		0.00%
4414	Harris County	114,000		114,000		142,702		133,131		-6.71%
4424	Misc Intergovernmental	72,129		75,737		151,987		-		-100.00%
4426	Talbot County	11,922		12,220		15,735		15,728		-0.04%
4427	Marion County	11,896		12,193		21,831		17,038		-21.96%
4428	Chattahoochee County	5,000		5,125		36,147		11,334		-68.64%
4429	Taylor County	15,568		15,568		38,105		20,628		-45.87%
	<b>Total Intergovernmental</b>	<b>\$ 667,533</b>	<b>\$</b>	<b>640,436</b>	<b>\$</b>	<b>683,145</b>	<b>\$</b>	<b>505,030</b>		<b>-26.07%</b>
<b>Investment Income</b>										
4772	Gains/Losses on Investments	(208,322)		(380,559)		(351,414)		-		-100.00%
4780	Investment Interest	570,908		484,143		469,144		250,000		-46.71%
	<b>Total Investment Income</b>	<b>\$ 362,586</b>	<b>\$</b>	<b>103,584</b>	<b>\$</b>	<b>117,730</b>	<b>\$</b>	<b>250,000</b>		<b>112.35%</b>

**SCHEDULE OF REVENUES / GENERAL FUND 0101**

		<b>FY16</b>		<b>FY17</b>		<b>FY18</b>		<b>FY19</b>	<b>%</b>
		<b>Actual</b>		<b>Actual</b>		<b>Actual*</b>		<b>Adopted</b>	<b>Change</b>
<b>Miscellaneous</b>									
<b>Rents &amp; Royalties</b>									
4862	Sale Of Salvage	1,652		1,788		508		-	-100.00%
4867	Engineering Documents	2,200		3,446		625		3,000	380.00%
4869	Sale Of Police Reports	193,143		178,021		169,247		218,000	28.81%
4870	Sale Of Fire Reports	37,972		46,443		46,862		50,000	6.70%
4871	Voter Lists	776		245		201		-	-100.00%
4873	Legacy Terrace Rental	100,004		102,593		108,964		100,000	-8.23%
4877	Rental Of City Property	8,406		13,275		14,328		10,000	-30.21%
4878	Rental/Lease Income	142,006		140,571		147,622		163,400	10.69%
4879	Plan & Develop Doc	2,029		2,083		1,220		1,500	22.95%
4881	Misc. Coroner Reports	30		30		50		-	-100.00%
4884	Signage Sales - Developers	4,696		3,000		5,125		3,000	-41.46%
4885	Tax Comm. Reports	-		5,500		-		-	N/A
4888	Sales of Electricity - Charging Sta	15,808		228		415		-	-100.00%
	<b>Subtotal</b>	<b>\$ 508,722</b>	<b>\$</b>	<b>497,223</b>	<b>\$</b>	<b>495,167</b>	<b>\$</b>	<b>548,900</b>	<b>10.85%</b>
<b>Other Miscellaneous Revenue</b>									
4821	DETOX/Maj Bldg Repairs	17,795		18,396		16,527		16,000	-3.19%
4822	DETOX/Mental - Insurance	2,696		640		670		800	19.40%
4837	Miscellaneous Revenues	123,600		155,484		196,929		100,000	-49.22%
4840	Rebates	-		9,275		-		-	N/A
4842	Vendors Comp. - Sales Tax	1,759		2,250		2,280		-	-100.00%
4843	Naval Center Reimburs	(92)		-		-		-	N/A
4844	Refund Bldg Maint Retardation	23,631		21,693		23,754		23,631	-0.52%
4848	Fuel	20,636		24,399		26,728		25,000	-6.47%
	<b>Subtotal</b>	<b>\$ 190,025</b>	<b>\$</b>	<b>232,137</b>	<b>\$</b>	<b>266,888</b>	<b>\$</b>	<b>165,431</b>	<b>-38.01%</b>
<b>Reimbursement for Damaged Property</b>									
4744	Tree Replacement Fines	-		700		200		-	-100.00%
4851	Damage To City Property	-		65,061		144,752		-	-100.00%
4852	Repairs To City Vehicles	314		439		138		-	-100.00%
4853	Claims/Settlements	133,050		97,321		42,194		-	-100.00%
4826	Special Events	-		-		4,225		5,000	18.34%
	<b>Subtotal</b>	<b>\$ 133,364</b>	<b>\$</b>	<b>163,521</b>	<b>\$</b>	<b>191,509</b>	<b>\$</b>	<b>5,000</b>	<b>-97.39%</b>
<b>Total Miscellaneous</b>		<b>\$ 832,111</b>	<b>\$</b>	<b>892,881</b>	<b>\$</b>	<b>953,564</b>	<b>\$</b>	<b>719,331</b>	<b>-24.56%</b>
<b>Contributions</b>									
4802	Donations	59,615		132,678		76,018		-	-100.00%
<b>Total Contributions</b>		<b>\$ 59,615</b>	<b>\$</b>	<b>132,678</b>	<b>\$</b>	<b>76,018</b>	<b>\$</b>	<b>-</b>	<b>-100.00%</b>
<b>Other Financing Sources</b>									
<b>Sale of General Fixed Assets</b>									
4906	Property Sales	65,000		817		-		-	N/A
4907	Sale of General Fixed Assets	(7,871)		179,150		162,941		-	-100.00%
	<b>Subtotal</b>	<b>\$ 57,129</b>	<b>\$</b>	<b>179,967</b>	<b>\$</b>	<b>162,941</b>	<b>\$</b>	<b>-</b>	<b>-100.00%</b>

**SCHEDULE OF REVENUES / GENERAL FUND 0101**

		<b>FY16</b>	<b>FY17</b>	<b>FY18</b>	<b>FY19</b>	<b>%</b>
		<b>Actual</b>	<b>Actual</b>	<b>Actual*</b>	<b>Adopted</b>	<b>Change</b>
<b>Interfund Transfers In</b>						
4947	Transfer In-County Jail Penalty	1,000,000	500,000	-	1,200,000	N/A
4950	Transfer In-General Fund CIP	-	-	-	350,000	N/A
4963	Transfer -In- Pension and	-	-	-	75,000	N/A
4998	Transfer In-Other LOST	-	-	-		N/A
	<b>Subtotal</b>	<b>\$ 1,000,000</b>	<b>\$ 500,000</b>	<b>\$ -</b>	<b>\$ 1,625,000</b>	<b>N/A</b>
<b>Total Other Financing Sources</b>		<b>\$ 1,057,129</b>	<b>\$ 679,967</b>	<b>\$ 162,941</b>	<b>\$ 1,625,000</b>	<b>897.29%</b>
<b>Use Of Fund Balance</b>					<b>\$ 945,095</b>	
<b>Grand Total</b>		<b>\$ 151,218,089</b>	<b>\$ 149,288,794</b>	<b>\$ 152,810,558</b>	<b>\$ 151,549,355</b>	<b>-0.83%</b>

\* Unaudited

## SCHEDULE OF EXPENDITURES / GENERAL FUND 0101

		<b>FY16</b>		<b>FY17</b>		<b>FY18</b>		<b>FY19</b>	<b>%</b>
		<b>Actual</b>		<b>Actual</b>		<b>Actual*</b>		<b>Adopted</b>	<b>Change</b>
<b>Council</b>									
100-1000	City Council	\$ 310,579	\$	314,983	\$	310,237	\$	331,382	6.82%
100-2000	Clerk of Council	215,624		214,438		219,157		233,918	6.74%
	<b>Subtotal</b>	<b>\$ 526,203</b>	<b>\$</b>	<b>529,421</b>	<b>\$</b>	<b>529,394</b>	<b>\$</b>	<b>565,300</b>	<b>6.78%</b>
<b>Mayor</b>									
110-1000	Mayor's Office	330,099		313,210		305,434		296,482	-2.93%
110-2600	Internal Auditor	145,096		171,987		196,033		197,477	0.74%
	<b>Subtotal</b>	<b>\$ 475,195</b>	<b>\$</b>	<b>485,197</b>	<b>\$</b>	<b>501,467</b>	<b>\$</b>	<b>493,959</b>	<b>-1.50%</b>
<b>City Attorney</b>									
120-1000	City Attorney	381,460		382,184		380,678		391,094	2.74%
120-2100	Litigation	2,727,273		1,992,601		1,022,819		325,000	-68.23%
	<b>Subtotal</b>	<b>\$ 3,108,733</b>	<b>\$</b>	<b>2,374,785</b>	<b>\$</b>	<b>1,403,497</b>	<b>\$</b>	<b>716,094</b>	<b>-48.98%</b>
<b>City Manager</b>									
130-1000	City Manager	745,797		717,704		747,112		750,874	0.50%
130-2500	Mail Room	66,135		65,078		70,863		71,143	0.40%
130-2550	Print Shop	-		192,651		196,197		201,763	2.84%
130-2600	Public Information Agency	95,559		82,992		124,551		121,041	-2.82%
130-2700	Criminal Justice Coordination	-		-		-		-	N/A
130-2800	Risk Management	-		-		-		-	N/A
130-2850	Citizen's Service Center	369,617		386,913		349,278		367,105	5.10%
	<b>Subtotal</b>	<b>\$ 1,277,108</b>	<b>\$</b>	<b>1,445,338</b>	<b>\$</b>	<b>1,488,001</b>	<b>\$</b>	<b>1,511,926</b>	<b>1.61%</b>
<b>Finance</b>									
200-1000	Finance Director	308,114		289,172		284,083		311,636	9.70%
200-2100	Accounting	479,720		478,007		478,414		489,165	2.25%
200-2200	Revenue	664,886		602,596		618,456		651,619	5.36%
200-2900	Financial Planning	208,444		119,845		242,245		268,990	11.04%
200-2950	Purchasing	372,114		382,388		371,662		391,944	5.46%
200-2980	Cash Management	213,264		220,051		213,459		218,532	2.38%
	<b>Subtotal</b>	<b>\$ 2,246,542</b>	<b>\$</b>	<b>2,092,059</b>	<b>\$</b>	<b>2,208,319</b>	<b>\$</b>	<b>2,331,886</b>	<b>5.60%</b>
<b>Information Technology</b>									
210-1000	Information Technology	3,980,406		4,647,647		5,033,782		5,387,029	7.02%
210-2000	Geographic Information Systems	-		240,689		187,392		-	-100.00%
	<b>Subtotal</b>	<b>\$ 3,980,406</b>	<b>\$</b>	<b>4,888,336</b>	<b>\$</b>	<b>5,221,174</b>	<b>\$</b>	<b>5,387,029</b>	<b>3.18%</b>
<b>Human Resources</b>									
220-1000	Human Resources	803,677		822,598		779,034		864,439	10.96%
220-2100	Employee Benefits	1,077,106		1,298,052		1,288,890		1,214,144	-5.80%
	<b>Subtotal</b>	<b>\$ 1,880,783</b>	<b>\$</b>	<b>2,120,650</b>	<b>\$</b>	<b>2,067,924</b>	<b>\$</b>	<b>2,078,583</b>	<b>0.52%</b>
<b>Inspections &amp; Code</b>									
240-2200	Inspections & Code Enforcement	1,323,089		1,506,169		1,449,407		1,471,274	1.51%
240-2400	Special Enforcement	-		-		-		490,737	N/A
240-2900	Print Shop	193,353		-		-		-	N/A
	<b>Subtotal</b>	<b>\$ 1,516,442</b>	<b>\$</b>	<b>1,506,169</b>	<b>\$</b>	<b>1,449,407</b>	<b>\$</b>	<b>1,962,011</b>	<b>35.37%</b>



## SCHEDULE OF EXPENDITURES / GENERAL FUND 0101

		FY16 Actual	FY17 Actual	FY18 Actual*	FY19 Adopted	% Change
<b>Planning</b>						
242-1000	Planning	\$ 265,265	\$ 268,386	\$ 275,373	\$ 276,153	0.28%
	<b>Subtotal</b>	<b>\$ 265,265</b>	<b>\$ 268,386</b>	<b>\$ 275,373</b>	<b>\$ 276,153</b>	<b>0.28%</b>
<b>Real Estate</b>						
245-2400	Real Estate	129,179	152,007	169,576	141,802	-16.38%
	<b>Subtotal</b>	<b>\$ 129,179</b>	<b>\$ 152,007</b>	<b>\$ 169,576</b>	<b>\$ 141,802</b>	<b>-16.38%</b>
<b>Engineering</b>						
250-2100	Traffic Engineering	1,202,874	1,153,137	1,156,275	1,390,917	20.29%
250-2400	Geographic Information Systems	243,140	-	-	-	N/A
250-3110	Radio Communications	226,904	387,455	350,596	365,160	4.15%
	<b>Subtotal</b>	<b>\$ 1,672,918</b>	<b>\$ 1,540,592</b>	<b>\$ 1,506,871</b>	<b>\$ 1,756,077</b>	<b>16.54%</b>
<b>Public Works</b>						
260-1000	Public Works	306,712	322,639	332,642	312,264	-6.13%
260-2300	Fleet Management	2,032,584	1,949,304	1,936,486	2,046,245	5.67%
260-2400	Special Enforcement	1,375,690	1,386,532	1,319,061	1,062,086	-19.48%
260-2600	Cemeteries	289,512	272,873	287,448	337,353	17.36%
260-2700	Facility Maintenance	3,043,796	2,969,021	3,066,844	3,155,934	2.90%
260-3710	Other Maint/Repairs	1,235,450	1,066,193	1,083,230	1,169,267	7.94%
	<b>Subtotal</b>	<b>\$ 8,283,744</b>	<b>\$ 7,966,562</b>	<b>\$ 8,025,711</b>	<b>\$ 8,083,149</b>	<b>0.72%</b>
<b>Parks &amp; Recreation</b>						
270-1000	Parks & Recreation	448,317	454,300	452,136	448,822	-0.73%
270-2100	Parks Services	4,373,708	4,317,579	4,344,755	4,314,399	-0.70%
270-2400	Recreation Services	1,312,198	1,429,485	1,305,289	1,253,311	-3.98%
270-3220	Golden Park	81,585	78,516	50,958	92,800	82.11%
270-3230	Memorial Stadium	43,780	49,634	85,806	68,033	-20.71%
270-3410	Athletics	247,440	327,237	384,795	346,107	-10.05%
270-3505	Community Schools	1,444,977	1,535,599	1,506,132	1,366,745	-9.25%
270-4048	Cooper Creek Tennis	250,995	368,029	395,756	383,664	-3.06%
270-4049	Lake Oliver Marina	174,842	182,796	187,311	186,651	-0.35%
270-4413	Aquatics	1,392,750	664,379	622,455	545,040	-12.44%
270-4414	Aquatics Center	-	581,534	760,695	985,964	29.61%
270-4433	Therapeutics	78,343	96,171	90,605	103,954	14.73%
270-4434	Pottery Shop	165,674	165,352	129,241	152,388	17.91%
270-4435	Senior Citizen's Center	333,511	363,229	318,946	345,237	8.24%
	<b>Subtotal</b>	<b>\$ 10,348,120</b>	<b>\$ 10,613,840</b>	<b>\$ 10,634,880</b>	<b>\$ 10,593,115</b>	<b>-0.39%</b>
<b>Cooperative Extension</b>						
280-1000	Cooperative Extension	123,798	126,338	139,293	137,865	-1.03%
	<b>Subtotal</b>	<b>\$ 123,798</b>	<b>\$ 126,338</b>	<b>\$ 139,293</b>	<b>\$ 137,865</b>	<b>-1.03%</b>
<b>Boards &amp; Commissions</b>						
290-1000	Tax Assessor	\$ 1,986,455	\$ 1,992,814	\$ 1,571,279	\$ 1,473,632	-6.21%
290-2000	Elections & Registration	688,497	813,512	600,430	691,258	15.13%
	<b>Subtotal</b>	<b>\$ 2,674,952</b>	<b>\$ 2,806,326</b>	<b>\$ 2,171,709</b>	<b>\$ 2,164,890</b>	<b>-0.31%</b>

## SCHEDULE OF EXPENDITURES / GENERAL FUND 0101

		<b>FY16</b>	<b>FY17</b>	<b>FY18</b>	<b>FY19</b>	<b>%</b>
		<b>Actual</b>	<b>Actual</b>	<b>Actual*</b>	<b>Adopted</b>	<b>Change</b>
<b>Police</b>						
400-1000	Chief of Police	1,066,321	1,057,701	1,032,446	1,049,219	1.62%
400-2100	Intelligence/Vice	1,331,646	1,236,723	1,214,777	1,448,446	19.24%
400-2200	Support Services	2,895,557	2,784,351	2,599,812	2,745,106	5.59%
400-2300	Field Operations	12,077,000	10,634,087	10,978,762	11,288,584	2.82%
400-2400	Office of Professional Standards	462,066	448,365	522,796	545,382	4.32%
400-2500	Metro Drug Task Force	162,312	144,241	147,652	192,018	30.05%
400-2700	Special Operations	14,709	48,203	7,987	33,500	319.43%
400-2800	Administrative Services	1,399,415	1,419,444	1,543,897	1,495,939	-3.11%
400-3230	Motor Transport	1,977,356	1,565,247	1,334,887	1,349,500	1.09%
400-3320	Investigative Services	6,817,506	6,254,429	6,275,205	6,357,518	1.31%
	<b>Subtotal</b>	<b>\$ 28,203,888</b>	<b>\$ 25,592,791</b>	<b>\$ 25,658,221</b>	<b>\$ 26,505,212</b>	<b>3.30%</b>
<b>Fire &amp; EMS</b>						
410-1000	Chief of Fire & EMS	427,666	425,704	423,295	423,369	0.02%
410-2100	Operations	21,462,741	21,223,834	21,501,616	21,176,215	-1.51%
410-2600	Special Operations	1,069,621	1,089,137	1,107,635	1,085,442	-2.00%
410-2800	Administrative Services	824,844	815,549	825,264	823,593	-0.20%
410-2900	Emergency Management	167,813	175,157	192,422	185,838	-3.42%
410-3610	Logistics/Support	653,024	605,747	614,306	623,208	1.45%
	<b>Subtotal</b>	<b>\$ 24,605,709</b>	<b>\$ 24,335,128</b>	<b>\$ 24,664,538</b>	<b>\$ 24,317,665</b>	<b>-1.41%</b>
<b>Muscogee County Prison</b>						
420-1000	Muscogee County Prison	7,667,192	7,792,730	7,711,851	7,931,926	2.85%
	<b>Subtotal</b>	<b>\$ 7,667,192</b>	<b>\$ 7,792,730</b>	<b>\$ 7,711,851</b>	<b>\$ 7,931,926</b>	<b>2.85%</b>
<b>Homeland Security</b>						
450-1000	Homeland Security	14,751	9,619	8,368	18,322	118.95%
	<b>Subtotal</b>	<b>\$ 14,751</b>	<b>\$ 9,619</b>	<b>\$ 8,368</b>	<b>\$ 18,322</b>	<b>118.95%</b>
<b>Superior Court</b>						
500-1000	Chief Judge	302,203	295,331	298,962	307,537	2.87%
500-2000	District Attorney	2,211,792	2,170,291	2,135,110	2,376,156	11.29%
500-2100	Adult Probation	118,945	110,345	117,058	-	-100.00%
500-2110	Juvenile Court	614,006	620,146	629,266	678,775	7.87%
500-2125	Circuit Wide Juvenile Court	286,300	292,093	326,078	341,842	4.83%
500-2140	Jury Manager	466,443	442,077	474,187	470,074	-0.87%
500-2150	Judge Mullins	203,734	198,460	195,996	212,466	8.40%
500-2160	Judge Rumer	146,623	140,459	148,104	152,814	3.18%
500-2170	Judge Smith	148,770	145,104	146,668	149,946	2.23%
500-2180	Judge Peters	152,859	143,244	144,904	155,380	7.23%
500-2190	Judge Jordan	200,807	214,494	206,916	153,172	-25.97%
500-2195	Judge Gottfried	135,338	136,271	123,657	213,563	72.71%
500-2200	Victim Witness Program	168,394	173,562	180,439	189,812	5.19%
500-3000	Superior Court Clerk	1,938,629	1,897,056	1,908,669	2,023,414	6.01%
500-3310	Bd of Equalization	80,813	78,734	98,266	99,807	1.57%
	<b>Subtotal</b>	<b>\$ 7,175,656</b>	<b>\$ 7,057,667</b>	<b>\$ 7,134,280</b>	<b>\$ 7,524,758</b>	<b>5.47%</b>

## SCHEDULE OF EXPENDITURES / GENERAL FUND 0101

		<b>FY16</b>		<b>FY17</b>		<b>FY18</b>		<b>FY19</b>	<b>%</b>
		<b>Actual</b>		<b>Actual</b>		<b>Actual*</b>		<b>Adopted</b>	<b>Change</b>
<b>State Court</b>									
510-1000	State Court Judges	590,073		586,374		574,422		602,440	4.88%
510-2000	State Court Solicitor	1,071,798		1,068,011		1,117,496		1,106,284	-1.00%
	<b>Subtotal</b>	<b>\$ 1,661,871</b>	<b>\$</b>	<b>1,654,385</b>	<b>\$</b>	<b>1,691,918</b>	<b>\$</b>	<b>1,708,724</b>	<b>0.99%</b>
<b>Public Defender</b>									
520-1000	Public Defender	1,398,182		1,552,513		1,765,588		1,871,609	6.00%
520-2000	Muscogee County Public Defender	218,263		242,831		190,834		169,520	-11.17%
	<b>Subtotal</b>	<b>\$ 1,616,445</b>	<b>\$</b>	<b>1,795,344</b>	<b>\$</b>	<b>1,956,422</b>	<b>\$</b>	<b>2,041,129</b>	<b>4.33%</b>
<b>Municipal Court</b>									
530-1000	Municipal Court Judge	363,479		367,879		371,132		365,547	-1.50%
530-2000	Municipal Court Clerk	703,774		719,458		706,912		760,464	7.58%
530-3000	Marshal	1,087,671		1,037,959		1,043,458		1,064,519	2.02%
	<b>Subtotal</b>	<b>\$ 2,154,924</b>	<b>\$</b>	<b>2,125,296</b>	<b>\$</b>	<b>2,121,502</b>	<b>\$</b>	<b>2,190,530</b>	<b>3.25%</b>
<b>Probate Court</b>									
540-1000	Probate Court Judge	436,998		444,187		433,215		519,038	19.81%
	<b>Subtotal</b>	<b>\$ 436,998</b>	<b>\$</b>	<b>444,187</b>	<b>\$</b>	<b>433,215</b>	<b>\$</b>	<b>519,038</b>	<b>19.81%</b>
<b>Sheriff's Department</b>									
550-1000	Administration	2,201,838		2,148,227		2,166,144		1,917,533	-11.48%
550-2100	Uniform Division	4,146,457		4,223,757		4,310,661		4,057,316	-5.88%
550-2300	Training	-		-		-		362,790	N/A
550-2400	Motor Transport	267,092		301,908		381,639		280,000	-26.63%
550-2500	Recorders Court	109,371		69,582		15,329		-	-100.00%
550-2600	Jail	14,502,820		14,359,338		13,629,073		14,873,337	9.13%
550-2650	Medical Director	4,356,078		4,407,525		4,194,619		4,481,968	6.85%
	<b>Subtotal</b>	<b>\$ 25,583,656</b>	<b>\$</b>	<b>25,510,337</b>	<b>\$</b>	<b>24,697,465</b>	<b>\$</b>	<b>25,972,944</b>	<b>5.16%</b>
<b>Tax Commissioner</b>									
560-1000	Tax Commissioner	1,605,337		1,493,568		1,502,949		1,641,656	9.23%
	<b>Subtotal</b>	<b>\$ 1,605,337</b>	<b>\$</b>	<b>1,493,568</b>	<b>\$</b>	<b>1,502,949</b>	<b>\$</b>	<b>1,641,656</b>	<b>9.23%</b>
<b>Coroner</b>									
570-1000	Coroner	282,545		291,603		308,855		299,731	-2.95%
	<b>Subtotal</b>	<b>\$ 282,545</b>	<b>\$</b>	<b>291,603</b>	<b>\$</b>	<b>308,855</b>	<b>\$</b>	<b>299,731</b>	<b>-2.95%</b>
<b>Recorder's Court</b>									
580-1000	Recorder's Court	863,846		906,152		883,052		969,631	9.80%
	<b>Subtotal</b>	<b>\$ 863,846</b>	<b>\$</b>	<b>906,152</b>	<b>\$</b>	<b>883,052</b>	<b>\$</b>	<b>969,631</b>	<b>9.80%</b>
<b>Non-Categorical</b>									
590-1000	Agency Appropriations	1,297,637		1,273,728		1,291,387		1,795,540	39.04%
590-2000	Contingency	95,586		69,267		73,502		1,737,252	2263.54%
590-3000	Non-Categorical	10,933,863		9,252,907		8,855,047		6,900,868	-22.07%
590-4000	Interfund Transfers	1,548,510		1,149,944		1,419,281		1,100,000	-22.50%
590-6500	Naval Museum	-		-		-		-	N/A
	<b>Subtotal</b>	<b>\$ 13,875,596</b>	<b>\$</b>	<b>11,745,846</b>	<b>\$</b>	<b>11,639,217</b>	<b>\$</b>	<b>11,533,660</b>	<b>-0.91%</b>

**SCHEDULE OF EXPENDITURES / GENERAL FUND 0101**

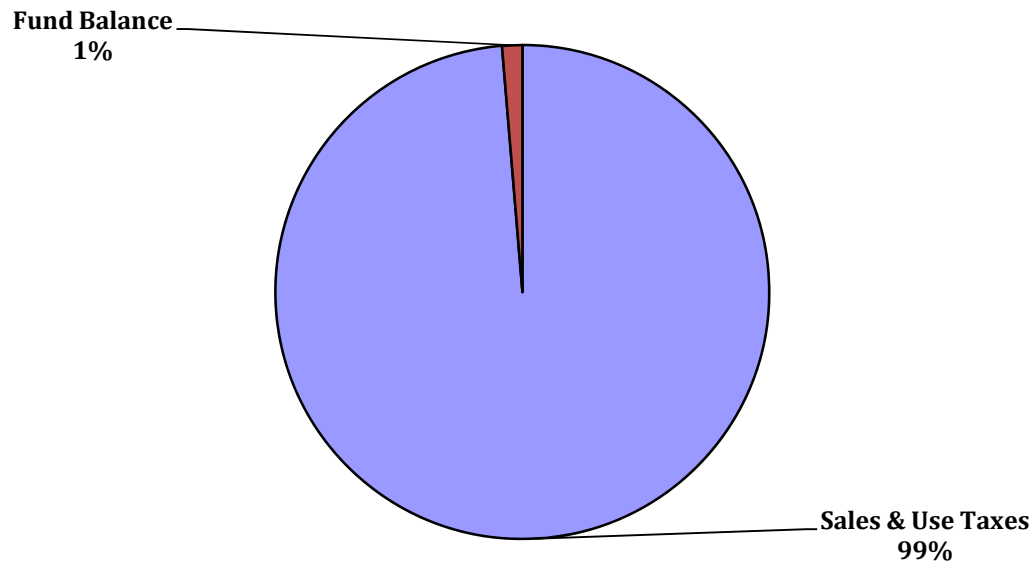
	<b>FY16</b>		<b>FY17</b>		<b>FY18</b>		<b>FY19</b>	<b>%</b>
	<b>Actual</b>		<b>Actual</b>		<b>Actual*</b>		<b>Adopted</b>	<b>Change</b>
<b>Parking Management</b>								
610-3000 Parking Management	-		-		-		174,590	N/A
<b>Subtotal</b>	<b>\$ -</b>	<b>\$</b>	<b>-</b>	<b>\$</b>	<b>-</b>	<b>\$</b>	<b>174,590</b>	<b>N/A</b>
<b>Grand Total</b>	<b>\$ 154,257,802</b>	<b>\$</b>	<b>149,670,659</b>	<b>\$</b>	<b>148,204,449</b>	<b>\$</b>	<b>151,549,355</b>	<b>2.26%</b>

\* Unaudited

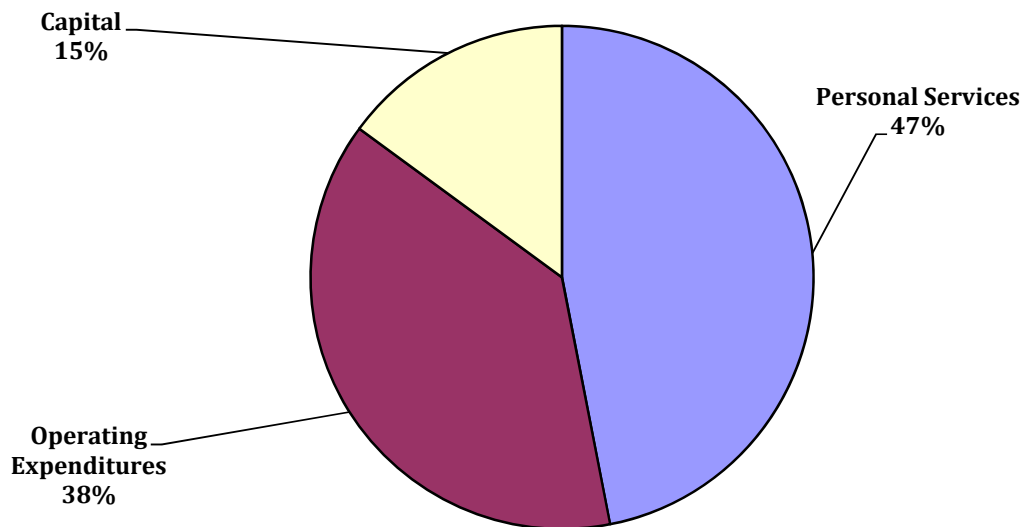


**Other LOST Fund** **\$** **34,115,831**

### Budget by Revenue Source



### Budget by Expense Category



The Other Local Option Sales Tax Fund was passed by the citizens with an effective date of January 1, 2009. 70 percent is allocated to Public Safety to an annual supplement to all sworn officers and 30 percent to Infrastructure. The annual supplement increased from \$3,000 to \$3,121 due to Pension Plan Reform that was effective 7/1/2012.

## SCHEDULE OF REVENUES / OTHER LOST FUND 0102/0109

### 0102-PUBLIC SAFETY

	FY16 Actual	FY17 Actual	FY18 Actual*	FY19 Adopted	% Change
<b>Sales &amp; Use Taxes</b>					
LOST-Public					
4042 Safety/Roads	23,931,658	23,224,035	24,174,945	23,566,667	-2.52%
<b>Total Sales &amp; Use Taxes</b>	<b>\$ 23,931,658</b>	<b>\$ 23,224,035</b>	<b>\$ 24,174,945</b>	<b>\$ 23,566,667</b>	<b>-2.52%</b>
<b>Charges for Service</b>					
4837 Miscellaneous	256	315	292	-	-100.00%
<b>Total Charges For Services</b>	<b>\$ 256</b>	<b>\$ 315</b>	<b>\$ 292</b>	<b>\$ -</b>	<b>-100.00%</b>
<b>Investment Income</b>					
Gains/Losses on					
4772 Investments	(106,724)	(224,754)	(330,598)	-	-100.00%
4780 Investment Interest	207,022	291,728	392,780	-	-100.00%
<b>Total Investment Income</b>	<b>\$ 100,298</b>	<b>\$ 66,974</b>	<b>\$ 62,182</b>	<b>\$ -</b>	<b>-100.00%</b>
<b>Use Of Fund Balance</b>				<b>\$ 449,164</b>	
<b>Total 0102 Public Safety</b>	<b>\$ 24,032,212</b>	<b>\$ 23,291,324</b>	<b>\$ 24,237,419</b>	<b>\$ 24,015,831</b>	<b>-0.91%</b>

### 0109-INFRASTRUCTURE

	FY16 Actual	FY17 Actual	FY18 Actual*	FY19 Adopted	% Change
<b>Sales &amp; Use Taxes</b>					
4042 LOST-Public	\$ 10,256,425	\$ 9,953,158	\$ 10,360,691	10,100,000	-2.52%
<b>Total Sales &amp; Use Taxes</b>	<b>\$ 10,256,425</b>	<b>\$ 9,953,158</b>	<b>\$ 10,360,691</b>	<b>\$ 10,100,000</b>	<b>-2.52%</b>
<b>Investment Income</b>					
Gains/Losses on					
4772 Investments	3,624	(72,918)	(36,280)	-	-100.00%
4780 Investment Interest	33,167	74,623	76,478	-	-100.00%
<b>Total Investment Income</b>	<b>\$ 36,791</b>	<b>\$ 1,705</b>	<b>\$ 40,198</b>	<b>\$ -</b>	<b>-100.00%</b>
<b>Use Of Fund Balance</b>				<b>\$ -</b>	
<b>Total 0109 Infrastructure</b>	<b>\$ 10,293,216</b>	<b>\$ 9,954,863</b>	<b>\$ 10,400,889</b>	<b>\$ 10,100,000</b>	<b>-2.89%</b>
<b>Grand Total</b>	<b>\$ 34,325,428</b>	<b>\$ 33,246,187</b>	<b>\$ 34,638,308</b>	<b>\$ 34,115,831</b>	<b>-1.51%</b>

\* Unaudited

# SCHEDULE OF EXPENDITURES / OTHER LOST FUND 0102/0109

## 0102-PUBLIC SAFETY

		<b>FY16</b>	<b>FY17</b>	<b>FY18</b>	<b>FY19</b>	<b>%</b>
		<b>Actual</b>	<b>Actual</b>	<b>Actual*</b>	<b>Adopted</b>	<b>Change</b>
<b>Crime Prevention</b>						
110-9900	Crime Prevention	951,974	803,389	739,955	839,949	13.51%
	<b>Subtotal</b>	<b>\$ 951,974</b>	<b>\$ 803,389</b>	<b>\$ 739,955</b>	<b>\$ 839,949</b>	<b>13.51%</b>
<b>Public Works</b>						
260-9900	Public Works	124,892	116,813	112,448	137,529	22.30%
	<b>Subtotal</b>	<b>\$ 124,892</b>	<b>\$ 116,813</b>	<b>\$ 112,448</b>	<b>\$ 137,529</b>	<b>22.30%</b>
<b>Parks &amp; Recreation</b>						
270-9900	Parks & Recreation	47,925	45,671	41,253	51,085	23.83%
	<b>Subtotal</b>	<b>\$ 47,925</b>	<b>\$ 45,671</b>	<b>\$ 41,253</b>	<b>\$ 51,085</b>	<b>23.83%</b>
<b>Police</b>						
400-9900	Police	9,864,576	8,918,448	8,652,230	8,960,751	3.57%
400-9902	E-911	708,815	713,213	681,762	728,408	6.84%
	<b>Subtotal</b>	<b>\$ 10,573,391</b>	<b>\$ 9,631,661</b>	<b>\$ 9,333,992</b>	<b>\$ 9,689,159</b>	<b>3.81%</b>
<b>Fire/EMS</b>						
410-9900	Fire/EMS	3,310,007	2,821,121	2,870,404	2,947,890	2.70%
	<b>Subtotal</b>	<b>\$ 3,310,007</b>	<b>\$ 2,821,121</b>	<b>\$ 2,870,404</b>	<b>\$ 2,947,890</b>	<b>2.70%</b>
<b>MCP</b>						
420-9900	MCP	687,250	672,949	724,596	723,581	-0.14%
	<b>Subtotal</b>	<b>\$ 687,250</b>	<b>\$ 672,949</b>	<b>\$ 724,596</b>	<b>\$ 723,581</b>	<b>-0.14%</b>
<b>District Attorney</b>						
500-9900	District Attorney	133,469	165,612	188,599	190,137	0.82%
	<b>Subtotal</b>	<b>\$ 133,469</b>	<b>\$ 165,612</b>	<b>\$ 188,599</b>	<b>\$ 190,137</b>	<b>0.82%</b>
<b>Clerk of Superior Court</b>						
500-9902	Clerk of Superior Court	-	-	39,059	43,089	10.32%
	<b>Subtotal</b>	<b>\$ -</b>	<b>\$ -</b>	<b>\$ 39,059</b>	<b>\$ 43,089</b>	<b>10.32%</b>
<b>State Court Solicitor</b>						
510-9900	State Court Solicitor	219,821	202,624	219,406	223,253	1.75%
	<b>Subtotal</b>	<b>\$ 219,821</b>	<b>\$ 202,624</b>	<b>\$ 219,406</b>	<b>\$ 223,253</b>	<b>1.75%</b>
<b>Public Defender</b>						
520-9900	Public Defender	144,846	146,710	157,653	173,864	10.28%
	<b>Subtotal</b>	<b>\$ 144,846</b>	<b>\$ 146,710</b>	<b>\$ 157,653</b>	<b>\$ 173,864</b>	<b>10.28%</b>
<b>Marshal</b>						
530-9900	Marshal	325,765	311,244	368,761	335,739	-8.95%
	<b>Subtotal</b>	<b>\$ 325,765</b>	<b>\$ 311,244</b>	<b>\$ 368,761</b>	<b>\$ 335,739</b>	<b>-8.95%</b>

\* Unaudited

**SCHEDULE OF EXPENDITURES / OTHER LOST FUND 0102/0109**

		<b>FY16</b>	<b>FY17</b>	<b>FY18</b>	<b>FY19</b>	<b>%</b>
		<b>Actual</b>	<b>Actual</b>	<b>Actual*</b>	<b>Adopted</b>	<b>Change</b>
<b>Municipal Court Clerk</b>						
530-9902	Municipal Court Clerk	86,307	93,332	96,017	94,889	-1.17%
	<b>Subtotal</b>	<b>\$ 86,307</b>	<b>\$ 93,332</b>	<b>\$ 96,017</b>	<b>\$ 94,889</b>	<b>-1.17%</b>
<b>Probate Court</b>						
540-9900	Probate Court	43,769	43,435	43,484	44,022	1.24%
	<b>Subtotal</b>	<b>\$ 43,769</b>	<b>\$ 43,435</b>	<b>\$ 43,484</b>	<b>\$ 44,022</b>	<b>1.24%</b>
<b>Sheriff</b>						
550-9900	Sheriff	2,738,254	2,669,350	3,407,269	2,908,327	-14.64%
	<b>Subtotal</b>	<b>\$ 2,738,254</b>	<b>\$ 2,669,350</b>	<b>\$ 3,407,269</b>	<b>\$ 2,908,327</b>	<b>-14.64%</b>
<b>Coroner</b>						
570-9900	Coroner	8,046	7,927	7,760	7,859	1.28%
	<b>Subtotal</b>	<b>\$ 8,046</b>	<b>\$ 7,927</b>	<b>\$ 7,760</b>	<b>\$ 7,859</b>	<b>1.28%</b>
<b>Recorder's Court</b>						
580-9900	Recorder's Court	78,662	68,153	113,979	81,857	-28.18%
	<b>Subtotal</b>	<b>\$ 78,662</b>	<b>\$ 68,153</b>	<b>\$ 113,979</b>	<b>\$ 81,857</b>	<b>-28.18%</b>
<b>Transportation</b>						
610-9900	Transportation	3,978	3,967	4,169	3,930	-5.73%
	<b>Subtotal</b>	<b>\$ 3,978</b>	<b>\$ 3,967</b>	<b>\$ 4,169</b>	<b>\$ 3,930</b>	<b>-5.73%</b>
<b>Non-Departmental</b>						
590-2000	Contingency	-	-	-	138,412	N/A
590-3000	Non-Categorical	1,649,486	1,756,033	1,804,513	2,380,580	31.92%
590-4000	Interfund Transfers	2,793,232	2,364,471	2,475,732	3,000,680	21.20%
	<b>Subtotal</b>	<b>\$ 4,442,718</b>	<b>\$ 4,120,504</b>	<b>\$ 4,280,245</b>	<b>\$ 5,519,672</b>	<b>28.96%</b>
<b>Total 0102 Public Safety</b>						
		<b>\$ 23,921,074</b>	<b>\$ 21,924,462</b>	<b>\$ 22,749,049</b>	<b>\$ 24,015,831</b>	

\* Unaudited



## SCHEDULE OF EXPENDITURES / OTHER LOST FUND 0102/0109

### 0109-INFRASTRUCTURE

		<b>FY16</b>	<b>FY17</b>	<b>FY18</b>	<b>FY19</b>	<b>%</b>
		<b>Actual</b>	<b>Actual</b>	<b>Actual*</b>	<b>Adopted</b>	<b>Change</b>
<b>Finance</b>						
200-9901	Finance	-	-	-	-	N/A
	<b>Subtotal</b>	<b>\$ -</b>	<b>\$ -</b>	<b>\$ -</b>	<b>\$ -</b>	<b>N/A</b>
<b>Information Technology</b>						
210-9901	Information Technology	512,893	1,106,158	949,547	1,520,321	60.11%
	<b>Subtotal</b>	<b>\$ 512,893</b>	<b>\$ 1,106,158</b>	<b>\$ 949,547</b>	<b>\$ 1,520,321</b>	<b>60.11%</b>
<b>Engineering</b>						
250-9901	Engineering	2,224,254	1,908,532	1,016,978	1,800,000	76.99%
	<b>Subtotal</b>	<b>\$ 2,224,254</b>	<b>\$ 1,908,532</b>	<b>\$ 1,016,978</b>	<b>\$ 1,800,000</b>	<b>76.99%</b>
<b>Public Works</b>						
260-9901	Public Works	727,723	1,138,855	1,026,035	500,400	-51.23%
	<b>Subtotal</b>	<b>\$ 727,723</b>	<b>\$ 1,138,855</b>	<b>\$ 1,026,035</b>	<b>\$ 500,400</b>	<b>-51.23%</b>
<b>Non-Departmental</b>						
590-2000	Contingency	-	-	-	-	N/A
590-3000	Non-Categorical	341,203	322,738	299,440	265,706	-11.27%
590 -4000	Interfund Transfers	5,964,117	6,004,909	6,000,098	6,013,573	0.22%
	<b>Subtotal</b>	<b>\$ 6,305,320</b>	<b>\$ 6,327,647</b>	<b>\$ 6,299,538</b>	<b>\$ 6,279,279</b>	<b>-0.32%</b>
<b>Total 0109 Infrastructure</b>		<b>\$ 9,770,190</b>	<b>\$ 10,481,192</b>	<b>\$ 9,292,098</b>	<b>\$ 10,100,000</b>	<b>8.69%</b>
<b>Grand Total</b>		<b>\$ 33,691,264</b>	<b>\$ 32,405,654</b>	<b>\$ 32,041,147</b>	<b>\$ 34,115,831</b>	<b>6.48%</b>

\* Unaudited

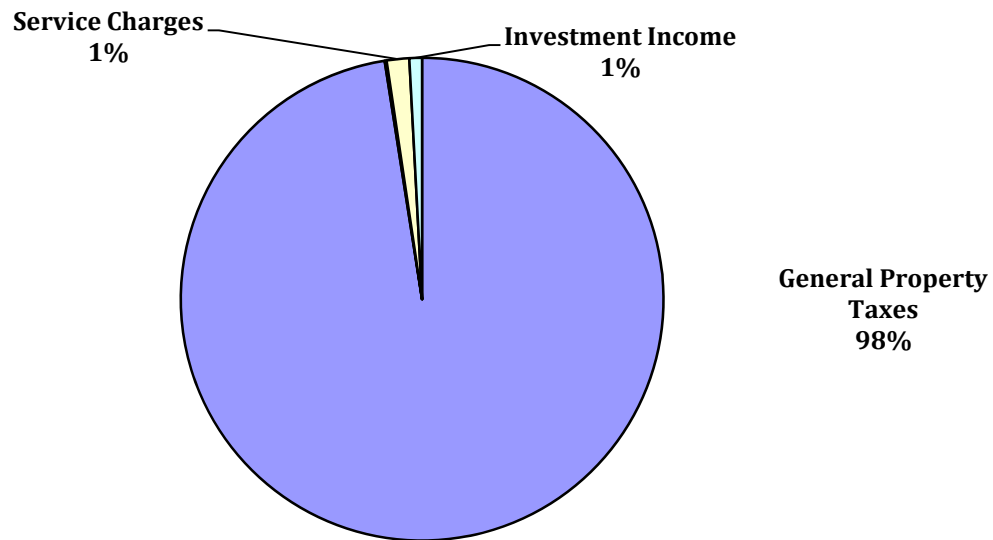
## OVERVIEW / STORMWATER FUND 0202

**Stormwater Fund**

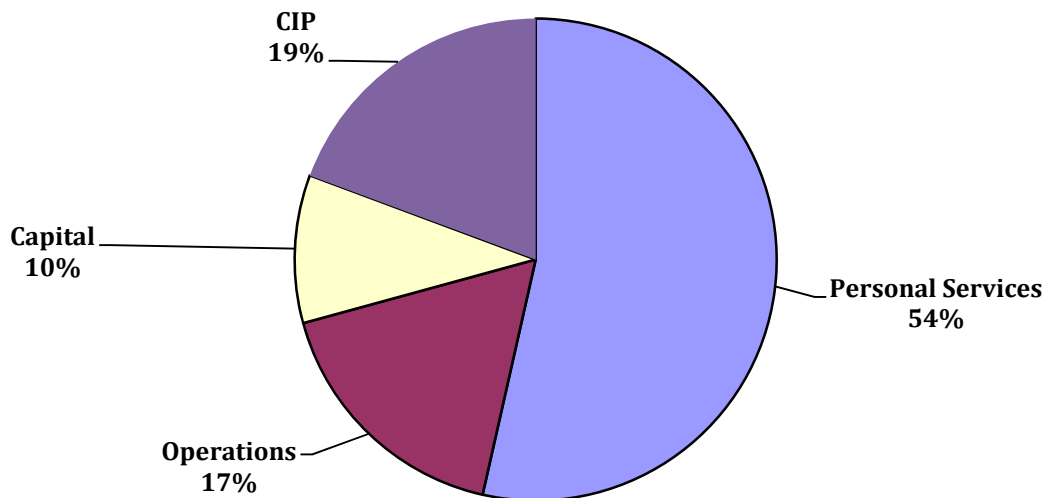
**\$**

**5,832,210**

### Budget by Revenue Source



### Budget by Expense Category



The Stormwater (Sewer) Fund accounts for the operations, maintenance and improvement of the stormwater and sewer systems.

## SCHEDULE OF REVENUES / STORMWATER FUND 0202

		<b>FY16</b>	<b>FY17</b>	<b>FY18</b>	<b>FY19</b>	<b>%</b>
		<b>Actual</b>	<b>Actual</b>	<b>Actual*</b>	<b>Adopted</b>	<b>Change</b>
<b>General Property Taxes</b>						
4001	Real Property	4,108,427	4,164,469	4,370,809	5,136,999	17.53%
4002	Public Utility	4,777	4,843	-	-	N/A
4003	Timber	24	38	10	-	-100.00%
4005	Personal Property	720,989	726,163	755,653	-	-100.00%
4006	Personal Property-Motor Vehicle	451,410	462,901	486,180	420,711	-13.47%
4007	Mobile Homes	6,542	4,816	5,290	-	-100.00%
4012	Not on Digest-Real & Personal	4,881	1,259	-	2,000	N/A
4015	Recording Intangibles	93,368	90,609	90,212	80,000	-11.32%
	<b>Subtotal</b>	<b>\$ 5,390,418</b>	<b>\$ 5,455,098</b>	<b>\$ 5,708,154</b>	<b>\$ 5,639,710</b>	<b>-1.20%</b>
<b>Penalties &amp; Interest</b>						
4150	Ad Valorem	93,863	8,173	88,338	40,000	-54.72%
4151	Auto	11,156	6,840	6,396	7,500	17.26%
	<b>Subtotal</b>	<b>\$ 105,019</b>	<b>\$ 15,013</b>	<b>\$ 94,734</b>	<b>\$ 47,500</b>	<b>-49.86%</b>
<b>Total General Property Taxes</b>		<b>\$ 5,495,437</b>	<b>\$ 5,470,111</b>	<b>\$ 5,802,888</b>	<b>\$ 5,687,210</b>	<b>-1.99%</b>
<b>Intergovernmental</b>						
	Payment in Lieu of Taxes-					
4400	Housing Authority	8,003	7,129	6,437	7,000	8.75%
<b>Total Intergovernmental</b>		<b>\$ 8,003</b>	<b>\$ 7,129</b>	<b>\$ 6,437</b>	<b>\$ 7,000</b>	<b>8.75%</b>
<b>Charges For Services</b>						
<b>Streets &amp; Public Improvement Fees</b>						
4464	Land Disturbance Fees	6,800	11,520	13,800	8,000	-42.03%
4593	Street Repair Reimbursement	-	-	-	-	N/A
4596	Erosion Control	29,532	139,770	167,509	80,000	-52.24%
	<b>Subtotal</b>	<b>\$ 36,332</b>	<b>\$ 151,290</b>	<b>\$ 181,309</b>	<b>\$ 88,000</b>	<b>-51.46%</b>
<b>Other Charges for Services</b>						
4837	Miscellaneous	373	350	93	-	-100.00%
	<b>Subtotal</b>	<b>\$ 373</b>	<b>\$ 350</b>	<b>\$ 93</b>	<b>\$ -</b>	<b>-100.00%</b>
<b>Total Charges For Services</b>		<b>\$ 36,705</b>	<b>\$ 151,640</b>	<b>\$ 181,402</b>	<b>\$ 88,000</b>	<b>-51.49%</b>
<b>Investment Income</b>						
4772	Gains/Losses on Investments	(25,548)	(53,750)	(88,986)	-	-100.00%
4780	Investment Interest	81,074	109,026	132,009	50,000	-62.12%
4862	Sale of Salvage	-	-	-	-	N/A
<b>Total Investment Income</b>		<b>\$ 55,526</b>	<b>\$ 55,276</b>	<b>\$ 43,023</b>	<b>\$ 50,000</b>	<b>16.22%</b>
<b>Grand Total</b>		<b>\$ 5,595,671</b>	<b>\$ 5,684,156</b>	<b>\$ 6,033,750</b>	<b>\$ 5,832,210</b>	<b>-3.34%</b>

\* Unaudited

## SCHEDULE OF EXPENDITURES / STORMWATER FUND 0202

	<b>FY16 Actual</b>	<b>FY17 Actual</b>	<b>FY18 Actual*</b>	<b>FY19 Adopted</b>	<b>% Change</b>
<b>Engineering</b>					
250-230 Drainage	336,327	431,918	317,159	334,725	5.54%
250-260 Stormwater	251,369	263,117	320,797	328,796	2.49%
<b>Subtotal</b>	<b>\$ 587,696</b>	<b>\$ 695,035</b>	<b>\$ 637,956</b>	<b>\$ 663,521</b>	<b>4.01%</b>
<b>Public Services</b>					
260-321 Sewer Maintenance	3,199,707	3,202,757	3,102,629	3,673,426	18.40%
260-371 Other Maintenance & Repairs	-	-	-	5,000	N/A
<b>Subtotal</b>	<b>\$ 3,199,707</b>	<b>\$ 3,202,757</b>	<b>\$ 3,102,629</b>	<b>\$ 3,678,426</b>	<b>18.56%</b>
<b>Non-Categorical</b>					
590-200 Contingency	-	-	-	42,133	N/A
590-300 Non-Categorical	326,510	347,290	330,256	302,528	-8.40%
590-400 Interfund Transfers	1,013,711	1,003,179	4,087,642	1,145,602	-71.97%
<b>Subtotal</b>	<b>\$ 1,340,221</b>	<b>\$ 1,350,469</b>	<b>\$ 4,417,898</b>	<b>\$ 1,490,263</b>	<b>-66.27%</b>
<b>Grand Total</b>	<b>\$ 5,127,624</b>	<b>\$ 5,248,261</b>	<b>\$ 8,158,483</b>	<b>\$ 5,832,210</b>	<b>-28.51%</b>

\* Unaudited



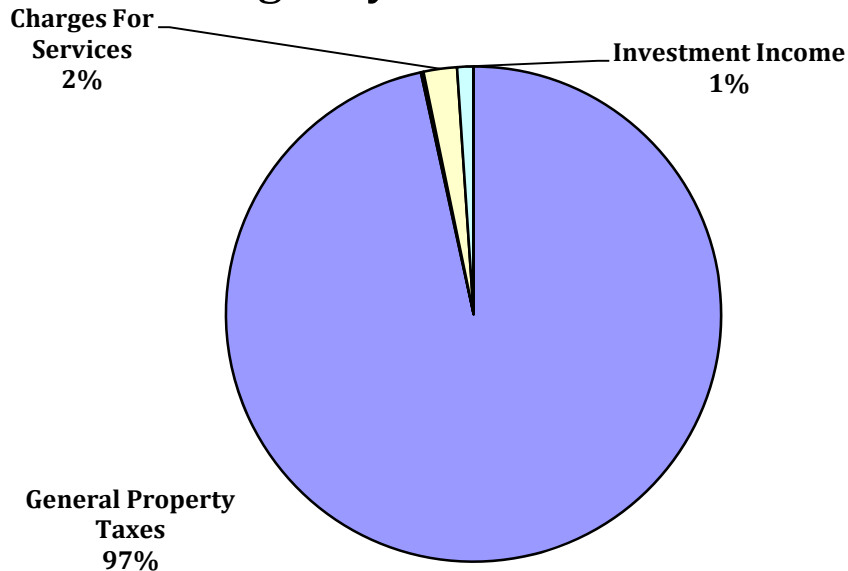
## OVERVIEW / PAVING FUND 0203

**Paving Fund**

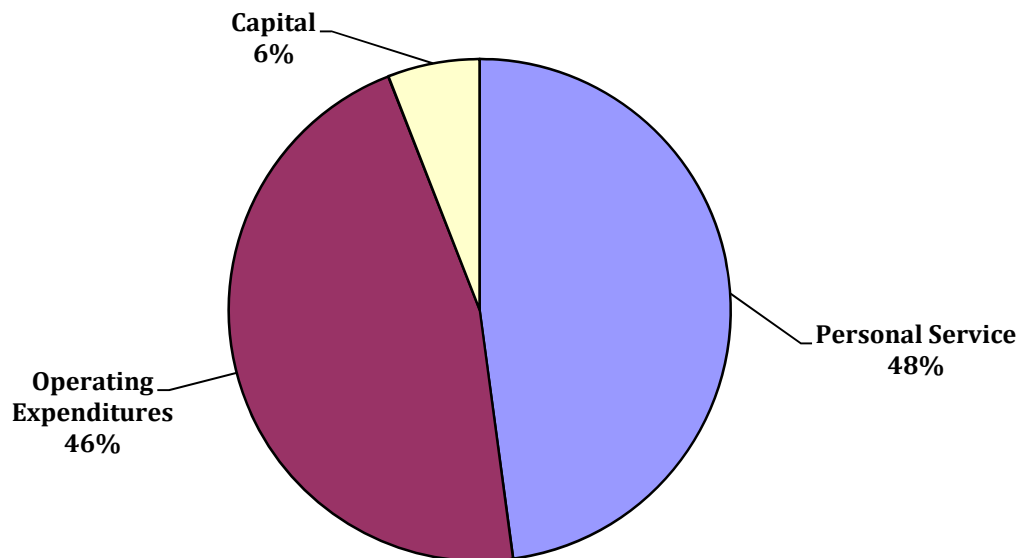
**\$**

**16,461,875**

### Budget by Revenue Source



### Budget by Expense Category



The Paving Fund accounts for maintenance of and improvements to the City's roads and bridges.

## SCHEDULE OF REVENUES / PAVING FUND 0203

		<b>FY16</b>	<b>FY17</b>	<b>FY18</b>	<b>FY19</b>	<b>%</b>
		<b>Actual</b>	<b>Actual</b>	<b>Actual*</b>	<b>Adopted</b>	<b>Change</b>
<b>General Property Taxes</b>						
4001	Real Property	11,395,983	11,551,451	12,123,669	14,248,993	17.53%
4002	Public Utility	13,251	13,434	-	-	N/A
4003	Timber	68	105	27	-	-100.00%
4005	Personal Property	1,999,884	2,014,238	2,096,039	-	-100.00%
4006	Personal Property-Motor Vehicle	1,252,143	1,284,016	1,348,589	1,166,987	-13.47%
4007	Mobile Homes	18,149	13,361	14,675	-	-100.00%
4012	Not on Digest-Real & Personal	13,538	3,491	-	12,000	N/A
4015	Recording Intangibles	258,984	251,332	250,232	250,000	-0.09%
	<b>Subtotal</b>	<b>\$ 14,952,000</b>	<b>\$ 15,131,428</b>	<b>\$ 15,833,231</b>	<b>\$ 15,677,980</b>	<b>-0.98%</b>
<b>Penalties &amp; Interest</b>						
4150	Ad Valorem	260,357	22,671	245,033	200,000	-18.38%
4151	Auto	30,945	18,972	17,742	20,000	12.73%
	<b>Subtotal</b>	<b>\$ 291,302</b>	<b>\$ 41,643</b>	<b>\$ 262,775</b>	<b>\$ 220,000</b>	<b>-16.28%</b>
<b>Total General Property Taxes</b>		<b>\$ 15,243,302</b>	<b>\$ 15,173,071</b>	<b>\$ 16,096,006</b>	<b>\$ 15,897,980</b>	<b>-1.23%</b>
<b>Intergovernmental</b>						
4376	Disaster Reimbursement	-	-	139,121	-	-100.00%
4394	GEMA	5,365	268,953	-	-	N/A
4400	Payment in Lieu of Taxes-Housing Authority	\$ 22,198	\$ 19,775	\$ 17,855	30,000	68.02%
<b>Total Intergovernmental</b>		<b>\$ 27,563</b>	<b>\$ 288,728</b>	<b>\$ 156,976</b>	<b>\$ 30,000</b>	<b>-80.89%</b>
<b>Charges For Services</b>						
4837	Miscellaneous	1,735	1,472	808	-	-100.00%
4853	Claims/Settlements	-	-	-	-	N/A
	<b>Subtotal</b>	<b>\$ 1,735</b>	<b>\$ 1,472</b>	<b>\$ 808</b>	<b>\$ -</b>	<b>-100.00%</b>
<b>Special Assessments</b>						
4593	Street Repair Reimbursement	\$ 16,550	\$ 16,584	\$ 23,640	16,000	-32.32%
	<b>Subtotal</b>	<b>\$ 16,550</b>	<b>\$ 16,584</b>	<b>\$ 23,640</b>	<b>\$ 16,000</b>	<b>-32.32%</b>
<b>State Road Maintenance Fee</b>						
4597	Maintaining State Highways	342,895	342,895	342,895	342,895	0.00%
	<b>Subtotal</b>	<b>\$ 342,895</b>	<b>\$ 342,895</b>	<b>\$ 342,895</b>	<b>\$ 342,895</b>	<b>0.00%</b>
<b>Other Fees</b>						
4599	Public Service Clean-Up Fees	\$ -	\$ -	\$ 792	\$ -	-100.00%
	<b>Subtotal</b>	<b>\$ -</b>	<b>\$ -</b>	<b>\$ 792</b>	<b>\$ -</b>	<b>-100.00%</b>
<b>Total Charges For Services</b>		<b>\$ 361,180</b>	<b>\$ 360,951</b>	<b>\$ 368,135</b>	<b>\$ 358,895</b>	<b>-2.51%</b>

\* Unaudited

### **SCHEDULE OF REVENUES / PAVING FUND 0203**

		<b>FY16</b>	<b>FY17</b>	<b>FY18</b>	<b>FY19</b>	<b>%</b>
		<b>Actual</b>	<b>Actual</b>	<b>Actual*</b>	<b>Adopted</b>	<b>Change</b>
<b>Investment Income</b>						
4772	Gains/Losses on Investments	(57,797)	(277,108)	(205,451)	-	-100.00%
4780	Investment Interest	356,631	329,918	228,454	175,000	-23.40%
4907	Sale of Assets	-	-	-		N/A
<b>Total Investment Income</b>		<b>\$ 298,834</b>	<b>\$ 52,810</b>	<b>\$ 23,003</b>	<b>\$ 175,000</b>	<b>660.77%</b>
<b>Rents &amp; Royalties</b>						
4879	Sale of Planning & Development Documents	-	-	426	-	-100.00%
<b>Total Rents &amp; Royalties</b>		<b>\$ -</b>	<b>\$ -</b>	<b>\$ 426</b>	<b>\$ -</b>	<b>-100.00%</b>
<b>Use Of Fund Balance</b>					<b>\$ -</b>	
<b>Grand Total</b>		<b>\$ 15,930,879</b>	<b>\$ 15,875,560</b>	<b>\$ 16,644,546</b>	<b>\$ 16,461,875</b>	<b>-1.10%</b>

\* Unaudited

### **SCHEDULE OF EXPENDITURES / PAVING FUND 0203**

		<b>FY16</b>	<b>FY17</b>	<b>FY18</b>	<b>FY19</b>	<b>%</b>
		<b>Actual</b>	<b>Actual</b>	<b>Actual*</b>	<b>Adopted</b>	<b>Change</b>
<b>Engineering</b>						
250-2200	Highways & Roads	907,945	928,572	1,092,605	1,111,730	1.75%
<b>Subtotal</b>		<b>\$ 907,945</b>	<b>\$ 928,572</b>	<b>\$ 1,092,605</b>	<b>\$ 1,111,730</b>	<b>1.75%</b>
<b>Public Services</b>						
260-2100	Street Improvements	-	-	-	-	N/A
260-3110	Repairs & Maintenance	3,755,703	4,035,598	3,866,975	4,580,425	18.45%
260-3120	Right-of-Way Maintenance	6,374,478	6,240,183	6,709,129	7,283,953	8.57%
260-3130	Community Services-Right-of Way Maintenance	222,059	230,575	214,687	285,429	32.95%
260-3710	Other Maintenance & Repairs	418	-	211	5,000	2269.67%
<b>Subtotal</b>		<b>\$ 10,352,658</b>	<b>\$ 10,506,356</b>	<b>\$ 10,791,002</b>	<b>\$ 12,154,807</b>	<b>12.64%</b>
<b>Non-Categorical</b>						
590-2000	Contingency	-	-	-	125,974	N/A
590-3000	Non-Categorical	1,115,104	1,090,347	1,078,922	954,219	-11.56%
590-4000	Interfund Transfers	2,259,747	8,023,274	4,669,569	2,115,145	-54.70%
<b>Subtotal</b>		<b>\$ 3,374,851</b>	<b>\$ 9,113,621</b>	<b>\$ 5,748,491</b>	<b>\$ 3,195,338</b>	<b>-44.41%</b>
<b>Grand Total</b>		<b>\$ 14,635,454</b>	<b>\$ 20,548,549</b>	<b>\$ 17,632,098</b>	<b>\$ 16,461,875</b>	<b>-6.64%</b>

\* Unaudited

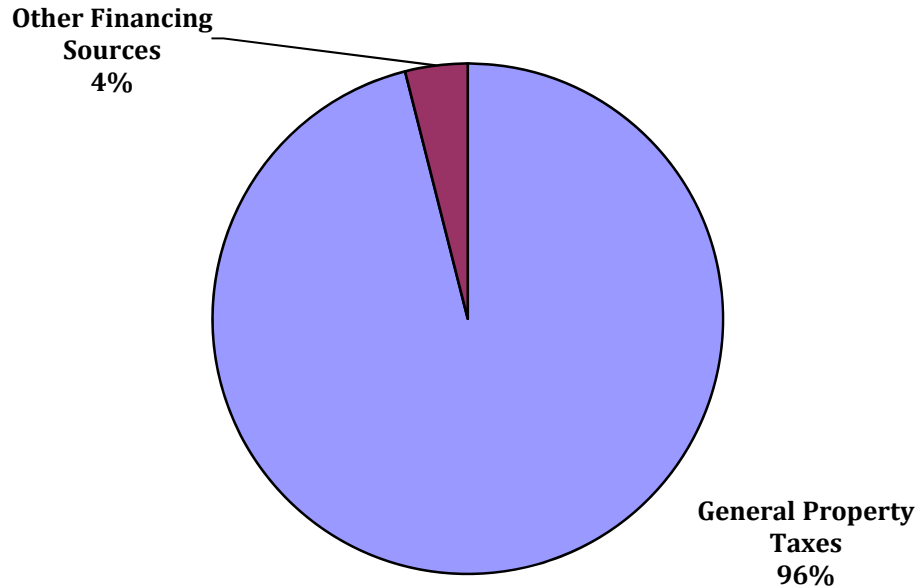
## OVERVIEW / MEDICAL CENTER FUND 0204

**Medical Center Fund**

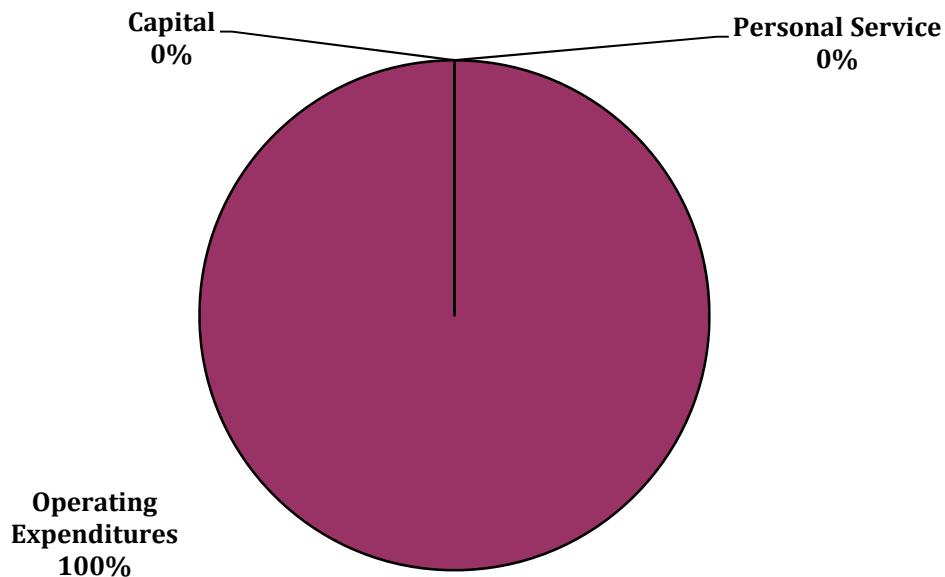
**\$**

**15,197,669**

### Budget by Revenue Source



### Budget by Expense Category



The Medical Center Fund account funds payment for inpatient and outpatient medical care for indigent residents of Columbus as well as a portion of medical costs for prisoners in custody at the Muscogee County Jail and Muscogee County Prison. It is funded by contract based on the collections of a 3.00 mill levy.



## **SCHEDULE OF REVENUES / MEDICAL CENTER FUND 0204**

		<b>FY16</b>	<b>FY17</b>	<b>FY18</b>	<b>FY19</b>	<b>%</b>
		<b>Actual</b>	<b>Actual</b>	<b>Actual*</b>	<b>Adopted</b>	<b>Change</b>
<b>General Property Taxes</b>						
4001	Real Property	10,779,984	10,917,685	11,511,754	13,504,086	17.31%
4003	Timber	369	571	146	-	-100.00%
4005	Personal Property	1,891,871	1,903,674	1,980,984	-	-100.00%
4006	Motor Vehicles	1,173,344	1,203,263	1,263,775	1,093,583	-13.47%
4007	Mobile Homes	15,827	11,652	12,798	-	-100.00%
<b>Total General Property Taxes</b>		<b>\$ 13,861,395</b>	<b>\$ 14,036,845</b>	<b>\$ 14,769,457</b>	<b>\$ 14,597,669</b>	<b>-1.16%</b>
<b>Other Financing Sources</b>						
4837	Miscellaneous	-	-	-	-	N/A
4931	Transfer In-General Fund	600,000	600,000	600,000	600,000	0.00%
<b>Total Other Financing Sources</b>		<b>\$ 600,000</b>	<b>\$ 600,000</b>	<b>\$ 600,000</b>	<b>\$ 600,000</b>	<b>0.00%</b>
<b>Grand Total</b>		<b>\$ 14,461,395</b>	<b>\$ 14,636,845</b>	<b>\$ 15,369,457</b>	<b>\$ 15,197,669</b>	<b>-1.12%</b>

\* Unaudited

## **SCHEDULE OF EXPENDITURES / MEDICAL CENTER FUND 0204**

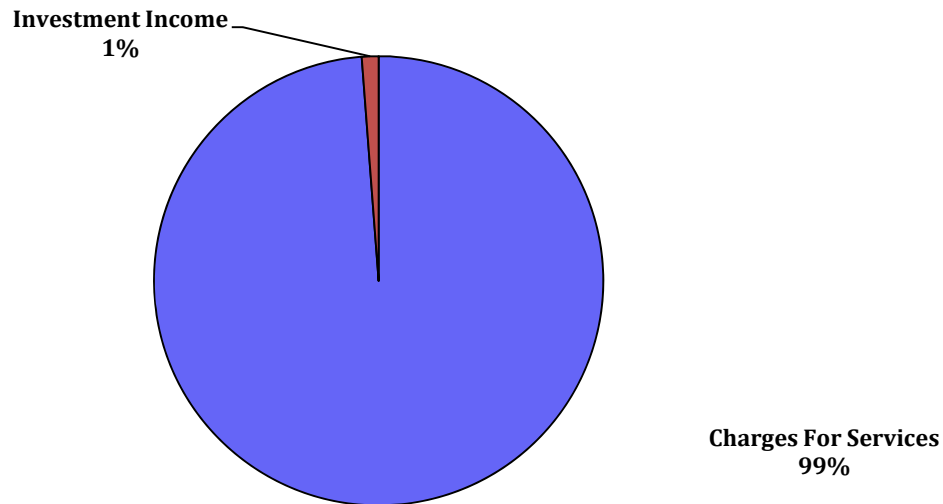
		<b>FY16</b>	<b>FY17</b>	<b>FY18</b>	<b>FY19</b>	<b>%</b>
		<b>Actual</b>	<b>Actual</b>	<b>Actual*</b>	<b>Adopted</b>	<b>Change</b>
200-3000	Medical Center	14,690,698	14,565,995	14,921,954	15,197,669	1.85%
<b>Grand Total</b>		<b>\$ 14,690,698</b>	<b>\$ 14,565,995</b>	<b>\$ 14,921,954</b>	<b>\$ 15,197,669</b>	<b>1.85%</b>

\* Unaudited

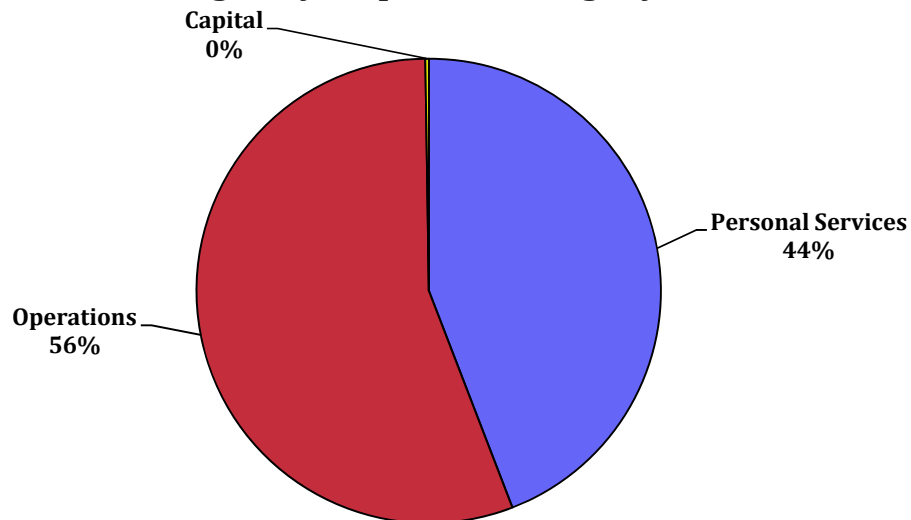
## **Integrated Waste Management Fund      \$                      13,277,000**

The Integrated Waste Management Fund accounts for the expenses associated with the collection and disposal of solid waste and recycling in Muscogee County.

**Budget by Revenue Source**



**Budget by Expense Category**



## SCHEDULE OF REVENUES / INTEGRATED WASTE MANAGEMENT FUND 0207

	FY16 Actual	FY17 Actual	FY18 Actual*	FY19 Adopted	% Change
<b>Intergovernmental</b>					
4376 Disaster Reimbursement	-	-	149,496	-	-100.00%
<b>Total Intergovernmental</b>	-	-	<b>149,496</b>	-	<b>-100.00%</b>
<b>Charges For Services</b>					
<b>Sanitation</b>					
4550 Inert Landfill Fees-Granite Bluff	73,392	76,408	84,863	70,000	-17.51%
4552 Commercial Solid Waste	82,940	81,860	69,240	82,000	18.43%
4553 Residential Solid Waste Collection	9,892,222	11,244,767	11,246,011	11,880,000	5.64%
4556 Inert Landfill Fees-Oxbow	-	-	-	-	N/A
4557 Pine Grove Landfill	421,578	399,644	425,190	405,000	-4.75%
<b>Subtotal</b>	<b>\$ 10,470,132</b>	<b>\$ 11,802,679</b>	<b>\$ 11,825,304</b>	<b>\$ 12,437,000</b>	<b>5.17%</b>
<b>Other Fees</b>					
4558 Recycling Fees	615,228	703,458	673,528	650,000	-3.49%
4588 Tree Fee	37,838	37,987	60,157	30,000	-50.13%
4837 Miscellaneous	7,135	2,995	318	-	-100.00%
4840 Rebates	-	3,831	-	-	N/A
<b>Subtotal</b>	<b>660,201</b>	<b>748,271</b>	<b>734,003</b>	<b>680,000</b>	<b>-7.36%</b>
<b>Total Charges For Services</b>	<b>\$ 11,130,333</b>	<b>\$ 12,550,950</b>	<b>\$ 12,559,307</b>	<b>\$ 13,117,000</b>	<b>4.44%</b>
<b>Investment Income</b>					
4772 Gains/Losses on Investments	45,093	(108,286)	(207,903)	-	-100.00%
4780 Investment Interest	239,606	194,878	274,226	160,000	-41.65%
<b>Total Investment Income</b>	<b>\$ 284,699</b>	<b>\$ 86,592</b>	<b>\$ 66,323</b>	<b>\$ 160,000</b>	<b>141.24%</b>
<b>Other Financing Sources</b>					
4906 Property Sales	-	9,300	(4,000)	-	-100.00%
4908 Gain on Sale of Assets	-	112,887	59,700	-	-100.00%
4931 Transfer In-General Fund	-	-	-	-	N/A
4998 Transfer In-LOST	-	-	-	-	N/A
<b>Total Other Financing Sources</b>	<b>\$ -</b>	<b>\$ 122,187</b>	<b>\$ 55,700</b>	<b>\$ -</b>	<b>-100.00%</b>
<b>Grand Total</b>	<b>\$ 11,415,032</b>	<b>\$ 12,759,729</b>	<b>\$ 12,830,826</b>	<b>\$ 13,277,000</b>	<b>3.48%</b>

\* Unaudited

## SCHEDULE OF EXPENDITURES / INTEGRATED WASTE MANAGEMENT FUND 0207

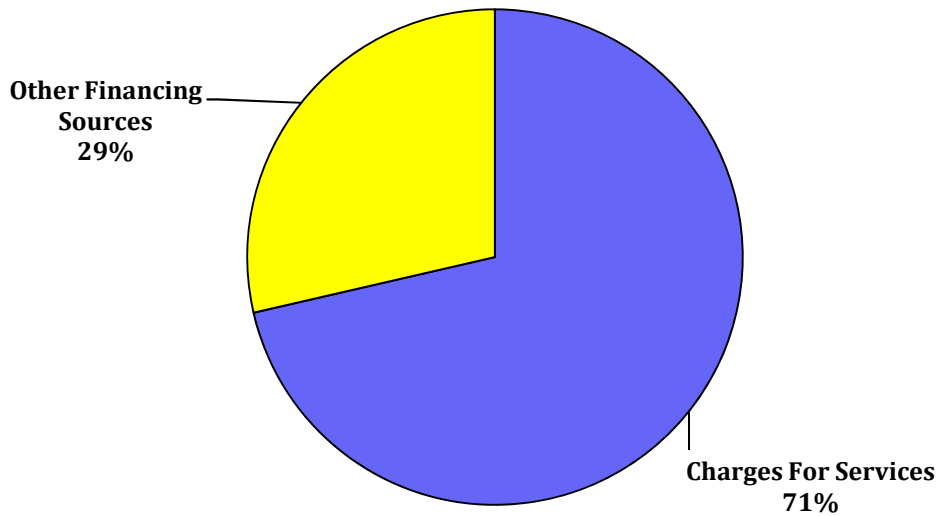
	FY16 Actual	FY17 Actual	FY18 Actual*	FY19 Adopted	% Change
<b>Public Works</b>					
260-3510 Solid Waste Collection	6,362,903	5,537,305	5,549,369	5,797,179	4.47%
260-3520 Recycling	1,277,667	921,327	1,131,313	1,199,883	6.06%
260-3540 Granite Bluff Inert LF	250,251	251,381	313,384	264,484	-15.60%
260-3550 Oxbow Meadow Inert LF	2,990	-	-	-	N/A
260-3560 Pine Grove Landfill	1,501,345	1,711,566	5,880,016	1,666,423	-71.66%
260-3570 Recycling Sustain Center	1,084,531	1,017,174	1,040,172	1,062,967	2.19%
260-3580 Recycling - Ft Benning	124,619	14,307	-	-	N/A
260-3710 Other Maint Repairs	7,682	12,419	12,135	13,580	11.91%
<b>Subtotal</b>	<b>\$ 10,611,988</b>	<b>\$ 9,465,479</b>	<b>\$ 13,926,389</b>	<b>\$ 10,004,516</b>	<b>-28.16%</b>
<b>Parks &amp; Recreation</b>					
270-3150 Refuse Collection- Parks	89,058	114,770	111,737	84,953	-23.97%
<b>Subtotal</b>	<b>\$ 89,058</b>	<b>\$ 114,770</b>	<b>\$ 111,737</b>	<b>\$ 84,953</b>	<b>-23.97%</b>
<b>Non-Categorical</b>					
590-2000 Contingency	-	-	-	203,651	N/A
590-3000 Non-Categorical	1,254,115	1,269,886	1,162,909	916,073	-21.23%
590-4000 Interfund Transfers	-	-	1,195,027	2,067,807	73.03%
<b>Subtotal</b>	<b>\$ 1,254,115</b>	<b>\$ 1,269,886</b>	<b>\$ 2,357,936</b>	<b>\$ 3,187,531</b>	<b>35.18%</b>
<b>Grand Total</b>	<b>\$ 11,955,161</b>	<b>\$ 10,850,135</b>	<b>\$ 16,396,062</b>	<b>\$ 13,277,000</b>	<b>-19.02%</b>

\* Unaudited

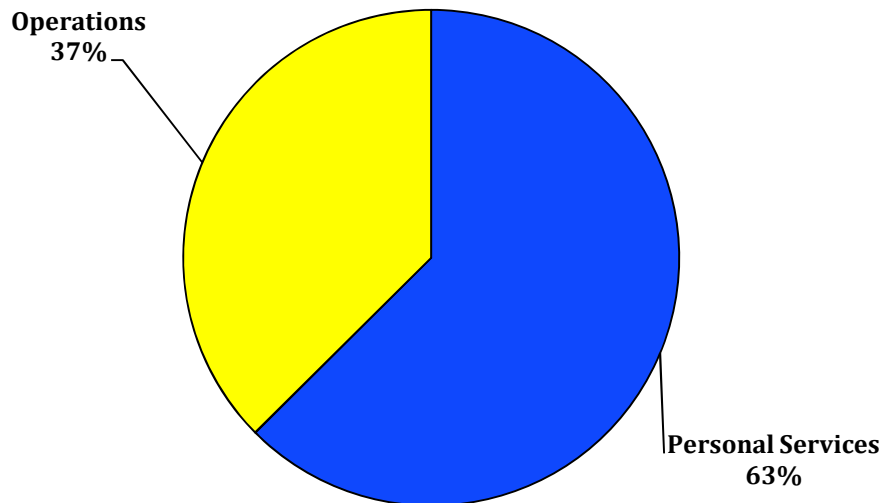


**Emergency Telephone Fund                      \$                      4,019,886**

**Budget by Revenue Source**



**Budget by Expense Category**



The Emergency Telephone Fund accounts for expenses for the Emergency 911 System that ensures public safety departments respond quickly to emergency situations.

## SCHEDULE OF REVENUES / EMERGENCY TELEPHONE FUND 0209

		<b>FY16</b>	<b>FY17</b>	<b>FY18</b>	<b>FY19</b>	<b>%</b>
		<b>Actual</b>	<b>Actual</b>	<b>Actual*</b>	<b>Adopted</b>	<b>Change</b>
<b>Charges For Services</b>						
4500	Emergency Telephone	1,140,165	1,208,299	1,162,636	1,215,000	4.50%
4519	Prepaid Wireless	340,354	382,395	288,508	285,000	-1.22%
4514	Wireless Surcharge	1,407,453	1,367,271	1,399,941	1,370,000	-2.14%
4837	Miscellaneous	52	54	44	-	-100.00%
<b>Total Charges For Services</b>		<b>\$ 2,888,024</b>	<b>\$ 2,958,019</b>	<b>\$ 2,851,129</b>	<b>\$ 2,870,000</b>	<b>0.66%</b>
<b>Investment Income</b>						
4772	Gains/Losses on	-	-	-	-	N/A
4780	Investment Interest	-	-	-	-	N/A
<b>Total Investment Income</b>		<b>\$ -</b>	<b>\$ -</b>	<b>\$ -</b>	<b>\$ -</b>	<b>N/A</b>
<b>Other Financing Sources</b>						
4931	Transfers In-General	-	-	-	-	N/A
4998	Transfers In-OLOST	862,959	914,398	866,523	1,149,886	32.70%
<b>Total Other Financing Sources</b>		<b>\$ 862,959</b>	<b>\$ 914,398</b>	<b>\$ 866,523</b>	<b>\$ 1,149,886</b>	<b>32.70%</b>
<b>Grand Total</b>		<b>\$ 3,750,983</b>	<b>\$ 3,872,417</b>	<b>\$ 3,717,652</b>	<b>\$ 4,019,886</b>	<b>8.13%</b>

\* Unaudited

## SCHEDULE OF EXPENDITURES / EMERGENCY TELEPHONE FUND 0209

		<b>FY16</b>	<b>FY17</b>	<b>FY18</b>	<b>FY19</b>	<b>%</b>
		<b>Actual</b>	<b>Actual</b>	<b>Actual*</b>	<b>Adopted</b>	<b>Change</b>
<b>E-911</b>						
400-3220	E-911	3,541,249	3,663,186	3,506,378	3,775,827	7.68%
	<b>Subtotal</b>	<b>3,541,249</b>	<b>3,663,186</b>	<b>3,506,378</b>	<b>3,775,827</b>	<b>7.68%</b>
<b>Non Categorical</b>						
590-2000	Contingency	-	-	-	32,511	N/A
590-3000	Non-Categorical	209,735	209,232	211,277	211,548	0.13%
590-4000	Interfund Transfers	-	-	-	-	N/A
	<b>Subtotal</b>	<b>\$ 209,735</b>	<b>\$ 209,232</b>	<b>\$ 211,277</b>	<b>\$ 244,059</b>	<b>15.52%</b>
<b>Grand Total</b>		<b>\$ 3,750,984</b>	<b>\$ 3,872,418</b>	<b>\$ 3,717,655</b>	<b>\$ 4,019,886</b>	<b>8.13%</b>

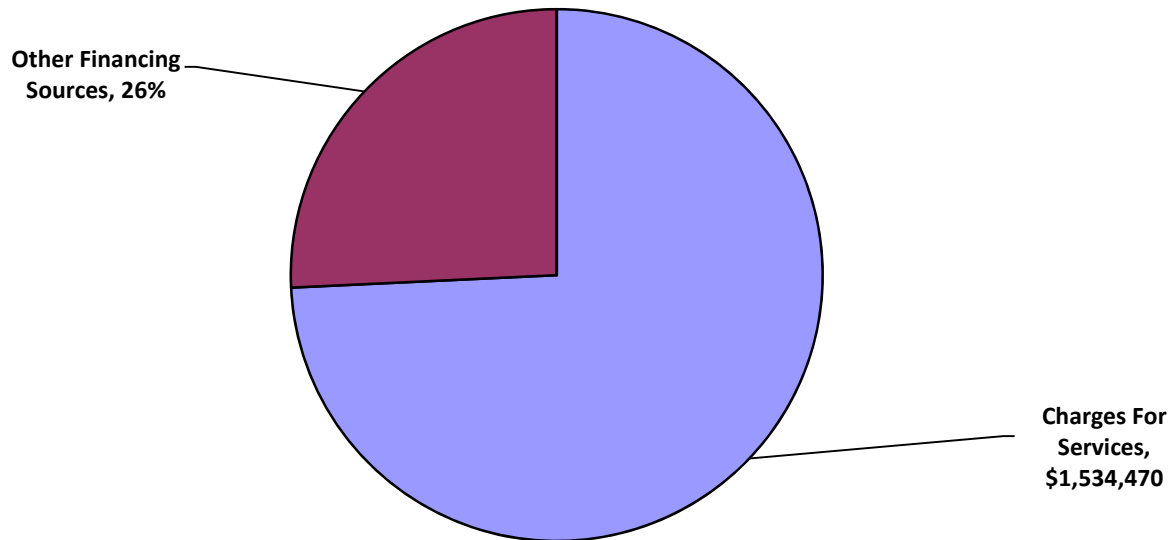
\* Unaudited

## Community Development Block Grant Fund

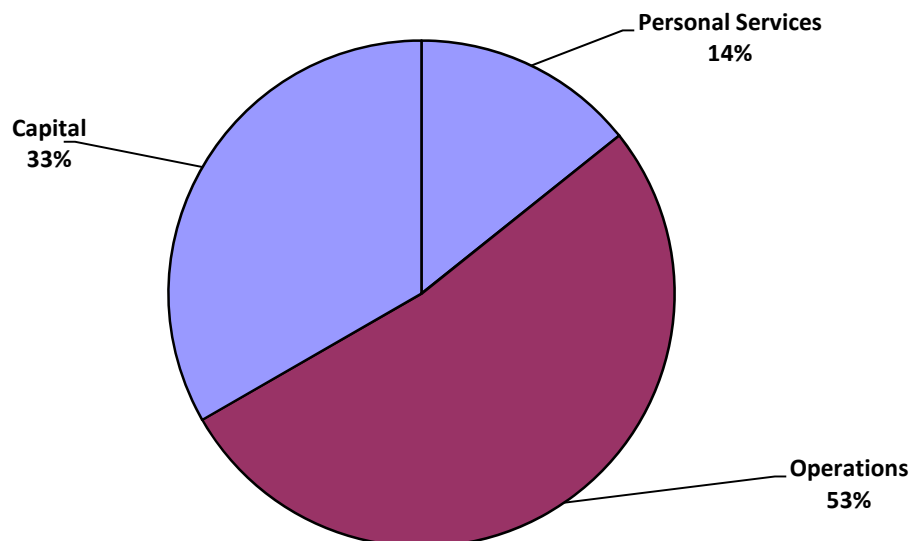
\$

2,066,470

Budget by Revenue Source



Budget by Expense Category



The Community Development Block Grant (CDBG) Fund accounts for grant monies received from the Department of Housing and Urban Development under the Community Development Block Grant Program.

## **SCHEDULE OF REVENUES / CDBG FUND 0210**

	<b>FY16</b>	<b>FY17</b>	<b>FY18</b>	<b>FY19</b>	<b>%</b>
	<b>Actual</b>	<b>Actual</b>	<b>Actual*</b>	<b>Adopted</b>	<b>Change</b>
<b>Federal Government Grants</b>					
4311 HUD Entitlement	2,054,560	1,866,578	1,160,174	1,534,470	32.26%
<b>Total Federal Government Grants</b>	<b>\$ 2,054,560</b>	<b>\$ 1,866,578</b>	<b>\$ 1,160,174</b>	<b>\$ 1,534,470</b>	<b>32.26%</b>
<b>Payments in Lieu of Taxes</b>					
4417 CDBG Program Income	26,253	-	-	-	N/A
<b>Total Payments in Lieu of Taxes</b>	<b>\$ 26,253</b>	<b>\$ -</b>	<b>\$ -</b>	<b>\$ -</b>	<b>N/A</b>
<b>Other Fees</b>					
4594 Ordained Building Demolition	-	122,232	1,309	-	-100.00%
4595 Street Assess & Demo Interest	73,539	7,496	2,220	-	-100.00%
4837 Miscellaneous	-	-	4,564	-	-100.00%
Transfer In - Neighborhood					
4939 Stabilization Program	-	-	-	532,000	N/A
<b>Total Other Fees</b>	<b>\$ 73,539</b>	<b>\$ 129,728</b>	<b>\$ 8,093</b>	<b>\$ 532,000</b>	<b>6473.58%</b>
<b>Grand Total</b>	<b>\$ 2,154,352</b>	<b>\$ 1,996,306</b>	<b>\$ 1,168,267</b>	<b>\$ 2,066,470</b>	<b>76.88%</b>

\* Unaudited



## **SCHEDULE OF EXPENDITURES / CDBG FUND 0210**

	<b>FY16</b>	<b>FY17</b>	<b>FY18</b>	<b>FY19</b>	<b>%</b>
<b>Community Reinvestment</b>	<b>Actual</b>	<b>Actual</b>	<b>Actual*</b>	<b>Adopted</b>	<b>Change</b>
2451000 CDBG Program Income	240,030	272,691	319,428	406,463	27.25%
2452100 Ordained Building Demolition	360,073	639,927	500,000	500,000	0.00%
2452300 Street Assess & Demo Interest	378,716	228,665	269,664	748,427	177.54%
2453110 Land Acquisition	68,674	1,250	86,311	176,919	104.98%
2453130 Miscellaneous	469,881	105,844	161,081	230,000	42.79%
<b>Total Community Reinvestment</b>	<b>\$ 1,517,374</b>	<b>\$ 1,248,377</b>	<b>\$ 1,336,484</b>	<b>\$ 2,061,809</b>	<b>54.27%</b>
<b>Non-Departmental</b>					
5902000 Contingency	-	-	-	4,661	N/A
5904000 Interfund Transfer	\$ 799,838	\$ 547,510	\$ -	\$ -	N/A
<b>Total Non-Department</b>	<b>\$ 799,838</b>	<b>\$ 547,510</b>	<b>\$ -</b>	<b>\$ 4,661</b>	<b>N/A</b>
<b>Grand Total</b>	<b>\$ 2,317,212</b>	<b>\$ 1,795,887</b>	<b>\$ 1,336,484</b>	<b>\$ 2,066,470</b>	<b>54.62%</b>

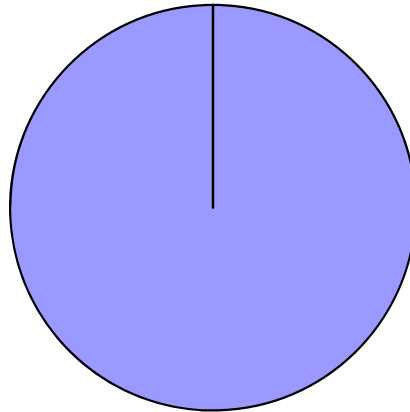
*\* Unaudited*

## Workforce Innovation & Opportunity Act Fund

\$ 3,691,125

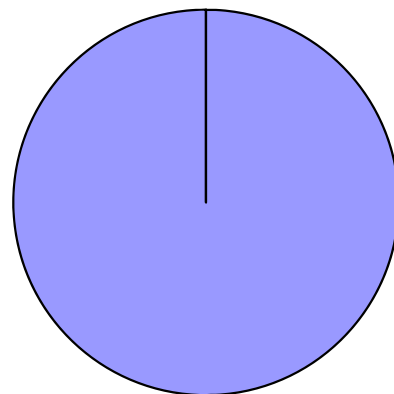
### Budget by Revenue Source

Workforce  
Investment Act -  
Federal Funding  
100%



### Budget by Expense Category

Indirect Costs  
100%



The Workforce Investment Act Program Fund accounts for grant monies received from the Department of Labor under the Job Training Partnership Act.

#### SCHEDULE OF REVENUES

		FY16 Actual	FY17 Actual	FY18 Actual*	FY19 Adopted	% Change
4333	WIOA Revenue	\$ 1,920,747	\$ 1,804,164	\$ 1,899,382	\$ 3,691,125	94.33%
<b>Grand Total</b>		<b>\$ 1,920,747</b>	<b>\$ 1,804,164</b>	<b>\$ 1,899,382</b>	<b>\$ 3,691,125</b>	<b>94.33%</b>

\* Unaudited

#### SCHEDULE OF EXPENDITURES

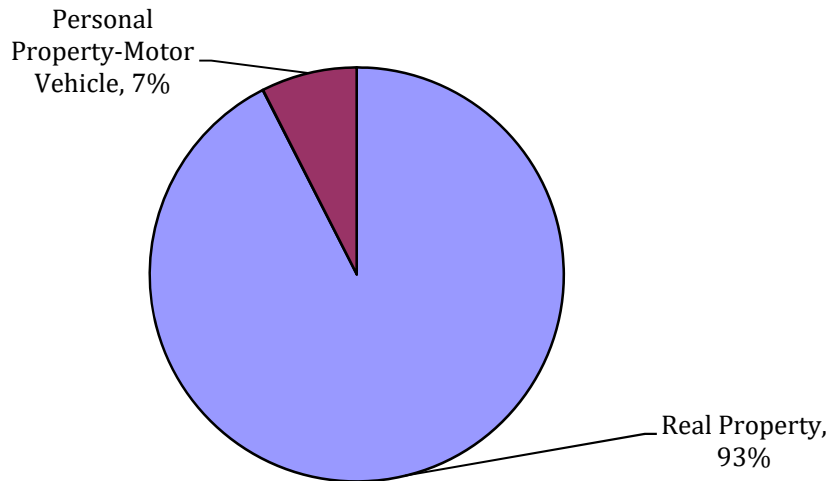
		FY16 Actual	FY17 Actual	FY18 Actual*	FY19 Adopted	% Change
6806000	WIOA Administration	\$ 1,800,210	\$ 1,899,382	\$ 2,158,066	\$ 3,691,125	71.04%
<b>Grand Total</b>		<b>\$ 1,800,210</b>	<b>\$ 1,899,382</b>	<b>\$ 2,158,066</b>	<b>\$ 3,691,125</b>	<b>71.04%</b>

\* Unaudited

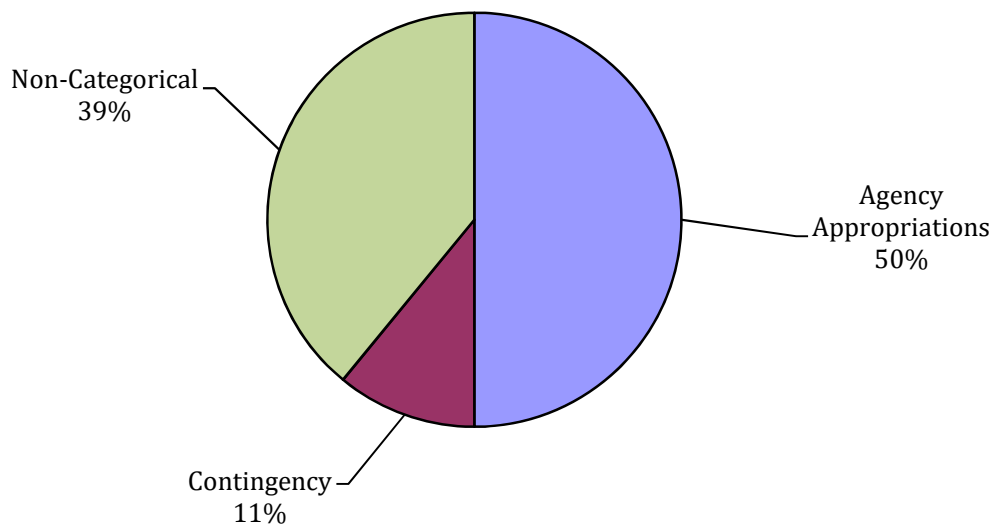
## **Economic Development Authority Fund**

**\$ 2,432,945**

### **Budget by Revenue Source**



### **Budget by Expenditures Source**



The Economic Development Authority Fund accounts for funds utilized in economic development activities for the citizens of the City of Columbus. It is budgeted on the anticipated collection rate of 0.25 mills. An additional 0.25 mills has also been established as a reserve for Economic Development and for the retirement of a specific project's cost.

## **SCHEDULE OF REVENUES / ECONOMIC DEVELOPMENT AUTH. FUND 0230**

		<b>FY16</b>	<b>FY17</b>	<b>FY18</b>	<b>FY19</b>	<b>%</b>
		<b>Actual</b>	<b>Actual</b>	<b>Actual*</b>	<b>Adopted</b>	<b>Change</b>
<b>General Property Taxes</b>						
4001	Real Property	1,793,651	1,844,417	1,918,626	2,250,681	17.31%
4003	Timber	61	95	24	-	-100.00%
4005	Personal Property	315,312	317,279	330,164	-	-100.00%
4006	Personal Property-Motor Vehicle	195,557	200,544	210,629	182,264	-13.47%
4007	Mobile Homes	2,638	1,942	2,133	-	-100.00%
<b>Total General Property Taxes</b>		<b>\$ 2,307,219</b>	<b>\$ 2,364,277</b>	<b>\$ 2,461,576</b>	<b>\$ 2,432,945</b>	<b>-1.16%</b>
<b>Grand Total</b>		<b>\$ 2,307,219</b>	<b>\$ 2,364,277</b>	<b>\$ 2,461,576</b>	<b>\$ 2,432,945</b>	<b>-1.16%</b>

\* Unaudited

## **SCHEDULE OF EXPENDITURES / ECONOMIC DEVELOPMENT AUTH. FUND 0230**

		<b>FY16</b>	<b>FY17</b>	<b>FY18</b>	<b>FY19</b>	<b>%</b>
		<b>Actual</b>	<b>Actual</b>	<b>Actual*</b>	<b>Adopted</b>	<b>Change</b>
<b>Non-Categorical</b>						
590-1000	Agency Appropriations	1,153,499	1,167,281	1,203,501	1,216,473	1.08%
590-2000	Contingency	-	-	-	266,472	N/A
590-3000	Non-Categorical	800,000	800,000	800,000	950,000	18.75%
	<b>Subtotal</b>	<b>\$ 1,953,499</b>	<b>\$ 1,967,281</b>	<b>\$ 2,003,501</b>	<b>\$ 2,432,945</b>	<b>21.43%</b>
<b>Grand Total</b>		<b>\$ 1,953,499</b>	<b>\$ 1,967,281</b>	<b>\$ 2,003,501</b>	<b>\$ 2,432,945</b>	<b>21.43%</b>

\* Unaudited



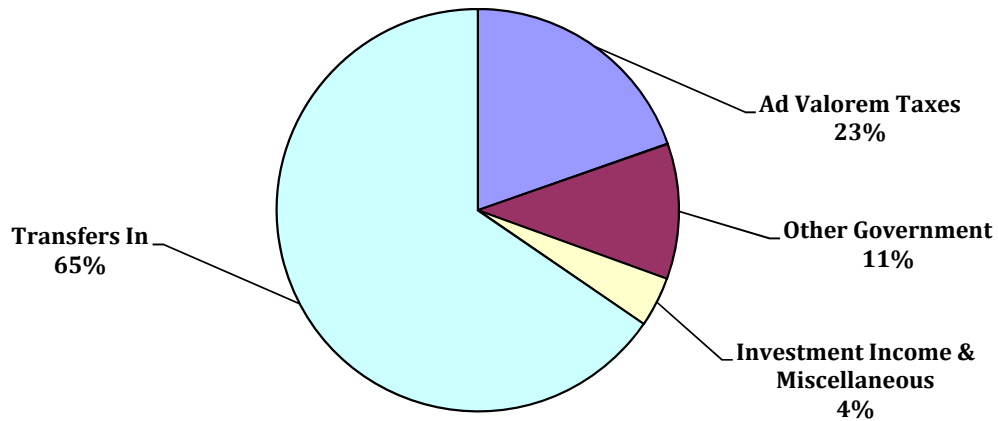
**OVERVIEW / DEBT SERVICE FUND 0405**

**Debt Service Fund**

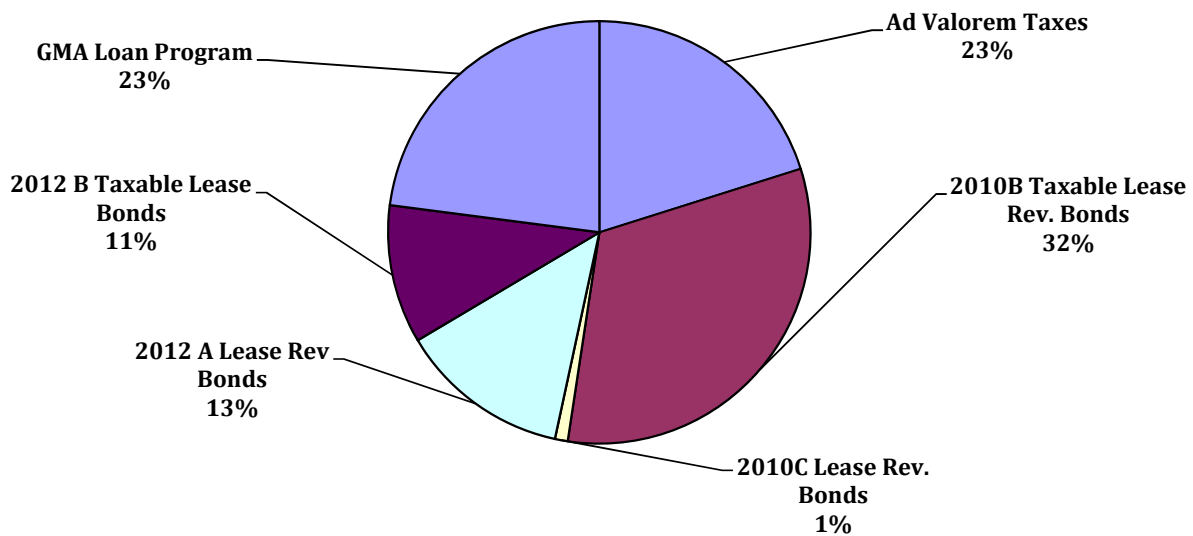
**\$**

**12,947,878**

**Budget by Revenue Source**



**Budget by Expenditure Source**



The Debt Service Fund accounts for debt payments to meet the obligations for revenue bonds.

## SCHEDULE OF REVENUES / DEBT SERVICE FUND 0405

		FY16 Actual	FY17 Actual	FY18 Actual*	FY19 Adopted	% Change
<b>General Property Taxes</b>						
4001	Real Property	2,757,691	2,778,106	2,425,702	2,274,334	-6.24%
4002	Public Utility	3,203	3,231	-	-	N/A
4003	Timber	86	133	34	-	-100.00%
4005	Personal Property	483,361	484,417	504,090	-	-100.00%
4006	Personal Property-Motor	273,780	280,761	294,881	171,328	-41.90%
4007	Mobile Homes	3,693	2,719	2,986	-	-100.00%
4012	Not on Digest-Real & Personal	3,272	840	-	2,000	N/A
4015	Recording intangibles	62,595	60,445	60,180	60,000	-0.30%
	<b>Subtotal</b>	<b>\$ 3,587,681</b>	<b>\$ 3,610,652</b>	<b>\$ 3,287,873</b>	<b>\$ 2,507,662</b>	<b>-23.73%</b>
<b>Penalties &amp; Interest</b>						
4150	Ad Valorem	62,927	5,452	58,929	31,525	-46.50%
4151	Auto	6,766	4,148	3,880	4,500	15.98%
	<b>Subtotal</b>	<b>\$ 69,693</b>	<b>\$ 9,600</b>	<b>\$ 62,809</b>	<b>\$ 36,025</b>	<b>-42.64%</b>
<b>Total General Property Taxes</b>		<b>\$ 3,657,374</b>	<b>\$ 3,620,252</b>	<b>\$ 3,350,682</b>	<b>\$ 2,543,687</b>	<b>-24.08%</b>
<b>Intergovernmental</b>						
4305	BABs Subsidy	1,411,559	1,414,596	1,416,115	1,405,397	-0.76%
4400	Payment Lieu Taxes Housing	5,365	4,756	4,294	4,500	4.80%
4415	Columbus Water Works	-	-	-	-	N/A
4425	Bull Creek Golf Course	-	-	-	-	N/A
<b>Total Intergovernmental</b>		<b>\$ 1,416,924</b>	<b>\$ 1,419,352</b>	<b>\$ 1,420,409</b>	<b>\$ 1,409,897</b>	<b>-0.74%</b>
<b>Investment Income</b>						
4772	Gains/Losses on Investments	-	-	-	-	N/A
4779	Other Interest Income	45	32	44	-	-100.00%
4780	Investment Income	7,274	18,629	41,990	5,000	-88.09%
<b>Total Investment Income</b>		<b>\$ 7,319</b>	<b>\$ 18,661</b>	<b>\$ 42,034</b>	<b>\$ 5,000</b>	<b>-88.10%</b>
<b>Miscellaneous</b>						
4837	Miscellaneous	487,596	539,627	514,300	517,443	0.61%
<b>Total Miscellaneous</b>		<b>\$ 487,596</b>	<b>\$ 539,627</b>	<b>\$ 514,300</b>	<b>\$ 517,443</b>	<b>0.61%</b>
<b>Interfund Transfers In</b>						
4932	Transfers In - Paving Fund	-	-	143,973	145,675	1.18%
4936	Transfers In- Integrated	-	-	1,195,027	1,211,807	1.40%
4998	Transfers In - Other LOST	6,084,390	6,683,613	7,081,917	7,114,369	0.46%
<b>Total Interfund Transfers In</b>		<b>\$ 6,084,390</b>	<b>\$ 6,683,613</b>	<b>\$ 8,420,917</b>	<b>\$ 8,471,851</b>	<b>0.60%</b>
<b>USE OF FUND BALANCE</b>					<b>\$ -</b>	
<b>Grand Total</b>		<b>\$ 11,653,603</b>	<b>\$ 12,281,505</b>	<b>\$ 13,748,342</b>	<b>\$ 12,947,878</b>	<b>-5.82%</b>

\* Unaudited

**SCHEDULE OF EXPENDITURES / DEBT SERVICE FUND 0405**

	<b>FY16 Actual</b>	<b>FY17 Actual</b>	<b>FY18 Actual*</b>	<b>FY19 Adopted</b>	<b>% Change</b>
<b>Debt Service</b>					
200-3477 2010A Lease Rev. Bonds	3,154,994	3,148,361	2,604,200	2,606,600	0.09%
200-3478 2010B Taxable Lease Rev. Bonds	4,177,691	4,177,691	4,177,691	4,177,692	0.00%
200-3479 2010C Lease Rev. Bonds	125,400	125,400	125,400	125,400	0.00%
200-3480 2012 A Lease Rev Bonds	1,701,904	1,699,210	1,694,593	1,697,160	0.15%
200-3481 2012 B Taxable Lease Bonds	1,359,105	1,368,605	1,362,505	1,371,106	0.63%
200-3610 GMA Loan Program	1,174,657	1,777,165	3,519,390	2,969,920	-15.61%
<b>Subtotal</b>	<b>\$ 11,693,751</b>	<b>\$ 12,296,432</b>	<b>\$ 13,483,779</b>	<b>\$ 12,947,878</b>	<b>-3.97%</b>
<b>Grand Total</b>	<b>\$ 11,693,751</b>	<b>\$ 12,296,432</b>	<b>\$ 13,483,779</b>	<b>\$ 12,947,878</b>	<b>-3.97%</b>

\* Unaudited

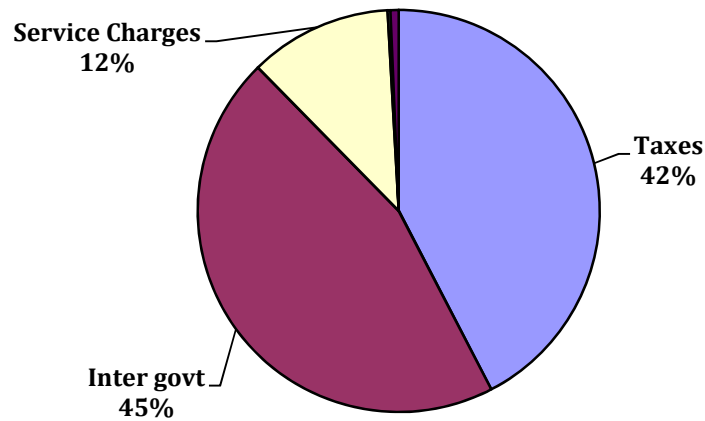
## OVERVIEW / TRANSPORTATION FUND 0751

# Transportation Fund

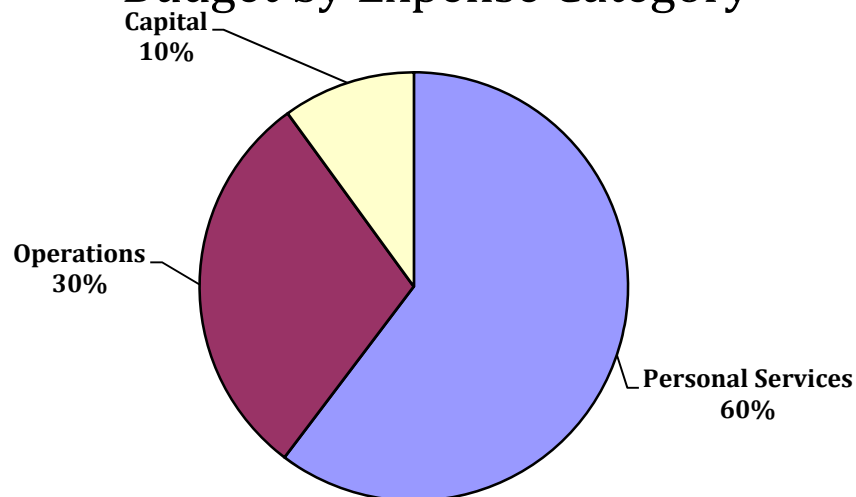
\$

**9,414,073**

## Budget by Revenue Source



## Budget by Expense Category



The Transportation Fund accounts for all expenses related to METRA, including administration and operations.



## SCHEDULE OF REVENUES / TRANSPORTATION FUND 0751

		<b>FY16</b>	<b>FY17</b>	<b>FY18</b>	<b>FY19</b>	<b>%</b>
		<b>Actual</b>	<b>Actual</b>	<b>Actual*</b>	<b>Adopted</b>	<b>Change</b>
<b>General Property Taxes</b>						
4001	Real Property	2,983,894	3,024,844	3,146,546	3,691,117	17.31%
4003	Timber	101	156	40	-	-100.00%
4005	Personal Property	517,111	520,338	541,469	-	-100.00%
4006	Personal Property-Motor Vehicle	320,714	328,892	345,432	298,913	-13.47%
4007	Mobile Homes	4,326	3,185	3,498	-	-100.00%
<b>Total General Property Taxes</b>		<b>\$ 3,826,146</b>	<b>\$ 3,877,415</b>	<b>\$ 4,036,985</b>	<b>\$ 3,990,030</b>	<b>-1.16%</b>
<b>Intergovernmental</b>						
4044	T-SPLIST Projects	2,367,237	1,099,368	940,659	1,276,469	35.70%
4301	FTA Capital Grant	1,365,356	992,372	1,269,719	2,760,958	117.45%
4302	FTA Section 9-Planning	134,891	130,388	54,643	208,238	281.09%
4330	DoT Capital Grant	142,476	4,005	-	-	N/A
4331	DoT Planning	-	-	-	-	N/A
4337	DoT Section 9-Planning	100,592	78,213	68,306	7,857	-88.50%
4400	Payment Lieu Taxes Housing Authority	5,740	5,108	4,612	7,000	51.78%
<b>Total Intergovernmental</b>		<b>\$ 4,116,292</b>	<b>\$ 2,309,454</b>	<b>\$ 2,337,939</b>	<b>\$ 4,260,522</b>	<b>82.23%</b>
<b>Charges For Services</b>						
<b>Transit Charges</b>						
4560	Subscription Farebox	15,642	18,599	13,272	15,000	13.02%
4561	Passenger Services	906,605	913,341	953,218	971,223	1.89%
4562	Dial-A-Ride	92,037	121,014	106,318	70,000	-34.16%
4563	Advertising	25,028	26,265	25,280	15,000	-40.66%
4564	Miscellaneous Transportation	828	1,912	313	-	-100.00%
<b>Subtotal</b>		<b>\$ 1,040,140</b>	<b>\$ 1,081,131</b>	<b>\$ 1,098,401</b>	<b>\$ 1,071,223</b>	<b>-2.47%</b>
<b>Other Fees</b>						
4540	Handicap ID Fees	10,673	8,177	8,277	8,000	-3.35%
4558	Recycling Fees	3,195	157	-	1,000	N/A
<b>Subtotal</b>		<b>\$ 13,868</b>	<b>\$ 8,334</b>	<b>\$ 8,277</b>	<b>\$ 9,000</b>	<b>8.74%</b>
<b>Total Charges For Services</b>		<b>\$ 1,054,008</b>	<b>\$ 1,089,465</b>	<b>\$ 1,106,678</b>	<b>\$ 1,080,223</b>	<b>-2.39%</b>

## SCHEDULE OF REVENUES / TRANSPORTATION FUND 0751

		<b>FY16</b>		<b>FY17</b>		<b>FY18</b>		<b>FY19</b>	<b>%</b>
		<b>Actual</b>		<b>Actual</b>		<b>Actual*</b>		<b>Adopted</b>	<b>Change</b>
<b>Investment Income</b>									
4772	Gains/Losses on Investments	(4,798)		(31,011)		(31,932)		-	-100.00%
4780	Investment Income	45,087		55,942		65,089		22,000	-66.20%
<b>Total Investment Income</b>		<b>\$ 40,289</b>	<b>\$</b>	<b>24,931</b>	<b>\$</b>	<b>33,157</b>	<b>\$</b>	<b>22,000</b>	<b>-33.65%</b>
<b>Miscellaneous</b>									
4837	Miscellaneous	249		298		159		-	-100.00%
4853	Claims/Settlements	-		-		-		-	N/A
4906	Property Sales	663		(112)		-		-	N/A
4907	Sale of Fixed Assets	-		-		-		-	N/A
4908	Gain Sale of Assets	(26,469)		(16,716)		-		-	N/A
<b>Total Miscellaneous</b>		<b>\$ (25,557)</b>	<b>\$</b>	<b>(16,530)</b>	<b>\$</b>	<b>159</b>	<b>\$</b>	<b>-</b>	<b>-100.00%</b>
<b>Other Financing Sources</b>									
4931	Transfer In-General Fund	-		-		-		-	N/A
<b>Subtotal</b>		<b>\$ -</b>	<b>\$</b>	<b>-</b>	<b>\$</b>	<b>-</b>	<b>\$</b>	<b>-</b>	<b>N/A</b>
<b>Total Other Financing Sources</b>		<b>\$ -</b>	<b>\$</b>	<b>-</b>	<b>\$</b>	<b>-</b>	<b>\$</b>	<b>-</b>	<b>N/A</b>
<b>USE OF FUND BALANCE</b>									
		<b>\$ -</b>	<b>\$</b>	<b>-</b>	<b>\$</b>	<b>-</b>	<b>\$</b>	<b>61,298</b>	
<b>Grand Total</b>		<b>\$ 9,011,178</b>	<b>\$</b>	<b>7,284,735</b>	<b>\$</b>	<b>7,514,918</b>	<b>\$</b>	<b>9,414,073</b>	<b>25.27%</b>

\* Unaudited

## SCHEDULE OF EXPENDITURES / TRANSPORTATION FUND 0751

		<b>FY16</b>	<b>FY17</b>	<b>FY18</b>	<b>FY19</b>	<b>%</b>
		<b>Actual</b>	<b>Actual</b>	<b>Actual*</b>	<b>Adopted</b>	<b>Change</b>
<b>Public Works</b>						
260-3710	Other					
	Maintenance/Repairs	9,063	2,497	3,112	15,000	382.01%
	<b>Subtotal</b>	<b>\$ 9,063</b>	<b>\$ 2,497</b>	<b>\$ 3,112</b>	<b>\$ 15,000</b>	<b>382.01%</b>
<b>Non-Categorical</b>						
590-2000	Contingency	-	-	-	57,875	N/A
590-3000	Non-Categorical	(103,038)	887,221	335,065	310,787	-7.25%
	<b>Subtotal</b>	<b>\$ (103,038)</b>	<b>\$ 887,221</b>	<b>\$ 335,065</b>	<b>\$ 368,662</b>	<b>10.03%</b>
<b>METRA</b>						
610-1000	Administration	172,132	174,520	173,877	198,012	13.88%
610-2100	Operations	1,994,302	1,989,589	2,012,729	2,119,492	5.30%
610-2200	Maintenance	1,110,629	1,140,145	1,413,869	1,511,552	6.91%
610-2300	Dial-A-Ride	228,842	214,439	217,427	240,833	10.76%
610-2400	Capital-FTA	1,150,072	1,157,009	988,162	3,451,198	249.25%
610-2500	Capital-TSPLOST	100,456	235,360	12,829	-	-100.00%
	Admin.-					
610-2510	TSPLOST	495	64,657	58,865	69,559	18.17%
	Oper.-					
610-2520	TSPLOST	10,190	565,172	640,852	776,697	21.20%
	Maint.-					
610-2530	TSPLOST	2,673	99,011	153,723	212,674	38.35%
	D-A-R.-					
610-2540	TSPLOST	14,042	137,322	149,628	172,097	15.02%
610-2900	Charter Services	11,270	11,618	7,418	18,000	142.65%
610-3410	Planning-FTA (5303)	68,462	84,941	78,544	78,567	0.03%
610-3420	Planning-FTA (5307)	168,614	153,818	158,289	181,730	14.81%
	<b>Subtotal</b>	<b>\$ 5,032,179</b>	<b>\$ 6,027,601</b>	<b>\$ 6,066,212</b>	<b>\$ 9,030,411</b>	<b>48.86%</b>
<b>Grand Total</b>		<b>\$ 4,938,204</b>	<b>\$ 6,917,319</b>	<b>\$ 6,404,389</b>	<b>\$ 9,414,073</b>	<b>46.99%</b>

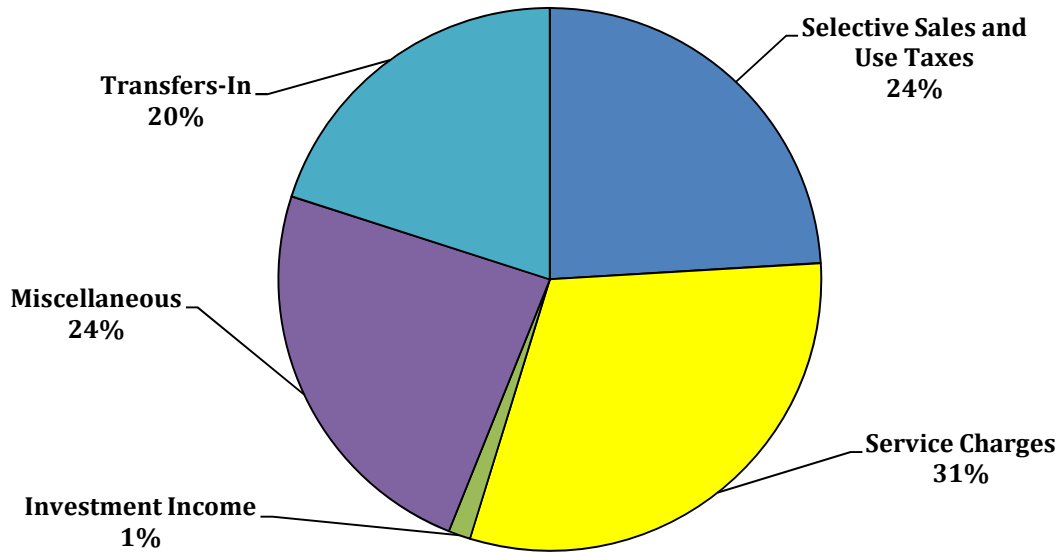
\* Unaudited

**Trade Center Fund**

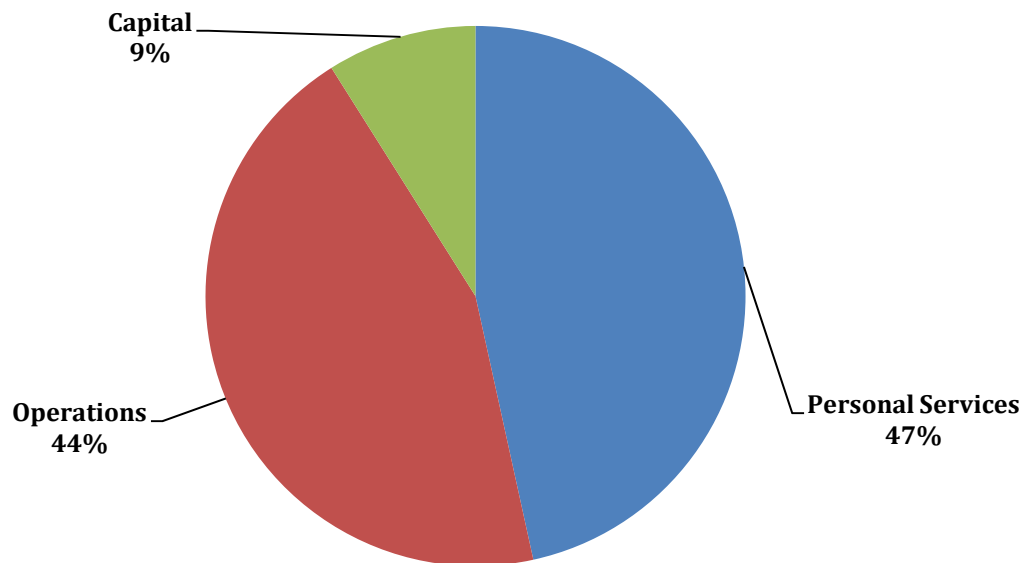
**\$**

**3,088,227**

**Budget by Revenue Source**



**Budget by Expense Category**



The Columbus Ironworks Convention & Trade Center Fund provides for the administration, operation, and maintenance of the Columbus Ironworks Convention and Trade Center.



**SCHEDULE OF REVENUES /**  
**COLUMBUS IRON WORKS TRADE CENTER FUND 0753**

		<b>FY16</b>	<b>FY17</b>	<b>FY18</b>	<b>FY19</b>	<b>%</b>
		<b>Actual</b>	<b>Actual</b>	<b>Actual*</b>	<b>Adopted</b>	<b>Change</b>
<b>Selective Sales &amp; Use Taxes</b>						
4052	Beer Tax	737,104	716,805	683,237	731,500	7.06%
<b>Total Selective Sales &amp; Use Taxes</b>						
		<b>\$ 737,104</b>	<b>\$ 716,805</b>	<b>\$ 683,237</b>	<b>\$ 731,500</b>	<b>7.06%</b>
<b>Charges for Services</b>						
4568	Parking Fees	17,036	19,343	12,748	18,350	43.94%
4573	Ticket Sales	10,881	18,922	2,006	10,000	398.50%
4579	Elec Usage Fees	33,958	28,847	34,488	40,000	15.98%
	<b>Subtotal</b>	<b>\$ 61,875</b>	<b>\$ 67,112</b>	<b>\$ 49,242</b>	<b>\$ 68,350</b>	<b>38.80%</b>
<b>Trade Center Operations</b>						
4580	Convention Services	18,915	15,364	14,259	15,000	5.20%
4581	Food Svc Contract-Events	908,649	944,622	1,142,296	850,000	-25.59%
4582	Sale of Merchandise	301	241	-	850	N/A
	<b>Subtotal</b>	<b>\$ 927,865</b>	<b>\$ 960,227</b>	<b>\$ 1,156,555</b>	<b>\$ 865,850</b>	<b>-25.14%</b>
<b>Other Charges for Services</b>						
4827	Outside Personnel Svcs	-	-	-	-	N/A
	<b>Subtotal</b>	<b>-</b>	<b>-</b>	<b>-</b>	<b>-</b>	<b>N/A</b>
<b>Total Charges For Services</b>						
		<b>\$ 989,740</b>	<b>\$ 1,027,339</b>	<b>\$ 1,205,797</b>	<b>\$ 934,200</b>	<b>-22.52%</b>
<b>Investment Income</b>						
4772	Gains/Losses on Investments	-	-	-	-	N/A
4780	Investment Interest	68,904	69,487	67,780	40,000	-40.99%
<b>Total Investment Income</b>						
		<b>\$ 68,904</b>	<b>\$ 69,487</b>	<b>\$ 67,780</b>	<b>\$ 40,000</b>	<b>-40.99%</b>
<b>Miscellaneous</b>						
4828	Copy Work	367	146	365	1,000	173.97%
4837	Miscellaneous	6,096	6,154	3,491	5,000	43.23%
4842	Vendors Comp-Sales Tax	284	306	298	300	0.67%
	<b>Subtotal</b>	<b>\$ 6,747</b>	<b>\$ 6,606</b>	<b>\$ 4,154</b>	<b>\$ 6,300</b>	<b>51.66%</b>
<b>Rents and Royalties</b>						
4874	Equipment Rental	116,824	119,252	135,237	120,000	-11.27%
4875	Space Rental	564,893	574,965	603,490	600,000	-0.58%
	<b>Subtotal</b>	<b>\$ 681,717</b>	<b>\$ 694,217</b>	<b>\$ 738,727</b>	<b>\$ 720,000</b>	<b>-2.54%</b>
<b>Total Miscellaneous Income</b>						
		<b>\$ 688,464</b>	<b>\$ 700,823</b>	<b>\$ 742,881</b>	<b>\$ 726,300</b>	<b>-2.23%</b>

\* Unaudited

**SCHEDULE OF REVENUES /**  
**COLUMBUS IRON WORKS TRADE CENTER FUND 0753**

		FY16 Actual	FY17 Actual	FY18 Actual*	FY19 Adopted	% Change
<b>Other Financing Sources</b>						
<b>Interfund Transfers In</b>						
4943	Transfer In-Hotel/Motel	604,834	616,552	611,654	610,000	-0.27%
	<b>Subtotal</b>	<b>\$ 604,834</b>	<b>\$ 616,552</b>	<b>\$ 611,654</b>	<b>\$ 610,000</b>	<b>-0.27%</b>
<b>Total Other Financing Sources</b>						
		<b>\$ 604,834</b>	<b>\$ 616,552</b>	<b>\$ 611,654</b>	<b>\$ 610,000</b>	<b>-0.27%</b>
<b>USE OF FUND BALANCE</b>						
					\$ 46,227	
<b>Grand Total</b>						
		<b>\$ 3,089,046</b>	<b>\$ 3,131,006</b>	<b>\$ 3,311,349</b>	<b>\$ 3,088,227</b>	<b>-6.74%</b>

\* Unaudited

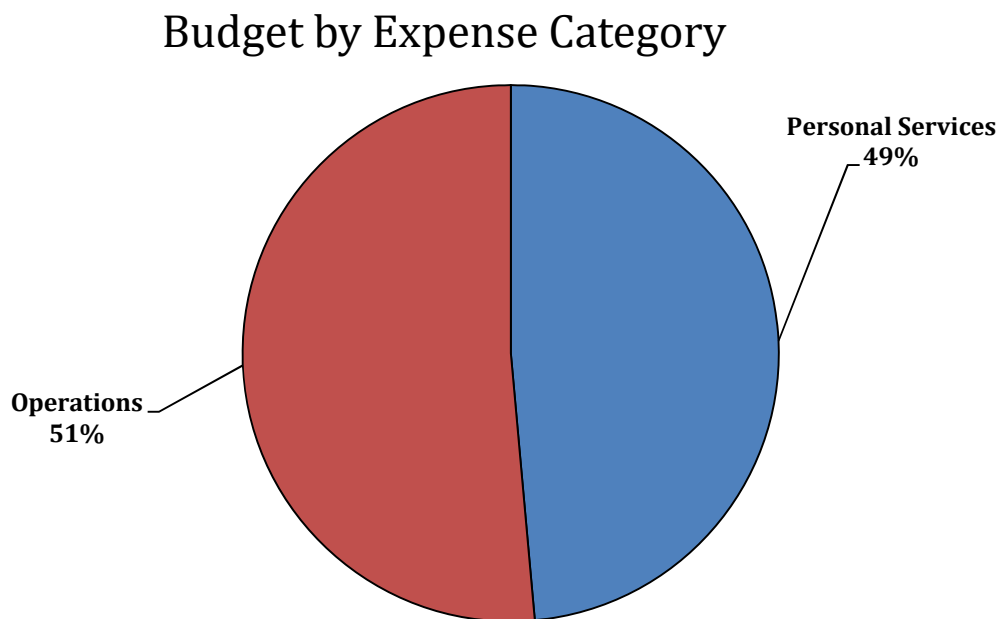
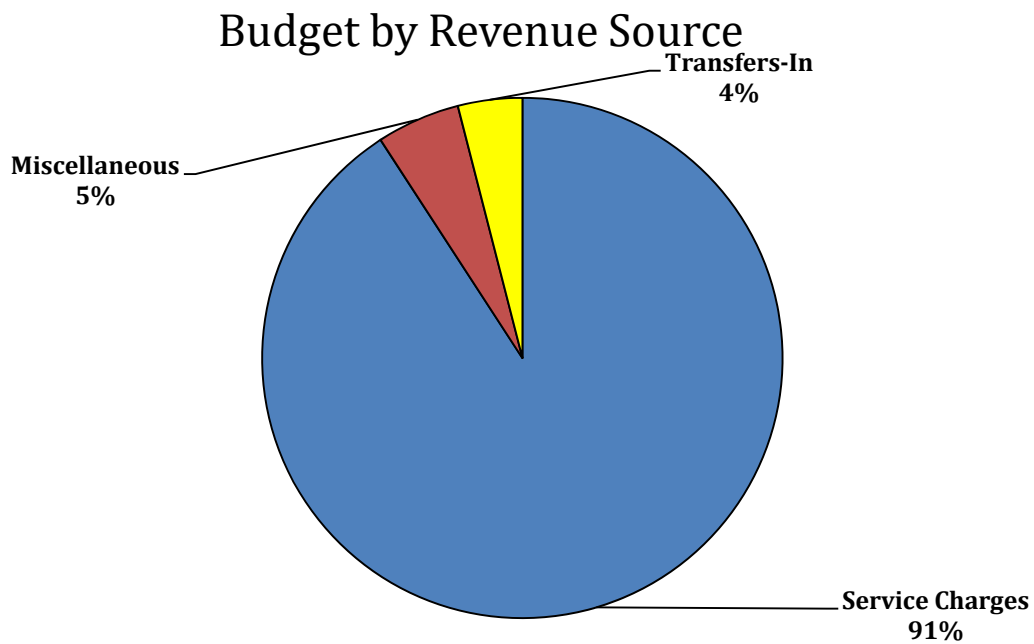
**SCHEDULE OF EXPENDITURES /**  
**COLUMBUS IRON WORKS TRADE CENTER FUND 0753**

		FY16 Actual	FY17 Actual	FY18 Actual*	FY19 Adopted	% Change
<b>Non-Categorical</b>						
590-2000	Contingency	-	-	-	16,273	N/A
590-3000	Non-Categorical	66,061	207,803	136,812	160,975	17.66%
590-4000	Interfund Transfers	-	-	-	-	N/A
	<b>Subtotal</b>	<b>\$ 66,061</b>	<b>\$ 207,803</b>	<b>\$ 136,812</b>	<b>\$ 177,248</b>	<b>29.56%</b>
<b>Trade Center</b>						
620-1000	Administration	574,832	499,839	466,028	570,934	22.51%
620-2100	Sales	224,098	324,543	278,933	330,625	18.53%
620-2200	Operations	542,279	556,022	630,688	603,665	-4.28%
620-2300	Building Maintenance	1,303,282	2,206,852	837,945	1,118,100	33.43%
620-2600	Bonded Debt	134,194	129,390	122,810	287,655	134.23%
	<b>Subtotal</b>	<b>\$ 2,778,685</b>	<b>\$ 3,716,646</b>	<b>\$ 2,336,404</b>	<b>\$ 2,910,979</b>	<b>24.59%</b>
<b>Grand Total</b>						
		<b>\$ 2,844,746</b>	<b>\$ 3,924,449</b>	<b>\$ 2,473,216</b>	<b>\$ 3,088,227</b>	<b>24.87%</b>

\* Unaudited

**OVERVIEW / BULL CREEK GOLF COURSE FUND 0755**

**Bull Creek Golf Course Fund                      \$                      1,250,200**



The Bull Golf Course Fund provides for administration, operation, and maintenance of Bull Creek Golf Course.

## SCHEDULE OF REVENUES / BULL CREEK GOLF COURSE FUND 0755

		<b>FY16</b>	<b>FY17</b>	<b>FY18</b>	<b>FY19</b>	<b>%</b>
		<b>Actual</b>	<b>Actual</b>	<b>Actual*</b>	<b>Adopted</b>	<b>Change</b>
<b><u>Charges For Services</u></b>						
	Golf Course Handicap					
4541	Fees	539	325	585	500	-14.53%
4542	Operations-Golf Course	977,784	953,427	822,588	915,000	11.23%
4543	Golf Range Fees	26,518	15,926	27,586	20,000	-27.50%
4544	Snack Bar-Golf Course	134,091	122,019	109,790	120,000	9.30%
4582	Sale Of Merchandise	47,472	71,462	115,710	80,000	-30.86%
<b>Total Charges For Services</b>		<b>\$ 1,186,404</b>	<b>\$ 1,163,159</b>	<b>\$ 1,076,259</b>	<b>\$ 1,135,500</b>	<b>5.50%</b>
<b><u>Miscellaneous</u></b>						
<b><u>Other Miscellaneous Revenues</u></b>						
4837	Miscellaneous	-	-	-	-	N/A
4842	Venders Comp-Sales Tax	1,358	1,373	1,341	1,500	11.86%
4878	Rental/Lease Income	25,943	37,407	95,329	63,200	-33.70%
	<b>Subtotal</b>	<b>\$ 27,301</b>	<b>\$ 38,780</b>	<b>\$ 96,670</b>	<b>\$ 64,700</b>	<b>-33.07%</b>
<b>Total Miscellaneous Income</b>		<b>\$ 27,301</b>	<b>\$ 38,780</b>	<b>\$ 96,670</b>	<b>\$ 64,700</b>	<b>-33.07%</b>
<b><u>Other Financing Sources</u></b>						
<b><u>Interfund Transfers In</u></b>						
4931	Transfer In-General Fund	50,000	50,000	41,233	50,000	21.26%
	<b>Subtotal</b>	<b>\$ 50,000</b>	<b>\$ 50,000</b>	<b>\$ 41,233</b>	<b>\$ 50,000</b>	<b>21.26%</b>
<b>Total Other Financing Sources</b>		<b>\$ 50,000</b>	<b>\$ 50,000</b>	<b>\$ 41,233</b>	<b>\$ 50,000</b>	<b>21.26%</b>
<b>Grand Total</b>		<b>\$ 1,263,705</b>	<b>\$ 1,251,939</b>	<b>\$ 1,214,162</b>	<b>\$ 1,250,200</b>	<b>2.97%</b>

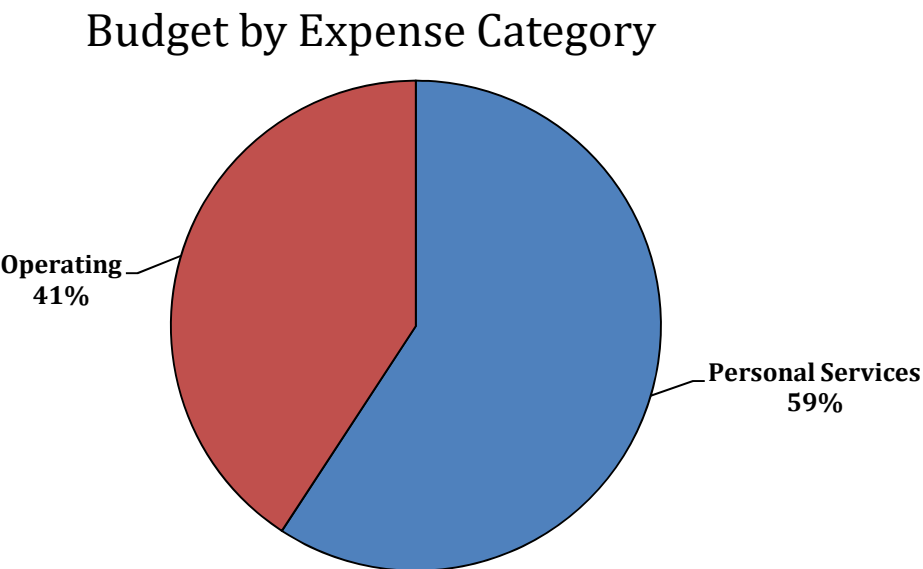
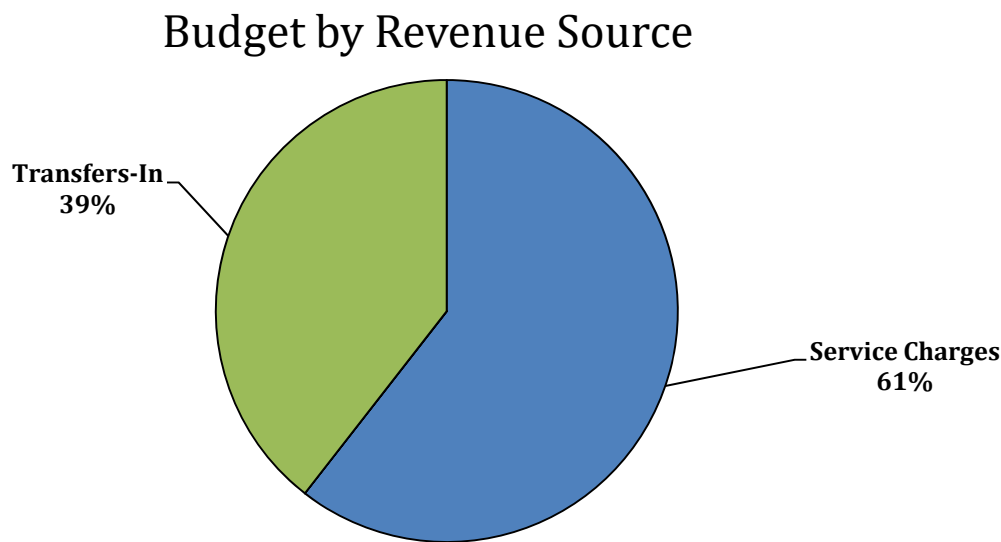
\* Unaudited

## SCHEDULE OF EXPENDITURES / BULL CREEK GOLF COURSE FUND 0755

		<b>FY16</b>	<b>FY17</b>	<b>FY18</b>	<b>FY19</b>	<b>%</b>
		<b>Actual</b>	<b>Actual</b>	<b>Actual*</b>	<b>Adopted</b>	<b>Change</b>
<b><u>Non-Categorical</u></b>						
590-2000	Contingency	-	-	-	10,114	N/A
590-3000	Non-Categorical	(32,614)	93,433	46,764	63,163	35.07%
590-4000	Interfund Transfers	-	-	-	-	N/A
	<b>Subtotal</b>	<b>\$ (32,614)</b>	<b>\$ 93,433</b>	<b>\$ 46,764</b>	<b>\$ 73,277</b>	<b>56.70%</b>
<b><u>Bull Creek</u></b>						
630-2100	Maintenance	669,808	735,972	710,401	678,079	-4.55%
630-2200	Pro Shop	523,014	492,494	434,743	498,844	14.74%
630-2300	Debt Service	-	-	-	-	N/A
	<b>Subtotal</b>	<b>\$ 1,192,822</b>	<b>\$ 1,228,466</b>	<b>\$ 1,145,144</b>	<b>\$ 1,176,923</b>	<b>2.78%</b>
<b>Grand Total</b>		<b>\$ 1,160,208</b>	<b>\$ 1,321,899</b>	<b>\$ 1,191,908</b>	<b>\$ 1,250,200</b>	<b>4.89%</b>

\* Unaudited

**Oxbow Creek Golf Course Fund      \$                      380,000**



The Oxbow Golf Course Fund provides for administration, operation, and maintenance of Oxbow Creek Golf Course.



## **SCHEDULE OF REVENUES / OXBOW CREEK GOLF COURSE FUND 0756**

		<b>FY16</b>	<b>FY17</b>	<b>FY18</b>	<b>FY19</b>	<b>%</b>
		<b>Actual</b>	<b>Actual</b>	<b>Actual*</b>	<b>Adopted</b>	<b>Change</b>
<b>Charges For Services</b>						
4541	Golf Course Handicap Fees	-	-	-	-	N/A
4542	Operations-Golf Course	186,372	185,689	198,145	185,000	-6.63%
4543	Golf Range Fees	15,733	14,624	20,800	15,000	-27.88%
4544	Snack Bar-Golf Course	21,448	19,299	18,670	22,000	17.84%
4582	Sale Of Merchandise	8,176	7,419	9,051	8,000	-11.61%
<b>Total Charges For Services</b>		<b>\$ 231,729</b>	<b>\$ 227,031</b>	<b>\$ 246,666</b>	<b>\$ 230,000</b>	<b>-6.76%</b>
<b>Miscellaneous</b>						
<b>Other Miscellaneous Revenues</b>						
4842	Vendors Comp - Sales T	549	559	569	-	-100.00%
4837	Miscellaneous	156	159	18	-	-100.00%
	<b>Subtotal</b>	<b>\$ 705</b>	<b>\$ 718</b>	<b>\$ 587</b>	<b>\$ -</b>	<b>-100.00%</b>
<b>Total Miscellaneous Income</b>		<b>\$ 705</b>	<b>\$ 718</b>	<b>\$ 587</b>	<b>\$ -</b>	<b>-100.00%</b>
<b>Other Financing Sources</b>						
<b>Interfund Transfers In</b>						
4931	Transfer In-General Fund	250,000	250,000	121,843	150,000	23.11%
	<b>Subtotal</b>	<b>\$ 250,000</b>	<b>\$ 250,000</b>	<b>\$ 121,843</b>	<b>\$ 150,000</b>	<b>23.11%</b>
<b>Total Other Financing Sources</b>		<b>\$ 250,000</b>	<b>\$ 250,000</b>	<b>\$ 121,843</b>	<b>\$ 150,000</b>	<b>23.11%</b>
<b>Grand Total</b>		<b>\$ 482,434</b>	<b>\$ 477,749</b>	<b>\$ 369,096</b>	<b>\$ 380,000</b>	<b>2.95%</b>

\* Unaudited

## **SCHEDULE OF EXPENDITURES / OXBOW CREEK GOLF COURSE FUND 0756**

		<b>FY16</b>	<b>FY17</b>	<b>FY18</b>	<b>FY19</b>	<b>%</b>
		<b>Actual</b>	<b>Actual</b>	<b>Actual*</b>	<b>Adopted</b>	<b>Change</b>
<b>Non-Categorical</b>						
590-2000	Contingency	-	-	-	6,169	N/A
590-3000	Non-Categorical	(48,989)	58,480	26,036	25,482	-2.13%
590-4000	Interfund Transfers	-	-	-	-	N/A
	<b>Subtotal</b>	<b>\$ (48,989)</b>	<b>\$ 58,480</b>	<b>\$ 26,036</b>	<b>\$ 31,651</b>	<b>21.57%</b>
<b>Oxbow Creek</b>						
640-2100	Pro Shop	184,447	158,097	160,557	159,998	-0.35%
640-2200	Maintenance	185,955	192,782	177,935	188,351	5.85%
640-2300	Debt Service	5,708	3,108	-	-	N/A
	<b>Subtotal</b>	<b>\$ 376,110</b>	<b>\$ 353,987</b>	<b>\$ 338,492</b>	<b>\$ 348,349</b>	<b>2.91%</b>
<b>Grand Total</b>		<b>\$ 327,121</b>	<b>\$ 412,467</b>	<b>\$ 364,528</b>	<b>\$ 380,000</b>	<b>4.24%</b>

\* Unaudited

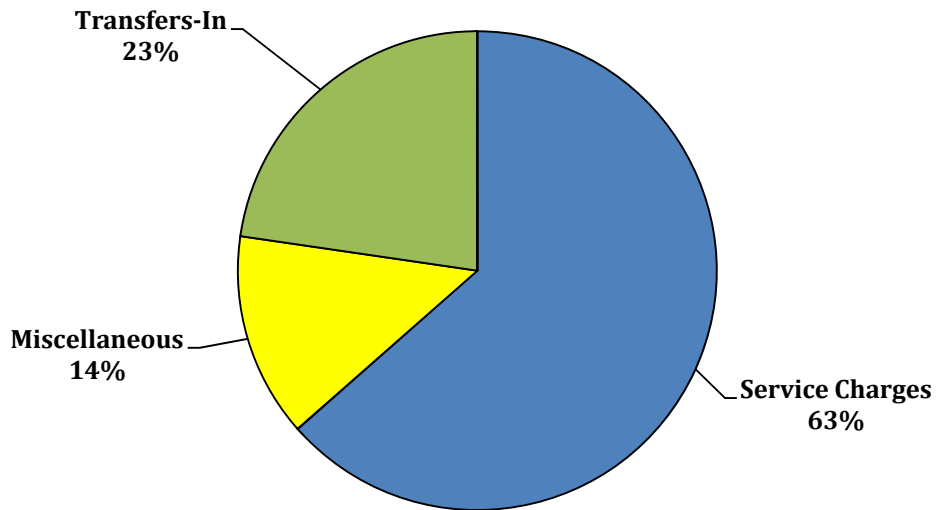
**OVERVIEW / CIVIC CENTER FUND 0757**

**Civic Center Fund**

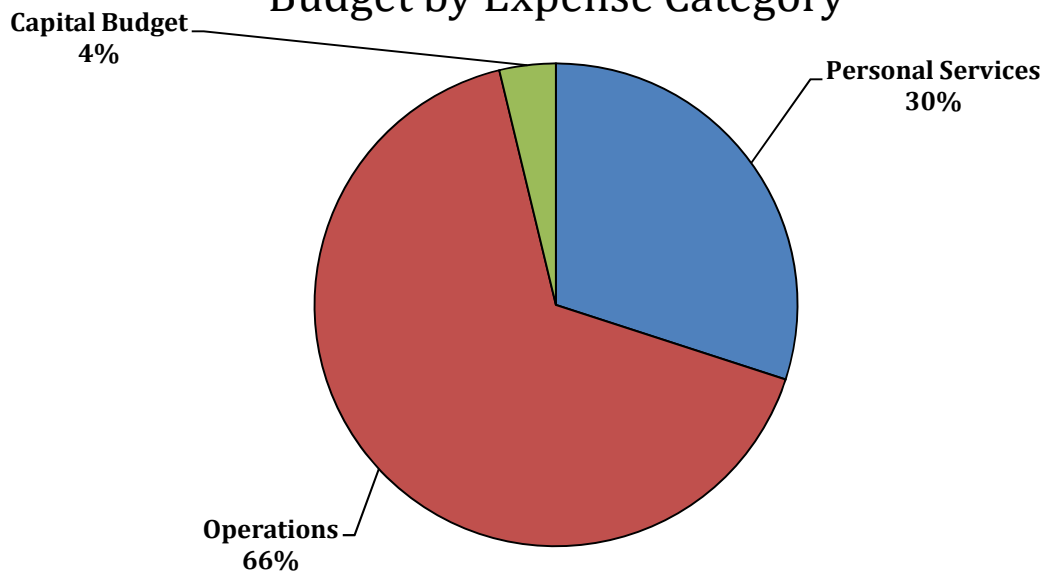
**\$**

**5,373,143**

**Budget by Revenue Source**



**Budget by Expense Category**



The Civic Center Fund accounts for the operation of the multi-functional recreational facility.

## SCHEDULE OF REVENUES / CIVIC CENTER FUND 0757

		<b>FY16</b>	<b>FY17</b>	<b>FY18</b>	<b>FY19</b>	<b>%</b>
		<b>Actual</b>	<b>Actual</b>	<b>Actual*</b>	<b>Adopted</b>	<b>Change</b>
<b>Charges For Services</b>						
<b>Civic Center Charges</b>						
4576	Catering	39,983	86,842	40,332	25,000	-38.01%
4587	Food Svc Contract	199,688	223,786	152,312	120,000	-21.21%
4582	Sale Of Merchandise	316,257	317,973	186,634	155,000	-16.95%
	<b>Subtotal</b>	<b>\$ 555,928</b>	<b>\$ 628,601</b>	<b>\$ 379,278</b>	<b>\$ 300,000</b>	<b>-20.90%</b>
<b>Event Fees</b>						
4573	Ticket Sales	4,125,210	3,399,063	3,028,420	2,495,000	-17.61%
4575	Box Office Fees	-	-	-	-	N/A
	<b>Subtotal</b>	<b>\$ 4,125,210</b>	<b>\$ 3,399,063</b>	<b>\$ 3,028,420</b>	<b>\$ 2,495,000</b>	<b>-17.61%</b>
<b>Charges for Services</b>						
4568	Parking Fees	90,684	105,824	123,894	75,000	-39.46%
4872	Sale of Advertisements	19,295	37,845	24,595	30,000	21.98%
4837	Miscellaneous	681,399	787,057	633,855	512,000	-19.22%
	<b>Subtotal</b>	<b>\$ 791,378</b>	<b>\$ 930,726</b>	<b>\$ 782,344</b>	<b>\$ 617,000</b>	<b>-21.13%</b>
<b>Other Fees</b>						
4862	Sale of Salvage	126	-	-	-	N/A
4906	Property Sales	-	-	(250)	-	-100.00%
	<b>Subtotal</b>	<b>\$ 126</b>	<b>\$ -</b>	<b>\$ (250)</b>	<b>\$ -</b>	<b>-100.00%</b>
<b>Total Charges For Services</b>		<b>\$ 5,472,642</b>	<b>\$ 4,958,390</b>	<b>\$ 4,189,792</b>	<b>\$ 3,412,000</b>	<b>-18.56%</b>
<b>Investment Income</b>						
4780	Investment Income	-	-	-	-	N/A
4772	Investments	-	-	250	-	-100.00%
<b>Total Investment Income</b>		<b>\$ -</b>	<b>\$ -</b>	<b>\$ 250</b>	<b>\$ -</b>	<b>-100.00%</b>
<b>Miscellaneous</b>						
<b>Miscellaneous</b>						
4801	Private Contributions	15,000	15,000	20,000	-	-100.00%
4802	Donations	67,313	13,819	196,807	203,143	3.22%
	<b>Subtotal</b>	<b>\$ 82,313</b>	<b>\$ 28,819</b>	<b>\$ 216,807</b>	<b>\$ 203,143</b>	<b>-6.30%</b>
<b>Rents and Royalties</b>						
4880	Rent - Civic Center	534,945	525,673	448,537	365,000	-18.62%
4842	Vendor Comp Sales Tax	2,700	2,451	2,160	1,500	-30.56%
4574	Facility Fee	194,219	174,599	168,126	171,500	2.01%
	<b>Subtotal</b>	<b>\$ 731,864</b>	<b>\$ 702,723</b>	<b>\$ 618,823</b>	<b>\$ 538,000</b>	<b>-13.06%</b>
<b>Total Miscellaneous</b>		<b>\$ 814,177</b>	<b>\$ 731,542</b>	<b>\$ 835,630</b>	<b>\$ 741,143</b>	<b>-11.31%</b>

\* Unaudited

## SCHEDULE OF REVENUES / CIVIC CENTER FUND 0757

		<b>FY16</b>	<b>FY17</b>	<b>FY18</b>	<b>FY19</b>	<b>%</b>
		<b>Actual</b>	<b>Actual</b>	<b>Actual*</b>	<b>Adopted</b>	<b>Change</b>
<b>Other Financing Sources</b>						
<b>Interfund Transfers In</b>						
4931	Transfer In-General	-	-	-	-	N/A
	Transfer In-Hotel/Motel					
4943	Tax	1,209,667	1,233,103	1,223,308	1,220,000	-0.27%
	<b>Subtotal</b>	<b>\$ 1,209,667</b>	<b>\$ 1,233,103</b>	<b>\$ 1,223,308</b>	<b>\$ 1,220,000</b>	<b>-0.27%</b>
<b>Total Other Financing</b>		<b>\$ 1,209,667</b>	<b>\$ 1,233,103</b>	<b>\$ 1,223,308</b>	<b>\$ 1,220,000</b>	<b>-0.27%</b>
<b>Grand Total</b>		<b>\$ 7,496,486</b>	<b>\$ 6,923,035</b>	<b>\$ 6,248,980</b>	<b>\$ 5,373,143</b>	<b>-14.02%</b>

\* Unaudited

## SCHEDULE OF EXPENDITURES / CIVIC CENTER FUND 0757

		<b>FY16</b>	<b>FY17</b>	<b>FY18</b>	<b>FY19</b>	<b>%</b>
		<b>Actual</b>	<b>Actual</b>	<b>Actual*</b>	<b>Adopted</b>	<b>Change</b>
<b>Civic Center</b>						
160-1000	Civic Center Operations	2,000,932	1,898,514	2,003,244	2,227,833	11.21%
160-2100	Hockey	340,272	354,916	-	-	N/A
160-2200	AF2 Football	111,254	67,666	75,583	77,795	2.93%
160-2500	Other Events	4,289,340	3,813,706	3,480,602	2,340,356	-32.76%
160-2600	Temp Labor Pool	-	-	-	-	N/A
160-2700	Ice Rink- Operations	135,099	150,655	168,099	168,532	0.26%
160-2750	Ice Rink Events	91,769	69,678	123,840	69,973	-43.50%
160-2800	Concessions	183,360	226,277	176,498	166,575	-5.62%
	<b>Subtotal</b>	<b>\$ 7,152,026</b>	<b>\$ 6,581,412</b>	<b>\$ 6,027,866</b>	<b>\$ 5,051,064</b>	<b>-16.20%</b>
<b>Public Services</b>						
260-3710	Other Maintenance/Rep	88,592	127,688	202,372	125,000	-38.23%
	<b>Subtotal</b>	<b>\$ 88,592</b>	<b>\$ 127,688</b>	<b>\$ 202,372</b>	<b>\$ 125,000</b>	<b>-38.23%</b>
<b>Non-Categorical</b>						
590-2000	Contingency	-	-	-	16,287	N/A
590-3000	Non-Categorical	41,492	236,481	174,708	180,792	3.48%
590-4000	Interfund Transfers	-	-	-	-	N/A
	<b>Subtotal</b>	<b>\$ 41,492</b>	<b>\$ 236,481</b>	<b>\$ 174,708</b>	<b>\$ 197,079</b>	<b>12.80%</b>
<b>Grand Total</b>		<b>\$ 7,282,110</b>	<b>\$ 6,945,581</b>	<b>\$ 6,404,946</b>	<b>\$ 5,373,143</b>	<b>-16.11%</b>

\* Unaudited

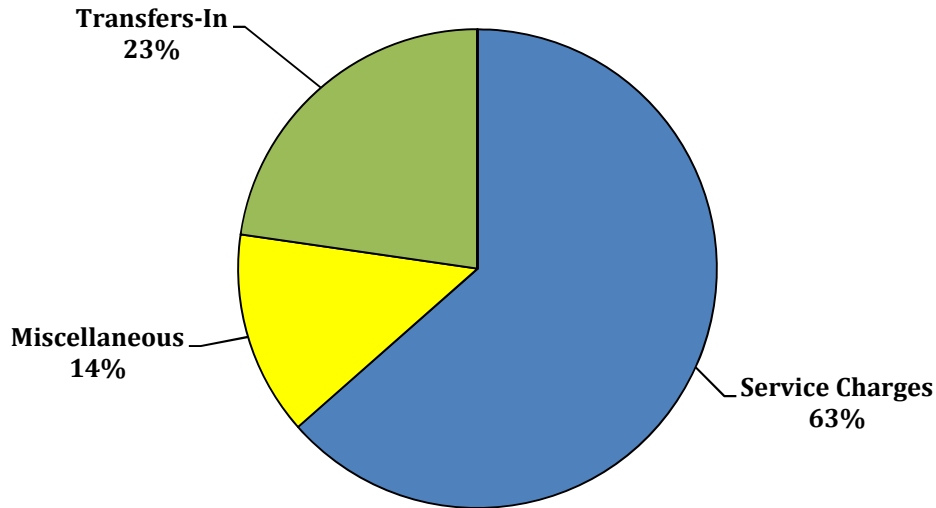
**OVERVIEW / HEALTH & INSURANCE FUND 0850**

**Health & Insurance Fund**

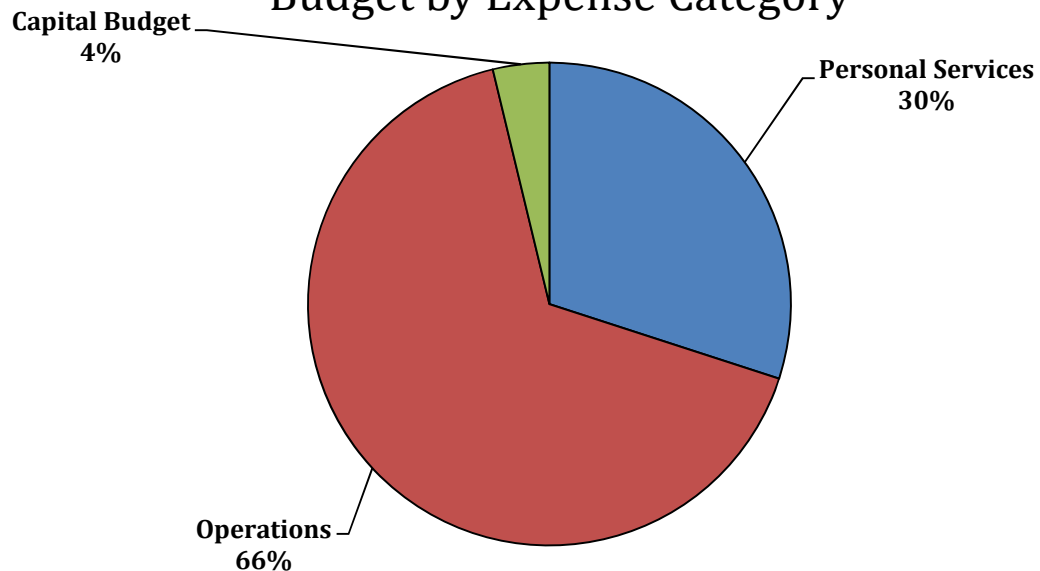
**\$**

**23,847,283**

**Budget by Revenue Source**



**Budget by Expense Category**



The Employee Health & Life Insurance Fund is established to account for the self-funded employee health care program and employee life insurance program.



## SCHEDULE OF REVENUES / HEALTH & INSURANCE FUND 0850

		<b>FY16</b>	<b>FY17</b>	<b>FY18</b>	<b>FY19</b>	<b>%</b>
		<b>Actual</b>	<b>Actual</b>	<b>Actual*</b>	<b>Adopted</b>	<b>Change</b>
<b>Charges For Services</b>						
4603	Employer Health Care Contr.	13,952,616	16,074,009	15,358,974	15,219,200	-0.91%
4604	Employee Health Care Contr.	3,299,547	3,859,548	3,927,370	4,273,409	8.81%
4606	Dependent Health Care Contr.	1,852,321	2,075,395	2,031,507	2,544,045	25.23%
4607	Retiree Health Care Contr.	-	2,255,290	-	1,810,629	N/A
<b>Total Charges For Services</b>		<b>\$ 19,104,484</b>	<b>\$ 24,264,242</b>	<b>\$ 21,317,851</b>	<b>\$ 23,847,283</b>	<b>11.87%</b>
<b>Reimbursement For Damaged Property</b>						
4853	Claims/Settlements	4,138	-	5,684	-	-100.00%
<b>Total Reimbursement For Damaged Property</b>		<b>\$ 4,138</b>	<b>\$ -</b>	<b>\$ 5,684</b>	<b>\$ -</b>	<b>-100.00%</b>
<b>Other Miscellaneous Revenue</b>						
4840	Rebates	133,922	583,615	46,188	-	-100.00%
<b>Total Other Miscellaneous Revenue</b>		<b>\$ 133,922</b>	<b>\$ 583,615</b>	<b>\$ 46,188</b>	<b>\$ -</b>	<b>-100.00%</b>
<b>Grand Total</b>		<b>\$ 19,242,544</b>	<b>\$ 24,847,857</b>	<b>\$ 21,369,723</b>	<b>\$ 23,847,283</b>	<b>11.59%</b>

\* Unaudited

## SCHEDULE OF EXPENDITURES / HEALTH & INSURANCE FUND 0850

		<b>FY16</b>	<b>FY17</b>	<b>FY18</b>	<b>FY19</b>	<b>%</b>
		<b>Actual</b>	<b>Actual</b>	<b>Actual*</b>	<b>Adopted</b>	<b>Change</b>
<b>Human Resources</b>						
2203310	Health Insurance Claims	17,444,145	17,023,166	18,156,765	20,554,283	13.20%
2203320	Health Insurance Fees	1,441,472	1,413,750	1,317,377	1,493,000	13.33%
2203330	Health Wellness Center	1,047,331	1,715,507	2,228,497	1,800,000	-19.23%
<b>Total Human Resources</b>		<b>\$ 19,932,948</b>	<b>\$ 20,152,423</b>	<b>\$ 21,702,639</b>	<b>\$ 23,847,283</b>	<b>9.88%</b>
<b>Grand Total</b>		<b>\$ 19,932,948</b>	<b>\$ 20,152,423</b>	<b>\$ 21,702,639</b>	<b>\$ 23,847,283</b>	<b>9.88%</b>

\* Unaudited

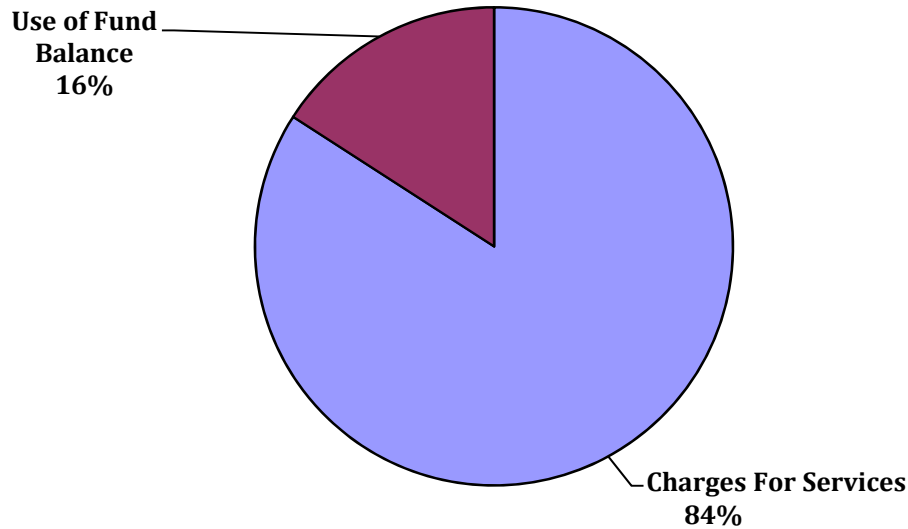
## OVERVIEW / RISK MANAGEMENT FUND 0860

# Risk Management Fund

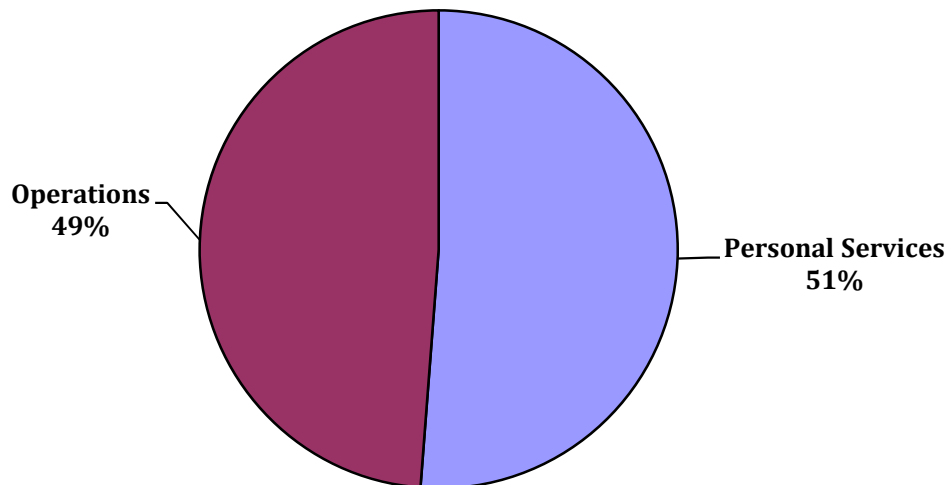
\$

**4,279,299**

## Budget by Revenue Category



## Budget by Expenditures Category



The Risk Management Fund is established for the purposes of providing self-insurance funding for vehicle claims and worker's compensation management.

## SCHEDULE OF REVENUES / RISK MANAGEMENT FUND 0860

		<b>FY16</b>	<b>FY17</b>	<b>FY18</b>	<b>FY19</b>	<b>%</b>
		<b>Actual</b>	<b>Actual</b>	<b>Actual*</b>	<b>Adopted</b>	<b>Change</b>
<b>Charges For Services</b>						
4460	Workers Comp Fees	4,844,335	4,383,654	4,239,439	3,599,846	-15.09%
4462	Unfunded Loss Fees	646,981	643,089	649,572	-	-100.00%
<b>Total Charges For Services</b>		<b>\$ 5,491,316</b>	<b>\$ 5,026,743</b>	<b>\$ 4,889,011</b>	<b>\$ 3,599,846</b>	<b>-26.37%</b>
<b>Investment Income</b>						
4772	Gains/Losses on Investments	(9,868)	(77,323)	(192,613)	-	-100.00%
4780	Investment Interest	105,374	142,877	190,085	-	-100.00%
<b>Total Investment Income</b>		<b>\$ 95,506</b>	<b>\$ 65,554</b>	<b>\$ (2,528)</b>	<b>\$ -</b>	<b>-100.00%</b>
<b>Reimbursement For Damaged Property</b>						
4853	Claims/Settlements	31,496	-	-	-	N/A
<b>Total Reimbursement For Damaged Property</b>		<b>\$ 31,496</b>	<b>\$ -</b>	<b>\$ -</b>	<b>\$ -</b>	<b>N/A</b>
<b>Other Miscellaneous Revenue</b>						
4837	Miscellaneous	2,400	-	-	-	N/A
<b>Total Other Miscellaneous</b>		<b>\$ 2,400</b>	<b>\$ -</b>	<b>\$ -</b>	<b>\$ -</b>	<b>N/A</b>
<b>USE OF FUND BALANCE</b>					<b>\$ 679,453</b>	
<b>Grand Total</b>		<b>\$ 5,620,718</b>	<b>\$ 5,092,297</b>	<b>\$ 4,886,483</b>	<b>\$ 4,279,299</b>	<b>-12.43%</b>

\* Unaudited

## SCHEDULE OF EXPENDITURES / RISK MANAGEMENT FUND 0860

		<b>FY16</b>	<b>FY17</b>	<b>FY18</b>	<b>FY19</b>	<b>%</b>
		<b>Actual</b>	<b>Actual</b>	<b>Actual*</b>	<b>Adopted</b>	<b>Change</b>
<b>Human Resources</b>						
2203820	Health Insurance	2,953,664	2,426,619	3,047,447	3,273,049	7.40%
2203830	Health Insurance Fees	615,405	1,087,547	752,702	679,465	-9.73%
2203840	Income/Insurance Coverage	-	-	73,848	73,848	0.00%
<b>Total Human Resources</b>		<b>\$ 3,569,069</b>	<b>\$ 3,514,166</b>	<b>\$ 3,873,997</b>	<b>\$ 4,026,362</b>	<b>3.93%</b>
<b>Non-Departmental</b>						
5902000	Contingency	-	-	-	252,937	N/A
<b>Total Non-Departmental</b>		<b>\$ -</b>	<b>\$ -</b>	<b>\$ -</b>	<b>\$ 252,937</b>	<b>N/A</b>
<b>Grand Total</b>		<b>\$ 3,569,069</b>	<b>\$ 3,514,166</b>	<b>\$ 3,873,997</b>	<b>\$ 4,279,299</b>	<b>10.46%</b>

\* Unaudited



## INCLUDED IN THIS SECTION:

- Staffing
- Benefits
- Fiscal Year Changes

[Return to Table of Contents](#)



This page intentionally left blank.



## **PERSONNEL**

A top priority of the Columbus Consolidated Government (CCG) is to provide the most efficient services while retaining quality employees who are committed to excellence and the community. The CCG employs over 3,000 full-time, part-time, and temporary employees, who provide a wide range of services to the community.

The CCG provides a total benefit package that includes the following:

- Major Medical Health Insurance
- Life Insurance
- Social Security
- Long Term Disability Insurance
- Retirement Plan
- Dental Insurance
- Sick and Vacation Pay
- Worker's Compensation
- Cafeteria Plan
- Deferred Compensation Plans

### **Major Medical Health Insurance**

The CCG provides health insurance to all full-time employees. Coverage begins on the first day, coincide with or immediately following completion of 30 days of active employment. The City's annual contribution is \$5,800 per employee.

During 2013, the City opened its own Health and Wellness Center on the campus of Columbus Regional Healthcare System. The Health and Wellness Center provides routine primary healthcare, urgent care, and specialist referrals for members of the H&W Center plan. In addition to having no copayments for office visits, referrals, or routine pharmaceuticals, employees covered by the Health and Wellness plan enjoy premiums that are the lowest available for any plan offered at CCG. By more closely managing the health and wellbeing of its employees, CCG anticipates significant wellness and productivity benefits from the Health and Wellness Center program for its employees and their dependents. In addition, the City expects to see reduced healthcare costs in the long term by improving the health status of the workforce and by better management of chronic conditions.

### **Life Insurance (Accidental Death & Dismemberment)**

The CCG provides life, accidental death, and dismemberment insurance to all full-time employees. Coverage is equal to one and one-half (1½) times an employee's annual salary, rounded to the next highest \$500. The benefit is calculated at \$0.50 per \$1,000 of their salary.

### **Long-Term Disability**

CCG provides long-term disability coverage to all full-time employees. The Social Security Administration Office must declare an employee disabled, after which the plan allows the

## **PERSONNEL**

disabled employee to collect 60% of their monthly salary (offset by Social Security, Worker's Compensation and certain other pensions and disability plans).

### **Social Security (FICA)**

CCG contributes the employer's share of FICA, 7.65% (6.20% Social Security and 1.45% Medicare) of earnings up to a maximum salary of \$128,400. Maximum is for Social Security only. The Federal Insurance Program has no cap on Medicare contribution earnings.

### **Retirement**

The CCG provides two retirement plans: one for general government employees and an enhanced plan for public safety employees. Both plans offer early and normal retirement options, once time vests an employee. The City has historically contributed 100% of the costs for the program. However, in FY13 the City implemented an employee contribution rate of 4% for all eligible existing employees phased in at 2% over a 2-year period and a contribution rate of 8% for eligible new employees phased in at 6% the first year and 2% the second year. The general government employees' plan must generate a minimum of *\$4.9 million* based on employee salaries and *\$10.9 million* for public safety employees' salaries.

### **Vacation**

All city officials and permanent employees accrue and accumulate annual leave based on their years of service as displayed in the following table.

<b>Service</b>	<b>Earned</b>	<b>Accumulate</b>
0 - 10 years	10 days	20 days
10 - 15 years	15 days	20 days
15+ years	20 days	30 days

### **Sick Leave**

All city officials and permanent employees accrue 13 days of sick leave per year. An employee may accumulate the following maximums: 30 days in a base account and 60 days in a reserve account for a total of 90 days. By the last pay period in November, CCG pays one-fourth of accumulated sick leave beyond the 30 days allowed in an employees' base account as a bonus to employees. This bonus is based on the employee's salary/wage and is subject to City Council's approval. The remaining three-fourths above the 30 days are added to the employees' sick leave reserve account until a maximum of 60 days is accumulated.

## **PERSONNEL**

### **Catastrophic Sick Leave**

At the end of each leave year all accrued leave days above the maximum allowable reserve accumulations will be added to the catastrophic sick leave bank until a maximum of one hundred and twenty (120) days shall be attained. No charge shall be made against the catastrophic sick leave accumulation until the base and reserve accumulations for both vacation and sick leave have been exhausted, and until a valid medical certificate has been presented as to the nature of the employee's illness and inability to return to work.

### **Other Benefits**

The Columbus Consolidated Government (CCG) offers deferred compensation, cafeteria, vision and dental plans for employees. Although the City does not contribute to the plans, we offer the plans as a convenience to the employee.

### **Holidays**

For several years, the CCG has observed ten (10) holidays and one (1) floating holiday. This year the CCG will observe the floating holiday on December 24, 2018. A schedule of holidays is listed below:

<b>HOLIDAY</b>	<b>DATE OBSERVED</b>	<b>DAY</b>
Independence Day	July 4, 2018	Wednesday
Labor Day	September 3, 2018	Monday
Columbus Day	October 8, 2018	Monday
Veteran's Day	November 12, 2018	Monday
Thanksgiving Day/Day After	November 22 & 23, 2018	Thursday and Friday
Floating Holiday	December 24, 2018	Monday
Christmas	December 25, 2018	Tuesday
New Year's Day	January 1, 2019	Tuesday
Martin Luther King, Jr. Birthday	January 21, 2019	Monday
Memorial Day	May 27, 2019	Monday

## **PERSONNEL**

### **Personnel Summary**

The chart below details compensation and benefits discussed in earlier sections. Net personnel expenditures make up 56.3% of the total operating budget. Salaries, wages, and overtime are the largest elements of the compensation and benefits.

<b>Compensation and Benefits</b>		<b>%</b>
<b>Elements</b>	<b>Budget</b>	<b>of Net</b>
General Government Salaries, Wages & Overtime	\$ 51,112,427	33.1%
Public Safety Salaries, Wages, & Overtime	59,977,458	38.8%
FICA Contributions	8,707,524	5.6%
General Government Retirement	4,908,926	3.2%
Public Safety Retirement	11,085,892	7.2%
Group Health Care Contribution	15,061,324	9.7%
Group Life Insurance	511,117	0.3%
Other Benefits & Administrative Fees*	3,264,916	2.1%
<b>Total</b>	<b>\$154,629,584</b>	<b>100.0%</b>

*\*Includes: Unused Sick Leave, Unused Annual Leave, Major Disability Income, Death Benefit Escrow, Unemployment Compensation, certain Allowances, Relocation Expenses and Other Employee Benefits.*

*\$0 is included in Other Benefits to set aside funding for post-retirement healthcare and other post-employment benefits (OPEB) per GASB Statement No. 75, Accounting and Financial Reporting by Employers for Postemployment Benefits Other Than Pensions.*

## **PERSONNEL**

	FY18 Adopted			FY19 Adopted		
	General Fund					
	Full-time	Part-time	Seasonal/ Temporary	Full-time	Part-time	Seasonal/ Temporary
Council	10			10		
Clerk of Council	3	1		3	1	
Mayor	4			4		
Internal Auditor	2			2		
City Attorney	4			4		
<b>Total Executive/Legal</b>	<b>23</b>	<b>1</b>		<b>23</b>	<b>1</b>	
City Manager Administration	7			7		
Mail Room	1		1	1		1
Print Shop	4			4		
Public Information & Relations (CCG-TV)	2		1	2		1
Citizens Service Center	8			8		
<b>Total City Manager</b>	<b>22</b>		<b>2</b>	<b>22</b>		<b>2</b>
Finance Administration	2	1		3		
Accounting	8			8		
Revenue	12	1		12	1	
Financial Planning	4			4		
Purchasing	7			7		
Cash Management	2			2		
<b>Total Finance</b>	<b>35</b>	<b>2</b>		<b>36</b>	<b>1</b>	
Information Technology	24			28		
GIS	4			0		
<b>Total Information Technology</b>	<b>28</b>			<b>28</b>		
<b>Human Resources</b>	<b>13</b>	<b>1</b>		<b>14</b>	<b>1</b>	
Inspections	26			25		
Special Enforcement	0			7		
<b>Total Codes and Inspections</b>	<b>26</b>			<b>32</b>		
<b>Planning</b>	<b>6</b>			<b>6</b>		
<b>Community Reinvestment</b>	<b>1</b>			<b>1</b>		
Traffic Engineering	22			22		
<b>Total Engineering</b>	<b>22</b>			<b>22</b>		
Public Works Administration	4			4		
Fleet Management	39		Varies	39		Varies



## PERSONNEL

	FY18 Adopted			FY19 Adopted		
	General Fund					
	Full-time	Part-time	Seasonal/ Temporary	Full-time	Part-time	Seasonal/ Temporary
Special Enforcement/Animal Control	25	1		19	1	
Cemeteries	5			5		
Facilities Maintenance	30		Varies	30		Varies
<b>Total Public Works</b>	<b>103</b>	<b>1</b>	<b>Varies</b>	<b>97</b>	<b>1</b>	<b>Varies</b>
Parks & Recreation Admin	5	3		5	3	
Parks Services	72	8	Varies	72	5	
Recreation Administration	10	3	Varies	10	3	Varies
Athletic	2	2		2	2	
Community Schools Operations	3		Varies	3		Varies
Cooper Creek Tennis Center	4	7		4	7	
Lake Oliver Marina	1	3		1	3	
Aquatics	1		Varies	1		Varies
Columbus Aquatic Center	4	7	Varies	4	7	Varies
Therapeutics	1	1		2		
Cultural Arts Center	1	6		1	6	
Senior Citizen’s Center	5	4		5	4	
<b>Total Parks &amp; Recreation</b>	<b>109</b>	<b>44</b>	<b>Varies</b>	<b>110</b>	<b>40</b>	<b>Varies</b>
Tax Assessor	25			27		
Elections & Registration	6	5	Varies	6	8	Varies
<b>Total Boards &amp; Elections</b>	<b>31</b>	<b>5</b>	<b>Varies</b>	<b>33</b>	<b>8</b>	<b>Varies</b>
Chief of Police	10			10		
Intelligence/Vice	25			25		
Support Services	42			42		
Field Operations	217			217		
Office of Professional Standards	7			8		
METRO Drug Task Force	3			3		
Administrative Services	21			21		
Investigative Services	99			99		
<b>Total Police</b>	<b>424</b>			<b>425</b>		
Chief of Fire & EMS	5			5		
Operations	332			332		
Special Operations	11			11		
Administrative Services	11			11		
Emergency Management	2			2		
Logistics/Support	3			3		
<b>Total Fire &amp; EMS</b>	<b>364</b>			<b>364</b>		
<b>Muscogee County Prison</b>	<b>111</b>		<b>Varies</b>	<b>113</b>		<b>Varies</b>
<b>Superior Court Judges</b>	<b>17</b>	<b>4</b>	<b>2</b>	<b>17</b>	<b>4</b>	<b>2</b>

## **PERSONNEL**

	FY18 Adopted			FY19 Adopted		
	General Fund					
	Full-time	Part-time	Seasonal/ Temporary	Full-time	Part-time	Seasonal/ Temporary
District Attorney	33			34		
Adult Probation	2	1		0	0	
Juvenile Court & Circuit Wide Juvenile Court	14			14		
Jury Manager	2	1		2	1	
Victim Witness – DA	3			3		
Superior Court Clerk	35	2	Varies	37	2	Varies
Board of Equalization	1			1		
State Court Judges	6			6		
State Court Solicitor	14			14		
Public Defender	9		Varies	9		Varies
Municipal Court Judge	5	1		5	1	
Clerk of Municipal Court	14			14		
Municipal Court Marshal	14		Varies	14		Varies
Judge of Probate	6			7		
Sheriff	328	2	86	327	2	86
Tax Commissioner	28	2		28	2	
Coroner	4		1	4		1
Recorder’s Court	16	1		16	1	
Parking Management	0			1	13	Varies
Total General Fund	1,869	68	Varies	1,879	81	Varies
	OLOST Fund					
Crime Prevention	1			1		
Police	110			110		
E911 Communications	9			9		
Fire & EMS	20			20		
Muscogee County Prison	5			5		
District Attorney	2			2		
Clerk of Superior Court	1			1		
State Solicitor	3			3		
Municipal Court Clerk	2			2		
Marshal	5			5		
Probate Court	1			1		
Sheriff	26			26		
Recorder’s Court	2			2		
Engineering – Infrastructure	0			0		
Total LOST Fund¹	187			187		

<sup>1</sup> Public Defender has 2 contractual Public Defenders paid out of OLOST Public Safety operating.

## PERSONNEL

	FY18 Adopted			FY19 Recommended		
	Full-time	Part-time	Seasonal/ Temporary	Full-time	Part-time	Seasonal/ Temporary
	<b>Stormwater Fund</b>					
Drainage	5			5		
Stormwater	5			5		
Stormwater Maintenance	55			55		
<b>Total Stormwater Fund</b>	<b>65</b>			<b>65</b>		
	<b>Paving Fund</b>					
Highway & Roads	15			15		
Street Repairs & Maintenance	70			70		
Urban Forestry & Beautification	84		2	84		2
ROW Community Services	3	13		3	13	
<b>Total Paving Fund</b>	<b>172</b>	<b>13</b>	<b>2</b>	<b>172</b>	<b>13</b>	<b>2</b>
	<b>Integrated Waste Fund</b>					
Solid Waste Collection	71			71		
Recycling	14			14		
Granite Bluff Inert Landfill	3			4		
Pine Grove Sanitary Landfill	13			12		
Recycling Center	10			11		
Park Services Refuse Collection	1			1		
<b>Total Integrated Waste Fund</b>	<b>112</b>			<b>113</b>		
	<b>Emergency Telephone Fund</b>					
E911 Communications	53	1		53	1	
<b>Total Emergency Telephone Fund</b>	<b>53</b>	<b>1</b>		<b>53</b>	<b>1</b>	
	<b>CDBG Fund</b>					
Community Reinvestment	4	1		5	1	
<b>Total CDBG Fund</b>	<b>4</b>	<b>1</b>		<b>5</b>	<b>1</b>	
	<b>HOME Program Fund</b>					
HOME-Community Reinvestment	1			1		
<b>Total HOME Program Fund</b>	<b>1</b>			<b>1</b>		
	<b>Civic Center Fund</b>					
Civic Center Operations	20			20		
Ice Rink Operations	2			2		
Civic Center Concessions	1			1		
<b>Total Civic Center Fund</b>	<b>23</b>			<b>23</b>		
	<b>Transportation Fund</b>					
Administration	1			1		
Operations	44			44		
Maintenance	13			13		
Dial-A-Ride	5			5		
FTA	11			11		
TSPLOST Administration	1			1		
TSPLOST Operations	17			17		
TSPLOST Maintenance	2			2		
TSPLOST Dial-A-Ride	4			4		
<b>Total Transportation Fund</b>	<b>98</b>			<b>98</b>		

## **PERSONNEL**

	FY18 Adopted			FY19 Recommended		
	Full-time	Part-time	Seasonal/ Temporary	Full-time	Part-time	Seasonal/ Temporary
	<b>Parking Management Fund</b>					
Parking Garage/Enforcement	4			0		
<b>Total Parking Management Fund</b>	<b>4</b>			<b>0</b>		
	<b>JTPA/WIA Fund</b>					
Job Training	13		Varies	13		Varies
<b>Total JTPA/WIA Fund</b>	<b>13</b>		<b>Varies</b>	<b>13</b>		<b>Varies</b>
	<b>Columbus Ironworks &amp; Trade Center Fund</b>					
Trade Center Operations	25	8		26	8	
<b>Total Columbus Ironworks &amp; Trade Center Fund</b>	<b>25</b>	<b>8</b>		<b>26</b>	<b>8</b>	
	<b>Bull Creek Golf Course Fund</b>					
Bull Creek Golf Course	10	9	Varies	10	9	Varies
<b>Bull Creek Golf Course Fund</b>	<b>10</b>	<b>9</b>	<b>Varies</b>	<b>10</b>	<b>9</b>	<b>Varies</b>
	<b>Oxbow Creek Golf Course Fund</b>					
Oxbow Creek Golf Course	5	4	Varies	5	4	Varies
<b>Oxbow Creek Golf Course Fund</b>	<b>5</b>	<b>4</b>	<b>Varies</b>	<b>5</b>	<b>4</b>	<b>Varies</b>
	<b>Risk Management Fund</b>					
Risk Management & Workers Compensation	3	6		3	6	
<b>Risk Management Fund</b>	<b>3</b>	<b>6</b>		<b>3</b>	<b>6</b>	
	<b>Other Funds</b>					
<b>Total Other Funds<sup>2</sup></b>	<b>14</b>	<b>Varies</b>	<b>Varies</b>	<b>14</b>	<b>Varies</b>	<b>Varies</b>
<b>Total CCG Personnel</b>	<b>2,658</b>	<b>110</b>	<b>Varies</b>	<b>2,667</b>	<b>123</b>	<b>Varies</b>

<sup>2</sup> Only employees who are eligible for pension benefits under the City's pension plan are included in the full-time Other Funds total to include certain Naval Museum employees and certain grant funded employees.

## **PERSONNEL**

<b><u>Agency/Organization</u></b>	<b><u>Position</u></b>	<b><u>Effective Date</u></b>
-----------------------------------	------------------------	------------------------------

### **NEW POSITIONS**

#### **General Fund 0101**

Human Resources	(1) Administrative Assistant (G12)	12/29/2018
Public Works	(1) Animal Control Officer (G12)	12/29/2018
Tax Assessor	(1) GIS Technician (G14)	7/1/2018
Tax Assessor	(1) Appraiser (G14)	7/1/2018
Elections	(3) Elections Technicians - PT (G11)	7/1/2018
Police	(1) Crime Analyst (G16)	7/1/2018
Muscogee County Prison	(2) Correctional Officer (PS12)	7/1/2018
District Attorney	(1) Investigator (G16)	12/29/2018
Probate Court	(1) Deputy Clerk II (G12)	7/1/2018
Metra	(13) Parking Enforcement Officers - PT (G10)	7/1/2018
Mayor	(1) Executive Assistant to the Mayor (G00)	1/7/2019
Mayor	(1) Executive Assistant (G14)	1/7/2019
Mayor	(1) Administrative Secretary (G10)	1/7/2019

#### **Integrated Waste Fund 0207**

Public Works	(1) Baler Operator (G12)	7/1/2018
--------------	--------------------------	----------

#### **CDBG Fund 0210**

CDBG Administration	(1) Real Estate Specialist (G17)	7/1/2018
---------------------	----------------------------------	----------

#### **Trade Center Fund 0753**

Trade Center	(1) Conference Facilitator I (G15)	7/1/2018
--------------	------------------------------------	----------

### **TRANSFERS - Additions**

#### **General Fund 0101**

Inspections and Codes	(1) Special Enforcement Supervisors (G16)	7/1/2018
Inspections and Codes	(6) Special Enforcement Officers (G13)	7/1/2018
Clerk of Superior Court	(2) Accounting Clerks (G10)	7/1/2018
Parking Management	(1) Parking Division Manager (G18)	7/1/2018

### **TRANSFERS - Deletions**

#### **General Fund 0101**

Public Works	(1) Special Enforcement Supervisors (G16)	7/1/2018
Public Works	(6) Special Enforcement Officers (G13)	7/1/2018
Adult Probation	(2) Accounting Clerks (G10)	7/1/2018

#### **Parking Management Fund 0752**

Parking Management	(1) Parking Division Manager (G18)	7/1/2018
--------------------	------------------------------------	----------



## **PERSONNEL**

### **DELETIONS**

#### **General Fund 0101**

Inspections and Codes	(1) Building Inspector (G16)	7/1/2018
Adult Probation	(1) Part Time Accounting Clerk (G10)	7/1/2018
Sheriff	(1) Deputy Sheriff AD (P14)	7/1/2018
Mayor	(1) Executive Assistant to the Mayor (G00)	1/7/2019
Mayor	(1) Public Information Officer/Calendar Coordinator (G16)	1/7/2019
Mayor	(1) Coordinator of Policy and Research (G16)	1/7/2019

#### **Parking Management Fund 0752**

Parking Management	(1) Parking Enforcement Supervisor (G14)	7/1/2018
Parking Management	(2) Parking Enforcement Officers (G10)	7/1/2018

### **RECLASSIFICATION**

#### **General Fund 0101**

Mayor	(1) Mayor (X00) to (1) Mayor (X00) Salary change only	1/7/2019
Clerk of Council	(1) Deputy Clerk of Council (G14) to (1) Deputy Clerk of Council (G16)	7/1/2018
Finance	(1) Administrative Assistant PT (G12) to (1) Administrative Coordinator FT (G14)	12/29/2018
Inspections and Codes	(1) Special Enforcement Supervisor (G15) to (1) Special Enforcement Coordinator (G17)	7/1/2018
Public Works	(1) Animal Control Division Manager (G21) to (1) Animal Control Veterinarian (G23I)	7/1/2018
Parks & Recreation	(1) Aquatic Center Director (G23) to (1) Aquatic Division Manager (G19)	7/1/2018
Parks & Recreation	(1) Part Time Therapeutics Recreation Center Leader (G2) to (1) Full Time Administrative Secretary (G10)	7/1/2018
Parks & Recreation	(1) Custodian (G6A) to (1) Recreation Program Specialist III (G14A)	7/1/2018
Parks & Recreation	(1) Athletic Program Supervisor (G16A) to (1) Athletic Division Manager (G19C)	7/1/2018
Parks & Recreation	(1) Community Schools Supervisor (G16A) to (1) Community Schools Division Manager (G19C)	7/1/2018

## **PERSONNEL**

Parks & Recreation	(1) Marina Supervisor (G9) to (1) Recreation Program Specialist III (G14)	7/1/2018
Clerk of Superior Court	(2) Accounting Clerk (G10) to (2) Deputy Clerk I (G10) (Title Change Only)	7/1/2018
Clerk of Superior Court	(2) Senior Deputy Clerk (G14A) to (2) Senior Deputy Clerk (G14C)	7/1/2018
Probate Court	(1) Fiduciary Compliance Office/Law Clerk (G20J) to (1) Associate Judge (G22L)	12/29/2018
Probate Court	(1) Deputy Clerk II (G12A) to (1) Passport Supervisor/Deputy Clerk II (G14A)	7/1/2018
Probate Court	(1) Chief Deputy Clerk (G16) to (1) Chief Deputy Clerk (G18)	7/1/2018
Probate Court	(1) Deputy Clerk II (G12) to (1) Senior Deputy Clerk (G14)	7/1/2018
Sheriff	(1) Jail Commander (PS23C) to (1) Jail Commander (PS23D)	7/1/2018
Sheriff	(1) Chief Deputy Sheriff (PS24F) to (1) Chief Deputy Sheriff (PS24H)	7/1/2018
Sheriff	(1) Major (PS22C) to (1) Deputy Sheriff (PS14C)	7/1/2018
Recorder's Court	(2) Accounting Clerk (G10) to (2) Deputy Clerk II (G12)	12/29/2018
Recorder's Court	(2) Judicial Administrative Tech I (G9) to (2) Deputy Clerk II (G12)	12/29/2018
Recorder's Court	(6) Judicial Administrative Tech II (G10) to (6) Deputy Clerk II (G12)	12/29/2018
Recorder's Court	(1) Judicial Administrative Tech II (G10) to (1) Senior Deputy Clerk (G14)	12/29/2018
Recorder's Court	(1) Judicial Administrative Tech III (G12) to (1) Senior Deputy Clerk (G14)	12/29/2018
<b>OLOST Fund 0102</b>		
Recorder's Court	(2) Judicial Administrative Tech II (G10) to (2) Deputy Clerk II (G12)	12/29/2018

## **PERSONNEL**

### **Sewer Fund 0202**

Public Works	(1) Equipment Operator Crew Leader (G13B) to (1) Heavy Equipment Supervisor (G15B)	7/1/2018
Public Works	(1) Stormwater Drainage Technician (G15D) to (1) Stormwater Drainage Technician (G13A)	7/1/2018
Public Works	(1) Maintenance Worker I (G7) to (1) GIS Technician I (G14)	7/1/2018

### **Paving Fund 0203**

Public Works	(1) Public Works Supervisor (G15A) to (1) Correctional Detail Supervisor (PS15A)	7/1/2018
Public Works	(1) Maintenance Worker I (G7) to (1) GIS Technician II (G15)	7/1/2018
Public Works	(1) Contract Inspector (G14) to (1) GIS Technology Supervisor (G16)	7/1/2018

### **Integrated Waste Fund 0207**

Public Works	(2) Heavy Equipment Operator (G13A) to (2) Heavy Equipment Supervisor (G15A)	7/1/2018
Public Works	(1) Landfill Operator (G12A) to (1) Landfill Maintenance Worker I (G7A)	7/1/2018
Public Works	(1) Landfill Operator (G12) to (1) Correctional Detail Officer-Waste Disposal (PS12)	7/1/2018

### **Transportation Fund 0751**

METRA TSPLOST Operations	(1) Correctional Detail Officer (PS12A) to (1) Transportation Crew Leader (G12A)	7/1/2018
--------------------------	---	----------

### **ADDITIONAL COMPENSATION:**

This Recommended Budget includes the following pay adjustments and incentives:

- ◆ The Muscogee County Sheriff's Office Recruitment and Retention Plan will be implemented effective July 1, 2018. All Muscogee County Sheriff Correctional Officers without a degree who are currently at Grade 12 Step A or Step B will have their base pay moved to Step C. All Muscogee County Sheriff Correctional Officers with a degree who are currently at Grade 12 Step B or Step C will have their base pay moved to Step D. All Muscogee County Sheriff Deputies without a degree who are currently at Grade 14 Step A or Step B will have their base pay moved to Step C. All Muscogee County Sheriff Deputies with a degree who are currently at Grade 14 Step A, Step B or Step C will have their base pay moved to Step D. All new Correctional Officers hired after July 1, 2018 who has not obtained an Associates, Bachelors, or Masters degree will be hired with a base pay of Grade 12 Step C. All new

## **PERSONNEL**

Correctional Officers hired after July 1, 2018 who has obtained an Associates, Bachelors, or Masters degree will be hired with a base pay of Grade 12 Step D. All new Sheriff Deputies hired after July 1, 2018 who has not obtained an Associates, Bachelors, or Masters degree will be hired with a base pay of Grade 14 Step C. All new Sheriff Deputies hired after July 1, 2018 who has obtained an Associates, Bachelors, or Master's degree will be hired with a base pay of Grade 14 Step D.

- ◆ The Columbus Police Department Recruitment and Retention Plan will be revised effective July 1, 2018. All Columbus Police Department officers currently at Grade 14 Step C will have their base pay moved to Step D while officers currently at Step D with a degree will have their base pay moved to Step E. All new Police Officers hired after July 1, 2018 who has not obtained an Associates, Bachelors, or Masters degree will be hired with a base pay of Grade 14 Step D. All new Police Officers hired after July 1, 2018 who has obtained an Associates, Bachelors, or Master's degree will be hired with a base pay of Grade 14 Step E. Corporal officers at Grade 16 Step A will have their base pay moved Grade 16 Step B. Sixteen (16) Police Officer positions shall remain unfunded until expressly approved by Council in order to fund the initial implementation of the Columbus Police Department Recruitment and Retention Plan.
- ◆ Effective August 2018, a 1.5% pay raise will be provided to all active full-time employees, a .5% cost of living adjustment will be provided to all active employees, and a .25% cost of living adjustment will be provided to retirees.
- ◆ Effective January 1, 2019, annual base supplemental from Muscogee County for the Superior Court Judges of the Chattahoochee Judicial Circuit will be increased by \$500 as part of the FY19 Budget.
- ◆ Effective July 1, 2019, an annual supplement in the amount \$5,000 is hereby adopted for the Judicial Assistants of the Superior Court Judges of the Chattahoochee Judicial Circuit.
- ◆ Notwithstanding Section 7 of Ordinance No. 06-87, effective July 1, 2018, a 2.5% pay increase will be provided to 37 Sheriff Office pay grade 16 positions which includes 11 Deputy Sheriff Technicians, 11 Deputy Sheriff Field Training Officers, 8 ID Technicians, and 7 Investigators that will be funded with existing budget appropriations in the Sheriff's Office.
- ◆ The Chief Judge of the Recorder's Court of Columbus, Georgia will receive the same pay increases as other city appointed or classified full-time positions as part of the Columbus Consolidated Government Pay Plan for Salary and Wages.



# Operating Budgets

## INCLUDED IN THIS SECTION:

- Expenditures by Division
- Departmental Performance Measures

[Return to Table of Contents](#)

D





This page intentionally left blank.

## GENERAL FUND

**The General Fund is the major operating fund of the government. It accounts for all financial resources and expenditures that are not accounted for in specific purpose funds. The expenditures incurred are for current day-to-day expenses, operating equipment and special appropriations.**



This page intentionally left blank.



## Legislative

### **DEPARTMENT MISSION STATEMENT**

The Council and Clerk of Council's Office are responsible for facilitating the activities of the Columbus Council by providing administrative and public policy assistance, managing official records and documents and assisting various boards, authorities, and commissions.

#### **Expenditures By Division**

	<b>FY16 Actual</b>	<b>FY17 Actual</b>	<b>FY18 Actual*</b>	<b>FY19 Adopted</b>
1001000 Council	\$310,579	\$314,983	\$310,237	\$331,382
1002000 Clerk of Council	\$215,624	\$214,438	\$219,157	\$233,918
<b>DEPARTMENT TOTAL</b>	<b>\$526,203</b>	<b>\$529,421</b>	<b>\$529,394</b>	<b>\$565,300</b>
<b>% CHANGE</b>		<b>0.61%</b>	<b>-0.01%</b>	<b>6.78%</b>

*\*Unaudited*

#### **Expenditures By Category**

	<b>FY16 Actual</b>	<b>FY17 Actual</b>	<b>FY18 Actual*</b>	<b>FY19 Adopted</b>
Personal Services	\$461,492	\$463,478	\$460,257	\$487,028
Operations	\$64,711	\$65,943	\$69,137	\$78,272
<b>OPERATING BUDGET</b>	<b>\$526,203</b>	<b>\$529,421</b>	<b>\$529,394</b>	<b>\$565,300</b>
Capital Budget	-	-	-	-
<b>DEPARTMENT TOTAL</b>	<b>\$526,203</b>	<b>\$529,421</b>	<b>\$529,394</b>	<b>\$565,300</b>
<b>% CHANGE</b>		<b>0.61%</b>	<b>-0.01%</b>	<b>6.78%</b>

*\*Unaudited*

**Positions by Division**

		<b>FY17 Actual</b>	<b>FY18 Actual</b>	<b>FY19 Adopted</b>
<b>100-1000 Council*</b>	<b>FT/PT</b>	<b>10/0</b>	<b>10/0</b>	<b>10/0</b>
Mayor Pro Tem		1	1	1
Councilors		9	9	9
<b>100-2000 Clerk of Council</b>	<b>FT/PT</b>	<b>3/1</b>	<b>3/1</b>	<b>3/1</b>
Clerk of Council		1	1	1
Deputy Clerk of Council**		1	1	1
Administrative Secretary		1	1	1
Administrative Secretary (PT)		1	1	1
<b>Total Full Time/Part Time Positions</b>		<b>13/1</b>	<b>13/1</b>	<b>13/1</b>

*\* All Councilor positions are shown as Full Time positions regardless of hours actually worked*

*\*\* One (1) Deputy Clerk of Council reclassified (G14) to G16) in FY19*



## Council

### Program Description:

The City Council is the legislative body of the Columbus Consolidated Government. It consists of ten members, whom eight are elected from districts and two are elected citywide for four-staggered terms. The City Council appoints members to citizen boards and commissions and confirms the City Manager. The City Council also decides the type and level of service provided by the consolidated government, review and adopt resolutions, ordinances, the operating budget and approve purchases over \$10,000 or multi-year contracts of any dollar amount.

## Clerk of Council

### Program Description:

The Clerk of Council (COC) is the administrative arm of the City Council. The Clerk prepares and maintains the minutes of Columbus Council meetings. A comprehensive index file of ordinances and resolutions adopted by the City Council is processed and maintained by the Clerk. Additionally, the Clerk is responsible for maintaining and updating the official copy of the Columbus Code and is a supplemental service to departments and paid subscribers.

<b>Goal:</b>	<b>To provide the best and most-prompt service for our customers in the least amount of time, while providing accurate information in a timely manner. To assist the Mayor and Council with board appointment nominees.</b>		
<b>Objective:</b>	<b>To produce a thorough and accurate documentation from the proceedings of the Council Meeting, which will provide beneficial information to the citizens.</b>		
<b>Performance Indicators:</b>	<b>FY17 Actual</b>	<b>FY18 Actual</b>	<b>FY19 Projected</b>
Percentage of requests responded to within one day or less.	<b>90%</b>	<b>92%</b>	<b>96%</b>

<b>Goal:</b>	<b>Provide additional information on the City's webpage regarding City Boards, Authorities, and Commissions.</b>		
<b>Objective:</b>	<b>To enhance the level of participation from citizens to volunteer their time and knowledge to serve as volunteers on City Boards, Authorities, and Commissions while promoting community involvement for the betterment of the City.</b>		
<b>Performance Indicators:</b>	<b>FY17 Actual</b>	<b>FY18 Actual</b>	<b>FY19 Projected</b>
Percentage of board, authority, or commission meeting attendance	<b>95%</b>	<b>98%</b>	<b>94%</b>



## Mayor of Columbus

### Executive

#### DEPARTMENT MISSION STATEMENT

To provide quality services, and to serve the citizens of our community with respect for their needs. Demonstrate responsible citizenship by supporting the development of the communities we serve.

#### Expenditures By Division

	FY16 Actual	FY17 Actual	FY18 Actual*	FY19 Adopted
1101000 Mayor	\$330,099	\$313,210	\$305,434	\$296,482
1102600 Internal Auditor	\$145,096	\$171,987	\$196,033	\$197,477
<b>DEPARTMENT TOTAL</b>	<b>\$475,195</b>	<b>\$485,197</b>	<b>\$501,467</b>	<b>\$493,959</b>
<b>% CHANGE</b>		<b>2.10%</b>	<b>3.35%</b>	<b>-1.50%</b>

*\*Unaudited*

#### Expenditures By Category

	FY16 Actual	FY17 Actual	FY18 Actual*	FY19 Adopted
Personal Services	\$402,705	\$430,286	\$453,598	\$461,476
Operations	\$72,490	\$54,911	\$47,869	\$32,483
<b>OPERATING BUDGET</b>	<b>\$475,195</b>	<b>\$485,197</b>	<b>\$501,467</b>	<b>\$493,959</b>
Capital Budget	-	-	-	-
<b>DEPARTMENT TOTAL</b>	<b>\$475,195</b>	<b>\$485,197</b>	<b>\$501,467</b>	<b>\$493,959</b>
<b>% CHANGE</b>		<b>2.10%</b>	<b>3.35%</b>	<b>-1.50%</b>

*\*Unaudited*

**Positions by Division**

		<b>FY17 Actual</b>	<b>FY18 Actual</b>	<b>FY19 Adopted</b>
<b>110-1000 Mayor</b>	<b>FT/PT</b>	<b>4/0</b>	<b>4/0</b>	<b>4/0</b>
Mayor*		1	1	1
Coordinator of Policy and Research**		1	1	0
Public Information Officer/Calendar Coord.**		1	1	0
Executive Assistant**		1	1	0
Executive Assistant***		0	0	1
Executive Assistant to the Mayor***		0	0	1
Administrative Secretary***		0	0	1
<b>110-2600 Internal Auditor</b>	<b>FT/PT</b>	<b>2/0</b>	<b>2/0</b>	<b>2/0</b>
Internal Auditor/Compliance Officer		1	1	1
Forensic Auditor		1	1	1
<b>Total Full Time/Part Time Positions</b>		<b>6/0</b>	<b>6/0</b>	<b>6/0</b>

\*Mayor salary reclassified in FY19, effective 1/7/19

\*\*One (1) Coordinator of Policy and Research (G16), one (1) Public Information Officer/Calendar Coordinator (G16), and one (1) Executive Assistant (G16) deleted in FY19, effective 1/7/19

\*\*\*One (1) Executive Assistant (G14), one (1) Executive Assistant to the Mayor (G00), and one (1) Administrative Secretary (G10) added in FY19, effective 1/7/19

## Mayor

### Program Description:

The Mayor is the Chief Executive of the Consolidated Columbus, Georgia City Government. The Mayor directs the executive branch of government, which consists of the office of the mayor, the office of the city manager, the directors of departments, and departments, boards, commissions and authorities ordained by Council or established by law. The Mayor is the official spokesperson for the consolidated government, presides at all meetings of the City Council, and is the Director of Public Safety. The Mayor shall be aided by a city manager, who, in the performance of his or her duties, shall be responsible to the Mayor. The specific powers and duties of the office of Mayor are more specifically set forth in the Charter, including Sec. 4-201.

### Goals, Objectives and Performance Data

<b>Goal:</b>	<b>To respond in a timely manner to citizen concerns that are brought to the attention of the Mayor's Office.</b>		
<b>Objective:</b>	<b>To respond to citizen concerns within three to five business days.</b>		
<b>Performance Indicators:</b>	<b>FY17 Actual</b>	<b>FY18 Actual</b>	<b>FY19 Projected</b>
Percentage of concerns responded to within three business days.	100%	100%	100%

## Internal Auditor

### DEPARTMENT MISSION STATEMENT

To uphold the highest standards of accountability for the Mayor, the City of Columbus and it's employees, through auditing and sound accounting procedures.

### Program Description:

Internal Audit provides independent and objective appraisals of departmental procedures and administrative and operational support via special projects for the Mayor, City Council, and departments as requested. Additionally, Internal Audit monitors the Whistleblower Hotline.

Internal Audit reports directly to the Mayor and City Council. Internal Audit provides unbiased reviews, using competency and integrity to certify findings and provide recommendations to identified deficiencies. If the recommendations are enacted, Internal Audit uses quality control measures to monitor the implementation of the new or revised procedures.

### Goals, Objectives and Performance Data

<b>Goal:</b>	<b>To maintain professional certification through the completion of required Continuing Professional Education, each calendar year.</b>		
<b>Objective:</b>	<b>Complete at least 40 hours of required and approved training each year.</b>		
<b>Performance Indicators:</b>	<b>FY17 Actual</b>	<b>FY18 Actual</b>	<b>FY19 Projected</b>
Number of hours completed	80.0	91.9	80.0

<b>Goal:</b>	To safeguard the City's assets by evaluating the internal control system and compliance thereof, audit departments and activities on a scheduled and unannounced basis; deter theft and malfeasance by providing an audit presence in City government.		
<b>Objective:</b>	Complete at least 6 departmental audits or special projects per year		
<b>Performance Indicators:</b>	<b>FY17 Actual</b>	<b>FY18 Actual</b>	<b>FY19 Projected</b>
Number of audits completed versus scheduled	4	4	4





## Legal

### DEPARTMENT MISSION STATEMENT

The City Attorney has the responsibility of responding to requests for advice and in answering lawsuits in such a manner, as to eliminate or minimize legal damages that flow from such difficulties, and to advise the government and its officers how to steer clear of legal problems before decisions are made which might create such problems.

#### Expenditures By Division

	FY16 Actual	FY17 Actual	FY18 Actual*	FY19 Adopted
1201000 City Attorney	\$381,460	\$382,184	\$380,678	\$391,094
1202100 Litigation	\$2,727,273	\$1,992,601	\$1,022,819	\$325,000
<b>DEPARTMENT TOTAL</b>	<b>\$3,108,733</b>	<b>\$2,374,785</b>	<b>\$1,403,497</b>	<b>\$716,094</b>
<b>% CHANGE</b>		<b>-23.61%</b>	<b>-40.90%</b>	<b>-48.98%</b>

*\*Unaudited*

#### Expenditures By Category

	FY16 Actual	FY17 Actual	FY18 Actual*	FY19 Adopted
Personal Services	\$360,883	\$360,884	\$356,884	\$360,994
Operations	\$2,747,849	\$2,013,901	\$1,046,613	\$355,100
<b>OPERATING BUDGET</b>	<b>\$3,108,733</b>	<b>\$2,374,785</b>	<b>\$1,403,497</b>	<b>\$716,094</b>
Capital Budget	-	-	-	-
<b>DEPARTMENT TOTAL</b>	<b>\$3,108,733</b>	<b>\$2,374,785</b>	<b>\$1,403,497</b>	<b>\$716,094</b>
<b>% CHANGE</b>		<b>-23.61%</b>	<b>-40.90%</b>	<b>-48.98%</b>

*\*Unaudited*

**Positions by Division**

		<b>FY17 Actual</b>	<b>FY18 Actual*</b>	<b>FY19 Adopted</b>
<b>120-1000 City Attorney</b>	<b>FT/PT</b>	<b>4/0</b>	<b>4/0</b>	<b>4/0</b>
City Attorney		1	1	1
Assistant City Attorney		1	1	1
Legal Assistant		1	1	1
Paralegal		1	1	1
<b>Total Full Time/Part Time Positions</b>		<b>4/0</b>	<b>4/0</b>	<b>4/0</b>

## City Attorney

### Program Description:

The City Attorney is responsible for preparing ordinances and resolutions for Council Action, legislative bills, reviewing contracts, advising and consulting on administrative matters. The department also participates in general legislative programs through activities of city and county organizations. Staff represents the Mayor and departments in local, state and federal courts.

### Goals, Objectives and Performance Data

<b>Goal:</b>	<b>The goal of the City Attorney's Office is to fulfill the functions of the office as established in the Columbus Charter in an efficient and effective manner.</b>		
<b>Objective:</b>	<b>To respond to and prepare all responses to legislative issues, litigation demands, opinion requests and administrative matters in a timely and efficient manner.</b>		
<b>Performance Indicators:</b>	<b>FY17 Actual</b>	<b>FY18 Actual</b>	<b>FY19 Projected</b>
Claims and lawsuits received	125	150	150
Ordinances & resolutions prepared	260	265	265
Contracts approved as to form	225	225	250
Opinion requests & referrals	350	350	350
Review or Responses to open records requests	200	250	300



## Chief Administrator

### DEPARTMENT MISSION STATEMENT

The City Manager's office is responsible for carrying out the Mayor/Council's policy decisions, for providing vision and leadership to the organization, and for overseeing the day-to-day operations of the Columbus Consolidated Government (CCG). Also, the City Manager's office acts as the custodian to all real and personal property of the government.

#### Expenditures By Division

		<b>FY16 Actual</b>	<b>FY17 Actual</b>	<b>FY18 Actual*</b>	<b>FY19 Adopted</b>
1301000	Administration	\$745,797	\$717,704	\$747,112	\$750,874
1302500	Mail Room	\$66,135	\$65,078	\$70,863	\$71,143
1302550	Print Shop	-	\$192,651	\$196,197	\$201,763
1302600	Public Information & Relations	\$95,559	\$82,992	\$124,551	\$121,041
1302850	Citizen's Service Center	\$369,617	\$386,913	\$349,278	\$367,105
1303710	Recorder's Court	-	-	-	-
<b>DEPARTMENT TOTAL</b>		<b>\$1,277,108</b>	<b>\$1,445,338</b>	<b>\$1,488,001</b>	<b>\$1,511,926</b>
<b>% CHANGE</b>			<b>13.17%</b>	<b>2.95%</b>	<b>1.61%</b>

*\*Unaudited*

#### Expenditures By Category

	<b>FY16 Actual</b>	<b>FY17 Actual</b>	<b>FY18 Actual*</b>	<b>FY19 Adopted</b>
Personal Services	\$1,172,081	\$1,376,679	\$1,409,073	\$1,427,677
Operations	\$80,236	\$68,659	\$78,928	\$84,249
<b>OPERATING BUDGET</b>	<b>\$1,252,317</b>	<b>\$1,445,338</b>	<b>\$1,488,001</b>	<b>\$1,511,926</b>
Capital Budget	\$24,791	-	-	-
<b>DEPARTMENT TOTAL</b>	<b>\$1,277,108</b>	<b>\$1,445,338</b>	<b>\$1,488,001</b>	<b>\$1,511,926</b>
<b>% CHANGE</b>		<b>13.17%</b>	<b>2.95%</b>	<b>1.61%</b>

*\*Unaudited*

**Positions by Division**

		<b>FY17 Actual</b>	<b>FY18 Actual</b>	<b>FY19 Adopted</b>
<b>130-1000 Administration</b>	<b>FT/PT</b>	<b>7/0</b>	<b>7/0</b>	<b>7/0</b>
Administrative Assistant		2	2	2
Assistant to the City Manager		1	1	1
City Manager		1	1	1
Deputy City Manager-Operations		1	1	1
Deputy City Manager-Planning		1	1	1
Executive Assistant		1	1	1
<b>130-2500 Mail Room</b>	<b>FT/Temp</b>	<b>1/1</b>	<b>1/1</b>	<b>1/1</b>
Mailroom Intern (Temporary)		1	1	1
Mailroom Supervisor		1	1	1
<b>130-2550 Print Shop</b>	<b>FT/Temp</b>	<b>4/0</b>	<b>4/0</b>	<b>4/0</b>
Print Shop Supervisor		1	1	1
Print Shop Technician		1	1	1
Duplicating Service Technician		1	1	1
Graphics Designer		1	1	1
<b>130-2600 Public Info</b>	<b>FT/Temp</b>	<b>1/1</b>	<b>2/0</b>	<b>2/0</b>
Communications & Multimedia Specialist*		0	1	1
TV Station Intern (Temporary)**		1	0	0
TV Station Manager		1	1	1
<b>130-2850 City Services Ctr</b>	<b>FT/PT</b>	<b>9/0</b>	<b>8/0</b>	<b>8/0</b>
Citizen's Service Coordinator		1	1	1
Citizen's Service Technician*		7	6	6
Records Specialist		1	1	1
<b>Total Full Time/Part Time/Temporary Positions</b>		<b>22/2</b>	<b>22/1</b>	<b>22/1</b>

*\*One (1) Citizen's Service Technician (G10) reclassified to Communication & Multimedia Specialist (G14) in FY18*

*\*\*One (1) TV Station Intern Temporary position discontinued in FY18*



## City Manager Administration

### Program Description:

The City Manager is responsible for the direction, supervision, and review of departmental operations. Preparation of the annual operating and capital improvement budget, submission of reports to the Mayor and Council on finance and administrative activities of the Government, fall under the City Managers duties. The City Manager advises and makes recommendations to the Mayor and Council on the present and future financial status of the Government. The City Manager confers with, coordinates, and assists local, state, and federally elected and appointed officials, and acts a general liaison between the Mayor, Council and all other entities.

### Goals, Objectives and Performance Data

<b>Goal:</b>	<b>To clearly and completely articulate recommendations on policy and operations of the CCG to the Mayor and Council, and to effectively and economically implement CCG policy.</b>		
<b>Objective:</b>	<b>Respond to a minimum of 90% of citizen concerns within 7 days</b>		
<b>Objective:</b>	<b>Ensure that 95% of Council Agenda reports are complete, accurate, and on time.</b>		
<b>Objective:</b>	<b>Ensure a response to Council on referrals by next Council Meeting.</b>		
<b>Performance Indicators:</b>	<b>FY17 Actual</b>	<b>FY18 Actual</b>	<b>FY19 Projected</b>
Average number of days to respond to citizen's concerns	3 days	3 days	2 days
Percentage of Council agenda reports submitted accurate and on time	99%	99%	99%
Average number of days to respond to Council referrals and correspondence	5 days	7 days	3 days

<b>Goal:</b>	<b>To work closely with local &amp; state delegation, legislative liasions, the private sector, and other Governmental agencies.</b>		
<b>Objective:</b>	<b>Continue to have regular meetings with the School Board, Chamber of Commerce, and local delegation to work on legislative agenda.</b>		
<b>issues.</b>	<b>FY17 Actual</b>	<b>FY18 Actual</b>	<b>FY19 Projected</b>
<b>Performance Indicators:</b>			
Number of days turn-around time for House/Senate bills to legislative liasion for action	2 days	2 days	2 days

## Mail Room

### Program Description:

The Mail Room is responsible for the processing and distribution of all incoming/outgoing mail and informational materials for the CCG.

### Goals, Objectives and Performance Data

<b>Goal:</b>	<b>To ensure that departments within the City receive accurate and timely pickup and delivery of outgoing and incoming mail.</b>		
<b>Objective:</b>	<b>Implement needed procedures to make the delivery of mail more efficient and</b>		
<b>Objective:</b>	<b>Provide superior customer service to individuals utilizing the mail system.</b>		
	<b>FY17</b>	<b>FY18</b>	<b>FY19</b>
<b>Performance Indicators:</b>	<b>Actual</b>	<b>Actual</b>	<b>Projected</b>
Percentage for each day the mail is placed in mail boxes by 11:00 am.	<b>98%</b>	<b>99%</b>	<b>99%</b>
Completion of a customer service class for all mailroom personnel	<b>100%</b>	<b>100%</b>	<b>100%</b>

## Print Shop

### Program Description:

Assist all City Departments with their printing needs, which includes designs, typesetting, color copies, color printing, folding, stapling, binding and the overall knowledge of any printing projects.

### Goals, Objectives and Performance Data

<b>Goal:</b>	<b>Maintain the quality of equipment, services, supplies and overall production provided by the Printing Division.</b>		
<b>Objective:</b>	<b>Increase production efficiently and maintain quality printing services with minimal cost and delay to customers.</b>		
	<b>FY17</b>	<b>FY18</b>	<b>FY19</b>
<b>Performance Indicators:</b>	<b>Actual</b>	<b>Actual</b>	<b>Projected</b>
Number of Graphics/Software trainings.	<b>1</b>	<b>1</b>	<b>1</b>
Number of Graphic Software upgrades.	<b>1</b>	<b>1</b>	<b>1</b>
PlateMaker/Film System	<b>1</b>	<b>1</b>	<b>1</b>
Percentage of Online Work orders.	<b>100%</b>	<b>100%</b>	<b>100%</b>
Number of Offset Printing Impressions.	<b>4,500,000</b>	<b>4,500,000</b>	<b>4,750,000</b>
Number of Quick Copies.	<b>500,000</b>	<b>500,000</b>	<b>800,000</b>
Percentage of Plate Filing System.	<b>100%</b>	<b>100%</b>	<b>100%</b>
Percentage of maintenance/repairs.	<b>100%</b>	<b>100%</b>	<b>100%</b>

## Public Information & Relations

### Program Description:

The Public Information and Relations Office (PIRO) is the designated distributor of information regarding the CCG. Organized as a division of the City Manager's Office, the PIRO is in the position to directly service and correspond with departments, agencies, and authorities of the CCG. The office provides continuity in news releases, broadcast messages, brochures, newsletters, and other printed materials on behalf of the CCG. Conversely, the office responds to citizen inquiries, complaints, and comments by directing the citizen to the appropriate departments.

The Columbus Consolidated Government has joined other jurisdictions in airing public hearings, local legislative sessions, and other public programs on a government access channel (CCGTV).

### Goals, Objectives and Performance Data

<b>Goal:</b>	<b>To continue to improve our on air presence with short and long term goals, which ensure greater use of CCGTV and increase our viewers</b>		
<b>Objective:</b>	<b>Improve the efficiency of CCGTV</b>		
<b>Performance Indicators:</b>	<b>FY17 Actual</b>	<b>FY18 Actual</b>	<b>FY19 Projected</b>
Number of meetings broadcast live and replayed on the channel weekly.	225	257	275

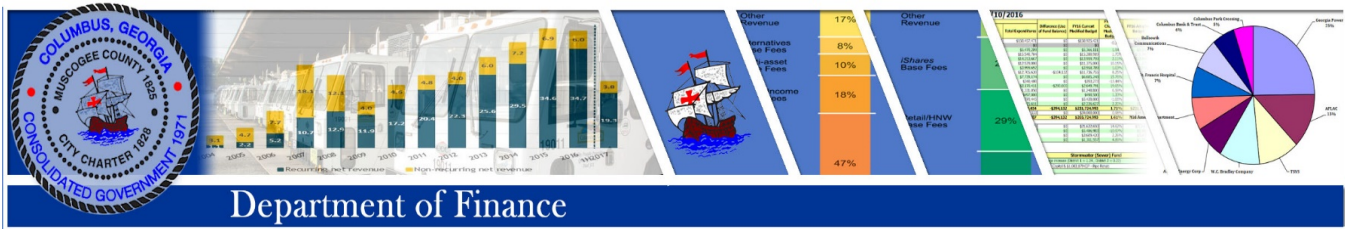
## Citizen's Service Center

### Program Description:

The Citizens Service Center is responsible for receiving calls from citizens requesting assistance on all non-emergency services within the Columbus Consolidated Government. This division provide the residents of Columbus, Georgia with current and accurate information pertaining to the CCG and coordinate the resolution of these concerns or requests for services by generating service requests and distributing them to the appropriate departments.

### Goals, Objectives and Performance Data

<b>Goal:</b>	<b>To serve citizens in a friendly, professional, and helpful manner and offer complete and accurate information to internal and external customers by telephone, email or in person.</b>		
<b>Objective:</b>	<b>To reduce citizens' complaints concerning non-responsiveness and excessive transfer of calls.</b>		
<b>Performance Indicators:</b>	<b>FY17 Actual</b>	<b>FY18 Actual</b>	<b>FY19 Projected</b>
Number of calls received	130,392	137,694	145,000
Number of service requests	43,357	43,943	50,000
Number of walk-ins	282,678	275,841	300,000
Number of notary requests	1,787	2,002	2,500
Number of reservations	945	1,025	1,200
Number of pool car requests	47	59	70
Number of on-line requests	1,505	2,000	2,200



## Finance

### DEPARTMENT MISSION STATEMENT

To maintain the CCG's overall financial stability through sound financial planning and management practices. We are committed to the highest standards of accountability, accuracy, timeliness, professionalism and innovation in providing financial services to our internal and external customers.

#### Expenditures By Division

	FY16 Actual	FY17 Actual	FY18 Actual*	FY19 Adopted
2001000 Finance Director	\$308,114	\$289,172	\$284,083	\$311,636
2002100 Accounting	\$479,720	\$478,007	\$478,414	\$489,165
2002200 Revenue	\$664,886	\$602,596	\$618,456	\$651,619
2002900 Financial Planning	\$208,444	\$119,845	\$242,245	\$268,990
2002950 Purchasing	\$372,114	\$382,388	\$371,662	\$391,944
2002980 Cash Management	\$213,264	\$220,051	\$213,459	\$218,532
<b>DEPARTMENT TOTAL</b>	<b>\$2,246,542</b>	<b>\$2,092,059</b>	<b>\$2,208,319</b>	<b>\$2,331,886</b>
<b>% CHANGE</b>		<b>-6.88%</b>	<b>5.56%</b>	<b>5.60%</b>

*\*Unaudited*

#### Expenditures By Category

	FY16 Actual	FY17 Actual	FY18 Actual*	FY19 Adopted
Personal Services	\$1,840,382	\$1,709,682	\$1,828,873	\$1,941,306
Operations	\$384,234	\$382,377	\$379,446	\$390,580
<b>OPERATING BUDGET</b>	<b>\$2,224,616</b>	<b>\$2,092,059</b>	<b>\$2,208,319</b>	<b>\$2,331,886</b>
Capital Budget	\$21,926	-	-	-
<b>DEPARTMENT TOTAL</b>	<b>\$2,246,542</b>	<b>\$2,092,059</b>	<b>\$2,208,319</b>	<b>\$2,331,886</b>
<b>% CHANGE</b>		<b>-6.88%</b>	<b>5.56%</b>	<b>5.60%</b>

*\*Unaudited*

**Positions by Division**

		<b>FY17 Actual</b>	<b>FY18 Actual</b>	<b>FY19 Adopted</b>
<b>200-1000 Administration</b>	<b>FT/PT</b>	<b>1/1</b>	<b>1/1</b>	<b>2/0</b>
Administrative Assistant		1	1	0
Administrative Coordinator*		0	0	1
Finance Director		1	1	1
<b>200-2100 Accounting</b>	<b>FT/PT</b>	<b>8/0</b>	<b>8/0</b>	<b>8/0</b>
Accounting Manager		1	1	1
Accounts Payable Technician		3	3	3
Grant Compliance Accountant		1	1	1
Payroll Coordinator		1	1	1
Payroll Supervisor		1	1	1
Senior Accountant		1	1	1
<b>200-2200 Revenue</b>	<b>FT/PT</b>	<b>12/0</b>	<b>12/0</b>	<b>12/0</b>
Accounting Technician		1	1	1
Collections Supervisor		1	1	1
Collections Technician		3	3	3
Customer Service Representative (FT)		1	1	1
Financial Analyst*		1	1	1
Revenue Auditor		2	2	2
Revenue Manager		1	1	1
Senior Customer Service Representative		1	1	1
Tax Supervisor		1	1	1
<b>200-2900 Financial Plan</b>	<b>FT/PT</b>	<b>4/0</b>	<b>4/0</b>	<b>4/0</b>
Assistant Finance Director		1	1	1
Budget and Management Analyst		3	3	3
<b>200-2950 Purchasing</b>	<b>FT/PT</b>	<b>7/0</b>	<b>7/0</b>	<b>7/0</b>
Accounting Technician***		1	0	0
Buyer		2	2	2
Buyer Specialist		2	2	2
Purchasing Manager		1	1	1
Purchasing Technician***		1	2	2
<b>200-2980 Cash Mngmt</b>	<b>FT/PT</b>	<b>2/0</b>	<b>2/0</b>	<b>2/0</b>
Accounting Technician		1	1	1
Investment Officer		1	1	1
<b>Total Full Time/Part Time Positions</b>		<b>34/1</b>	<b>34/1</b>	<b>35/0</b>

\* Financial Analyst position has been unfunded since FY16

\*\* One (1) Administrative Assistant PT position (G12) reclassified to Administrative 'Coordinator FT (G14), in FY19, effective 12/29/18.

\*\*\*One (1) Accounting Technician (G12) reclassified to Purchasing Technician (G12) in FY18



## Finance Director

### Program Description:

The Finance Director is responsible for supervising and coordinating the administration of major fiscal services, and providing accurate and current data concerning the expenditures of various operating programs and revenue collected by the CCG. The Finance Department includes the Accounting, Financial Planning, Purchasing, Revenue/Occupation Tax and Cash Management Divisions. The Cash Management Division was separated out from the Revenue Division in FY14.

## Accounting

### Program Description:

Maintenance of the general ledger and all subsidiary ledgers; process and record all disbursements; verify and record all revenues; process and record capital assets and maintain capital assets inventory; process and record all payroll transactions to include remittance of all withholdings and preparation and disbursement of W2's and 1099R's; accounting for the City's various grants; preparation of basic financial statements and note disclosures, Management Discussion and Analysis and Statistical Section of the Comprehensive Annual Financial Report (CAFR) in compliance with standards established by the Governmental Accounting Standards Board (GASB), the Government Finance Officers Association (GFOA), and the legal requirements of the State of Georgia.

### Goals, Objectives and Performance Data

<b>Goal:</b>	<b>To provide accounting oversight and guidance to departments to ensure that generally accepted accounting principles, legal requirements, policies and procedures are consistently applied to maintain the integrity of the financial records and to fully meet reporting requirements.</b>		
<b>Objective:</b>	<b>To prepare monthly financial reports for 100% of the City's 53 funds within 10 days after month end.</b>		
<b>Objective:</b>	<b>To receive an unmodified audit opinion.</b>		
<b>Objective:</b>	<b>To be awarded the GFOA Certificate of Achievement for Excellence in Financial Reporting for the City's CAFR.</b>		
<b>Performance Indicators:</b>	<b>FY17 Actual</b>	<b>FY18 Actual</b>	<b>FY19 Projected</b>
Number of monthly financial reports published for 53 funds	<b>13</b>	<b>13</b>	<b>13</b>
Percent of financial statements completed on time within 10 days	<b>98%</b>	<b>98%</b>	<b>98%</b>
Receive an unmodified audit opinion	<b>Yes</b>	<b>Yes</b>	<b>Yes</b>
Management letter issues to Mayor & Council	<b>3</b>	<b>3</b>	<b>3</b>
Receipt of the Certificate of Achievement	<b>Yes</b>	<b>Yes</b>	<b>Yes</b>

<b>Goal:</b>	To prepare annual financial reports and schedules which include the Comprehensive Annual Financial Report (CAFR), the Report of Local Government Finances for the Georgia Department of Community Affairs, entity financial statements and statistical tables in order to fairly present the Consolidated Government's financial position and operating results in conformity with GAAP, GASB, GFOA, local, state and federal guidelines. To complete 100% of the above mentioned reports on time and in compliance with established guidelines.		
<b>Objective:</b>	To prepare and publish CAFR by December 31st		
<b>Objective:</b>	To complete Report of Local Government Finances by November 20th		
<b>Performance Indicators:</b>	<b>FY17 Actual</b>	<b>FY18 Actual</b>	<b>FY19 Projected</b>
CAFR Prepared and published by December 31	100%	100%	100%
Report of Local Government Finances completed by November 20	100%	100%	100%

<b>Goal:</b>	To provide guidance and oversight in accounts payable practices in order to maintain proper accountability, accurate financial reporting, and timely payment to our external customers (vendors).		
<b>Objective:</b>	To process vendor invoices and GAX documents received from departments within three (3) days of receipt in the Accounting Division to produce timely payments to vendors.		
<b>Performance Indicators:</b>	<b>FY17 Actual</b>	<b>FY18 Actual</b>	<b>FY19 Projected</b>
Number of checks processed	14,020	14,175	14,317

<b>Goal:</b>	To coordinate an accurate and timely payroll for the City's workforce and retirees, and remittance of all third party deductions and withholdings within stated guidelines and standards.		
<b>Objective:</b>	To process the City's various payrolls – biweekly and monthly, and payments to third parties for deductions and withholdings. The number of payrolls processed changed in FY18 with the implementation of a biweekly lag payroll for all employees.		
<b>Performance Indicators:</b>	<b>FY17 Actual</b>	<b>FY18 Actual</b>	<b>FY19 Projected</b>
Number of payrolls processed	156	78	38
Number tax deposits processed	64	38	38
Percentage processed within guidelines	100%	100%	100%

<b>Goal:</b>	To process W2 and 1099R forms for the City's workforce and retirees within established federal guidelines		
<b>Objective:</b>	To balance and reconcile W2 and 1099R forms within 2 weeks after the close of the calendar year but not later than January 31st.		
<b>Performance Indicators:</b>	<b>FY17 Actual</b>	<b>FY18 Actual</b>	<b>FY19 Projected</b>
Number of W2 forms processed	3,938	3,776	3,900
Number of 1099R forms processed	1,732	1,936	2,000

## Occupation Tax/Collections

### Program Description:

The Revenue Division performs two primary functions: Occupational Tax and Collections. Occupational Tax is responsible for issuing licenses pertaining to business, alcoholic beverage, and insurance as well as collection, audits, and enforcement of ordinances relative to various taxes such as gross receipts, alcohol excise taxes, insurance premium and franchise taxes. The collections function pertains to the collection and deposit of all monies received by Columbus Consolidated Government and billing and collection of numerous government services. Treasury functions include the verification, coding, receipting, and daily depositing of all revenues for the various funds collected.

### Goals, Objectives and Performance Data

<b>Goal:</b>	<b>To improve the collections and cash flow through more effective processes and increase availability of tax information online to better meet the changing needs of taxpayers.</b>		
<b>Objective:</b>	<b>To expand technology to include the use of the internet web site for information, application, and payment processing. Technology enhancements would provide enhanced customer service and improve efficiencies in the Division.</b>		
<b>Performance Indicators:</b>	<b>FY17 Actual</b>	<b>FY18 Actual</b>	<b>FY19 Projected</b>
Number of forms available on the web site	20	24	25

<b>Goal:</b>	<b>To communicate effectively, externally and internally, to reduce misunderstandings, expedite processes, and reduce the margin of error.</b>		
<b>Objective:</b>	<b>To improve the quality of the licensing and tax billing functions and processes by increasing and prioritizing efforts to locate unlicensed businesses.</b>		
<b>Performance Indicators:</b>	<b>FY17 Actual</b>	<b>FY18 Actual</b>	<b>FY19 Projected</b>
Reduce the licensing delinquency report.	13%	11%	11%

## Financial Planning

### Program Description:

The primary function of this division is to coordinate the preparation of the Columbus Consolidated Government's annual operating and capital budgets. The budget season begins in January with preparation, distribution and instructions of the budgets forms and guidance from the City Manager. The staff assists with budget request reviews and final preparation of the recommended budget for submission to Council prior to May 1. During the Council review, the staff provides technical, analytical and research support. Following Council adoption by July 1, the staff integrates the Council adjustments and prepares the budget document for production and submission to Government Finance Officers Association (GFOA) for evaluation. In addition, throughout the year Financial Planning provides analysis, guidance, and support to all areas of CCG management to help departments remain within budget, improve fiscal efficiency, and manage expenditures relative to budget.

### Goals, Objectives and Performance Data

<b>Goal:</b>	<b>To obtain GFOA Distinguished Budget award with no areas cited for improvement.</b>		
<b>Objective:</b>	<b>A rating of proficient in policy, communications, operations and financial as cited by GFOA.</b>		
<b>Performance Indicators:</b>	<b>FY17 Actual</b>	<b>FY18 Actual</b>	<b>FY19 Projected</b>
Rating of 100% Proficiency	100%	100%	100%

<b>Goal:</b>	<b>To develop and improve the quality of financial reports available to management and staff, including Annual Budget Book, internal reports, and special projects as requested.</b>		
<b>Objective:</b>	<b>Development and analysis of financial reports.</b>		
<b>Performance Indicators:</b>	<b>FY17 Actual</b>	<b>FY18 Actual</b>	<b>FY19 Projected</b>
Development of Recommended Budget	YES	YES	YES
Quarterly reports within 15 days of end of the quarter	90%	100%	100%

<b>Goal:</b>	<b>To facilitate communications with departments to streamline the financial processes.</b>		
<b>Objective:</b>	<b>To improve communications and the delivery of services to the departments.</b>		
<b>Performance Indicators:</b>	<b>FY17 Actual</b>	<b>FY18 Actual</b>	<b>FY19 Projected</b>
Bi-annual Departmental visits (all Departments)	<b>98%</b>	<b>80%</b>	<b>90%</b>
Cross training analysts on major procedures and directives	<b>96%</b>	<b>95%</b>	<b>95%</b>
Percentage of inquiries responded to within 48 hours	<b>99%</b>	<b>95%</b>	<b>95%</b>

## Purchasing

### Program Description:

The Purchasing Division is responsible for securing all supplies, tools, equipment, and services for the Columbus Consolidated Government operations consistent with the procurement ordinance. In addition, the division is responsible for the protection, preservation, proper storage and disposal of surplus materials and equipment. The division acts as a liaison between the vendor and the City's various departments.

### Goals, Objectives and Performance Data

<b>Goal:</b>	<b>To enhance end-user efficiency when using the new release of the finance system.</b>		
<b>Objective:</b>	<b>To provide more Finance System (Procurement) training opportunities for end-users by having regularly scheduled classes on a quarterly basis.</b>		
<b>Performance Indicators:</b>	<b>FY17 Actual</b>	<b>FY18 Actual</b>	<b>FY19 Projected</b>
Number of Advantage training sessions	<b>10</b>	<b>8</b>	<b>4</b>

<b>Goal:</b>	<b>To encourage the use of annual contracts, wherever possible, to save departments' time and effort when purchasing regularly required goods and services.</b>		
<b>Objective:</b>	<b>Develop more annual contracts for regularly required goods and services with the assistance of the participating departments.</b>		
<b>Performance Indicators:</b>	<b>FY17 Actual</b>	<b>FY18 Actual</b>	<b>FY19 Projected</b>
Number of annual contracts completed/updated	<b>35</b>	<b>40</b>	<b>40</b>



<b>Goal:</b>	<b>To encourage use of the Purchasing Card in all departments in order to reduce time obtaining purchases under \$1,000.</b>		
<b>Objective:</b>	<b>Reduce the number of purchase orders and checks generated for small purchases and for travel purposes.</b>		
<b>Performance Indicators:</b>	<b>FY17 Actual</b>	<b>FY18 Actual</b>	<b>FY19 Projected</b>
Number of cardholders	335	343	350

## Cash Management

### Program Description:

The Cash Management Division is responsible for all operating and investment cash accounts owned by the city as well as certain cash receiving transactions.

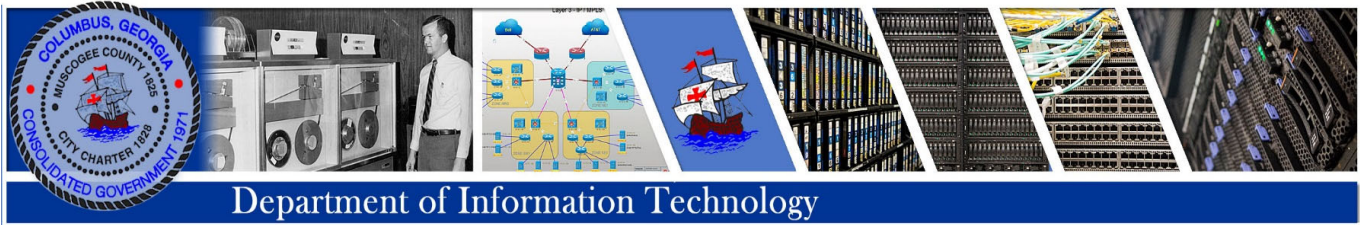
### Goals, Objectives and Performance Data

<b>Goal:</b>	<b>To ensure there is sufficient cash to meet city needs on a daily basis.</b>		
<b>Objective:</b>	<b>Cash is sufficient to meet payroll and accounts payable needs.</b>		
<b>Performance Indicators:</b>	<b>FY17 Actual</b>	<b>FY18 Actual</b>	<b>FY19 Projected</b>
Percentage of cash sufficiency	100%	100%	100%

<b>Goal:</b>	<b>Optimize city investment earnings by appropriate management and investment of cash on hand and in operating, investment and pension fund accounts.</b>		
<b>Objective:</b>	<b>Yield on investments exceeds appropriate benchmarks.</b>		
<b>Performance Indicators:</b>	<b>FY17 Actual</b>	<b>FY18 Actual</b>	<b>FY19 Projected</b>
Yield exceeds benchmarks	Yes	Yes	Yes

<b>Goal:</b>	<b>Release ACH/wire transfer payments on a timely basis.</b>		
<b>Objective:</b>	<b>Ensure ACH/wire transfer payment processing is efficient.</b>		
<b>Performance Indicators:</b>	<b>FY17 Actual</b>	<b>FY18 Actual</b>	<b>FY19 Projected</b>
Percentage released on time	100%	100%	100%

<b>Goal:</b>	<b>To improve the rate of return on investments.</b>		
<b>Objective:</b>	<b>To continually evaluate money managers and investment third parties.</b>		
<b>Performance Indicators:</b>	<b>FY17 Actual</b>	<b>FY18 Actual</b>	<b>FY19 Projected</b>
Increased rates of return.	13%	11%	11%



## Information Technology

### **DEPARTMENT MISSION STATEMENT**

To provide efficient, innovative, and cost effective Information Technology Services necessary to support and enhance the daily business operations of the Consolidated government so as to better serve the citizens of Columbus, Georgia.

#### **Expenditures By Division**

		<b>FY16 Actual</b>	<b>FY17 Actual</b>	<b>FY18 Actual*</b>	<b>FY19 Adopted</b>
2101000	Administration	\$3,980,406	\$4,647,647	\$5,033,782	\$5,387,029
2102000	Geographic Information Systems	-	\$240,689	\$187,392	-
<b>DEPARTMENT TOTAL</b>		<b>\$3,980,406</b>	<b>\$4,888,336</b>	<b>\$5,221,174</b>	<b>\$5,387,029</b>
<b>% CHANGE</b>			<b>22.81%</b>	<b>6.81%</b>	<b>3.18%</b>

*\*Unaudited*

#### **Expenditures By Category**

	<b>FY16 Actual</b>	<b>FY17 Actual</b>	<b>FY18 Actual*</b>	<b>FY19 Adopted</b>
Personal Services	\$1,488,302	\$1,764,301	\$1,731,082	\$1,790,197
Operations	\$2,370,075	\$3,087,307	\$3,275,579	\$3,596,832
<b>OPERATING BUDGET</b>	<b>\$3,858,377</b>	<b>\$4,851,608</b>	<b>\$5,006,661</b>	<b>\$5,387,029</b>
Capital Budget	\$122,029	\$36,728	\$214,513	-
<b>DEPARTMENT TOTAL</b>	<b>\$3,980,406</b>	<b>\$4,888,336</b>	<b>\$5,221,174</b>	<b>\$5,387,029</b>
<b>% CHANGE</b>		<b>22.81%</b>	<b>6.81%</b>	<b>3.18%</b>

*\*Unaudited*

**Positions by Division**

		<b>FY17</b>	<b>FY18</b>	<b>FY19</b>
		<b>Actual</b>	<b>Actual</b>	<b>Adopted</b>
<b>210-1000 Administration</b>	<b>FT/PT</b>	<b>24/0</b>	<b>24/0</b>	<b>28/0</b>
Application Developer*		3	3	3
Application Development & Support Manager		1	1	1
Application Support Analyst		3	3	3
Data Control Technician		2	2	2
GIS Coordinator**		0	0	1
GIS Technician**		0	0	2
GIS/Graphics Supervisor**		0	0	1
Host Computer Operator		2	2	2
Host Operations Supervisor		0	0	0
IT Director		1	1	1
Lead Host Computer Operator		1	1	1
Network Engineer		3	3	3
Network Operations Manager		1	1	1
PC Services Supervisor		1	1	1
Personal Computer Technician		2	2	2
Programming and Development Coordinator		1	1	1
Systems and Enterprise Applications Coord		1	1	1
Technical Operations Manager		1	1	1
Web Development Manager		1	1	1
<b>210-2000 Geo Info System (GIS)</b>	<b>FT/PT</b>	<b>4/0</b>	<b>4/0</b>	<b>0/0</b>
GIS Coordinator**		1	1	0
GIS/Graphics Supervisor**		1	1	0
GIS Technician**		2	2	0
<b>Total Full Time/Part Time Positions</b>		<b>28/0</b>	<b>28/0</b>	<b>28/0</b>

\*One (1) Application Developer Position unfunded since FY15

\*\* Internal transfer to Administration unit

## Administration

### Program Description:

The Department of Information Technology provides a full range of management information and processing services for the Consolidated Government. This includes long range planning and implementations of new information systems that best meet the requirement of user departments.

The Data Processing Division is organized in two sections: Systems/Programming and Operations.

Systems/Programming provides system analysis, application programming, and operating system maintenance.

Operations include: control services, personal computer support and maintenance of local area networks.

### Goals, Objectives and Performance Data

<b>Goal:</b>	<b>To migrate all remote sites to city owned fiber or establish on network connectivity through third party vendors.</b>
<b>Objective:</b>	<b>Provide cost effective, stable, robust, WAN connectivity between the DATA Center and other CCG departments and agencies throughout the city.</b>

	<b>FY17</b>	<b>FY18</b>	<b>FY19</b>
<b>Performance Indicators:</b>	<b>Actual</b>	<b>Actual</b>	<b>Projected</b>
Percent of remote sites directly on network	45%	70%	95%

<b>Goal:</b>	<b>Migrate 1,100 users off of a virtual desktop environment.</b>		
<b>Objective:</b>	<b>To reduce the number of work orders and resolution time for problems, and increase user production.</b>		
	<b>FY17</b>	<b>FY18</b>	<b>FY19</b>
<b>Performance Indicators:</b>	<b>Actual</b>	<b>Actual</b>	<b>Projected</b>
Number of users with virtual desktops	638	500	300

<b>Goal:</b>	<b>Provide easy access to GIS data for citizens.</b>		
<b>Objective:</b>	<b>To reduce counter traffic by making data &amp; maps available to citizens and city employees.</b>		
	<b>FY17</b>	<b>FY18</b>	<b>FY19</b>
<b>Performance Indicators:</b>	<b>Actual</b>	<b>Actual</b>	<b>Projected</b>
Training classes provided for departments and the public.	19	24	35

<b>Goal:</b>	<b>Increase accuracy of address database.</b>		
<b>Objective:</b>	<b>Capture all sub-addresses for inclusion in Master Address Database.</b>		
	<b>FY17</b>	<b>FY18</b>	<b>FY19</b>
<b>Performance Indicators:</b>	<b>Actual</b>	<b>Actual</b>	<b>Projected</b>
% of sub-addresses in Master Address database	92%	95%	97%



## Human Resources

### DEPARTMENT MISSION STATEMENT

Serving all citizens of our community in a legally, morally, and ethically appropriate manner. The Human Resources Department strives to improve employment opportunities, advancement opportunities, employee relations and employee performance through better communications, cultivation of a diverse workforce and through the development and implementation of proactive policies, procedures, programs and training.

#### Expenditures By Division

	FY16 Actual	FY17 Actual	FY18 Actual*	FY19 Adopted
2201000 Administration	\$803,677	\$822,598	\$779,034	\$864,439
2202100 Employee Benefits	\$1,077,106	\$1,298,052	\$1,288,890	\$1,214,144
<b>DEPARTMENT TOTAL</b>	<b>\$1,880,783</b>	<b>\$2,120,650</b>	<b>\$2,067,924</b>	<b>\$2,078,583</b>
<b>% CHANGE</b>		<b>12.75%</b>	<b>-2.49%</b>	<b>0.52%</b>

*\*Unaudited*

#### Expenditures By Category

	FY16 Actual	FY17 Actual	FY18 Actual*	FY19 Adopted
Personal Services	\$1,729,246	\$1,946,979	\$1,878,217	\$1,898,756
Operations	\$151,537	\$173,671	\$189,707	\$179,827
<b>OPERATING BUDGET</b>	<b>\$1,880,783</b>	<b>\$2,120,650</b>	<b>\$2,067,924</b>	<b>\$2,078,583</b>
Capital Budget	-	-	-	-
<b>DEPARTMENT TOTAL</b>	<b>\$1,880,783</b>	<b>\$2,120,650</b>	<b>\$2,067,924</b>	<b>\$2,078,583</b>
<b>% CHANGE</b>		<b>12.75%</b>	<b>-2.49%</b>	<b>0.52%</b>

*\*Unaudited*



**Positions by Division**

		<b>FY17 Actual</b>	<b>FY18 Actual</b>	<b>FY19 Adopted</b>
<b>220-1000 Human Resources</b>	<b>FT/PT</b>	<b>13/1</b>	<b>13/1</b>	<b>14/1</b>
Administrative Assistant**		0	0	1
Administrative Secretary (PT)*		1	1	1
Assistant Human Resources Director		1	1	1
Human Resources Analyst		2	2	2
Human Resources Director		1	1	1
Human Resources Specialist		3	3	3
Human Resources Technician I		4	4	4
Human Resources Technician II		1	1	1
Technical Trainer/Developer		0	0	0
Training Coordinator		1	1	1
<b>Total Full Time/Part Time Positions</b>		<b>13/1</b>	<b>13/1</b>	<b>14/1</b>

\* Part time Administrative Secretary position unfunded since FY15

\*\* One (1) Administrative Assistant (12) position added in FY19, effective 12/29/18.

## Administration

### Program Description:

The Administration Division within the Department of Human Resources provides services to recruit, develop, and retain highly professional employees and quality customer service to the citizens of Columbus.

<b>Goal:</b>	<b>To process personnel actions in a timely manner.</b>		
<b>Objective:</b>	<b>To maintain personnel action processing time in 2 days or less.</b>		
	<b>FY17</b>	<b>FY18</b>	<b>FY19</b>
<b>Performance Indicators:</b>	<b>Actual</b>	<b>Actual</b>	<b>Projected</b>
Average days required to process personnel	<b>3.00</b>	<b>2.50</b>	<b>1.50</b>

<b>Goal:</b>	<b>To process and file personnel actions and documents accurately at a percentage of 2% or less.</b>		
<b>Objective:</b>	<b>To conduct statistically valid random sampling on a monthly basis, for data entry and filing accuracy, for performance measurements and improvements.</b>		
	<b>FY17</b>	<b>FY18</b>	<b>FY19</b>
<b>Performance Indicators:</b>	<b>Actual</b>	<b>Actual</b>	<b>Projected</b>
Average monthly data entry error rate, expressed as a percentage of total personnel actions and documents entered.	<b>1.0%</b>	<b>3.0%</b>	<b>1.0%</b>

## Employee Benefits

### Program Description:

The Employee Benefits Division within the Department of Human Resources manages employee benefits. Some examples of employee Benefits: the COBRA & FLEX programs, deferred income, unemployment insurance, savings programs, thrift programs, employees' assistance and other programs.



## Community Development

### DEPARTMENT MISSION STATEMENT

The mission of the Inspections and Codes Department is to ensure a safe and environmentally sound community to all of the residents and those who visit here by supporting all programs of the Columbus Consolidated Government that raise public awareness and to provide for the safety of life, health, and general welfare of the public through the enforcement of the International Building, Plumbing, Electrical, Gas, Mechanical, and Property Maintenance Codes, the Zoning Ordinance, the Flood Plain Ordinance, and the Georgia Safety Fire Regulations. All of these codes are nationally recognized construction codes.

#### Expenditures By Division

		FY16 Actual	FY17 Actual	FY18 Actual*	FY19 Adopted
2402200	Inspections & Codes	\$1,323,089	\$1,506,169	\$1,449,407	\$1,471,274
2402400	Special Enforcement	-	-	-	\$490,737
2402900	Print Shop	\$193,353	-	-	-
<b>DEPARTMENT TOTAL</b>		<b>\$1,516,442</b>	<b>\$1,506,169</b>	<b>\$1,449,407</b>	<b>\$1,962,011</b>
<b>% CHANGE</b>			<b>-0.68%</b>	<b>-3.77%</b>	<b>35.37%</b>

*\*Unaudited*

#### Expenditures By Category

	FY16 Actual	FY17 Actual	FY18 Actual*	FY19 Adopted
Personal Services	\$1,379,677	\$1,301,136	\$1,302,575	\$1,698,092
Operations	\$109,105	\$196,107	\$118,942	\$263,919
<b>OPERATING BUDGET</b>	<b>\$1,488,782</b>	<b>\$1,497,243</b>	<b>\$1,421,517</b>	<b>\$1,962,011</b>
Capital Budget	\$27,660	\$8,926	\$27,890	-
<b>DEPARTMENT TOTAL</b>	<b>\$1,516,442</b>	<b>\$1,506,169</b>	<b>\$1,449,407</b>	<b>\$1,962,011</b>
<b>% CHANGE</b>		<b>-0.68%</b>	<b>-3.77%</b>	<b>35.37%</b>

*\*Unaudited*

**Personnel Summary: Authorized Positions**

		<b>FY17 Actual</b>	<b>FY18 Actual</b>	<b>FY19 Adopted</b>
<b>240-2200 Inspection &amp; Codes</b>	<b>FT/PT</b>	<b>26/0</b>	<b>26/0</b>	<b>25/0</b>
Assistant Building Inspection & Codes Director		1	1	1
Building Inspection and Codes Director		1	1	1
Building Inspection Coordinator		2	2	2
Building Inspector****		3	3	2
Electrical Inspection Coordinator		1	1	1
Electrical Inspector*		3	3	3
GIS Technician		1	1	1
Inspection Services Coordinator		1	1	1
Mechanical Inspection Coordinator*		2	2	2
Mechanical Inspector		2	2	2
Office Manager		1	1	1
Permit Technician		2	2	2
Plans Examiner		2	2	2
Property Maintenance Coordinator		1	1	1
Property Maintenance Inspector		2	2	2
Sign and Codes Inspector		1	1	1
<b>240-2400 Special Enforcement</b>	<b>FT/PT</b>	<b>0/0</b>	<b>0/0</b>	<b>7/0</b>
Special Enforcement Coordinator**		0	0	1
Special Enforcement Officer***		0	0	6
<b>Total Full Time/Part Time Positions</b>		<b>26/0</b>	<b>26/0</b>	<b>32/0</b>

\* One Mechanical Inspector Coordinator position and one Electrical Inspector position were unfunded since FY16.

\*\*One (1) Special Enforcement Supervisor (G16) moved from Public Works, 260-2400 and reclassified to one (1) Special Enforcement Coordinator (G17) in FY19.

\*\*\*Six (6) Special Enforcement Officers (G13) moved from Public Works, 260-2400 in FY19.

\*\*\*\*One (1) Building Inspector (G16) position deleted in FY19.

## Inspections & Codes

### Program Description:

The Department is responsible for the enforcement of the latest editions of the Georgia State International Codes Building, Plumbing, Electrical, Gas, Mechanical, and Property Maintenance Codes, adopted by the State of Georgia as the State Construction Codes. Furthermore, the Department enforces the Local Zoning Ordinance, the Flood Plan Ordinance, Soil Erosion and Sedimentation Control and the Georgia Safety Fire Regulations.

<b>Goal:</b>	<b>To provide an effective inspection service to ensure the safety of life, health, and general welfare of the public through Code Enforcement.</b>		
<b>Objective:</b>	<b>Continue the systematic program to remove all derelict structures and to rehabilitate substandard housing.</b>		
<b>Performance Indicators:</b>	<b>FY17 Actual</b>	<b>FY18 Actual</b>	<b>FY19 Projected</b>
<b>Code Enforcement Program – Field</b>			
Complaints Investigated	4,774	6,353	6,988
<b>Housing Code-Community Development</b>			
Inspection Notices	337	366	384
Complaints Investigated	646	762	800

<b>Objective:</b>	<b>Assist the Board of Zoning Appeals technically and process appeals under the Zoning Ordinance to BZA.</b>		
<b>Performance Indicators:</b>	<b>FY17 Actual</b>	<b>FY18 Actual</b>	<b>FY19 Projected</b>
Board of Zoning Appeal Cases	40	44	50
<b>Objective:</b>	<b>Continue the systematic program making inspections to enforce all construction codes, zoning regulations, and related conditions.</b>		
<b>Performance Indicators:</b>	<b>FY17 Actual</b>	<b>FY18 Actual</b>	<b>FY19 Projected</b>
Inspections	22,169	20,370	20,777
Permits issued	11,446	10,452	10,661
Plans checked	338	373	380
Revenue collections	\$1,064,493	\$1,975,686	\$2,015,199
Construction valuations	\$204,409,405	\$456,523,921	\$465,654,399

## Special Enforcement

### Program Description:

The Special Enforcement division is responsible for all environmental law enforcement such as, but is not limited to the enforcement of the solid waste ordinance, business licenses, alcohol licensing, gross receipt taxes, mobile home taxes, scrap tire management, illegal dumping, weed violations, junk vehicles, fencing violations and other environmental violations.





## Planning Department

# Planning

### DEPARTMENT MISSION STATEMENT

The mission of the Planning Department is to provide continuous, comprehensive, and coordinated planning efforts, through a proactive public participation process. This will provide for local and regional growth, while fostering sustainable development sensitive to community and natural resources.

#### Expenditures By Division

	FY16 Actual	FY17 Actual	FY18 Actual*	FY19 Adopted
2421000 Planning	\$265,265	\$268,386	\$275,373	\$276,153
<b>DEPARTMENT TOTAL</b>	<b>\$265,265</b>	<b>\$268,386</b>	<b>\$275,373</b>	<b>\$276,153</b>
<b>% CHANGE</b>		<b>1.18%</b>	<b>2.60%</b>	<b>0.28%</b>

*\*Unaudited*

#### Expenditures By Category

	FY16 Actual	FY17 Actual	FY18 Actual*	FY19 Adopted
Personal Services	\$246,576	\$238,181	\$246,197	\$250,900
Operations	\$18,689	\$30,205	\$25,253	\$25,253
<b>OPERATING BUDGET</b>	<b>\$265,265</b>	<b>\$268,386</b>	<b>\$271,450</b>	<b>\$276,153</b>
Capital Budget	-	-	-	-
<b>DEPARTMENT TOTAL</b>	<b>\$265,265</b>	<b>\$268,386</b>	<b>\$271,450</b>	<b>\$276,153</b>
<b>% CHANGE</b>		<b>1.18%</b>	<b>1.14%</b>	<b>1.73%</b>

*\*Unaudited*

**Positions by Division**

		<b>FY17 Actual</b>	<b>FY18 Actual</b>	<b>FY19 Adopted</b>
<b>242-1000 Planning</b>	<b>FT/PT</b>	<b>6/0</b>	<b>6/0</b>	<b>6/0</b>
Planner*		3	3	3
Planning Manager		1	1	1
Planning Technician*		1	1	1
Principal Planner		1	1	1
<b>Total Full Time/Part Time Positions</b>		<b>6/0</b>	<b>6/0</b>	<b>6/0</b>

*\* One Planner position and one Planning Technician position have been unfunded since FY15.*

## Planning

### Program Description:

To lead in creative and sustainable solutions for land use development through comprehensive surveys and studies of existing and future conditions, and through the preparation of plans for the sound management of physical, social and economic growth in the community.

<b>Goal:</b>	<b>Implement and manage a long range planning process through comprehensive and special area plans to build a sound strategic framework for Columbus' growth and stability.</b>		
<b>Objective:</b>	<b>To execute and sustain the city's comprehensive plan for development in the community.</b>		
<b>Performance Indicators:</b>	<b>FY17 Actual</b>	<b>FY18 Actual</b>	<b>FY19 Projected</b>
Unified Development Ordinance	1	1	1
Comprehensive Plan	1	1	1
Neighborhood Revitalization Plans	1	1	2
BRAC/Sequestration	1	1	1
Overlay Districts	2	1	1
Historic District Design Guidelines	0	1	1
Special Studies	11	11	11

<b>Goal:</b>	<b>Ensure an accessible development review process that is fair, efficient, timely and supportive of adopted city goals.</b>		
<b>Objective:</b>	<b>To develop and maintain a master plan for development in the community.</b>		
<b>Performance Indicators:</b>	<b>FY17 Actual</b>	<b>FY18 Actual</b>	<b>FY19 Projected</b>
Review Zoning Cases	31	24	30
Review Subdivision Plats	86	68	95
Review Special Exception Use Cases	6	5	10

<b>Goal:</b>	<b>To promote and enhance historical properties and sites throughout the community.</b>		
<b>Objective:</b>	<b>To provide technical support and guidance on historic related matters.</b>		
<b>Performance Indicators:</b>	<b>FY17 Actual</b>	<b>FY18 Actual</b>	<b>FY19 Projected</b>
Review Board Historic & Architectural Cases	57	50	75
Review Uptown Façade Board Cases	35	39	45



## Real Estate

# Community Reinvestment

## DEPARTMENT MISSION STATEMENT

The mission of the Real Estate Division is to provide a comprehensive real estate management and services in a professional and cost effective manner for the benefit of the citizens of the City of Columbus. The Real Estate Division oversees the acquisition, disposition and management of the land holdings of the Columbus Consolidated Government.

### Expenditures By Division

	FY16 Actual	FY17 Actual	FY18 Actual*	FY19 Adopted
2452400 Real Estate	\$129,179	\$152,007	\$169,576	\$141,802
<b>DEPARTMENT TOTAL</b>	<b>\$129,179</b>	<b>\$152,007</b>	<b>\$169,576</b>	<b>\$141,802</b>
<b>% CHANGE</b>		<b>17.67%</b>	<b>11.56%</b>	<b>-16.38%</b>

*\*Unaudited*

### Expenditures By Category

	FY16 Actual	FY17 Actual	FY18 Actual*	FY19 Adopted
Personal Services	\$46,789	\$54,894	\$51,029	\$50,584
Operations	\$82,391	\$97,113	\$118,547	\$91,218
<b>OPERATING BUDGET</b>	<b>\$129,179</b>	<b>\$152,007</b>	<b>\$169,576</b>	<b>\$141,802</b>
Capital Budget	-	-	-	-
<b>DEPARTMENT TOTAL</b>	<b>\$129,179</b>	<b>\$152,007</b>	<b>\$169,576</b>	<b>\$141,802</b>
<b>% CHANGE</b>		<b>17.67%</b>	<b>11.56%</b>	<b>-16.38%</b>

*\*Unaudited*

**Positions by Division**

		<b>FY17</b>	<b>FY18</b>	<b>FY19</b>
		<b>Actual</b>	<b>Actual</b>	<b>Adopted</b>
<b>242-2400 Real Estate</b>	<b>FT/PT</b>	<b>1/0</b>	<b>1/0</b>	<b>1/0</b>
Program Manager*		1	1	1
<b>TOTAL</b>		<b>1/0</b>	<b>1/0</b>	<b>1/0</b>

*\*69% funded in General Fund 0101, 24% funded in CDBG Fund 0210 and 7% funded in HOME Fund 0213*



## Real Estate

### Program Description:

Manage, market and dispose of property. Assist other government and non-governmental entities and citizens with real estate activities.

<b>Goal:</b>	<b>To provide quality, professional real estate services pertaining to City and CDBG owned property and on property of potential interest to the City.</b>		
<b>Objective:</b>	<b>To manage, market, acquire and dispose of property for the City.</b>		
<b>Performance Indicators:</b>	<b>FY17 Actual</b>	<b>FY18 Actual</b>	<b>FY19 Adopted</b>
Acquisitions or dispositions for CDBG	7	0	8
Acquisitions or dispositions for the City	18	2	5

<b>Goal:</b>	<b>To manage, market, acquire, dispose and lease properties, and to assist other government and non-government entities and citizens with real estate activities.</b>		
<b>Objective:</b>	<b>To provide real estate management and land banking services.</b>		
<b>Performance Indicators:</b>	<b>FY17 Actual</b>	<b>FY18 Actual</b>	<b>FY19 Adopted</b>
Number of properties disposed, acquired and	29	6	15



## Engineering

### DEPARTMENT MISSION STATEMENT

To provide an enhanced quality of life for all citizens who live and work in the region by: the delivery of an effective/safe transportation system to move people and goods throughout the community; provide management that is environmentally sensitive to our Natural Resources through the oversight of Storm Water and drainage structure, and to provide data, construction, and communication support to other City Departments by the effective and efficient delivery of Construction Management and Radio Communications.

#### Expenditures By Division

	FY16 Actual	FY17 Actual	FY18 Actual*	FY19 Adopted
2502100 Traffic Engineering	\$1,202,874	\$1,153,137	\$1,156,275	\$1,390,917
2502400 Geographic Information Systems	\$243,140	-	-	-
2503110 Radio Communications	\$226,904	\$387,455	\$350,596	\$365,160
<b>DEPARTMENT TOTAL</b>	<b>\$1,672,918</b>	<b>\$1,540,592</b>	<b>\$1,506,871</b>	<b>\$1,756,077</b>
<b>% CHANGE</b>		<b>-7.91%</b>	<b>-2.19%</b>	<b>16.54%</b>

*\*Unaudited*

#### Expenditures By Category

	FY16 Actual	FY17 Actual	FY18 Actual*	FY19 Adopted
Personal Services	\$1,285,238	\$882,209	\$895,379	\$965,080
Operations	\$377,386	\$658,383	\$611,492	\$671,032
<b>OPERATING BUDGET</b>	<b>\$1,662,625</b>	<b>\$1,540,592</b>	<b>\$1,506,871</b>	<b>\$1,636,112</b>
Capital Budget	\$10,293	-	-	\$119,965
<b>DEPARTMENT TOTAL</b>	<b>\$1,672,918</b>	<b>\$1,540,592</b>	<b>\$1,506,871</b>	<b>\$1,756,077</b>
<b>% CHANGE</b>		<b>-7.91%</b>	<b>-2.19%</b>	<b>16.54%</b>

*\*Unaudited*

### Positions by Division

		FY17	FY18	FY19
		Actual	Actual	Adopted
250-2100 Traffic Engineering	FT/PT	22/0	22/0	22/0
Administrative Secretary		1	1	1
Assistant Engineering Director**		0	1	1
Senior Traffic Engineer Technician		1	1	1
Senior Traffic Signal Technician*		1	1	1
Traffic Analyst		1	1	1
Traffic Control Technician*		5	5	5
Traffic Engineer		1	1	1
Traffic Engineer Manager**		1	0	0
Traffic Engineer Technician		1	1	1
Traffic Operations Supervisor		1	1	1
Traffic Sign/Marking Supervisor*		1	1	1
Traffic Signal Construction Specialist*		3	3	3
Traffic Signal Supervisor		1	1	1
Traffic Signal Technician I		4	1	1
Traffic Signal Technician II		4	3	3
<b>Total Full Time/Part Time Positions</b>		<b>22/0</b>	<b>22/0</b>	<b>22/0</b>

\* One Traffic Signal Construction Specialist, one Traffic Control Tech, one Sr Traffic Signal Tech, and one Traffic Sign/Marking Supervisor positions have been unfunded since FY15.

\*\*One (1) Traffic Engineering Manager (G23) reclassified to one (1) Assistant Engineering Director (G25) in FY18.

## Traffic Engineering

### Program Description:

Install, operate and maintain (1) traffic signals, (2) traffic control signs, (3) pavement markings, (4) radio communication and (5) administer street lighting along public roadways.

<b>Goal:</b>	<b>Install, operate and maintain traffic signals to safely and efficiently move people and goods through street intersections.</b>		
<b>Objective:</b>	<b>Establish preventative maintenance schedule for each of the 273 traffic signals in order to reduce services calls during normal working hours and after hour emergencies.</b>		
<b>Performance Indicators:</b>	<b>FY17 Actual</b>	<b>FY18 Actual</b>	<b>FY19 Adopted</b>
Preventative maintenance of signalized intersections	273	272	273

<b>Goal:</b>	<b>Install, replace, repair and relocate traffic signs as necessary to provide proper traffic and speed control on all streets and intersections, alert drivers of potential hazards, provide directional and street identification information to drivers, cyclists and pedestrians.</b>		
<b>Objective:</b>	<b>Inspect and replace damaged and deteriorated signs.</b>		
<b>Performance Indicators:</b>	<b>FY17 Actual</b>	<b>FY18 Actual</b>	<b>FY19 Adopted</b>
Upgrade traffic signs to meet new retro-reflective	13,651	13,700	13,800

<b>Goal:</b>	<b>Maintain pavement markings (centerline, lane lines, and edge lines) and legends on all local streets to provide adequate daytime and nighttime visibility for motorists, cyclists, and pedestrians.</b>		
<b>Objective:</b>	<b>Re-stripe and re-mark all in-place striping and marking that has faded or been disturbed. Re-stripe and re-mark all streets that have been resurfaced. Add pavement striping and marking on streets and at intersections as necessary to improve safety. Add bicycle lanes/markings as necessary to comply with the City's Complete Streets objectives.</b>		
<b>Performance Indicators:</b>	<b>FY17 Actual</b>	<b>FY18 Actual</b>	<b>FY19 Adopted</b>
Inventory miles of striping.	84	90	95


<b>Goal:</b>	<b>Ensure all street lighting is maintained by local utility companies with limited malfunctions. Add new lighting to existing streets/intersections to reduce dark areas. Approve/inspect lighting designs for all new streets.</b>		
<b>Objective:</b>	<b>Monitor street light repairs to keep the annual malfunction rate at 3.0% or less.</b>		
<b>Performance Indicators:</b>	<b>FY17 Actual</b>	<b>FY18 Actual</b>	<b>FY19 Adopted</b>
Malfunction Rate (%)	4.0%	4.0%	2.5%

### Budget Notes:

The following capital was approved in this budget:

#### 250-2100 Traffic Engineering

Ford F-550 Flat Bed with Equipment Modifications (Replacement) = \$119,965



## Department of Public Works

### Public Works

#### DEPARTMENT MISSION STATEMENT

The Department of Public Works strives to serve the community by providing street and road maintenance, storm drainage, environmental enforcement, urban forest maintenance, waste disposal and maintenance of city owned properties in a safe and efficient manner, which is sensitive to the environment. The department is committed to doing its part to enhance the high quality of life for the current and future generations.

#### Expenditures By Division

	<b>FY16 Actual</b>	<b>FY17 Actual</b>	<b>FY18 Actual*</b>	<b>FY19 Adopted</b>
2601000 Administration	\$306,712	\$322,639	\$332,642	\$312,264
2602300 Fleet Management	\$2,032,584	\$1,949,304	\$1,936,486	\$2,046,245
2602400 Special Enforcement	\$1,375,690	\$1,386,532	\$1,319,061	\$1,062,086
2602600 Cemeteries Facilities	\$289,512	\$272,873	\$287,448	\$337,353
2602700 Maintenance Other Maintenance &	\$3,043,796	\$2,969,021	\$3,066,844	\$3,155,934
2603710 Repairs	\$1,235,451	\$1,066,193	\$1,083,230	\$1,169,267
<b>DEPARTMENT TOTAL</b>	<b>\$8,283,745</b>	<b>\$7,966,562</b>	<b>\$8,025,711</b>	<b>\$8,083,149</b>
<b>% CHANGE</b>		<b>-3.83%</b>	<b>0.74%</b>	<b>0.72%</b>

*\*Unaudited*

#### Expenditures By Category

	<b>FY16 Actual</b>	<b>FY17 Actual</b>	<b>FY18 Actual*</b>	<b>FY19 Adopted</b>
Personal Services	\$4,954,536	\$4,822,391	\$4,753,915	\$4,588,139
Operations	\$3,329,209	\$3,141,728	\$3,169,372	\$3,345,350
<b>OPERATING BUDGET</b>	<b>\$8,283,745</b>	<b>\$7,964,119</b>	<b>\$7,923,287</b>	<b>\$7,933,489</b>
Capital Budget	-	\$2,443	\$102,424	\$149,660
<b>DEPARTMENT TOTAL</b>	<b>\$8,283,745</b>	<b>\$7,966,562</b>	<b>\$8,025,711</b>	<b>\$8,083,149</b>
<b>% CHANGE</b>		<b>-3.83%</b>	<b>0.74%</b>	<b>0.72%</b>

*\*Unaudited*



**Positions by Division**

		<b>FY17 Actual</b>	<b>FY18 Actual</b>	<b>FY19 Adopted</b>
<b>260-1000 Administration</b>	<b>FT/PT</b>	<b>4/0</b>	<b>4/0</b>	<b>4/0</b>
Administrative Supervisor		1	1	1
Public Works Coordinator		1	1	1
Public Works Director		1	1	1
Safety Coordinator		1	1	1
<b>260-2300 Fleet Management</b>	<b>FT/Inmate Labor</b>	<b>39/14</b>	<b>39/14</b>	<b>38/14</b>
Assistant Director/Fleet Maintenance Manager		1	1	1
Assistant Fleet Manager		1	1	1
Automotive & Tire Shop Supervisor		1	1	1
Body Shop Supervisor		1	1	1
Contract Warranty Specialist		1	1	1
Fleet Maintenance Buyer		1	1	1
Fleet Maintenance Technician I		5	5	5
Fleet Maintenance Technician II		19	19	18
Fleet Maintenance Technician III		6	6	6
Heavy Equipment Shop Supervisor		1	1	1
Inmate Labor		14	14	14
Inventory Control Technician		1	1	1
Small Engine Shop Supervisor		1	1	1
<b>260-2400 Special Enforcement</b>	<b>FT/PT</b>	<b>25/1</b>	<b>25/1</b>	<b>18/1</b>
Administrative Coordinator		1	1	1
Animal Control Officer I*		8	8	8
Animal Control Officer II		3	3	3
Animal Control Volunteer Coordinator - PT		1	1	1
Animal Control Veterinarian		0	0	1
Animal Resource Center Supervisor		1	1	1
Communications Officer		2	2	2
Maintenance Worker I		1	1	1
Special Enforcement Manager***		1	1	0
Special Enforcement Officer**		6	6	0
Special Enforcement Supervisor**		2	2	1
<b>260-2600 Cemeteries</b>	<b>FT/PT</b>	<b>4/0</b>	<b>4/0</b>	<b>4/0</b>
Cemeteries Manager		1	1	1
Equipment Operator I		1	1	1
Maintenance Worker I		1	1	1
Public Services Crew Leader		1	1	1

**Positions by Division (continued)**

	<b>FY17 Actual</b>	<b>FY18 Actual</b>	<b>FY19 Adopted</b>
<b>260-2700 Facilities Maintenance   FT/Inmates</b>	<b>30/37</b>	<b>30/37</b>	<b>30/37</b>
Administrative Technician	1	1	1
Carpenter I	1	1	1
Carpenter II	1	1	1
Correctional Detail Officer - Facilities	2	2	2
Correctional Detail Officer Supervisor	1	1	1
Custodial Operations Assistant	1	1	1
Custodial Services Supervisor	1	1	1
Electrician I	1	1	1
Electrician II	4	4	4
Facilities Maintenance Manager	1	1	1
Facilities Maintenance Supervisor - Carpentry	1	1	1
Facilities Maintenance Supervisor - County Jail	1	1	1
Facilities Maintenance Supervisor - Electrical	1	1	1
Facilities Maintenance Supervisor - Govt Ctr	1	1	1
Facilities Maintenance Supervisor - HVAC	1	1	1
Facilities Maintenance Supervisor - Plumbing	2	2	2
Facilities Maintenance Worker I	1	1	1
HVAC Technician I	1	1	1
HVAC Technician II	3	3	3
Inmate Labor	37	37	37
Plumber I	1	1	1
Plumber II	3	3	3
<b>Total Full Time/Part Time/Inmates</b>	<b>102/1/51</b>	<b>102/1/51</b>	<b>94/1/51</b>

\* Add one (1) Animal Control Officer (G12), in FY19, effective 12/29/18.

\*\*One (1) Special Enforcement Supervisor (G16) and six (6) Special Enforcement Officers (G13) were moved to Inspections & Codes, 240-2400, in FY19.

\*\*\*One (1) Animal Control Division Manager (G21) was reclassified to one (1) Animal Control Veterinarian (G23I) in FY19.

## Administration

### Program Description:

The Administration Division oversees the responsibility of the Fleet Management, Special Enforcement, Cemetery and Facilities Maintenance Divisions. Additionally, the division has jurisdiction over sewer construction and repairs, street improvements, right-of-way, community service, landscape and forestry, waste management, maintaining city owned properties and other public services.

<b>Goal:</b>	<b>Continue providing staff with the opportunity to obtain training to enhance their knowledge, skills and abilities as it pertains to management, supervisory skills, self-improvement, etc.</b>		
<b>Objective:</b>	<b>Continue to host the Up &amp; Motivated Conference as well as continue to support the Leadership Development Training.</b>		
<b>Performance Indicators:</b>	<b>FY17 Actual</b>	<b>FY18 Actual</b>	<b>FY19 Projected</b>
Total Number of Public Works employees attending training:	<b>130</b>	<b>140</b>	<b>150</b>

## Fleet Management

### Program Description:

To maintain a high percentage of operational fleet vehicles and equipment. Ensure preventative maintenance schedules for Fleet vehicles and equipment are closely adhered to.

<b>Goal:</b>	<b>Establish parameters for accomplishing routine maintenance.</b>		
<b>Objective:</b>	<b>Perform all routine preventive maintenance on fleet vehicles and equipment within 200 miles, 20 hours, or 10 days of scheduled service.</b>		
<b>Performance Indicators:</b>	<b>FY17 Actual</b>	<b>FY18 Actual</b>	<b>FY19 Projected</b>
Percentage of vehicles and equipment that meet scheduled maintenance criteria.	<b>97%</b>	<b>95%</b>	<b>98%</b>

## Animal Control (Special Enforcement)

### Program Description:

The Special Enforcement Division enforces all aspects of the Animal & Fowl Ordinance, this includes, but not limited to the efficient operation of the Animal Shelter as well as ensuring all biting animals are quarantined as required by the state. We ensure compliance with rabies vaccinations, the registering of all animals through our permitting system as well as, animal cruelty investigations, biting cases, cleanliness of pens, excessive barking and many other animal related issues.

<b>Goal:</b>	<b>Increase adoptable animal placement by 10%.</b>		
<b>Objective:</b>	<b>Continue assisting PAWS Humane Inc., and other licensed animal agencies by selecting the most adoptable animals from the general population and placing them with these agencies for adoption.</b>		
<b>Performance Indicators:</b>	<b>FY17 Actual</b>	<b>FY18 Actual</b>	<b>FY19 Projected</b>
Total number of animals placements, adoptions and returned to owners.	4,213	4,213	4,586

<b>Goal:</b>	<b>Reduce the intake of animals brought to or surrendered to the Animal Care and Control Center by the residents of Muscogee County.</b>		
<b>Objective:</b>	<b>Continue implementing the Save-A-Pet Program and facilitate measures to improve adoptions, placements, and euthanasia due to lack of space.</b>		
<b>Objective:</b>	<b>Decrease the number of animals brought into tor surrendered to Animal Control by providing owners with alternatives and re-homing their animals.</b>		
<b>Objective:</b>	<b>Continue the implementation of our TNR grant programs to reduce the intake of feral cats and decrease the number of cats euthanized.</b>		
<b>Performance Indicators:</b>	<b>FY17 Actual</b>	<b>FY18 Actual</b>	<b>FY19 Projected</b>
The animal euthanasia rate at the Animal Shelter	17%	17%	15%
The number of animals impounded at the Animal Shelter.	4,203	4,439	4,446
The euthanasia numbers for cats at the Animal Shelter.	125	113	150

## Cemeteries

### Program Description:

To provide burial/grounds maintenance service for the citizens of the tri-state area and funeral homes. This includes, but is not limited to, grounds maintenance/repairs, genealogy research, preparation of gravesites, and surrounding areas for funeral, as well as large scale social functions. Also, repair of roads, and abandoned lots, and other special projects as assigned by management.

<b>Goal:</b>	<b>Have all lots in Riverdale, Porterdale, East Porterdale and Linwood in the GIS database.</b>		
<b>Objective:</b>	<b>To improve the condition of the roads in all four City owned cemeteries. This will allow all visitors to have a hazard free passage.</b>		
<b>Performance Indicators:</b>	<b>FY17 Actual</b>	<b>FY18 Actual</b>	<b>FY19 Projected</b>
List and track number of Riverdale lots put back in database.	80	80	100

<b>Goal:</b>	<b>Continue to raise markers in Riverdale Cemetery.</b>		
<b>Objective:</b>	<b>To cut four of the five cemeteries a minimum of four times per year. This will allow for better plot research from requesting parties such as family members or vault companies.</b>		
<b>Performance Indicators:</b>	<b>FY17 Actual</b>	<b>FY18 Actual</b>	<b>FY19 Projected</b>
Lots Completed	5	5	3

## Facilities Maintenance

### Program Description:

The Facilities Maintenance Division mission is to provide general maintenance and preventive maintenance to all city facilities including carpentry, painting, electrical, plumbing, HVAC, irrigation and small construction.

<b>Goal:</b>	<b>Perform maintenance and preventive maintenance on a timely schedule for each building.</b>		
<b>Objective:</b>	<b>Perform inspections of all facilities annually.</b>		
<b>Performance Indicators:</b>	<b>FY17 Actual</b>	<b>FY18 Actual</b>	<b>FY19 Projected</b>
Total percentage of inspections annually.	70%	70%	70%

## Other Maintenance and Repairs

### Program Description:

This division coordinates and accounts for all building maintenance and repairs to the various city facilities. The facilities are classified into three categories: Parks & Recreation, Public Safety, or General Government.

**Budget Notes:**

The following capital was approved in this budget:

**260-2400 Special Enforcement**

Animal Control Truck w/ Equipment = \$69,506

**260-2600 Cemeteries**

Two Full Size F250 Crew Cab Trucks (Replacement) = \$66,154

Two Zero Turn John Deere Mowers (Replacement) = \$14,000





## Parks and Recreation

### **DEPARTMENT MISSION STATEMENT**

The Columbus Parks and Recreation Department strives to enhance the quality of life for all citizens of this community by providing passive and active recreational, educational and cultural programming services for all age groups. It is our objective to provide parks and recreation facilities that are safe, accessible and aesthetically pleasing to the entire community. This division will strive for continual improvement of its broad-based, recreational programs to ensure opportunities for all citizens in order to maintain its leadership among comparable sized cities in the United States.

### **Expenditures By Division**

	<b>FY16 Actual</b>	<b>FY17 Actual</b>	<b>FY18 Actual*</b>	<b>FY19 Adopted</b>
2701000 Administration	\$448,317	\$454,300	\$452,136	\$448,822
2702100 Parks Services	\$4,373,708	\$4,317,579	\$4,344,755	\$4,314,399
2702400 Recreation Services	\$1,312,198	\$1,429,485	\$1,305,289	\$1,253,311
2703220 Golden Park	\$81,585	\$78,516	\$50,958	\$92,800
2703230 Memorial Stadium	\$43,780	\$49,634	\$85,806	\$68,033
2703410 Athletics	\$247,440	\$327,237	\$384,795	\$346,107
2703505 Community Schools	\$1,444,977	\$1,535,599	\$1,506,132	\$1,366,745
2704048 Cooper Creek Tennis Center	\$250,995	\$368,029	\$395,756	\$383,664
2704049 Lake Oliver Marina	\$174,842	\$182,796	\$187,311	\$186,651
2704413 Aquatics	\$1,392,750	\$664,379	\$622,455	\$545,040
2704414 Columbus Aquatic Center	-	\$581,534	\$760,695	\$985,964
2704433 Therapeutics	\$78,343	\$96,171	\$90,605	\$103,954
2704434 Cultural Arts Center	\$165,674	\$165,352	\$129,241	\$152,388
2704435 Senior Citizen's Ctr	\$333,511	\$363,229	\$318,946	\$345,237
<b>DEPARTMENT TOTAL</b>	<b>\$10,348,120</b>	<b>\$10,613,840</b>	<b>\$10,634,880</b>	<b>\$10,593,115</b>
<b>% CHANGE</b>		<b>2.57%</b>	<b>0.20%</b>	<b>-0.39%</b>

*\*Unaudited*

**Expenditures By Category**

	<b>FY16 Actual</b>	<b>FY17 Actual</b>	<b>FY18 Actual*</b>	<b>FY19 Adopted</b>
Personal Services	\$6,652,641	\$6,752,582	\$6,801,864	\$6,920,337
Operations	\$3,655,092	\$3,762,116	\$3,669,218	\$3,627,778
<b>OPERATING BUDGET</b>	<b>\$10,307,733</b>	<b>\$10,514,698</b>	<b>\$10,471,082</b>	<b>\$10,548,115</b>
Capital Budget	\$40,387	\$99,142	\$163,798	\$45,000
<b>DEPARTMENT TOTAL</b>	<b>\$10,348,120</b>	<b>\$10,613,840</b>	<b>\$10,634,880</b>	<b>\$10,593,115</b>
<b>% CHANGE</b>		<b>2.57%</b>	<b>0.20%</b>	<b>-0.39%</b>

*\*Unaudited*

**Positions by Division**

		<b>FY17 Actual</b>	<b>FY18 Actual</b>	<b>FY19 Adopted</b>
<b>270-1000 Administration</b>	<b>FT/PT</b>	<b>5/3</b>	<b>5/3</b>	<b>5/3</b>
Accounting Technician		1	1	1
Admin Clerk I PT		3	3	3
Administrative Operations Manager		1	1	1
Assistant Director of Parks and Recreation		1	1	1
Director of Parks and Recreation		1	1	1
Employment Coordinator		1	1	1
<b>270-2100 Parks Services</b>	<b>FT/PT</b>	<b>72/152</b>	<b>72/152</b>	<b>72/152</b>
Administrative Secretary		1	1	1
Athletic Program Specialist		1	1	1
Chemical Applications Supervisor		1	1	1
Correctional Detail Officer - Parks		13	13	13
Gatekeeper-PT***		3	3	3
Inmate Labor		144	144	144
Motor Equipment Operator I		6	6	6
Motor Equipment Operator II*		5	5	5
Motor Equipment Operator III		2	2	2
Parks Crew Leader		3	3	3
Parks Crew Supervisor**		12	11	11
Parks Maintenance Worker I*		26	26	26
Parks Maintenance Worker II		1	1	1
Parks Maintenance Worker -PT*		5	5	5
Parks Services Manager**		0	1	1
Parks Services Division Manager		1	1	1
<b>270-2400 Recreation Services</b>	<b>FT/PT</b>	<b>10/40</b>	<b>10/40</b>	<b>10/41</b>
Administrative Clerk I-PT*		2	2	2
Parks Maintenance Worker I-PT		1	1	1
Recreation Center Leader-Seasonal/Temporary		37	37	37
Recreation Division Manager		1	1	1
Recreation Program Supervisor		1	1	1
Recreation Program Specialist II		2	2	3
Recreation Program Specialist III		6	6	6
<b>270-3410 Athletics</b>	<b>FT/PT</b>	<b>1/2</b>	<b>3/1</b>	<b>3/1</b>
Athletic Official-PT		2	2	2
Athletic Division Manager****		0	0	1
Athletic Program Supervisor****		1	1	0
Recreation Program Specialist III**		0	1	1
<b>270-3505 Comm Schools</b>	<b>FT/PT</b>	<b>4/136</b>	<b>3/137</b>	<b>3/136</b>
Administrative Secretary		1	1	1
Community Schools District Supervisor**		2	1	0
Community Schools Division Manager****		0	0	1
Program Leader- Seasonal/Temporary		102	102	102
Recreation Program Specialist III		1	2	1
Site Supervisor-Seasonal/Temporary		34	34	34

**Positions by Division (continued)**

		<b>FY17 Actual</b>	<b>FY18 Actual</b>	<b>FY19 Adopted</b>
<b>270-4048 Cooper Crk Tennis Ctr</b>	<b>FT/PT</b>	<b>4/7</b>	<b>4/7</b>	<b>4/7</b>
Parks Maintenance Worker I-PT		7	7	7
Recreation Program Specialist III		1	1	1
Recreation Program Specialist III		1	1	1
Tennis Specialist I		1	1	1
Tennis Specialist II		1	1	1
<b>270-4049 Lake Oliver Marina</b>	<b>FT/PT</b>	<b>1/3</b>	<b>1/3</b>	<b>1/3</b>
Marina Technician II****		1	1	0
Marina Technician I-PT		3	3	3
Recreation Program Specialist III***		0	0	1
<b>270-4413 Aquatics</b>	<b>FT/PT</b>	<b>1/34</b>	<b>1/34</b>	<b>1/34</b>
Administrative Assistant-Temporary		2	2	2
Aquatics Supervisor-Temporary		2	2	2
Assistant Swimming Pool Manager-Temporary		4	4	4
Concessionaire Manager-Temporary		4	4	4
Concessionaire-Temporary		4	4	4
Head Guard/Lifeguard-Temporary		12	12	12
Laborer-Temporary		2	2	2
Recreation Program Supervisor		1	1	1
Swimming Pool Manager-Temporary		4	4	4
<b>270-4414 Cols Aquatic Ctr</b>	<b>FT/PT</b>	<b>4/7</b>	<b>4/7</b>	<b>4/7</b>
Administrative Clerk I-PT		5	5	5
Aquatics Center Director****		1	1	0
Aquatics Center Facility Supervisor		1	1	1
Aquatics Center Manager****		0	0	1
Aquatics Center Program Supervisor		1	1	1
Maintenance Worker I		1	1	1
Maintenance Worker I-PT		2	2	2
<b>270-4433 Therapeutics</b>	<b>FT/PT</b>	<b>1/1</b>	<b>1/1</b>	<b>2/0</b>
Administrative Secretary****		0	0	1
Recreation Center Leader-PT****		1	1	0
Recreation Program Supervisor		1	1	1
<b>270-4434 Cultural Arts Center</b>	<b>FT/PT</b>	<b>1/6</b>	<b>1/6</b>	<b>1/6</b>
Pottery Specialist-PT*		6	6	6
Recreation Program Manager		1	1	1
<b>270-4435 Senior Citizens Center</b>	<b>FT/PT</b>	<b>5/4</b>	<b>5/4</b>	<b>5/4</b>
Custodian****		2	2	1
Custodian-PT*		1	1	1
Recreation Center Leader-PT		3	3	3
Recreation Program Specialist III****		3	3	4
<b>Total Full Time/Part Time Positions</b>		<b>109/395</b>	<b>110/395</b>	<b>111/394</b>

\*Four (4) Park Maintenance Worker I positions, one (1) Park Maintenance Worker I (PT) position, one (1) Parks Crew Supervisor and one (1) Motor Equipment Operator position, one (1) Administrative Clerk I (PT) position, one (1) Pottery Specialist (PT) position, and one (1) Custodian (PT) position have been unfunded since FY15

\*\*One (1) Parks Crew Supervisor (G14) reclassified to Parks Services Manager (G17) and one (1) Community Schools District Supervisor (G16) reclassified to Recreation Program Specialist (G14) in FY18

\*\*\*Two (2) Park Maintenance Worker I PT positions and one (1) Gatekeeper PT position unfunded in FY19

\*\*\*\*One (1) Custodian (G6) reclassified to Recreation Program Specialist III (G14), one (1) Therapeutics Recreation Center Leader -PT (G2) reclassified to Administrative Secretary (G10), one (1) Community Schools District Supervisor (G16) reclassified to Community Schools Division Manager (G19), one (1) Assistant Parks & Recreation Aquatic Center Director (G23) reclassified to Aquatic Division Manager (G19), one (1) Marina Technician II (G9) reclassified to Recreation Program Specialist III (G14), one (1) Athletic Program Supervisor (G16) reclassified to Athletic Division Manager (G19) in FY19

## Parks & Recreation

### Program Description:

The Parks and Recreation Department's Administrative division provides leadership and vision for the delivery of comprehensive recreational programming and facilities. These programs and facilities are offered through five divisions: Administration, Parks Services, Recreation Services, Community Schools and Athletics.

<b>Goal:</b>	<b>Ensure management is acquainted and familiar with all aspects of programs.</b>		
<b>Objective:</b>	<b>To provide efficient service through continued spot checks of services and facilities by upper management.</b>		
<b>Performance Indicators:</b>	<b>FY17 Actual</b>	<b>FY18 Actual</b>	<b>FY19 Projected</b>
Number of events, facilities and programs	65	70	80

<b>Goal:</b>	<b>To offer new and innovative programming, sporting events and amenities to meet the needs of our growing community and the region.</b>		
<b>Objective:</b>	<b>Develop new programs, sporting events, and services to meet the needs of the growing community and offer additional events and programming across the region.</b>		
<b>Performance Indicators:</b>	<b>FY17 Actual</b>	<b>FY18 Actual</b>	<b>FY19 Projected</b>
Number of new programs, sporting events, and amenities	35	40	45

## Park Services

### Program Description:

The Park Services division provides the management and maintenance of all city park, land and recreation facilities. This division is responsible for the general maintenance of all buildings, grounds, playground equipment and other amenities, which includes: 33 athletic fields; 32 little league fields; 66.5 multi-purpose courts; 65 playgrounds; 16 recreation centers; 22 softball fields; swimming pools; 47 tennis courts; 10 miles of fitness and walking trails, including the new 5-mile south Riverwalk which runs from Fieldcrest Mill to Fort Benning at Oxbow Meadows; and the new 10.5 mile Fall Line Trace Fitness Trail. This division also maintains Memorial Stadium and Golden Park.

<b>Goal:</b>	<b>Enhance park amenities and infrastructure for citizens by repairing and replacing 100% of damaged, hazardous or unsightly items within four to five working days, based on funding.</b>		
<b>Objective:</b>	<b>Establish electronic logging system to ensure proper tracking/completion of work orders and citizen concerns.</b>		
<b>Performance Indicators:</b>	<b>FY17 Actual</b>	<b>FY18 Actual</b>	<b>FY19 Projected</b>
Percent increase of response time of all work orders.	70%	65%	75%

<b>Goal:</b>	<b>To increase citizen satisfaction with the Park Services response time for work orders, requests and citizen complaints.</b>		
<b>Objective:</b>	<b>To conduct staff meetings every other day to review workload and establish schedules in order to accomplish 100% of workload in terms of preparing for events/work orders, requests and citizen complaints.</b>		
<b>Performance Indicators:</b>	<b>FY17 Actual</b>	<b>FY18 Actual</b>	<b>FY19 Projected</b>
Percent of requests/complaints responded to in less than 24 hours based on category of work requests.	70%	75%	75%
<b>Goal:</b>	<b>Improve productivity of the Park Services Division.</b>		
<b>Objective:</b>	<b>Develop in-house workshops/cross training to improve the performance of each crew. Adhere to operating procedure, cross training resulting in rendering better service.</b>		
<b>Performance Indicators:</b>	<b>FY17 Actual</b>	<b>FY18 Actual</b>	<b>FY19 Projected</b>
Number of workshops/cross training events	16	20	20



## Recreation Services

### Program Description:

This is the administrative section of the Recreation Division of the Parks and Recreation Department. The division consists of five sections: Recreation Services (formerly Youth Programs), The Senior section, Cultural Arts, Therapeutics and the Haygood Boxing Program. This division provides recreational programming at community centers, senior centers, recreation centers and the Cultural Arts Studio, as well as many special events and tournaments throughout the City.

<b>Goal:</b>	<b>To increase programming to allow the community the opportunity to engage in meaningful activities and programs in a safe environment.</b>		
<b>Objective:</b>	<b>To reach more citizens by diversifying the programs offered to the community.</b>		
	<b>FY17</b>	<b>FY18</b>	<b>FY19</b>
<b>Performance Indicators:</b>	<b>Actual</b>	<b>Actual</b>	<b>Projected</b>
Number of people using recreation centers annually	148,889	150,000	151,000

<b>Goal:</b>	<b>To have youths, young adults and seniors actively engage in active and passive programs and activities offered at various recreational facilities.</b>		
<b>Objective:</b>	<b>To effectively promote and publicize five (5) citywide programs targeting the citizens of Columbus and the surrounding area.</b>		
	<b>FY17</b>	<b>FY18</b>	<b>FY19</b>
<b>Performance Indicators:</b>	<b>Actual</b>	<b>Actual</b>	<b>Projected</b>
Number of various program promotions	5	15	20

<b>Goal:</b>	<b>To seek, promote and develop new partnerships and volunteering opportunities that meet the needs of the community.</b>		
<b>Objective:</b>	<b>To increase participation from our citizens and to promote a positive image of the City, as well as, the Recreation Division.</b>		
	<b>FY17</b>	<b>FY18</b>	<b>FY19</b>
<b>Performance Indicators:</b>	<b>Actual</b>	<b>Actual</b>	<b>Projected</b>
Number of new partnerships and volunteers	3	5	7

## Golden Park

### Program Description:

Historic Golden Park is a baseball stadium with a seating capacity of 4,000. The facility is used for high school, NCAA Championship events, NAIA Championship events, independent recreational leagues, and week-end tournaments.

<b>Goal:</b>	<b>To provide the citizens of Columbus, Georgia, surrounding areas, and game participants have a safe and well-maintained facility for baseball and social entertainment.</b>		
<b>Objective:</b>	<b>To ensure a safe, friendly, and well maintained environment for baseball and other events held at Golden Park.</b>		
<b>Performance Indicators:</b>	<b>FY17 Actual</b>	<b>FY18 Actual</b>	<b>FY19 Projected</b>
Total number in attendance	4,050	1,705	3,000
<b>Goal:</b>	<b>To increase the number of events at Golden Park.</b>		
<b>Objective:</b>	<b>To increase the economic impact from events held at Golden Park for the Parks and Recreation Department and the City of Columbus.</b>		
<b>Performance Indicators:</b>	<b>FY17 Actual</b>	<b>FY18 Actual</b>	<b>FY19 Projected</b>
Total number of events.	30	30	32

## Memorial Stadium

### Program Description:

A.J. McClung Memorial Stadium is a football stadium with a seating capacity of 12,265 and is primarily used for high school, college and youth football games. This stadium is also used for concerts, band festivals and other events provided for the community.

<b>Goal:</b>	<b>To provide events that will promote tourism and increase the economic impact for the City of Columbus.</b>		
<b>Objective:</b>	<b>To operate successfully by providing the best and most entertainment at A.J. McClung Memorial Stadium while maintaining the integrity of the playing field.</b>		
<b>Performance Indicators:</b>	<b>FY17 Actual</b>	<b>FY18 Actual</b>	<b>FY19 Projected</b>
Number of events held at Memorial Stadium	26	16	18
<b>Goal:</b>	<b>To provide the public and game participants a safe and well maintained football and entertainment environment.</b>		
<b>Objective:</b>	<b>To ensure public and game participants a safe environment for various events at the stadium.</b>		
<b>Performance Indicators:</b>	<b>FY17 Actual</b>	<b>FY18 Actual</b>	<b>FY19 Projected</b>
Total number in attendance	36,400	22,623	25,200

## Athletics

### Program Description:

This division acts as an administrative body to a wide range of sporting events. Functions include organization and implementation of local league play. Special programming embraces the Georgia Recreation and Park Association, State Championship Amateur Softball Association, state, regional, national championships and a variety of invitational NFCA leadoff classics, SEC softball championships, and SEC baseball championships. Local, regional, state and international programs are goal-oriented toward community promotion, visibility and economic impact.

<b>Goal:</b>	<b>To increase participation in Adult Volleyball League by 10%.</b>		
<b>Objective:</b>	<b>To promote athletic events and leagues by using different avenues to market the leagues such as social media and email communication.</b>		
<b>Performance Indicators:</b>	<b>FY17 Actual</b>	<b>FY18 Actual</b>	<b>FY19 Projected</b>
Number of teams participating in league	7	6	7

<b>Goal:</b>	<b>To increase participation in Adult Basketball League by 10%</b>		
<b>Objective:</b>	<b>To market the league using several media outlets such as television, newspaper, standard mail, and handouts. To utilize different avenues to market leagues such as social media and email communication.</b>		
<b>Performance Indicators:</b>	<b>FY17 Actual</b>	<b>FY18 Actual</b>	<b>FY19 Projected</b>
Number of teams participating in league	8	9	10

<b>Goal:</b>	<b>To increase participation in Fall Softball League by 5%</b>		
<b>Objective:</b>	<b>To reorganize leagues to better suit the needs and wants of participants. To use social media to effectively advertise this program.</b>		
<b>Performance Indicators:</b>	<b>FY17 Actual</b>	<b>FY18 Actual</b>	<b>FY19 Projected</b>
Number of teams participating in league	63	62	65

## Community Schools Operations

### Program Description:

This division is responsible for the operation of the Community Schools program in various elementary and middle schools throughout the city. The Community Schools Program provides after school camps, summer camps and holiday camps for elementary and middle school age youth. Some of the activities the youth can participate in are: arts and crafts, music, dance, drama, sports, recreational, cultural and social activities.

<b>Goal:</b>	<b>To facilitate opportunities for quality after school programs which meet the fundamental needs common to all students during after school hours. It is important that students have access to the best possible opportunities to develop into healthy, well-adjusted and responsible adults.</b>		
<b>Objective:</b>	<b>Incorporate more enrichment programs and activities to educate participants on the importance of healthy eating habits and provide oriented activities for the program participants.</b>		
<b>Objective:</b>	<b>Implement programs in collaboration with outside agencies that can impact the afterschool programs and develop physical fitness program that can adapt to the participants' needs.</b>		
<b>Performance Indicators:</b>	<b>FY17 Actual</b>	<b>FY18 Actual</b>	<b>FY19 Projected</b>
Total number of participants	1,257	1,300	1,650
Total number of participants	29	29	30

<b>Goal:</b>	<b>To incorporate more technology and science programs, such to promote more academic components, social and emotional development in the program participants.</b>		
<b>Objective:</b>	<b>Promote the importance of science and technology and encourage participants to look towards the future for better educational opportunities in these fields of study.</b>		
<b>Performance Indicators:</b>	<b>FY17 Actual</b>	<b>FY18 Actual</b>	<b>FY19 Projected</b>
Increase attendance by participants in the technology and	1,257	1,300	1,650
<b>Goal:</b>	<b>Provide and expand recreational, educational and cultural opportunities to youths ages 4-12.</b>		
<b>Objective:</b>	<b>Provide the necessary training to all staff members by implementing training program utilizing Kennesaw State University (curriculum), volunteer educators and qualified staff members. All staff will receive 15-25 hours for continued education hours per school year.</b>		
<b>Performance Indicators:</b>	<b>FY17 Actual</b>	<b>FY18 Actual</b>	<b>FY19 Projected</b>
Number of continued education hours per staff	22	22	22

## Cooper Creek Tennis Center

### Program Description:

Cooper Creek Tennis Center features thirty (30) courts in a passive park environment. This rubico clay complex provides the citizens of Columbus a facility unrivaled in Georgia. Functions include the establishment of leagues, clinics and tournaments for youths and adults. Special programs include the establishment of the United States Tennis Association (USTA) schools program and the continued close association with the Columbus Regional Tennis Association (CORTA) in an effort to increase participation and revenue in the tennis program within Columbus and to help attract state and regional tournaments to our facility.

<b>Goal:</b>	<b>To provide Columbus citizens with recreational league play.</b>		
<b>Objective:</b>	<b>To operate USTA Adult Leagues for 18+/40+ age groups.</b>		
	<b>FY17</b>	<b>FY18</b>	<b>FY19</b>
<b>Performance Indicators:</b>	<b>Actual</b>	<b>Actual</b>	<b>Projected</b>
Number of adult and senior league participants	2,646	2,720	2,800
<b>Objective:</b>	<b>To operate USTA Combo Doubles programs for adult 18+ and 40+ age divisions.</b>		
	<b>FY17</b>	<b>FY18</b>	<b>FY19</b>
<b>Performance Indicators:</b>	<b>Actual</b>	<b>Actual</b>	<b>Projected</b>
Number of adult and senior USTA Combo league participants	768	645	725
<b>Goal:</b>	<b>To provide tournament play opportunities for both juniors and adults through local, regional and national level tournaments.</b>		
<b>Objective:</b>	<b>To host junior and adult tournaments for locals and non-local players.</b>		
	<b>FY17</b>	<b>FY18</b>	<b>FY19</b>
<b>Performance Indicators:</b>	<b>Actual</b>	<b>Actual</b>	<b>Projected</b>
Number of adult and junior tournament participants.	1,669	2,592	2,500

## Lake Oliver Marina

### Program Description:

Lake Oliver is a 2,150-acre lake situated between the Goat Dam and the Oliver Dam on the Chattahoochee River. Lake Oliver Marina provides access to the Chattahoochee Riverwalk. The Marina will provide citizens with a safe area for watersports, fishing, and water access for their boats. The all-new Bait shop reflects the naval traditions of Columbus, GA.

## Aquatics

### Program Description:

The Aquatics division operates four (4) aquatics facilities, one training facility, one work shop, and two administrative offices. It serves Columbus and the surrounding areas with public swim, swim lessons, and a variety of certification and safety classes. The section typically serves 150,000 patrons in a 10-week season.

<b>Goal:</b>	<b>To provide water safety classes and swim lessons to the public at the City's swimming facilities.</b>		
<b>Objective:</b>	<b>Increase programs and class participants by 5%.</b>		
<b>Performance Indicators:</b>	<b>FY17 Actual</b>	<b>FY18 Actual</b>	<b>FY19 Projected</b>
Number of swim lesson participants	215	230	300
Number of water safety class participants	50	60	60

<b>Goal:</b>	<b>To provide various lifeguard or water safety certification classes.</b>		
<b>Objective:</b>	<b>Increase total number of students by 10%.</b>		
<b>Performance Indicators:</b>	<b>FY17 Actual</b>	<b>FY18 Actual</b>	<b>FY19 Projected</b>
Lifeguard Certification participants	30	35	35
Water safety instructor participants	15	20	20

## Therapeutics

### Program Description:

Therapeutic Recreation's goal is to improve the quality of life of adults with disabilities in the community through recreation and leisure programming. Therapeutic Recreation provides a lifetime learning experience in recreation, including adapted physical activity, training in Special Olympics sports, socialization, cognitive development, creative and fun leisure skills.

<b>Goal:</b>	<b>To diversify programs for an aging population by increasing younger adult participation.</b>		
<b>Objective:</b>	<b>To service more special needs individuals in the community between the ages of 16 and 30 so that many can reap the benefits of intergenerational recreation as therapy.</b>		
<b>Performance Indicators:</b>	<b>FY17 Actual</b>	<b>FY18 Actual</b>	<b>FY19 Projected</b>
Number of daily program attendees	25	30	40



<b>Goal:</b>	<b>To increase the awareness of the Therapeutics Recreation program, community integration and program participation.</b>		
<b>Objective:</b>	<b>To improve the physical, cognitive, emotional and social needs of individuals within the program.</b>		
<b>Performance Indicators:</b>	<b>FY17 Actual</b>	<b>FY18 Actual</b>	<b>FY19 Projected</b>
Number of participants in all programs.	59	73	80

### **Pottery Shop/Cultural Arts Center**

#### **Program Description:**

The Cultural Arts Center provides programs that reach persons of diverse interest and ability. It is designed to encourage the participation of youth, adults, senior adults and those with physical disabilities. The program adapts to the group or person's needs. There are cooperative sessions and tours of other agencies and community groups.

<b>Goal:</b>	<b>To promote community involvement through visual arts programs.</b>		
<b>Objective:</b>	<b>To expand the community arts programs within and beyond Cultural Arts section with volunteers, service organizations/programs, and in house programming.</b>		
<b>Performance Indicators:</b>	<b>FY17 Actual</b>	<b>FY18 Actual</b>	<b>FY19 Projected</b>
Number of volunteer hours worked	1,425	1,500	1,600
Number of Open House participants	575	600	750
Number of Empty Bowl participants	987	1,000	1,200
Number of Georgia Recreation and Parks Association	1	1	1
Number of community meeting attendees	1,700	1,393	1,500

<b>Goal:</b>	<b>To create a learning environment where participants explore and analyze the diverse world of arts.</b>		
<b>Objective:</b>	<b>Participants will learn various artistic methods available to them including pottery, glass blowing, painting, wheel throwing and ceramics.</b>		
<b>Performance Indicators:</b>	<b>FY17 Actual</b>	<b>FY18 Actual</b>	<b>FY19 Projected</b>
Number of program attendees	30	45	50

## Senior Citizens Center

### Program Description:

The Senior Citizens Center division provides diversified recreational and leisure services for senior adults of Columbus through direct programming, facilities, advisement and referral with transportation, staff and volunteer assistance for handicapped and frail, elderly citizens. They coordinate, sponsor and promote programs with state and local agencies for the benefit of local participants, bringing visibility to Columbus and the program's participants.

<b>Goal:</b>	<b>To provide recreational programming focusing on improving quality of life and health for seniors.</b>		
<b>Objective:</b>	<b>To increase participation in the areas of senior recreation by exposing the senior population to a variety of educational and cultural activities.</b>		
<b>Performance Indicators:</b>	<b>FY17 Actual</b>	<b>FY18 Actual</b>	<b>FY19 Projected</b>
Track attendance at all senior facilities.	52,188	52,600	53,000

<b>Goal:</b>	<b>To increase usage of the senior centers by providing more classes and programs targeting active adults.</b>		
<b>Objective:</b>	<b>Provide programs for the active adults that help them to maintain physical fitness and active lifestyles.</b>		
<b>Performance Indicators:</b>	<b>FY17 Actual</b>	<b>FY18 Actual</b>	<b>FY19 Projected</b>
Number of seniors participating in the program.	0	4	7

<b>Goal:</b>	<b>To increase the collaboration between Senior Centers and Recreational Centers.</b>		
<b>Objective:</b>	<b>To provide greater opportunities for social interactions or mentorship between seniors and the youth population.</b>		
<b>Performance Indicators:</b>	<b>FY17 Actual</b>	<b>FY18 Actual</b>	<b>FY19 Projected</b>
Number of interactions between the Senior Centers and	3	3	4

<b>Goal:</b>	<b>Create new partnerships with Senior Centers outside of the Columbus Consolidated Government.</b>		
<b>Objective:</b>	<b>Increase awareness of various senior communities and enhance a positive image of aging.</b>		
<b>Performance Indicators:</b>	<b>FY17 Actual</b>	<b>FY18 Actual</b>	<b>FY19 Projected</b>
Number of interaction between seniors within and outside of the CCG.	8	10	15

**Budget Notes:**

The following capital was approved in this budget:

**270-2100 Parks Services**

Five Zero Turn Mowers (Replacement) = \$45,000



## Cooperative Extension

### **DEPARTMENT MISSION STATEMENT**

To respond to the citizens of Columbus' needs and interest in Agriculture, the environment, families, and 4-H youth with unbiased research based education.

### **Expenditures By Division**

	<b>FY16 Actual</b>	<b>FY17 Actual</b>	<b>FY18 Actual*</b>	<b>FY19 Adopted</b>
2801000 Cooperative Extension	\$123,798	\$126,338	\$139,293	\$137,865
<b>DEPARTMENT TOTAL</b>	<b>\$123,798</b>	<b>\$126,338</b>	<b>\$139,293</b>	<b>\$137,865</b>
<b>% CHANGE</b>		<b>2.05%</b>	<b>10.25%</b>	<b>-1.03%</b>

*\*Unaudited*

### **Expenditures By Category**

	<b>FY16 Actual</b>	<b>FY17 Actual</b>	<b>FY18 Actual*</b>	<b>FY19 Adopted</b>
Personal Services	\$101,526	\$103,819	\$112,307	\$111,674
Operations	\$22,272	\$22,519	\$26,986	\$26,191
<b>OPERATING BUDGET</b>	<b>\$123,798</b>	<b>\$126,338</b>	<b>\$139,293</b>	<b>\$137,865</b>
Capital Budget	-	-	-	-
<b>DEPARTMENT TOTAL</b>	<b>\$123,798</b>	<b>\$126,338</b>	<b>\$139,293</b>	<b>\$137,865</b>
<b>% CHANGE</b>		<b>2.05%</b>	<b>10.25%</b>	<b>-1.03%</b>

*\*Unaudited*

## **Cooperative Extension**

### **Program Description:**

The Cooperative Extension Service is the educational arm of the USDA. The Columbus Extension Service is divided into five program areas: Agriculture and Natural Resources, Expanded Food and Nutrition, 4-H Youth, Home Economics, and Resource Development. Agriculture works with homeowners, corporate and industrial entities and city government in the production of food and city beautification. Expanded Food and Nutrition provide in-depth training to low-income families on budgeting, meal planning and improved diets, food and nutrition, family economics and stability, clothing and textiles, and the human environment. 4-H provides youth an opportunity to learn leadership roles. Home Economics place an emphasis on meeting the needs of contemporary living. Resource Development includes people working together locally on common concerns or problems.

<b>Goal:</b>	<b>Provide "Learning for Life" education for all Columbus area residents.</b>		
<b>Objective:</b>	<b>Conduct needs assessment and establish a plan of work that addresses critical community issues.</b>		
<b>Performance Indicators:</b>	<b>FY17 Actual</b>	<b>FY18 Actual</b>	<b>FY19 Projected</b>
Number of needs assessments/critical issues documents.	<b>10</b>	<b>4</b>	<b>4</b>

<b>Goal:</b>	<b>Increase environmental awareness and outdoor quality of life for Columbus residents.</b>		
<b>Objective:</b>	<b>To conduct educational programs for professionals, community groups, schools, businesses, agencies and Master Gardeners.</b>		
<b>Performance Indicators:</b>	<b>FY17 Actual</b>	<b>FY18 Actual</b>	<b>FY19 Projected</b>
Number of educational programs contact hours.	<b>7,135</b>	<b>7,200</b>	<b>7,300</b>
Consultations.	<b>247</b>	<b>250</b>	<b>400</b>
Soil and water tests.	<b>350</b>	<b>300</b>	<b>275</b>



## Tax Assessor

### DEPARTMENT MISSION STATEMENT

Strives to compile an accurate, uniform and timely Tax Digest meeting the requirements of the Department of Revenue and the State Code. Maintain current property records to include ownership, sales information and physical data. In addition to performing duties in a professional manner and provide good customer service.

#### Expenditures By Division

	FY16 Actual	FY17 Actual	FY18 Actual*	FY19 Adopted
2901000 Tax Assessor	\$1,986,455	\$1,992,814	\$1,571,279	\$1,473,632
<b>DEPARTMENT TOTAL</b>	<b>\$1,986,455</b>	<b>\$1,992,814</b>	<b>\$1,571,279</b>	<b>\$1,473,632</b>
<b>% CHANGE</b>		<b>0.32%</b>	<b>-21.15%</b>	<b>-6.21%</b>

*\*Unaudited*

#### Expenditures By Category

	FY16 Actual	FY17 Actual	FY18 Actual*	FY19 Adopted
Personal Services	\$1,251,181	\$1,207,484	\$1,258,462	\$1,363,768
Operations	\$735,274	\$785,330	\$312,817	\$109,864
<b>OPERATING BUDGET</b>	<b>\$1,986,455</b>	<b>\$1,992,814</b>	<b>\$1,571,279</b>	<b>\$1,473,632</b>
Capital Budget	-	-	-	-
<b>DEPARTMENT TOTAL</b>	<b>\$1,986,455</b>	<b>\$1,992,814</b>	<b>\$1,571,279</b>	<b>\$1,473,632</b>
<b>% CHANGE</b>		<b>0.32%</b>	<b>-21.15%</b>	<b>-6.21%</b>

*\*Unaudited*



## Tax Assessor

### Positions by Division

		FY17 Actual	FY18 Actual	FY19 Adopted
<b>290-1000 Tax Assessor</b>	<b>FT/PT</b>	<b>25/0</b>	<b>25/0</b>	<b>27/0</b>
Administrative Assistant		1	1	1
Administrative Manager		1	1	1
Appraisal Technician		4	4	4
Appraiser I-Real Property**		8	8	9
Appraiser I-Personal Property		1	1	1
Appraiser II- Real Property		2	2	2
Appraiser II- Personal Property		1	1	1
Appraiser III- Real Property		1	1	1
Appraiser III- Personal Property*		1	1	1
Chief Appraiser		1	1	1
Commercial Property Manager		1	1	1
Deputy Chief Appraiser		1	1	1
GIS Technician**		0	0	1
Personal Property Manager		1	1	1
Residential Property Manager		1	1	1
<b>Total Full Time/Part Time Positions</b>		<b>25/0</b>	<b>25/0</b>	<b>27/0</b>

\* One Appraiser III position has been unfunded since FY15

\*\*One Appraiser-Real Property (G14) and one (1) GIS Technician (G14) added in FY19

### Program Description:

Besides being responsible for the proper accounting of all taxable and non-taxable property, we require the five-member board to maintain uniformity of assessments, hear and rule on taxpayer appeals and adjudicate matters referred by the Tax Commissioner. Genre matters include rulings and eligibility for homestead exemption, taxability, certain adjustments and refunds. The Council appoints the board members.

<b>Goal:</b>	<b>The Muscogee County Board of Tax Assessors strives to compile an accurate, uniform and timely Tax Digest meeting the requirements of the Department of Revenue and State Statute.</b>		
<b>Objective:</b>	<b>To comply with the Department of Revenue's requirements for an acceptable tax digest.</b>		
<b>Performance Indicators:</b>	<b>FY17 Actual</b>	<b>FY18 Actual</b>	<b>FY19 Projected</b>
Number of real estate parcels, personal property accounts, and mobile home accounts.	81,967	82,862	84,972
<b>Objective:</b>	<b>To achieve a current and accurate ownership records for current billing.</b>		
<b>Performance Indicators:</b>	<b>FY17 Actual</b>	<b>FY18 Actual</b>	<b>FY19 Projected</b>
Number of ownership records updated annually.	7,287	6,999	7,140

<b>Goal:</b>	<b>The Muscogee County Board of Tax Assessors strives to maintain accurate property characteristics to ensure that all property records are correct.</b>		
<b>Objective:</b>	<b>To process permits, audits and field reviews in an accurate and efficient manner.</b>		
<b>Performance Indicators:</b>	<b>FY17 Actual</b>	<b>FY18 Actual</b>	<b>FY19 Projected</b>
Number of permits processed for Commercial & Residential Additions, new construction, demolitions etc.	<b>4,196</b>	<b>4,083</b>	<b>4,099</b>
Number of field reviews incl. sold properties (Commercial & Residential) updating records and values if warranted	<b>3,093</b>	<b>2,933</b>	<b>2,972</b>

<b>Goal:</b>	<b>The Muscogee County Board of Tax Assessors strives to have accurate ownership records to ensure that all correspondence is mailed to the proper owner.</b>		
<b>Objective:</b>	<b>To maintain current ownership records.</b>		
<b>Performance Indicators:</b>	<b>FY17 Actual</b>	<b>FY18 Actual</b>	<b>FY19 Projected</b>
Number of deeds processed	<b>7,287</b>	<b>6,999</b>	<b>7,140</b>



## Elections and Registration

### **DEPARTMENT MISSION STATEMENT**

To obtain and maintain the registration of eligible citizens and to administer and supervise the conduct of all elections and primaries in Muscogee County in a timely, accurate and efficient manner.

#### **Expenditures By Division**

	<b>FY16 Actual</b>	<b>FY17 Actual</b>	<b>FY18 Actual*</b>	<b>FY19 Adopted</b>
2902000 Elections & Registrations	\$688,497	\$813,512	\$600,430	\$691,258
<b>DEPARTMENT TOTAL</b>	<b>\$688,497</b>	<b>\$813,512</b>	<b>\$600,430</b>	<b>\$691,258</b>
<b>% CHANGE</b>		<b>18.16%</b>	<b>-26.19%</b>	<b>15.13%</b>

*\*Unaudited*

#### **Expenditures By Category**

	<b>FY16 Actual</b>	<b>FY17 Actual</b>	<b>FY18 Actual*</b>	<b>FY19 Adopted</b>
Personal Services	\$515,218	\$542,610	\$511,674	\$531,294
Operations	\$173,279	\$270,902	\$88,756	\$159,964
<b>OPERATING BUDGET</b>	<b>\$688,497</b>	<b>\$813,512</b>	<b>\$600,430</b>	<b>\$691,258</b>
Capital Budget	-	-	-	-
<b>DEPARTMENT TOTAL</b>	<b>\$688,497</b>	<b>\$813,512</b>	<b>\$600,430</b>	<b>\$691,258</b>
<b>% CHANGE</b>		<b>18.16%</b>	<b>-26.19%</b>	<b>15.13%</b>

*\*Unaudited*

**Positions by Division**

	<b>FY17 Actual</b>	<b>FY18 Actual</b>	<b>FY19 Adopted</b>
<b>290-2000 Elections &amp; Registrations</b>	<b>7/6</b>	<b>6/6</b>	<b>6/9</b>
Asst Elections & Registrations Director*	0	1	1
Board Members (PT)	5	5	5
Election Technician**	4	3	3
Election Technician-PT***	0	0	3
Elections & Registrations Director	1	1	1
Elections Clerk (Temporary)	1	1	1
Elections Specialist	1	1	1
Registration Coordinator*	1	0	0
<b>TOTAL</b>	<b>FT/PT</b>	<b>7/6</b>	<b>6/6</b>
		<b>6/6</b>	<b>6/9</b>

\* One (1) Registration Coordinator (G15) reclassified to Asst. Elections & Registrations Director (G21) in FY18

\*\*One (1) Election Technician (G14) deleted in FY18

\*\*\*Three (3) Election Technician - PT (G11) added in FY19

**Program Description:**

Besides administering and supervising the conduct of all elections and primaries in Muscogee County, the Board conducts the process of obtaining and maintaining the registration of eligible citizens. The Council appoints the board members.

<b>Goal:</b>	<b>To obtain and maintain the registration of eligible citizens; provide access to the electoral process for citizens and candidates; administer and supervise conduct of elections and primaries.</b>		
<b>Objective:</b>	<b>To perform required list maintenance procedures for the voter registration list to include NCOA, confirmation notices, vital records, and felon lists.</b>		
<b>Performance Indicators:</b>	<b>FY17 Actual</b>	<b>FY18 Actual</b>	<b>FY19 Projected</b>
Number of records	15,478	21,307	25,000

<b>Goal:</b>	<b>To provide accurate districting information for maps, voters, and elected officials in preparation for decennial census in 2020 and to utilize GIS to accomplish distribution of information.</b>		
<b>Objective:</b>	<b>To coordinate work with GIS to ensure proper street placement of district representative lines for local, state, and federal offices.</b>		
<b>Performance Indicators:</b>	<b>FY17 Actual</b>	<b>FY18 Actual</b>	<b>FY19 Projected</b>
Number of records	3,478	1,334	2,500

<b>Goal:</b>	<b>To protect acquisition of new voting equipment by routinely testing and maintaining voting equipment to have units available for elections.</b>		
<b>Objective:</b>	<b>To decrease the number of voting units that need repair.</b>		
<b>Performance Indicators:</b>	<b>FY17 Actual</b>	<b>FY18 Actual</b>	<b>FY19 Projected</b>
Number of available units	427	427	427



## Police

### DEPARTMENT MISSION STATEMENT

The Columbus Police Department will deliver effective and responsive law enforcement to all citizens of the City of Columbus in a fair and equitable manner. As an integral part of the Columbus Community, we are committed to communicate with those we serve and to join with them in establishing priorities to enhance the quality of life for the entire community.

### Expenditures By Division

	FY16 Actual	FY17 Actual	FY18 Actual*	FY19 Adopted
4001000 Office of the Chief	\$1,066,321	\$1,057,701	\$1,032,446	\$1,049,219
4002100 Intelligence/Vice	\$1,331,646	\$1,236,723	\$1,214,777	\$1,448,446
4002200 Support Services	\$2,895,557	\$2,784,351	\$2,599,812	\$2,745,106
4002300 Field Operations	\$12,077,000	\$10,634,087	\$10,978,762	\$11,288,584
4002400 Office of Professional Standards	\$462,066	\$448,365	\$522,796	\$545,382
4002500 METRO Drug Task Force	\$162,312	\$144,241	\$147,652	\$192,018
4002700 Special Operations	\$14,709	\$48,203	\$7,987	\$33,500
4002800 Administrative Services	\$1,399,415	\$1,419,444	\$1,543,897	\$1,495,939
4003230 Motor Transport	\$1,977,356	\$1,565,247	\$1,334,887	\$1,349,500
4003320 Investigative Services	\$6,817,506	\$6,254,429	\$6,275,205	\$6,357,518
<b>DEPARTMENT TOTAL</b>	<b>\$28,203,888</b>	<b>\$25,592,791</b>	<b>\$25,658,221</b>	<b>\$26,505,212</b>
<b>% CHANGE</b>		<b>-9.26%</b>	<b>0.26%</b>	<b>3.30%</b>

*\*Unaudited*

### Expenditures By Category

	FY16 Actual	FY17 Actual	FY18 Actual*	FY19 Adopted
Personal Services	\$24,504,927	\$22,741,936	\$23,134,285	\$23,980,604
Operations	\$2,661,792	\$2,379,044	\$2,448,148	\$2,524,608
<b>OPERATING BUDGET</b>	<b>\$27,166,719</b>	<b>\$25,120,980</b>	<b>\$25,582,433</b>	<b>\$26,505,212</b>
Capital Budget	\$1,037,169	\$471,811	\$75,788	-
<b>DEPARTMENT TOTAL</b>	<b>\$28,203,888</b>	<b>\$25,592,791</b>	<b>\$25,658,221</b>	<b>\$26,505,212</b>
<b>% CHANGE</b>		<b>-9.26%</b>	<b>0.26%</b>	<b>3.30%</b>

*\*Unaudited*



**Personnel Summary: Authorized Positions**

	<b>FY17</b>	<b>FY18</b>	<b>FY19</b>
<b>All Police Positions are Full Time</b>	<b>Actual</b>	<b>Actual</b>	<b>Adopted</b>
<b>400-1000 Administration</b>	<b>10</b>	<b>10</b>	<b>10</b>
Accounting Clerk	1	1	1
Administrative Assistant	2	2	2
Administrative Clerk II	1	1	1
Administrative Secretary	1	1	1
Chief of Police	1	1	1
Deputy Chief of Police	1	1	1
Police Finance Manager	1	1	1
Police Lieutenant	1	1	1
Police Officer	1	1	1
<b>400-2100 Intelligence/Vice</b>	<b>25</b>	<b>25</b>	<b>25</b>
Asset Forfeiture Coordinator	1	1	1
Police Captain	1	1	1
Police Corporal	11	11	11
Police Officer	8	8	8
Police Sergeant	4	4	4
<b>400-2200 Support Services</b>	<b>42</b>	<b>42</b>	<b>42</b>
Administrative Secretary	1	1	1
Building Crew Leader	1	1	1
Building Service Worker	3	3	3
Command Sergeant	1	1	1
Criminal Records Technician	16	16	16
Police Cadet	1	1	1
Police Captain	1	1	1
Police Corporal	4	4	4
Police Major	1	1	1
Police Officer	10	10	10
Police Sergeant	1	1	1
Records Manager	1	1	1
Records Supervisor	1	1	1
<b>400-2300 Field Operations</b>	<b>217</b>	<b>217</b>	<b>217</b>
Administrative Clerk I	1	1	1
Administrative Secretary	1	1	1
Command Sergeant	2	2	2
Police Captain	3	3	3
Police Corporal	27	27	27
Police Lieutenant	7	7	7
Police Major	1	1	1
Police Officer*	155	155	155
Police Sergeant	20	20	20

**Positions by Division**

	<b>FY17 Actual</b>	<b>FY18 Actual</b>	<b>FY19 Adopted</b>
<b>400-2400 Office of Professional Standards</b>	<b>7</b>	<b>7</b>	<b>8</b>
Administrative Secretary	1	1	1
Crime Analyst**	2	2	3
Police Lieutenant	1	1	1
Police Major	1	1	1
Police Sergeant	2	2	2
<b>400-2500 METRO Drug Task Force</b>	<b>3</b>	<b>3</b>	<b>3</b>
Police Corporal	2	2	2
Police Lieutenant	1	1	1
<b>400-2800 Administrative Services</b>	<b>21</b>	<b>21</b>	<b>21</b>
Accounting Clerk	1	1	1
Administrative Secretary	2	2	2
Criminal Records Technician	1	1	1
Facility Maintenance Technician	1	1	1
Police Captain	1	1	1
Police Corporal	3	3	3
Police HR Technician	1	1	1
Police Lieutenant	1	1	1
Police Major	1	1	1
Police Officer	5	5	5
Police Sergeant	4	4	4
<b>400-3320 Investigative Services</b>	<b>99</b>	<b>99</b>	<b>99</b>
Administrative Clerk I	3	3	3
Administrative Secretary	1	1	1
Criminal Records Technician	1	1	1
Police Captain	1	1	1
Police Corporal	55	55	55
Police Lieutenant	7	7	7
Police Major	1	1	1
Police Officer	6	6	6
Police Sergeant	24	24	24
<b>Total Full Time Positions</b>	<b>424</b>	<b>424</b>	<b>425</b>

*\*Ten (10) Police Officer positions temporarily moved from the General Fund to the Other LOST Fund, a continuation of action originally taken in FY14.*

*\*\*One (1) Crime Analyst (G16) added in FY19*

## Chief of Police

### Program Description:

The Office of the Chief of Police is a functional area of the Police Department that encompasses several activities other than those of the chief administrative officer. The division is the primary administrative section of the Police Department that provides guidance and control over the activities of the department and develops rules and regulations, policies and procedures that are necessary to insure its proper operation.

<b>Goal</b>	<b>To provide police services in an effective, fair, and unbiased manner with professional, well-trained, educated officers operating with integrity and high ethical standards.</b>		
<b>Objective:</b>	<b>Conduct daily meetings of the Command Staff to monitor the progress of investigations, programs, projects and current activities.</b>		
<b>Performance Indicators:</b>	<b>FY17 Actual</b>	<b>FY18 Actual</b>	<b>FY19 Projected</b>
Number of Staff Meetings	248	243	248
<b>Objective:</b>	<b>Conduct quarterly goals and objectives review sessions with the Command Staff</b>		
<b>Performance Indicators:</b>	<b>FY17 Actual</b>	<b>FY18 Actual</b>	<b>FY19 Projected</b>
Number of G&O Review Sessions	4	4	4
<b>Goal</b>	<b>Perform systematic analysis for identifying and analyzing patterns and trends in crime and disorder in order to deploy resources in a more effective manner, and assist in identifying and apprehending suspects.</b>		
<b>Objective:</b>	<b>Prepare monthly crime analysis reports on criminal activity.</b>		
<b>Performance Indicators:</b>	<b>FY17 Actual</b>	<b>FY18 Actual</b>	<b>FY19 Projected</b>
Number of crime analysis reports	12	12	12
<b>Goal</b>	<b>Develop a budget that adequately supports law enforcement objectives while maintaining fiscal accountability.</b>		
<b>Objective:</b>	<b>Monitor and review the Departmental Budget status reports with the Command Staff.</b>		
<b>Performance Indicators:</b>	<b>FY17 Actual</b>	<b>FY18 Actual</b>	<b>FY19 Projected</b>
Number of monthly budget reviews conducted	12	12	12

## Vice/Intelligence

### Program Description:

Vice/Intelligence is responsible for documenting and investigating persons involved in criminal activity. Such criminal activity will include illegal use, sale, distribution and trafficking of drugs (controlled substances), prostitution, illegal gambling, illegal use, sale and/or distribution of alcohol, or firearms, manufacture, sale and/or distribution of obscene or pornographic material and organized criminal activities or any activity which involves offenses for profit or undermines the stability or welfare of the community.

<b>Goal</b>	<b>Enforce all laws in a professional, fair and equitable manner while protecting the rights of each citizen.</b>		
<b>Objective:</b>	<b>File condemnation documents on \$75,000 in currency.</b>		
<b>Performance Indicators:</b>	<b>FY17 Actual</b>	<b>FY18 Actual</b>	<b>FY19 Projected</b>
Value of Assets in Currency filed on	\$86,783	\$173,294	\$77,000
<b>Objective:</b>	<b>File condemnation forfeiture documents on \$50,000 in property.</b>		
<b>Performance Indicators:</b>	<b>FY17 Actual</b>	<b>FY18 Actual</b>	<b>FY19 Projected</b>
Value of Assets in Property filed on	\$55,009	\$20,783	\$55,000
<b>Objective:</b>	<b>Track the number of checks of businesses that are licensed to sell alcohol.</b>		
<b>Performance Indicators:</b>	<b>FY17 Actual</b>	<b>FY18 Actual</b>	<b>FY19 Projected</b>
Number of business checked	69	229	200
<b>Objective:</b>	<b>File condemnation documents on all seized vehicles.</b>		
<b>Performance Indicators:</b>	<b>FY17 Actual</b>	<b>FY18 Actual</b>	<b>FY19 Projected</b>
Number of vehicles seized	17	29	20
<b>Objective:</b>	<b>Conduct five (5) details to investigate prostitution/pandering activity.</b>		
<b>Performance Indicators:</b>	<b>FY17 Actual</b>	<b>FY18 Actual</b>	<b>FY19 Projected</b>
Number of Prostitution/Pandering Details	21	23	20
<b>Objective:</b>	<b>Investigate, document, prosecute all cases made in high crime areas or cases that involve illegal narcotics, legal narcotics being used in an illicit manner and GA law violations involving gambling, alcohol and prostitution.</b>		
<b>Performance Indicators:</b>	<b>FY17 Actual</b>	<b>FY18 Actual</b>	<b>FY19 Projected</b>
Number of Cases Made	453	1,069	453

## Support Services

### Program Description:

The Bureau of Support Services provides a variety of support functions for the entire Department. It includes the state-of-the-art 911 Center; the Quartermaster, where all supplies are maintained; Motor Transport where all rolling stock is monitored; Property and Evidence where evidence and recovered property is stored and protected; and the Central Records Unit where tens of thousands of reports, warrants and other documents are maintained.

<b>Goal</b>	<b>To provide documentation and criminal justice data entry services in compliance with Federal, State and local requirements.</b>		
<b>Objective:</b>	<b>To process and store all police incident reports.</b>		
<b>Performance Indicators:</b>	<b>FY17 Actual</b>	<b>FY18 Actual</b>	<b>FY19 Projected</b>
Number of reports processed	52,558	60,869	70,486
<b>Objective:</b>	<b>To process and provide all pre-employment criminal history inquiries for businesses and the community.</b>		
<b>Performance Indicators:</b>	<b>FY17 Actual</b>	<b>FY18 Actual</b>	<b>FY19 Projected</b>
Number of inquiries	3,182	2,897	2,578
<b>Objective:</b>	<b>Process and enter data into the new Record Management System (RMS) from all incident, supplement, and arrest reports for criminal analysis purposes.</b>		
<b>Performance Indicators:</b>	<b>FY17 Actual</b>	<b>FY18 Actual</b>	<b>FY19 Projected</b>
Number of records added to RMS	411,852	350,780	294,936
<b>Goal</b>	<b>Maintain twenty-four hours a day police services at the Public Safety Building for the community.</b>		
<b>Objective:</b>	<b>To respond to all citizens' requests for police services (reports, criminal histories, fingerprinting, identification cards and permits, etc.)</b>		
<b>Performance Indicators:</b>	<b>FY17 Actual</b>	<b>FY18 Actual</b>	<b>FY19 Projected</b>
Number of counter services provided			60,196
Number of Citizens' requests	44,201	48,391	52,988
<b>Goal</b>	<b>To maintain, process and distribute equipment, materials, evidence and other property in accordance with departmental policies and state and local laws.</b>		
<b>Objective:</b>	<b>To issue and receive all equipment requests from employees.</b>		
<b>Performance Indicators:</b>	<b>FY17 Actual</b>	<b>FY18 Actual</b>	<b>FY19 Projected</b>
Number of Requests for equipment	36,591	36,115	35,646

<b>Goal</b>	<b>To receive, process and dispose of all property, evidence, and contraband in accordance with proper guidelines.</b>		
<b>Objective:</b>	<b>Track the number of all cases involving the intake and processing of property and/or evidence.</b>		
	<b>FY17</b>	<b>FY18</b>	<b>FY19</b>
<b>Performance Indicators:</b>	<b>Actual</b>	<b>Actual</b>	<b>Projected</b>
Number of Property/Evidence cases	<b>13,369</b>	<b>14,371</b>	<b>15,443</b>

## Field Operations

### Program Description:

The Bureau of Field Operations is the largest of the Department's bureaus. This Bureau provides primary police services to the community as first responders for any request for police assistance by providing emergency responses and preventive patrols. The Bureau includes a Tactical Unit that is trained to handle special functions as well as normal patrol duties. In addition, they work closely with various community organizations fighting drugs and crimes in their own neighborhoods. The bicycle patrol concentrates on the Riverwalk, Cooper Creek Park, South Commons and those other areas where they blend in with the relaxed activities.

<b>Goal</b>	<b>To develop safer roadways throughout the City while providing efficient, professional police service in an effective and unbiased manner.</b>		
<b>Objective:</b>	<b>Conduct 25 details on major highways in the city focusing on speeding violations.</b>		
	<b>FY17</b>	<b>FY18</b>	<b>FY19</b>
<b>Performance Indicators:</b>	<b>Actual</b>	<b>Actual</b>	<b>Projected</b>
Speeding details conducted	<b>32</b>	<b>37</b>	<b>36</b>
<b>Objective:</b>	<b>Conduct a minimum of 12 traffic checkpoints focused on DUI, seat belts, drivers' licenses, or proof of insurance.</b>		
	<b>FY17</b>	<b>FY18</b>	<b>FY19</b>
<b>Performance Indicators:</b>	<b>Actual</b>	<b>Actual</b>	<b>Projected</b>
Traffic checkpoints conducted	<b>18</b>	<b>18</b>	<b>12</b>
<b>Objective:</b>	<b>Conduct twenty-four details in selected school zones concentrating on speeding violations.</b>		
	<b>FY17</b>	<b>FY18</b>	<b>FY19</b>
<b>Performance Indicators:</b>	<b>Actual</b>	<b>Actual</b>	<b>Projected</b>
School zone details conducted	<b>32</b>	<b>36</b>	<b>36</b>



<b>Goal</b>	<b>Develop a safe community by enforcing all laws in a fair and equitable manner while protecting the rights of each citizen.</b>		
<b>Objective:</b>	<b>Investigate all criminal offenses and prosecute all criminal offenders.</b>		
<b>Performance Indicators:</b>	<b>FY17 Actual</b>	<b>FY18 Actual</b>	<b>FY19 Projected</b>
Number of criminal arrests	16,295	20,174	16,438
<b>Goal</b>	<b>To provide professional and efficient police services in an effective, fair and unbiased manner with well-trained, educated officers operating with integrity and high ethical standards.</b>		
<b>Objective:</b>	<b>Respond to all calls and self-initiated contacts for police service.</b>		
<b>Performance Indicators:</b>	<b>FY17 Actual</b>	<b>FY18 Actual</b>	<b>FY19 Projected</b>
Number of Patrol Officer responses to calls	370,406	351,184	371,091
<b>Goal</b>	<b>To provide specialized operations and details focusing on high crime areas and activities.</b>		
<b>Objective:</b>	<b>Make assignments per shift detailing patrol officers to specifically ride areas with high incidences of business burglaries.</b>		
<b>Performance Indicators:</b>	<b>FY17 Actual</b>	<b>FY18 Actual</b>	<b>FY19 Projected</b>
Number of Special Details	149	563	38

## Office of Professional Standards

### Program Description:

The Office of Professional Standards acts as the internal affairs unit of the Department. They play a pivotal role in preserving the integrity of the Department by investigating major complaints against officers. The unit also assures that the Department is in compliance with specific standards to maintain national and state accreditation. Only two percent of the police agencies in country are accredited.

<b>Goal</b>	<b>Provide police services in an effective, fair, and unbiased manner with professional, well-trained, educated officers operating with integrity and high ethical standards.</b>		
<b>Objective:</b>	<b>Track all Use of Force incidents involving departmental employees for compliance with policy and procedure</b>		
<b>Performance Indicators:</b>	<b>FY17 Actual</b>	<b>FY18 Actual</b>	<b>FY19 Projected</b>
Number of Use of Force Cases	78	75	74
<b>Objective:</b>	<b>Track all complaints against the department and departmental employees for compliance with policy and procedure.</b>		
<b>Performance Indicators:</b>	<b>FY17 Actual</b>	<b>FY18 Actual</b>	<b>FY19 Projected</b>
Number of Complaints	67	46	52

<b>Objective:</b> Investigate all cases assigned by Chief of Police.			
	<b>FY17</b>	<b>FY18</b>	<b>FY19</b>
<b>Performance Indicators:</b>	<b>Actual</b>	<b>Actual</b>	<b>Projected</b>
Number of cases assigned by Chief	15	16	13
<b>Objective:</b> Conduct research projects, grants, and other tasks assigned by the Command Staff.			
	<b>FY17</b>	<b>FY18</b>	<b>FY19</b>
<b>Performance Indicators:</b>	<b>Actual</b>	<b>Actual</b>	<b>Projected</b>
Number of research projects	150	142	160
<b>Objective:</b> Meet or exceed the 273 Mandatory standards set for compliance by the Commission on Accreditation for Law Enforcement Agencies			
	<b>FY17</b>	<b>FY18</b>	<b>FY19</b>
<b>Performance Indicators:</b>	<b>Actual</b>	<b>Actual</b>	<b>Projected</b>
Number of standards met	370	370	370

## Metro Drug Task Force

### Program Description:

This Office is responsible for the enforcement of Drug Violations and organized crime violations on a regional basis. The two Columbus Police Department's Officers assigned are members of a task force comprising five (5) municipal and county jurisdictions.

## Police Special Operations Account

### Program Description:

The Special Operations Unit is a new division set up to be the cost center for special operations expenditures.

## Administrative Services

### Program Description:

Bureau of Administrative Services maintains training, community relations and safety programs for the Department. All officers are trained in one of Georgia's few in-house Police Training Units. They oversee recruit and in-service training using a unit that is comprised of certified training instructors. In addition, many other officers in the Department are certified instructors and are used to supplement the training staff in certain police specialties. The Training Unit also maintains the pistol and shotgun ranges, as well as the FATS training equipment. The firing ranges are used by more than 34 different local, state and federal agencies for firearms training and qualification. Administrative Services also maintains the D.A.R.E. and Neighborhood Watch programs.

<b>Goal</b>	<b>Provide police services in an effective, fair and unbiased manner with professional, well trained and educated officers operating with integrity and high ethical standards.</b>		
<b>Objective:</b>	<b>Provide a minimum of 24 hour of In-Service Training to all sworn officers.</b>		
<b>Performance Indicators:</b>	<b>FY17 Actual</b>	<b>FY18 Actual</b>	<b>FY19 Projected</b>
Number of officers trained	334	282	425
<b>Objective:</b>	<b>Provide a minimum of 600 hours of Recruit Training to all police officers who successfully complete the P.O.S.T. Basic Law Enforcement Training.</b>		
<b>Performance Indicators:</b>	<b>FY17 Actual</b>	<b>FY18 Actual</b>	<b>FY19 Projected</b>
Number of officers completing recruit training	50	46	70
<b>Objective:</b>	<b>Arrange for and provide advanced and specialized training for officers.</b>		
<b>Performance Indicators:</b>	<b>FY17 Actual</b>	<b>FY18 Actual</b>	<b>FY19 Projected</b>
Number of officers attending advanced training	375	423	450
<b>Goal</b>	<b>To develop, implement, and maintain the educational programs and events designed to enhance the department's commitment to the proactive approach to policing.</b>		
<b>Objective:</b>	<b>Provide a minimum of 340 Crime Prevention presentations to the the public.</b>		
<b>Performance Indicators:</b>	<b>FY17 Actual</b>	<b>FY18 Actual</b>	<b>FY19 Projected</b>
Number of presentations to the public	460	500	460
<b>Objective:</b>	<b>Establish 10 new neighborhood watch programs</b>		
<b>Performance Indicators:</b>	<b>FY17 Actual</b>	<b>FY18 Actual</b>	<b>FY19 Projected</b>
Number of new neighborhood watch programs	10	10	10
<b>Goal</b>	<b>To recruit and select qualified police applicants, maintain personnel records and ensure compliance with federal, state and local employment and payroll guidelines.</b>		
<b>Objective:</b>	<b>Track all personnel grievances relating to employees.</b>		
<b>Performance Indicators:</b>	<b>FY17 Actual</b>	<b>FY18 Actual</b>	<b>FY19 Projected</b>
Number of grievances	8	9	12
<b>Objective:</b>	<b>Recruit, process and investigate all police applicants in accordance with selection guidelines and criteria.</b>		
<b>Performance Indicators:</b>	<b>FY17 Actual</b>	<b>FY18 Actual</b>	<b>FY19 Projected</b>
Applicants processed	480	528	504

<b>Goal</b>	<b>Develop a safe community through crime prevention, education, innovative and proactive programs.</b>		
<b>Objective:</b>	<b>Utilize the Gang Resistance and Education Training (G.R.E.A.T.) Program to educate all 7th grade students in Muscogee County.</b>		
	<b>FY17</b>	<b>FY18</b>	<b>FY19</b>
<b>Performance Indicators:</b>	<b>Actual</b>	<b>Actual</b>	<b>Projected</b>
Number of students	1,979	1,979	4,900

## Motor Transport

### Program Description:

The Motor Transport Unit maintains an inventory of all police vehicles. This includes patrol cars, motorcycles, the bomb trainer and utility trucks. The Police Department is concerned with prompt and efficient maintenance, by keeping more officers in service and available to respond.

<b>Goal</b>	<b>To maintain, control and assign all police fleet vehicles in accordance with City policy and guidelines.</b>		
<b>Objective:</b>	<b>To provide fleet management services for all marked patrol vehicles.</b>		
	<b>FY17</b>	<b>FY18</b>	<b>FY19</b>
<b>Performance Indicators:</b>	<b>Actual</b>	<b>Actual</b>	<b>Projected</b>
Number of patrol vehicles maintained	343	342	343
<b>Objective:</b>	<b>To provide fleet management for all administrative and detective vehicles.</b>		
	<b>FY17</b>	<b>FY18</b>	<b>FY19</b>
<b>Performance Indicators:</b>	<b>Actual</b>	<b>Actual</b>	<b>Projected</b>
Number of Admin and Detective vehicles	189	191	190
<b>Objective:</b>	<b>To provide fleet management for all police motorcycles.</b>		
	<b>FY17</b>	<b>FY18</b>	<b>FY19</b>
<b>Performance Indicators:</b>	<b>Actual</b>	<b>Actual</b>	<b>Projected</b>
Number of police motorcycles maintained	19	20	19
<b>Objective:</b>	<b>To provide fleet management for all Police Department trucks and vans.</b>		
	<b>FY17</b>	<b>FY18</b>	<b>FY19</b>
<b>Performance Indicators:</b>	<b>Actual</b>	<b>Actual</b>	<b>Projected</b>
Number of trucks and vans maintained	16	23	16
<b>Objective:</b>	<b>To provide fleet management services for all police scooters and ATVs.</b>		
	<b>FY17</b>	<b>FY18</b>	<b>FY19</b>
<b>Performance Indicators:</b>	<b>Actual</b>	<b>Actual</b>	<b>Projected</b>
Number of scooters/ATVs maintained	15	15	15

## Investigative Services

### Program Description:

The Bureau of Investigative Services investigates major crimes, monitors gang activities and conducts juvenile activities. The Bureau has specialized units such as the Gang Task Force and Juvenile Division unit, which works with the Muscogee County School District in mentoring and supervising youthful offenders. This Bureau also has utilized the GREAT (Gang Resistance Education and Training) program in the school system to educate teens to the problems of gangs.

<b>Goal</b>	<b>Enforce all laws in a professional, fair and equitable manner while protecting the rights of each citizen.</b>		
<b>Objective:</b>	<b>Investigate all homicides.</b>		
<b>Performance Indicators:</b>	<b>FY17 Actual</b>	<b>FY18 Actual</b>	<b>FY19 Projected</b>
Number of homicides investigated	37	30	37
<b>Objective:</b>	<b>Assign for follow-up all reports which meet the elements of burglary/theft.</b>		
<b>Performance Indicators:</b>	<b>FY17 Actual</b>	<b>FY18 Actual</b>	<b>FY19 Projected</b>
Number of burglary/theft cases assigned	1,750	1,680	1,600
<b>Objective:</b>	<b>Run background checks on all individuals who pawn firearms</b>		
<b>Performance Indicators:</b>	<b>FY17 Actual</b>	<b>FY18 Actual</b>	<b>FY19 Projected</b>
Number of weapons pawned	4,200	4,150	4,400
<b>Objective:</b>	<b>Investigate all incidents involving vehicular theft and related incidents</b>		
<b>Performance Indicators:</b>	<b>FY17 Actual</b>	<b>FY18 Actual</b>	<b>FY19 Projected</b>
Number of assigned vehicle theft cases	720	700	800
<b>Objective:</b>	<b>Enter all legible fingerprints into AFIS System</b>		
<b>Performance Indicators:</b>	<b>FY17 Actual</b>	<b>FY18 Actual</b>	<b>FY19 Projected</b>
Number of fingerprint system entries	1,385	1,700	1,282
<b>Objective:</b>	<b>Conduct four warrant sweeps to reduce the number of outstanding warrants.</b>		
<b>Performance Indicators:</b>	<b>FY17 Actual</b>	<b>FY18 Actual</b>	<b>FY19 Projected</b>
Number of warrant sweeps conducted	4	4	4



## Fire & EMS

### DEPARTMENT MISSION STATEMENT

The mission of this department is to ensure a safe community to work and raise a family, by providing the most efficient response and mitigation of fires, hazardous materials, medical, natural disasters and other emergencies that threaten the welfare of our citizens.

### Expenditures By Division

	<b>FY16 Actual</b>	<b>FY17 Actual</b>	<b>FY18 Actual*</b>	<b>FY19 Adopted</b>
4101000 Chief	\$427,666	\$425,704	\$423,295	\$423,369
4102100 Operations	\$21,462,740	\$21,223,834	\$21,501,616	\$21,176,215
4102600 Special Operations	\$1,069,620	\$1,089,137	\$1,107,635	\$1,085,442
4102800 Administrative Services	\$824,844	\$815,549	\$825,264	\$823,593
4102900 Emergency Management	\$167,813	\$175,157	\$192,422	\$185,838
4103610 Logistics & Support	\$653,024	\$605,747	\$614,306	\$623,208
<b>DEPARTMENT TOTAL</b>	<b>\$24,605,707</b>	<b>\$24,335,128</b>	<b>\$24,664,538</b>	<b>\$24,317,665</b>
<b>% CHANGE</b>		<b>-1.10%</b>	<b>1.35%</b>	<b>-1.41%</b>

\* Unaudited

### Expenditures By Category

	<b>FY16 Actual</b>	<b>FY17 Actual</b>	<b>FY18 Actual*</b>	<b>FY19 Adopted</b>
Personal Services	\$22,612,803	\$22,597,769	\$22,738,384	\$22,597,219
Operations	\$1,799,385	\$1,714,630	\$1,926,154	\$1,720,446
<b>OPERATING BUDGET</b>	<b>\$24,412,188</b>	<b>\$24,312,399</b>	<b>\$24,664,538</b>	<b>\$24,317,665</b>
Capital Budget	\$193,519	\$22,729	-	-
<b>DEPARTMENT TOTAL</b>	<b>\$24,605,707</b>	<b>\$24,335,128</b>	<b>\$24,664,538</b>	<b>\$24,317,665</b>
<b>% CHANGE</b>		<b>-1.10%</b>	<b>1.35%</b>	<b>-1.41%</b>

\* Unaudited



**Positions by Division**

	<b>FY17 Actual</b>	<b>FY18 Actual</b>	<b>FY19 Adopted</b>
<b>410-1000 Chief</b>	<b>5</b>	<b>5</b>	<b>5</b>
Chief of Fire and EMS (Director)	1	1	1
Assistant Fire Chief	1	1	1
Fire Captain EMT	1	1	1
Fire Payroll Technician	1	1	1
Administrative Coordinator	1	1	1
<b>410-2100 Operations</b>	<b>332</b>	<b>332</b>	<b>332</b>
Deputy Fire Chief	1	1	1
Battalion Chief	9	9	9
Division Chief Health, Safety & Info Sys	1	1	1
Fire Captain Logistics	2	2	2
EMS Lieutenant	1	1	1
Fire Captain	23	23	23
Fire Lieutenant	40	40	40
Fire Sergeant	62	62	62
Firefighter/EMT/Fire Medic*	191	191	191
Administrative Secretary	2	2	2
<b>410-2600 Special Operations</b>	<b>11</b>	<b>11</b>	<b>11</b>
Deputy Fire Chief	1	1	1
Training Chief	1	1	1
Fire Captain Training/Paramedic Instructor	2	2	2
Lieutenant Training	5	5	5
Administrative Secretary	2	2	2
<b>410-2800 Administrative Services</b>	<b>11</b>	<b>11</b>	<b>11</b>
Deputy Fire Chief	1	1	1
Fire Marshal	1	1	1
Assistant Fire Marshal	1	1	1
Lieutenant Fire Inspector	3	3	3
Lieutenant Investigator	1	1	1
Fire Sergeant Investigations	3	3	3
Administrative Secretary	1	1	1
<b>410-2900 Emergency Management</b>	<b>2</b>	<b>2</b>	<b>2</b>
Emergency Management Deputy Director	1	1	1
EMA Planner	1	1	1
<b>410-3610 Logistics and Support</b>	<b>3</b>	<b>3</b>	<b>3</b>
Support Technician Logistics, Civilian	1	1	1
Lieutenant Logistics	1	1	1
Firefighter	1	1	1
<b>TOTAL</b>	<b>364</b>	<b>364</b>	<b>364</b>

*\*Fourteen (14) Firefighter/EMT Positions temporarily moved from the General Fund to the Other LOST Fund, a continuation of action originally taken in FY14*

## Chief of Fire & EMS

### Program Description:

This division is responsible for the management of personnel and resources to effectively and efficiently accomplish the organizational goals of the Department of Fire and Emergency Medical Services.

## Fire/EMS Operations

### Program Description:

The Operations Division seeks to provide superior and quality fire protection services to the community. This service is predicated upon saving lives, protecting property, and preserving the environment.

<b>Goal:</b>	<b>To effectively respond to all emergencies within the appropriate time frames established by the department using established accreditation guidelines.</b>		
<b>Objective:</b>	<b>Initial responding fire apparatus to arrive within (6) minutes of dispatch and the initial full alarm assignment to arrive within (8) minutes 90% of the time.</b>		
<b>Performance Indicators:</b>	<b>FY17 Actual</b>	<b>FY18 Actual</b>	<b>FY19 Projected</b>
Percent of calls that are within the designated times.	95%	95%	95%

<b>Goal:</b>	<b>To provide quality patient care consistent with the established medical treatment protocols approved by the Medical Director.</b>		
<b>Objective:</b>	<b>To limit the number of minor patient care and documentation variances to less than 3% of all calls with zero (0) major variances.</b>		
<b>Performance Indicators:</b>	<b>FY17 Actual</b>	<b>FY18 Actual</b>	<b>FY19 Projected</b>
Number of minor patient care and documentation variances less than 3% of all calls	88%	90%	95%

<b>Goal:</b>	<b>To provide the safest, most efficient and effective emergency services to the citizens of Columbus.</b>		
<b>Objective:</b>	<b>Provide required minimum staffing for all units (24 hour shifts, 365 days per year).</b>		
<b>Performance Indicators:</b>	<b>FY17 Actual</b>	<b>FY18 Actual</b>	<b>FY19 Projected</b>
Percent of staffing for all units (24 hour shifts, 365 days per year).	99%	100%	100%

<b>Goal:</b>	<b>To meet the department's standards of cover and emergency deployment objectives for each type and magnitude of emergency incidents.</b>		
<b>Objective:</b>	<b>To respond with the appropriate number of personnel as identified in the departments standards of cover for suppression events.</b>		
<b>Performance Indicators:</b>	<b>FY17 Actual</b>	<b>FY18 Actual</b>	<b>FY19 Projected</b>
Percentage of suppression incidents where the department's approved effective response force was met	100%	100%	100%

<b>Goal:</b>	<b>To positively impact the outcome of suppression emergency events by meeting established industry Turn Out Time (TOT) response standards.</b>		
<b>Objective:</b>	<b>To meet the Commission on Fire Accreditation International, DFAI, and National Fire Protection Association , DFPA 1710 TOT benchmark standard on responding the initial fire apparatus' to a fire suppression emergency within 1 minute 20 seconds for 90% of suppression responses.</b>		
<b>Performance Indicators:</b>	<b>FY17 Actual</b>	<b>FY18 Actual</b>	<b>FY19 Projected</b>
Percentage of units TOT to a fire suppression emergency within 1 minute 20 seconds 90% of the time	85%	85%	90%
<b>Objective:</b>	<b>To meet the Commission on Fire Accreditation International, CFAI, and National Fire Protection Association , NFPA, 1710 TOT benchmark standard on responding the initial fire apparatus' to a medical alarm within 1 minute 90% of events.</b>		
<b>Performance Indicators:</b>	<b>FY17 Actual</b>	<b>FY18 Actual</b>	<b>FY19 Projected</b>
Percentage of units TOT to a medical ecall within 1 minute 90% of medical responses	78%	77%	80%

<b>Goal:</b>	<b>To enforce the State Minimum Fire Safety Standards and local fire protection requirements.</b>		
<b>Objective:</b>	<b>To conduct annual inspections on buildings identified as Special Hazards. There are approximately 816 of these special hazard buildings.</b>		
<b>Performance Indicators:</b>	<b>FY17 Actual</b>	<b>FY18 Actual</b>	<b>FY19 Projected</b>
Number of initial inspections completed on Special Hazard buldings	816	816	816

<b>Goal:</b>	<b>To reduce the total number of re-inspections conducted due to life safety violations.</b>		
<b>Objective:</b>	<b>To track re-inspections on buildings identified as Special Hazards. There are approximately 816 of these special hazard buildings.</b>		
<b>Performance Indicators:</b>	<b>FY17 Actual</b>	<b>FY18 Actual</b>	<b>FY19 Projected</b>
Number of re-inspections completed on Special Hazard buildings	250	275	250

<b>Goal:</b>	<b>To provide pro-active approaches to fire and life safety education to reduce injury and the loss of life.</b>		
<b>Objective:</b>	<b>To track the number of identified target group citizens informed of fire safety awareness.</b>		
<b>Performance Indicators:</b>	<b>FY17 Actual</b>	<b>FY18 Actual</b>	<b>FY19 Projected</b>
Number of target group citizens informed of fire safety	51,044	52,015	50,000

### **Fire/EMS Special Operations**

#### **Program Description:**

The Special Operations Division is responsible for the training and oversight of the Special Operation Teams to include Hazardous Materials Response, BioHaz/Weapons of Mass Destruction, High Angle Rope Rescue, Confined Space Rescue, Trench Rescue, Water Rescue and Wilderness Search and Rescue. Additionally, it is also responsible for the provision of high quality Fire and EMS training for all department personnel that meets or exceeds Federal, State and local government standards.

<b>Goal:</b>	<b>To satisfy annual Insurance Service Office (ISO) categories of training for all 291 field personnel in the department.</b>		
<b>Objective:</b>	<b>Provide annual Hazardous Materials training, night drill exercises, company drill exercises, ISO driver training, Officer Leadership training, and in-house training for each of the field personnel in the department.</b>		
<b>Performance Indicators:</b>	<b>FY17 Actual</b>	<b>FY18 Actual</b>	<b>FY19 Projected</b>
Percentage of personnel that completed ISO training objectives	100%	100%	100%
<b>Objective:</b>	<b>To provide a schedule and course of study that will enable each certified structural firefighter to meet annual Insurance Services Office (ISO) training. Complete six (6) hours of hazardous materials training for all field personnel in the department January through December annually.</b>		
<b>Performance Indicators:</b>	<b>FY17 Actual</b>	<b>FY18 Actual</b>	<b>FY19 Projected</b>
Percentage of personnel that completed hours	100%	100%	100%

<b>Goal:</b>	<b>To satisfy Georgia Firefighter Standards &amp; Training annual Firefighter Recertification Training Requirements.</b>		
<b>Objective:</b>	<b>Insure all certified Firefighters in the department meet the State requirements for Firefighter Recertification. Insure all certified firefighters assigned to the department obtain a minimum of 24 hours of approved classroom training between January and December of each year.</b>		
	<b>FY17</b>	<b>FY18</b>	<b>FY19</b>
<b>Performance Indicators:</b>	<b>Actual</b>	<b>Actual</b>	<b>Projected</b>
Percentage of personnel that complete Georgia Firefighter Standards & Training annual Firefighter Recertification Training Requirements.	<b>100%</b>	<b>100%</b>	<b>100%</b>
Percentage of personnel that complete 24 hours of approved classroom training.	<b>100%</b>	<b>100%</b>	<b>100%</b>

<b>Goal:</b>	<b>To provide all members of the Department with an annual medical evaluation.</b>		
<b>Objective:</b>	<b>To provide an annual medical evaluation for department personnel by following the format as listed in NFPA 1582 (7.1.1 and 7.1.2)</b>		
	<b>FY17</b>	<b>FY18</b>	<b>FY19</b>
<b>Performance Indicators:</b>	<b>Actual</b>	<b>Actual</b>	<b>Projected</b>
Percent of all field personnel who receive an annual health screen	<b>100%</b>	<b>100%</b>	<b>100%</b>
Percent of all field personnel who complete Spring fitness run	<b>100%</b>	<b>100%</b>	<b>100%</b>
Percent of all field personnel who complete Winter stress test	<b>100%</b>	<b>100%</b>	<b>100%</b>

## **Administrative Services**

### **Program Description:**

The responsibilities of the administration services division are to provide fair and equitable recruitment, hiring practices and promotional opportunities for all eligible prospective candidates. In addition, maintain personnel and medical records for all employees of the organization. The Fire Prevention division attempts to provide the safest community possible for all citizens in which to live, work and raise a family by instituting fiscally responsible and pro-active approaches to fire safety education and code enforcement which will provide a medium for accomplishing the overall mission of the Columbus Fire Department.

<b>Goal:</b>	<b>To decrease the probabilities of a fire situation by insuring fire prevention code inspections are conducted on those buildings identified as Special Hazards in the Official Code of Georgia Annotated, Sec.25-2-13.</b>		
<b>Objective:</b>	<b>To conduct annual fire prevention code inspections on buildings identified as Special Hazards.</b>		
<b>Performance Indicators:</b>	<b>FY17 Actual</b>	<b>FY18 Actual</b>	<b>FY19 Projected</b>
Percent of inspections completed on Special Hazard buildings.	<b>110%</b>	<b>125%</b>	<b>100%</b>

<b>Goal:</b>	<b>To ensure continuous customer satisfaction with Fire Prevention's response time to inquiries, requests, and complaints.</b>		
<b>Objective:</b>	<b>To respond to inquiries, requests and/or complaints within one working day.</b>		
<b>Performance Indicators:</b>	<b>FY17 Actual</b>	<b>FY18 Actual</b>	<b>FY19 Projected</b>
Percent of inquiries, requests, and complaints responded to within 1 working day.	<b>100%</b>	<b>100%</b>	<b>100%</b>

## **Emergency Management**

### **Program Description:**

The Columbus Emergency Management program is responsible for the planning and coordination of the Government's efforts to mitigate against, prepare for, respond to and recover from major emergencies. Readiness requires continuous planning, coordinating, exercising plans, training response personnel and maintaining equipment and facilities ensuring a reliable, immediate response during emergency situations. During a major emergency, the Emergency Operations Center must be capable of selectively activating to perform the necessary command control and coordination functions. The readiness posture and capability of Emergency Management must be maintained at a level to respond rapidly and efficiently to emergencies. Public awareness and knowledge of emergency conditions and procedures are critical to public safety.

<b>Goal:</b>	<b>To provide public safety/non-public safety response personnel and agencies and outside support agencies the opportunity to test their response policies and protocols through realistic exercises and drills.</b>		
<b>Objective:</b>	<b>To conceive, design, and conduct a sufficient number of tabletop, functional, and full scale exercise within this jurisdiction.</b>		
<b>Performance Indicators:</b>	<b>FY17 Actual</b>	<b>FY18 Actual</b>	<b>FY19 Projected</b>
Percent of Full Scale exercises completed	<b>100%</b>	<b>100%</b>	<b>100%</b>
Percent of Functional exercises completed	<b>100%</b>	<b>100%</b>	<b>100%</b>
Percent of Tabletop exercises completed	<b>100%</b>	<b>100%</b>	<b>100%</b>



<b>Goal:</b>	<b>To maintain efficient and effective planning, preparation, response and recovery to emergencies or disasters.</b>		
<b>Objective:</b>	<b>To review/revise, author, produce, publish and distribute all plans required by state and federal entities in order to maintain qualifications and certification as a recognized Emergency Management organization.</b>		
<b>Performance Indicators:</b>	<b>FY17 Actual</b>	<b>FY18 Actual</b>	<b>FY19 Projected</b>
Rewrite Local Emergency Operations Plan	Yes	Yes	Yes
Publish Donated Goods and Volunteer Management Plan	Yes	Yes	Yes
Review County/Region Mass Casualty Plan	Yes	Yes	Yes
<b>Goal:</b>	<b>To upgrade and enhance the technological capabilities of the City's Emergency Operations Center.</b>		
<b>Objective:</b>	<b>To ensure that the Emergency Operations Center is adequately equipped to manage emergencies regarding Homeland Security and Emergency Management issues and has the capability to integrate with state and federal agencies.</b>		
<b>Performance Indicators:</b>	<b>FY17 Actual</b>	<b>FY18 Actual</b>	<b>FY19 Projected</b>
Replace two (2) computer in EOC	N/A	N/A	100%
Emergency Management and Tracking System Software in place and in service	N/A	N/A	100%
Real time video feed capability from the mobile command vehicle to the EOC	N/A	N/A	100%

## **Logistics Support**

### **Program Description:**

To maintain all fire department buildings, vehicles and equipment according to federal, state, local and industry codes. Additionally, the division manages fixed assets, maintenance records, and both expendable and non-expendable supplies and equipment.

<b>Goal:</b>	<b>To ensure the Department of Fire and Emergency Medical Services meets or exceed all regulatory requirements regarding personal protective equipment.</b>		
<b>Objective:</b>	<b>To ensure each firefighter's personal protective equipment has met and continues to meet all applicable standards.</b>		
<b>Performance Indicators:</b>	<b>FY17 Actual</b>	<b>FY18 Actual</b>	<b>FY19 Projected</b>
Percentage of Personal Protective Equipment inspected annually.	100%	100%	100%

<b>Goal:</b>	<b>To ensure the Department of Fire and Emergency Medical Services personal protective equipment is washed and inspected biannually.</b>		
<b>Objective:</b>	<b>To ensure each firefighter's personal protective equipment (PPE) is washed and inspected biannually.</b>		
<b>Performance Indicators:</b>	<b>FY17 Actual</b>	<b>FY18 Actual</b>	<b>FY19 Projected</b>
Percentage of Personal Protective Equipment inspected annually.	<b>100%</b>	<b>100%</b>	<b>100%</b>

<b>Goal:</b>	<b>To complete SCBA Fit testing for all emergency response personnel.</b>		
<b>Objective:</b>	<b>To ensure all emergency response personnel have been fit tested annually.</b>		
<b>Performance Indicators:</b>	<b>FY17 Actual</b>	<b>FY18 Actual</b>	<b>FY19 Projected</b>
Percent of fit test complete each quarter	<b>100%</b>	<b>100%</b>	<b>100%</b>

<b>Goal:</b>	<b>Track and identify mechanisms of injury in workers compensation injuries.</b>		
<b>Objective:</b>	<b>To use workers compensation injury data to help identify solutions to reduce on-the-job injuries.</b>		
<b>Performance Indicators:</b>	<b>FY17 Actual</b>	<b>FY18 Actual</b>	<b>FY19 Projected</b>
Number of injuries each quarter	<b>66</b>	<b>54</b>	<b>60</b>



## Mucogee County Prison (MCP)

### DEPARTMENT MISSION STATEMENT

As a work prison, the mission is three-fold: To protect the public through effective control and custody of inmates, provide effective methods of self-improvement for inmates, and provide a safe and professional work environment for our staff.

#### Expenditures By Division

	<b>FY16 Actual</b>	<b>FY17 Actual</b>	<b>FY18 Actual*</b>	<b>FY19 Adopted</b>
Muscogee County 4201000 Prison	\$7,667,192	\$7,792,730	\$7,711,851	\$7,931,926
<b>DEPARTMENT TOTAL</b>	<b>\$7,667,192</b>	<b>\$7,792,730</b>	<b>\$7,711,851</b>	<b>\$7,931,926</b>
<b>% CHANGE</b>		<b>1.64%</b>	<b>-1.04%</b>	<b>2.85%</b>

*\*Unaudited*

#### Expenditures By Category

	<b>FY16 Actual</b>	<b>FY17 Actual</b>	<b>FY18 Actual*</b>	<b>FY19 Adopted</b>
Personal Services	\$5,616,226	\$5,594,616	\$5,563,049	\$5,610,781
Operations	\$2,049,966	\$2,198,114	\$2,148,802	\$2,321,145
<b>OPERATING BUDGET</b>	<b>\$7,666,192</b>	<b>\$7,792,730</b>	<b>\$7,711,851</b>	<b>\$7,931,926</b>
Capital Budget	\$1,000	-	-	-
<b>DEPARTMENT TOTAL</b>	<b>\$7,667,192</b>	<b>\$7,792,730</b>	<b>\$7,711,851</b>	<b>\$7,931,926</b>
<b>% CHANGE</b>		<b>1.64%</b>	<b>-1.04%</b>	<b>2.85%</b>

*\*Unaudited*

**Positions by Division**

	<b>FY17 Actual</b>	<b>FY18 Actual</b>	<b>FY19 Adopted</b>
<b>420-1000 Muscogee County Prison</b>	<b>110/80</b>	<b>110/80</b>	<b>112/80</b>
Accounting Clerk	1	1	1
Administrative Clerk I	1	1	1
Administrative Coordinator	1	1	1
Correctional Counselor	2	0	0
Correctional Officer*	38	38	40
Correctional Sergeant	5	5	5
Corrections Technician	21	21	21
Deputy Warden	2	2	2
Inmate Labor	80	80	80
Senior Correctional Counselor	1	3	3
Senior Correctional Officer	37	37	37
Warden	1	1	1
<b>Total Full Time/Part Time Positions</b>	<b>110/80</b>	<b>110/80</b>	<b>112/80</b>

*\*Two Correctional Officer (PS12) added in FY19*

## Muscogee County Prison

### Program Description:

The Muscogee County Prison (MCP) operates according to Georgia law, rules, and regulations of the State Board of Corrections, and the City Council. It is the responsibility of the warden to assume custody of assigned inmates under the jurisdiction of the State Board of Corrections. The warden and his personnel are charged with the responsibility of safe and secure custody, exercise service, recreation, visitation, education, and religious programs for assigned inmates.

As a work prison, MCP provides a cost-effective, inmate labor force. Inmates assigned to MCP are used to supplement the city's work force in the operation of the institution, maintenance of public roads, public services (including sanitation) and other functions of the city government.

<b>Goal:</b>	<b>To provide public safety through hypervigilance within the facility.</b>		
<b>Objective:</b>	<b>To monitor and maintain safe operations for public protection through hourly inspections &amp; documentation.</b>		
<b>Performance Indicators:</b>	<b>FY17 Actual</b>	<b>FY18 Actual</b>	<b>FY19 Projected</b>
Percentage of daily inspections and reports completed.	100%	100%	100%
Number of daily inspections and reports completed	1,800	1,800	1,800

<b>Goal:</b>	<b>To provide public safety through hypervigilance through effective supervision and accountability of inmate movement and work details for the betterment of our community.</b>		
<b>Objective:</b>	<b>To achieve maximum control for public protection.</b>		
<b>Performance Indicators:</b>	<b>FY17 Actual</b>	<b>FY18 Actual</b>	<b>FY19 Projected</b>
Percentage of Inmate head counts conducted.	100%	100%	100%
Number of Inmate head counts (outside facility).	1,125	2,190	2,381
Number of Inmate head counts (inside facility).	2,900	3,285	3,500

<b>Goal:</b>	<b>To provide public safety through hypervigilance within the facility. To strive to uphold the public's trust by being honest, competent and consistent in beliefs and actions. To be accountable to the highest standards of moral and ethical conduct.</b>
<b>Objective:</b>	<b>To deliver the 'best in class' service and promote and reward excellence as demonstrated by employees. To improve safe operations for public safety through the re-emergence of the CERT team to provide an aggressive deterrent and a show of force within the community. To be proactive and to provide the most effective and efficient service to CCG staff and the citizens of Columbus.</b>

<b>Performance Indicators:</b>	<b>FY17 Actual</b>	<b>FY18 Actual</b>	<b>FY19 Projected</b>
Number of responses to incidents, accidents, involving officers or inmates while on outside detail.	<b>158</b>	<b>145</b>	<b>130</b>
Number of deterred incidents of contraband obtained by the inmates.	<b>55</b>	<b>51</b>	<b>45</b>
Number of detail checks.	<b>558</b>	<b>409</b>	<b>500</b>





## Homeland Security

### **DEPARTMENT MISSION STATEMENT**

The mission of the Columbus Department of Homeland Security is to serve and protect the citizens of Columbus-Muscogee County and the surrounding areas by providing and coordinating resources, expertise, and advocacy involving individuals and agencies, both public and private, through a comprehensive risk-based homeland security and emergency management program in order to plan for, detect, prevent, protect, respond, mitigate, and recover from disasters or incidents caused by terrorism, criminal actions or other man-made or natural causes.

### **Expenditures By Division**

	<b>FY16 Actual</b>	<b>FY17 Actual</b>	<b>FY18 Actual*</b>	<b>FY19 Adopted</b>
4501000 Homeland Security	\$14,751	\$9,619	\$8,368	\$18,322
<b>DEPARTMENT TOTAL</b>	<b>\$14,751</b>	<b>\$9,619</b>	<b>\$8,368</b>	<b>\$18,322</b>
<b>% CHANGE</b>		<b>-34.79%</b>	<b>-13.01%</b>	<b>118.95%</b>

*\*Unaudited*

### **Expenditures By Category**

	<b>FY16 Actual</b>	<b>FY17 Actual</b>	<b>FY18 Actual*</b>	<b>FY19 Adopted</b>
Personal Services	-	-	-	-
Operations	\$14,751	\$9,619	\$8,368	\$18,322
<b>OPERATING BUDGET</b>	<b>\$14,751</b>	<b>\$9,619</b>	<b>\$8,368</b>	<b>\$18,322</b>
Capital Budget	-	-	-	-
<b>DEPARTMENT TOTAL</b>	<b>\$14,751</b>	<b>\$9,619</b>	<b>\$8,368</b>	<b>\$18,322</b>
<b>% CHANGE</b>		<b>-34.79%</b>	<b>-13.01%</b>	<b>118.95%</b>

*\*Unaudited*

## Homeland Security

### Program Description

To provide guidance, direction and coordination in mobilizing, organizing, and preparing the City of Columbus for acts of terrorism and man-made or natural disasters. The Columbus Office of Homeland Security shall develop and coordinate the implementation of a comprehensive local strategy and shall perform the functions necessary to carry out that mission under the guidance of the Public Safety Director.

<b>Goal:</b>	<b>To prevent terrorist activity.</b>		
<b>Objective:</b>	<b>To analyze intelligence, provide countermeasures and deterrence operations, provide heightened inspections, improve surveillance and security operations, provide investigations, public health and agricultural surveillance, provide interdiction and apprehension, improve disrupting illegal activity.</b>		
<b>Performance Indicators:</b>	<b>FY17 Actual</b>	<b>FY18 Actual</b>	<b>FY19 Projected</b>
Number of possible terrorist activities	8	11	15

<b>Goal:</b>	<b>Protect critical infrastructures and key resources.</b>		
<b>Objective:</b>	<b>To insure continuity of government and operations planning. Increase the awareness and understanding of threats and vulnerabilities to critical facilities. Improve sector-specific protection practices. Improve voluntary security and related information sharing.</b>		
<b>Performance Indicators:</b>	<b>FY17 Actual</b>	<b>FY18 Actual</b>	<b>FY19 Projected</b>
Number of threat assessments completed	4	7	10

<b>Goal:</b>	<b>To respond to direct effects of an incident.</b>		
<b>Objective:</b>	<b>To insure immediate actions to save lives and protect property. Meet basic human needs. Execution of emergency operation plans. Mitigate activities. Apply intelligence and increase security operations. To continue investigations and assist with law enforcement operations. To disrupt illegal activity. To attend training programs completed to ensure that emergency services are able to respond as necessary to meet the needs of the public.</b>		
<b>Performance Indicators:</b>	<b>FY17 Actual</b>	<b>FY18 Actual</b>	<b>FY19 Projected</b>
Number of training programs attended	18	21	25



## Superior Court

### DEPARTMENT MISSION STATEMENT

The Council and Clerk of Council's Office are responsible for facilitating the activities of the Columbus Council by providing administrative and public policy assistance, managing official records and documents and assisting various boards, authorities, and commissions.

### Expenditures by Division

		<b>FY16 Actual</b>	<b>FY17 Actual</b>	<b>FY18 Actual*</b>	<b>FY19 Adopted</b>
5001000	Chief Judge - Superior Court	\$302,203	\$295,331	\$298,962	\$307,537
5002000	District Attorney	\$2,211,792	\$2,170,291	\$2,135,110	\$2,376,156
5002100	Adult Probation	\$118,945	\$110,345	\$117,058	-
5002110	Juvenile Court	\$614,006	\$620,146	\$629,266	\$678,775
5002125	Circuit Wide Jury Court	\$286,300	\$292,093	\$326,078	\$341,842
5002140	Jury Manager	\$466,443	\$442,077	\$474,187	\$470,074
5002150	Judge Mullins	\$203,734	\$198,460	\$195,996	\$212,466
5002160	Judge Rumer	\$146,623	\$140,459	\$148,104	\$152,814
5002170	Judge Smith	\$148,770	\$145,104	\$146,668	\$149,946
5002180	Judge Peters	\$152,859	\$143,244	\$144,904	\$155,380
5002190	Judge Land	\$200,807	\$214,494	\$206,916	\$153,172
5002195	Judge Gottfried	\$135,338	\$136,271	\$123,657	\$213,563
5002200	Victim/Witness	\$168,394	\$173,562	\$180,439	\$189,812
5003000	Superior Court Clerk	\$1,938,629	\$1,897,056	\$1,908,669	\$2,023,414
5003310	Board of Equalization	\$80,813	\$78,734	\$98,266	\$99,807
<b>DEPARTMENT TOTAL</b>		<b>\$7,175,656</b>	<b>\$7,057,667</b>	<b>\$7,134,280</b>	<b>\$7,524,758</b>
<b>% CHANGE</b>			<b>-1.64%</b>	<b>1.09%</b>	<b>5.47%</b>

*\*Unaudited*

### Expenditures by Category

	<b>FY16 Actual</b>	<b>FY17 Actual</b>	<b>FY18 Actual*</b>	<b>FY19 Adopted</b>
Personal Services	\$6,279,213	\$6,160,292	\$6,196,591	\$6,552,121
Operations	\$883,740	\$894,896	\$937,689	\$972,637
<b>OPERATING BUDGET</b>	<b>\$7,162,953</b>	<b>\$7,055,188</b>	<b>\$7,134,280</b>	<b>\$7,524,758</b>
Capital Budget	\$12,704	\$2,479	-	-
<b>DEPARTMENT TOTAL</b>	<b>\$7,175,656</b>	<b>\$7,057,667</b>	<b>\$7,134,280</b>	<b>\$7,524,758</b>
<b>% CHANGE</b>		<b>-1.64%</b>	<b>1.09%</b>	<b>5.47%</b>

*\*Unaudited*

**Positions by Division**

		<b>FY17 Actual</b>	<b>FY18 Actual</b>	<b>FY19 Adopted</b>
<b>500-1000 Superior Court Judges</b>	<b>FT/PT</b>	<b>17/6</b>	<b>17/6</b>	<b>17/6</b>
Case Manager		1	1	1
Chief Judge Superior Court		1	1	1
Court Reporters		7	7	7
Judge Superior Court		6	6	6
Law Clerk		2	2	2
Secretary (PT Supplement)		1	1	1
Senior Judge Superior Court		4	4	4
Superior Court Coordinator (Seasonal Supplement)		1	1	1
<b>500-2000 District Attorney</b>	<b>FT/PT</b>	<b>31/0</b>	<b>33/0</b>	<b>34/0</b>
Administrative Assistant		1	1	1
Assistant District Attorney I/II/III**		10	11	11
Chief Assistant District Attorney		1	1	1
Deputy Assistant District Attorney		2	2	2
District Attorney		1	1	1
Investigator - District Attorney**		7	8	9
Investigator Supervisor - DA		1	1	1
Legal Administrative Clerk		7	7	7
Paralegal		1	1	1
<b>500-2100 Adult Probation</b>	<b>FT/PT</b>	<b>2/1</b>	<b>2/1</b>	<b>0/0</b>
Accounting Clerk***		2	2	0
Accounting Clerk (PT)****		1	1	0
<b>500-2110 Juvenile Court</b>	<b>FT/PT</b>	<b>11/0</b>	<b>11/0</b>	<b>11/0</b>
Administrative Secretary		1	1	1
Case Manager		2	2	2
Custody Investigator		3	3	3
Custody Investigator/Judicial Review Coordinator		1	1	1
Deputy Clerk II		2	2	2
Juvenile Court Coordinator*		1	1	1
Juvenile Court Director		1	1	1
<b>500-2125 Circuit Wide Juv Court</b>	<b>FT/PT</b>	<b>3/0</b>	<b>3/0</b>	<b>3/0</b>
Judge Juvenile Court Circuit Wide		2	2	2
Presiding Judge Juvenile Court Circuit Wide		1	1	1
<b>500-2140 Jury Manager</b>	<b>FT/PT</b>	<b>2/1</b>	<b>2/1</b>	<b>2/1</b>
Admin Clerk I (PT)		1	1	1
Deputy Clerk II		1	1	1
Jury Manager		1	1	1

**Positions by Division**

		<b>FY17 Actual</b>	<b>FY18 Actual</b>	<b>FY19 Adopted</b>
<b>500-2200 Victim/Witness Asst Prog</b>	<b>FT/PT</b>	<b>3/0</b>	<b>3/0</b>	<b>3/0</b>
Victim Advocate		2	2	2
Victim/Witness Program Administrator		1	1	1
<b>500-3000 Clerk of Superior Court</b>	<b>FT/PT</b>	<b>35/2</b>	<b>35/2</b>	<b>37/2</b>
Assistant Chief Deputy Clerk		3	3	3
Chief Deputy Clerk		1	1	1
Clerk of Superior Court		1	1	1
Deputy Clerk I***		2	2	4
Deputy Clerk II		21	21	21
Deputy Clerk II (PT)		2	2	2
Senior Deputy Clerk*****		7	7	7
<b>500-3310 Board of Equalization</b>	<b>FT/PT</b>	<b>1/0</b>	<b>1/0</b>	<b>1/0</b>
Board of Equalization Administrator		1	1	1
<b>Total Full Time/Part Time/Temporary Positions</b>		<b>105/10</b>	<b>107/10</b>	<b>108/9</b>

\* One (1) Juvenile Court Coordinator position has been unfunded since FY16

\*\*One (1) Assistant District Attorney (G22) and one (1) Investigator I (G16) added in FY18

\*\*One (1) Assistant District Attorney (G22) added in FY19, effective 12/29/18

\*\*\*Two (2) Accounting Clerk (G10) reclassified to Deputy Clerk I (G10) and relocated to Clerk of Superior Court in FY19

\*\*\*\*One (1) Accounting Clerk -PT (G10) deleted in FY19

\*\*\*\*\*Two (2) Senior Deputy Clerk (G14A) positions reclassified to (G14C) in FY19

\*\*\*\*\*Effective January 1, 2019, annual supplements for the Superior Court Judges of the Chattahoochee Judicial Circuit will increase by \$500

\*\*\*\*\*Effective July 1, 2018, an annual supplement in the amount of \$5,000 is hereby adopted for the Judicial Assistants of the Superior Court Judges of the Chattahoochee Judicial Circuit.

## Chief Judge - Superior Court

### Program Description:

The Superior Courts are presided over by seven judges, elected by the voters of the six counties making up the Chattahoochee Judicial Circuit. These counties are Muscogee, Chattahoochee, Harris, Marion, Talbot, and Taylor. Sessions of the court, both civil and criminal, are held in the county courthouse of each county. Felony cases, divorce/alimony, child custody, equity cases, and cases involving land titles must be tried in the Superior Court. The Superior Court has concurrent jurisdiction with the other courts to try other civil cases and misdemeanor criminal cases. In addition, this court determines appeals from the Probate Court, and in certain instances, from the Juvenile and Municipal Court.

## District Attorney

### Program Description:

The District Attorney is elected for a four-year term and is the prosecuting attorney for the Superior Courts in the Chattahoochee Judicial Circuit. The duties of this office are by statute and include the prosecution of criminal cases in Superior Court. The District attorney and his staff prosecute a broad range of felony criminal cases, in the Superior and Juvenile courts, representing the State of Georgia.

<b>Goal:</b>	<b>To prosecute cases and charges presented from all sources.</b>		
<b>Objective:</b>	<b>To keep an accounting of cases and charges presented for prosecution.</b>		
<b>Performance Indicators:</b>	<b>FY17 Actual</b>	<b>FY18 Actual</b>	<b>FY19 Projected</b>
Total cases bound over	3,838	3,384	3,500
Total charges bound over	9,726	10,253	10,000
<b>Goal:</b>	<b>To efficiently and aggressively dispose of all cases and charges in a timely manner.</b>		
<b>Objective:</b>	<b>Keep an accounting of dispositions of cases and charges.</b>		
<b>Performance Indicators:</b>	<b>FY17 Actual</b>	<b>FY18 Actual</b>	<b>FY19 Projected</b>
Total cases disposed	3,900	3,174	3,000
Total charges disposed	6,617	5,523	5,000

<b>Goal:</b>	<b>Successfully condemn assets of criminal defendants through civil forfeiture.</b>		
<b>Objective:</b>	<b>Cause the forfeiture of assets gained through criminal activity.</b>		
<b>Performance Indicators:</b>	<b>FY17 Actual</b>	<b>FY18 Actual</b>	<b>FY19 Projected</b>
Forfeitures filed	89	106	100
Forfeitures closed	49	73	75
Cases pending forfeiture	134	167	160



<b>Goal:</b>	<b>To successfully prosecute cases in the Superior and Juvenile Courts as well as the Accountability Courts.</b>		
<b>Objective:</b>	<b>Attend preliminary hearings, present cases to the Grand Jury, attend all Superior Court calendars, trials and hearings, all Accountability Court sessions, and prosecute cases in Juvenile Court.</b>		
<b>Performance Indicators:</b>	<b>FY17 Actual</b>	<b>FY18 Actual</b>	<b>FY19 Projected</b>
Recorder's Court Sessions attended		624	624
Grand Jury Sessions		52	52
Juvenile Court hearing days		300	300
Superior Court/Accountability Courts calendars and arraignments		675	500

<b>Goal:</b>	<b>Prepare case files for criminal cases in Superior and Juvenile Courts &amp; Civil Asset Forfeitures.</b>		
<b>Objective:</b>	<b>Accurately account for all cases from all sources.</b>		
<b>Performance Indicators:</b>	<b>FY17 Actual</b>	<b>FY18 Actual</b>	<b>FY19 Projected</b>
Defendants/Juveniles bound over or received	2,266	2,156	2,100
Cases bound over or received	3,272	3,450	3,000

## Juvenile Court

### Program Description:

The Juvenile Court has jurisdiction over cases involving children under the age of 17 who are alleged to be unruly, delinquent, deprived, in need of treatment (i.e., mentally, emotionally ill, or mentally retarded), or who are alleged to have committed a traffic offense. The judge, who is appointed by the Superior Court judges for a term of four years, presides over these cases as well as contested divorce custody cases transferred to the Juvenile Court by the Superior Court Judges. In FY03, a Circuit-wide Juvenile Court was established per GA 15-11-18. This includes one full-time judge and 2 part-time judges who hold preliminary/detention, shelter, and traffic hearings, assess and sign bonds, warrants and other legal documents. The support staff ensures that all cases have been properly handled by conferring with attorneys, and other professionals.

The Georgia Department of Children and Youth Services provides intake and probation officers for the court. The Intake Department is located in the Juvenile Court facility. A Protective Services Coordinator is provided by the Georgia Department of Human Resources with courtesy supervision provided by the court coordinator.

## Juvenile Court Clerk

### Program Description:

The Juvenile Court has jurisdiction over cases involving children under the age of 17 who are alleged to be unruly, delinquent, deprived, in need of treatment (i.e. mentally or emotionally ill and mentally retarded), or who are alleged to have committed a traffic offense.

## Jury Manager

### Program Description:

It is the responsibility of the Jury Manager to furnish jurors to all nine trial Courts, including grand jurors. This responsibility necessitates accompanying duties such as subpoenas, payroll, deferment, orientation and oath of jurors. The effective utilization of the services of jurors is more economical for the taxpayer and more efficient for the Courts.

## Victim/Witness Assistance Program

### Program Description:

The Victim Witness Assistance Program (VWAP) works directly with the District Attorney's Office and is responsible for helping the victims, families, and witnesses through the criminal justice system. The program informs families of the status of criminal prosecutions and helps the District Attorney's Office track the vital witnesses for their cases.

<b>Goal:</b>	<b>To identify and assist victims and witnesses in their time of need.</b>		
<b>Objective:</b>	<b>Send out victim packages, victim notification: Make telephone calls to gather information on victims and witnesses, inform them of upcoming court date and offer support. Enter data into Tracker for accurate documentation and reference.</b>		
<b>Performance Indicators:</b>	<b>FY17 Actual</b>	<b>FY18 Actual</b>	<b>FY19 Projected</b>
Services Performed	101,766	89,683	96,000

<b>Goal:</b>	<b>To attend all court sessions</b>		
<b>Objective:</b>	<b>To support victims and witnesses in all six (6) counties throughout the Chattahoochee Judicial Circuit.</b>		
<b>Performance Indicators:</b>	<b>FY17 Actual</b>	<b>FY18 Actual</b>	<b>FY19 Projected</b>
Chattahoochee Judicial Circuit New Victims Served	1,191	5,014	5,400

<b>Goal:</b>	<b>To assist victims with debts incurred as a result of violent crime and to encourage victims to participate in the Criminal Justice System.</b>		
<b>Objective:</b>	<b>Compensation is available for medical and dental expenses, as well as mental health counseling expenses, funeral expenses, economic support, and crime scene clean up.</b>		
<b>Performance Indicators:</b>	<b>FY17 Actual</b>	<b>FY18 Actual</b>	<b>FY19 Projected</b>
Claims filed	423	462	888

<b>Goal:</b>	<b>Restitution request for loss involving medical and property.</b>		
<b>Objective:</b>	<b>Restitution is now required by the courts for medical and loss of property. Our goal and objective is to see that the victim is compensated within the scope of the program.</b>		
<b>Performance Indicators:</b>	<b>FY17 Actual</b>	<b>FY18 Actual</b>	<b>FY19 Projected</b>
Number of cases requesting restitution	985	955	1,812
Number of defendants	1,182	1,159	2,148

## **Clerk of Superior Court**

### **Program Description:**

The Clerk of Superior Court serves in the capacity as Clerk of Superior Court, Juvenile Court, and as Clerk of State Courts. This is an elected person with a term of four years. The clerk's main responsibility is to serve as the recorder of all real estate transactions for Muscogee County, and to collect delinquent fines.

## **Board of Equalization**

### **Program Description:**

The Board of Equalization is required by State Law to allow all property owners of Muscogee County, Georgia citizen's the opportunity to contest property tax valuations by the Tax Assessor's Office.



## State Courts

### State Court

#### **DEPARTMENT MISSION STATEMENT**

To conduct a thorough, fair, vigorous and just prosecution of all misdemeanor cases bound over from Recorder's and Municipal courts in Muscogee County.

#### **Expenditures By Division**

	<b>FY16 Actual</b>	<b>FY17 Actual</b>	<b>FY18 Actual*</b>	<b>FY19 Adopted</b>
5101000 State Court Judges	\$590,072	\$586,374	\$574,422	\$602,440
5102000 Solicitor	\$1,071,798	\$1,068,011	\$1,117,496	\$1,106,284
<b>DEPARTMENT TOTAL</b>	<b>\$1,661,870</b>	<b>\$1,654,385</b>	<b>\$1,691,918</b>	<b>\$1,708,724</b>
<b>% CHANGE</b>		<b>-0.45%</b>	<b>2.27%</b>	<b>0.99%</b>

*\*Unaudited*

#### **Expenditures By Category**

	<b>FY16 Actual</b>	<b>FY17 Actual</b>	<b>FY18 Actual*</b>	<b>FY19 Adopted</b>
Personal Services	\$1,614,528	\$1,600,433	\$1,627,487	\$1,633,911
Operations	\$47,342	\$53,952	\$64,431	\$74,813
<b>OPERATING BUDGET</b>	<b>\$1,661,870</b>	<b>\$1,654,385</b>	<b>\$1,691,918</b>	<b>\$1,708,724</b>
Capital Budget	-	-	-	-
<b>DEPARTMENT TOTAL</b>	<b>\$1,661,870</b>	<b>\$1,654,385</b>	<b>\$1,691,918</b>	<b>\$1,708,724</b>
<b>% CHANGE</b>		<b>-0.45%</b>	<b>2.27%</b>	<b>0.99%</b>

*\*Unaudited*

### Positions by Division

		<b>FY17 Actual</b>	<b>FY18 Actual</b>	<b>FY19 Adopted</b>
<b>510-1000 State Court Judges</b>	<b>FT/PT</b>	<b>6/0</b>	<b>6/0</b>	<b>6/0</b>
Court Reporter		2	2	2
Senior Deputy Clerk		2	2	2
State Court Judges		2	2	2
<b>510-2000 Solicitor</b>	<b>FT/PT</b>	<b>14/0</b>	<b>14/0</b>	<b>14/0</b>
Assistant Solicitor General		4	4	4
Chief Assistant Solicitor General		1	1	1
Court Coordinator		1	1	1
Investigator - Solicitor General		4	4	4
Investigator Supervisor		1	1	1
Judicial Admin Tech II		1	1	1
Senior Deputy Clerk		1	1	1
Solicitor State Court		1	1	1
<b>Total Full Time/Part Time Positions</b>		<b>20/0</b>	<b>20/0</b>	<b>20/0</b>

### State Court Judges

#### Program Description:

The State Courts are presided over by two judges who are elected for a term of four years. The Court tries both civil and criminal cases with a jury composed of twelve persons. Criminal cases tried in this court are limited to misdemeanors and appeals from Recorder's Court by the State Constitution.

### State Court Solicitor

#### Program Description:

The State Court Solicitor's Office prosecutes all Muscogee County misdemeanor and City Ordinance violations appealed from Recorder's Court. Investigators collect all warrants, citations, reports, documents, records, histories and evidence, including witness interviews. Recommendations for disposition and sentencing are made and cases are presented to a Judge for pleas. The Solicitor's Office coordinates jail pleas and arraignment dockets before a State Court Judge. The Solicitor's Office works in tandem with a State Court Judge-appointed probation company to ensure fine payments, community service performance, jail reporting and restitution. The Solicitor's Office originates warrants for a variety of reasons including probation violations and failure to appear for court dates.

<b>Goal:</b>	<b>To accurately and efficiently prosecute cases in a timely manner.</b>		
<b>Objective:</b>	<b>To accurately compile cases from case initiation to arraignment within two months.</b>		
	<b>FY17 Actual</b>	<b>FY18 Actual</b>	<b>FY19 Projected</b>
<b>Performance Indicators:</b>			
Number of cases prosecuted.	<b>6,188</b>	<b>7,500</b>	<b>7,800</b>

<b>Goal:</b>	<b>To thoroughly investigate all cases.</b>		
<b>Objective:</b>	<b>To gather law enforcement reports and warrants, run criminal histories, interview witnesses, draft accusations, prepare other written documentation, and compile case files within two (2) months of receiving cases bound over from Recorder's Court and Municipal Courts.</b>		
<b>Performance Indicators:</b>	<b>FY17 Actual</b>	<b>FY18 Actual</b>	<b>FY19 Projected</b>
Number of case files.	<b>6,188</b>	<b>7,500</b>	<b>7,800</b>





## Public Defender

### **DEPARTMENT MISSION STATEMENT**

To process cases through the criminal justice system as expediently as possible while providing high quality and professional representation of clients.

#### **Expenditures By Division**

		<b>FY16 Actual</b>	<b>FY17 Actual</b>	<b>FY18 Actual*</b>	<b>FY19 Adopted</b>
5201000	Public Defender	\$1,398,182	\$1,552,513	\$1,765,588	\$1,871,609
5202000	Muscogee County Public Defender	\$218,263	\$242,831	\$190,834	\$169,520
<b>DEPARTMENT TOTAL</b>		<b>\$1,616,445</b>	<b>\$1,795,344</b>	<b>\$1,956,422</b>	<b>\$2,041,129</b>
<b>% CHANGE</b>			<b>11.07%</b>	<b>8.97%</b>	<b>4.33%</b>

*\*Unaudited*

#### **Expenditures By Category**

	<b>FY16 Actual</b>	<b>FY17 Actual</b>	<b>FY18 Actual*</b>	<b>FY19 Adopted</b>
Personal Services	\$476,431	\$509,439	\$459,296	\$463,668
Operations	\$1,062,991	\$1,285,905	\$1,497,126	\$1,577,461
<b>OPERATING BUDGET</b>	<b>\$1,539,422</b>	<b>\$1,795,344</b>	<b>\$1,956,422</b>	<b>\$2,041,129</b>
Capital Budget	\$77,023	-	-	-
<b>DEPARTMENT TOTAL</b>	<b>\$1,616,445</b>	<b>\$1,795,344</b>	<b>\$1,956,422</b>	<b>\$2,041,129</b>
<b>% CHANGE</b>		<b>11.07%</b>	<b>8.97%</b>	<b>4.33%</b>

*\*Unaudited*

## **PUBLIC DEFENDER**

		<b>FY17</b>	<b>FY18</b>	<b>FY19</b>
		<b>Actual</b>	<b>Actual</b>	<b>Adopted</b>
<b>520-1000 Public Defender</b>	<b>FT/PT</b>	<b>9/1</b>	<b>9/1</b>	<b>9/1</b>
Assistant Public Defender*		1	1	1
Investigator - Public Defender		6	6	6
Legal Administrative Clerk II		1	1	1
Legal Administrative Clerk I		1	1	1
Assistant Public Defender (PT)*		1	1	1
<b>Total Full Time/Part Time Positions</b>		<b>9/1</b>	<b>9/1</b>	<b>9/1</b>

*\*Assistant Public Defender (FT & PT) positions that were funded in 520-2000 have been unfunded in FY18 due to revised Circuit Wide Public Defender contract*



## Municipal Court

### Expenditures By Division

		<b>FY16 Actual</b>	<b>FY17 Actual</b>	<b>FY18 Actual*</b>	<b>FY19 Adopted</b>
5301000	Municipal Court Judge	\$363,479	\$367,879	\$371,132	\$365,547
5302000	Clerk of Municipal Court	\$703,774	\$719,458	\$706,912	\$760,464
5303000	Marshal	\$1,087,670	\$1,037,959	\$1,043,458	\$1,064,519
<b>DEPARTMENT TOTAL</b>		<b>\$2,154,923</b>	<b>\$2,125,296</b>	<b>\$2,121,502</b>	<b>\$2,190,530</b>
<b>% CHANGE</b>			<b>-1.37%</b>	<b>-0.18%</b>	<b>3.25%</b>

*\*Unaudited*

### Expenditures By Category

		<b>FY16 Actual</b>	<b>FY17 Actual</b>	<b>FY18 Actual*</b>	<b>FY19 Adopted</b>
Personal Services		\$2,033,631	\$2,013,672	\$1,986,496	\$2,051,052
Operations		\$121,293	\$108,877	\$135,006	\$139,478
<b>OPERATING BUDGET</b>		<b>\$2,154,923</b>	<b>\$2,122,549</b>	<b>\$2,121,502</b>	<b>\$2,190,530</b>
Capital Budget		-	\$2,747	-	-
<b>DEPARTMENT TOTAL</b>		<b>\$2,154,923</b>	<b>\$2,125,296</b>	<b>\$2,121,502</b>	<b>\$2,190,530</b>
<b>% CHANGE</b>			<b>-1.37%</b>	<b>-0.18%</b>	<b>3.25%</b>

*\*Unaudited*

**Positions by Division**

	<b>FY17 Actual</b>	<b>FY18 Actual</b>	<b>FY19 Adopted</b>
<b>530-1000 Municipal Court Judge FT/PT</b>	<b>5/1</b>	<b>5/1</b>	<b>5/1</b>
Associate Judge (Supplement)	1	1	1
Court Coordinator	1	1	1
Deputy Clerk II	2	2	2
Municipal Court Judge	1	1	1
Senior Deputy Clerk	1	1	1
<b>530-2000 Clerk of Municipal Court FT/PT</b>	<b>14/0</b>	<b>14/0</b>	<b>14/0</b>
Administrative Assistant	1	1	1
Clerk of Municipal Court	1	1	1
Court Coordinator I	1	1	1
Deputy Clerk I	1	1	1
Deputy Clerk II	9	8	8
Senior Deputy Clerk	1	2	2
<b>530-3000 Marshal FT/PT</b>	<b>14/7</b>	<b>14/7</b>	<b>14/7</b>
Administrative Assistant	1	1	1
Chief Deputy Marshal	1	1	1
Communication Technician III	1	1	1
Deputy Marshal	4	4	4
Deputy Marshal Captain	2	2	2
Deputy Marshal Corporal	2	2	2
Deputy Marshal Lieutenant	1	1	1
Deputy Marshal Sergeant	1	1	1
Municipal Court Marshal	1	1	1
Reserve Deputy Bailiff*	7	7	7
<b>Total Full Time/Part Time Positions</b>	<b>33/8</b>	<b>33/8</b>	<b>33/8</b>

*\*The number of Reserve Bailiff Positions varies*

## **Municipal Court Judge**

### **Program Description:**

The Magistrate Court of Muscogee County has jurisdiction of civil claims where exclusive jurisdiction is not vested in superior court. Magistrate court is confined in most cases to a monetary limit of \$15,000. The court handles the issuance of summons, trial of issues, and issuance of writs and judgement's in dispossessory proceedings and distress warrants. This court also handles: garnishments, abandoned vehicles and interrogatories. The Magistrate court provides for the filing of answers, counterclaims, and other pleadings, directly related to Magistrate Court cases. The court handles all of its scheduling if hearings in conjunction with those hearings set for Municipal Court.

<b>Goal:</b>	<b>The Municipal Court of Columbus shall maintain less than 175 docketed cases per monthly docket.</b>		
<b>Objective:</b>	<b>The Magistrate Court of Muscogee County shall provide for a final hearing on all litigated cases in which an answer has been filed, no later than 90 days from the filing of said answer. The allowable exception being if both parties request a continuance of the trial beyond the 90 day period.</b>		
<b>Performance Indicators:</b>	<b>FY17 Actual</b>	<b>FY18 Actual</b>	<b>FY19 Projected</b>
Number of cases that went to trial.	600	600	600

## **Clerk of Municipal Court**

### **Program Description:**

The voters of Muscogee County elect the Clerk of Municipal Court to a four-year term. Municipal Court has jurisdiction of civil cases when the amount does not exceed \$15,000 including suits for damages, breach of contract, and garnishments and writs of possession up to \$15,000. In addition, all dispossessory proceedings, attachment levies, foreclosure liens and distress warrants are handled in Municipal Court. The Clerk of Municipal Court must record and maintain minutes and pleadings; collect and disburse court monies and costs to litigants. Warrants are also issued for bad checks, peace, criminal charges and good behavior.

<b>Goal:</b>	<b>Provide equal access to a fair and effective system of justice for all without excessive cost, inconvenience, or delay, with sensitivity to an increasindly diverse society. Aspire daily to administer the duties of our ffice fairly, profesionally and responsibly. To minimize the processing time of civil and criminal actions filed in the Municipal court and to insure our citizens of a fair and timely disposition of their case.</b>		
<b>Objective:</b>	<b>To familiarize Municipal Court staff with changing laws in an effort to assist those citizens seeking the services of the Municipal court and to reduce the 3 to 4 day processing time by the inclusion of additional staff to address the rising caseloads.</b>		
<b>Performance Indicators:</b>	<b>FY17 Actual</b>	<b>FY18 Actual</b>	<b>FY19 Projected</b>
Criminal and Civil cases	25,700	27,500	32,000

## **Marshal**

### **Program Description:**

The Marshal's Department enforces the orders, writs and precepts of the Municipal Court. The department has original jurisdiction to enforce all orders and directives of the Municipal and Magistrate Courts.

<b>Goal:</b>	<b>To increase the service and quality of all processes of Municipal Court and provide superior law enforcement.</b>		
<b>Objective:</b>	<b>To ensure all civil papers are served in a timely manner and deputies are providing law enforcement when needed.</b>		
<b>Performance Indicators:</b>	<b>FY17 Actual</b>	<b>FY18 Actual</b>	<b>FY19 Projected</b>
Number of Civil Papers Served	19,198	18,690	20,900
Number of Evictions completed	4,967	4,592	5,200
Schedules and Monies taken in	\$41,534	\$24,660	\$49,000

<b>Goal:</b>	<b>To serve all civil processess within two (2) days of receiving them from the Clerk's Office.</b>		
<b>Objective:</b>	<b>To employ, train and retain additional deputies to reduce the number of days to serve civil processes from 5 days to 2 days.</b>		
<b>Performance Indicators:</b>	<b>FY17 Actual</b>	<b>FY18 Actual</b>	<b>FY19 Projected</b>
Number of Civil Papers Served	19,198	18,690	20,900

<b>Goal:</b>	<b>To execute all evictions within 7 to 10 days of receiving the Writ of Possession.</b>		
<b>Objective:</b>	<b>To employ, train and retain additional deputies to reduce the number of days to schedule and execute an eviction from 15-30 days to 7-10 days. This inlcudes rain delays and unforeseen circumstances.</b>		
<b>Performance Indicators:</b>	<b>FY17 Actual</b>	<b>FY18 Actual</b>	<b>FY19 Projected</b>
Number of Evictions completed	4,967	4,592	5,200

<b>Goal:</b>	<b>To assist every customer in a timely and efficient manner and to provide effective security for the Magistrate and Municipal Courts to insure the safety of the public and court personnel.</b>		
<b>Objective:</b>	<b>To insure there are adequate personnel to manage the office and courts at all times.</b>		
<b>Performance Indicators:</b>	<b>FY17 Actual</b>	<b>FY18 Actual</b>	<b>FY19 Projected</b>
Schedules and Monies taken in	\$41,534.13	\$24,660.00	\$49,000.00





## Probate Court

### Probate Court

#### Expenditures By Division

	FY16 Actual	FY17 Actual	FY18 Actual*	FY19 Adopted
5401000 Judge of Probate	\$436,998	\$444,187	\$433,215	\$519,038
<b>DEPARTMENT TOTAL</b>	<b>\$436,998</b>	<b>\$444,187</b>	<b>\$433,215</b>	<b>\$519,038</b>
<b>% CHANGE</b>		<b>1.65%</b>	<b>-2.47%</b>	<b>19.81%</b>

*\*Unaudited*

#### Expenditures By Category

	FY16 Actual	FY17 Actual	FY18 Actual*	FY19 Adopted
Personal Services	\$390,181	\$395,698	\$380,594	\$469,098
Operations	\$46,818	\$48,489	\$52,621	\$49,940
<b>OPERATING BUDGET</b>	<b>\$436,998</b>	<b>\$444,187</b>	<b>\$433,215</b>	<b>\$519,038</b>
Capital Budget	-	-	-	-
<b>DEPARTMENT TOTAL</b>	<b>\$436,998</b>	<b>\$444,187</b>	<b>\$433,215</b>	<b>\$519,038</b>
<b>% CHANGE</b>		<b>1.65%</b>	<b>-2.47%</b>	<b>19.81%</b>

*\*Unaudited*

### Positions by Division

		FY17 Actual	FY18 Actual	FY19 Adopted
540-1000 Probate Court	FT/PT	6/0	6/0	7/0
Associate Judge***		0	0	1
Chief Clerk/License Supervisor**		1	1	1
Deputy Clerk II*		3	3	2
Fiduciary Compliance Officer/Law Clerk JD***		1	1	0
Passport Supervisor/Senior Deputy Clerk**		0	0	1
Probate Judge		1	1	1
Senior Deputy Clerk**		0	0	1
<b>Total Full Time/Part Time Positions</b>		<b>6/0</b>	<b>6/0</b>	<b>7/0</b>

*\*One (1) Deputy Clerk II added in FY19*

*\*\*One (1) Deputy Clerk II (G12) reclassified to Senior Deputy Clerk (G14), one (1) Deputy Clerk II (G12) reclassified to Passport Supervisor/Senior Deputy Clerk (G14), and one (1) Chief Clerk/License Supervisor reclassified (G16) to (G18) in FY19*

*\*\*\*One (1) Fiduciary Compliance/Law Clerk w/JD (G20) reclassified to Associate Judge (G22) in FY19, effective 12/29/18*

## Judge of Probate

### Program Description:

The Judge of Probate is elected to a four-year term. Legal issues regarding the probate of wills; administration of estates; marriage licenses; mental health statutes; and guardians for minors are handled by this Court.

<b>Goal:</b>	<b>To satisfy the court's mission in a prompt accurate, courteous and professional manner, and to effectively issue marriage and weapons carry licenses in a timely and professional manner.</b>		
<b>Objective:</b>	<b>To achieve our goal in providing the services that accomplished our mission in an efficient and professional manner while upholding Georgia law.</b>		
	<b>FY17</b>	<b>FY18</b>	<b>FY19</b>
<b>Performance Indicators:</b>	<b>Actual</b>	<b>Actual</b>	<b>Projected</b>
Marriage licenses issued	2,179	2,160	2,200
Weapons carry licenses issued	2,784	3,000	3,000

<b>Goal:</b>	<b>To satisfy the court's mission in a prompt accurate, courteous and professional manner, and to effectively process passport applications in a timely and professional manner.</b>		
<b>Objective:</b>	<b>To achieve our goal in providing the services that accomplished our mission in an efficient and professional manner.</b>		
	<b>FY17</b>	<b>FY18</b>	<b>FY19</b>
<b>Performance Indicators:</b>	<b>Actual</b>	<b>Actual</b>	<b>Projected</b>
Number of passport applications accepted	N/A	N/A	1,850

<b>Goal:</b>	<b>To satisfy the court's mission in a prompt accurate, courteous and professional manner, and to successfully process administration and estate proceedings.</b>		
<b>Objective:</b>	<b>To achieve our goal in providing the services that accomplished our mission in an efficient and professional manner while upholding Georgia Law.</b>		
	<b>FY17</b>	<b>FY18</b>	<b>FY19</b>
<b>Performance Indicators:</b>	<b>Actual</b>	<b>Actual</b>	<b>Projected</b>
Number of completed estate proceedings docketed,	N/A	992	1,000

<b>Goal:</b>	<b>To satisfy the court's mission in a prompt accurate, courteous and professional manner, and to effectively preside over hearings determining outpatient/inpatient treatment.</b>		
<b>Objective:</b>	<b>To achieve our goal in providing the services that accomplished our mission in an efficient and professional manner while upholding Georgia law.</b>		
	<b>FY17</b>	<b>FY18</b>	<b>FY19</b>
<b>Performance Indicators:</b>	<b>Actual</b>	<b>Actual</b>	<b>Projected</b>
Number of completed involuntary treatment	N/A	110	100



## Sheriff

### DEPARTMENT MISSION STATEMENT

We, the members of the Muscooke County Sheriff's Office, are dedicated to safeguarding the lives and property of our community through fair and impartial treatment of all citizens. We strive to protect the community and to operate the Muscooke County Jail within the boundaries of the State and U.S. Constitutions while providing safe, humane and secure environment for both the staff and inmates. We are committed to effectively serving the Judiciary needs of all the Courts within our jurisdiction. We seek to strengthen our partnerships with all facets of our community and will fulfill our duties by adapting to the changing needs of our citizens and by adhering to the highest standards of integrity, ethics and professionalism when performing our duties as employees of Muscooke County Sheriff's Office.

#### Expenditures By Division

	FY16 Actual	FY17 Actual	FY18 Actual*	FY19 Adopted
5501000 Administration	\$2,201,838	\$2,148,227	\$2,166,144	\$1,917,533
5502100 Operations	\$4,146,457	\$4,223,757	\$4,310,661	\$4,057,316
5502300 Training	-	-	-	\$362,790
5502400 Motor Transport	\$267,092	\$301,908	\$381,639	\$280,000
5502500 Records Court	\$109,371	\$69,582	\$15,329	-
5502600 Detention	\$14,502,820	\$14,359,338	\$13,629,073	\$14,873,337
5502650 Medical	\$4,356,078	\$4,407,525	\$4,194,619	\$4,481,968
<b>DEPARTMENT TOTAL</b>	<b>\$25,583,656</b>	<b>\$25,510,337</b>	<b>\$24,697,465</b>	<b>\$25,972,944</b>
<b>% CHANGE</b>		<b>-0.29%</b>	<b>-3.19%</b>	<b>5.16%</b>

*\*Unaudited*

#### Expenditures By Category

	FY16 Actual	FY17 Actual	FY18 Actual*	FY19 Adopted
Personal Services	\$18,445,906	\$18,238,556	\$17,514,139	\$18,547,667
Operations	\$7,137,750	\$7,271,781	\$7,183,326	\$7,425,277
<b>OPERATING BUDGET</b>	<b>\$25,583,656</b>	<b>\$25,510,337</b>	<b>\$24,697,465</b>	<b>\$25,972,944</b>
Capital Budget	-	-	-	-
<b>DEPARTMENT TOTAL</b>	<b>\$25,583,656</b>	<b>\$25,510,337</b>	<b>\$24,697,465</b>	<b>\$25,972,944</b>
<b>% CHANGE</b>		<b>-0.29%</b>	<b>-3.19%</b>	<b>5.16%</b>

*\*Unaudited*

**Positions by Division**

		<b>FY17 Actual</b>	<b>FY18 Actual</b>	<b>FY19 Adopted</b>
<b>550-1000 Administration</b>	<b>FT/PT</b>	<b>31/2</b>	<b>31/2</b>	<b>26/2</b>
Accounting Technician		1	1	1
Administrative Clerk I		1	1	1
Administrative Clerk II		1	1	1
Administrative Coordinator		1	1	1
Administrative Secretary		3	2	2
Administrative Secretary (PT)		2	2	2
Captain		1	1	1
Chief Deputy Sheriff**		1	1	1
Criminal Record Technician****		1	1	0
Deputy Sheriff**		2	1	2
Deputy Sheriff Field Training Officer****		2	2	0
Deputy Sheriff Technician*		3	2	2
Identification Technician		0	3	3
Investigator		1	1	1
Judicial Administrative Technician II		3	3	3
Lieutenant****		2	2	1
Major**		3	4	3
Sergeant***		4	3	2
Sheriff		1	1	1
<b>550-2100 Operations</b>	<b>FT/PT</b>	<b>60/86</b>	<b>62/86</b>	<b>64/86</b>
Administrative Clerk II		1	1	1
Administrative Coordinator		1	1	1
Administrative Secretary*		0	1	1
Bailiffs PT		45	45	45
Captain**		0	1	1
Communication Technician III		3	3	3
Deputy Sheriff*		22	22	23
Deputy Sheriff Field Training Officer		2	2	2
Deputy Sheriff Technician*		8	9	9
Investigator		7	7	7
Lieutenant**		6	6	6
Major		1	1	1
Reserve Deputy -PT		41	41	41
Security Guards		2	2	2
Sergeant***		7	6	7
<b>550-2300 Training</b>	<b>FT/PT</b>	<b>5/0</b>	<b>5/0</b>	<b>5/0</b>
Criminal Record Technician****		0	0	1
Deputy Sheriff Field Training Officer****		0	0	2
Lieutenant****		0	0	1
Sergeant****		0	0	1
<b>550-2600 Detention</b>	<b>FT/PT</b>	<b>237/0</b>	<b>235/0</b>	<b>232/0</b>
Accounting Clerk		1	1	1
Captain		2	2	2
Criminal Records Technician		5	5	5
Deputy Sheriff*****		108	108	106
Deputy Sheriff Field Training Officers		7	7	7
Deputy Sheriff Technician*		1	1	1
Health Service Administrator		1	1	1

### Positions by Division

	FY17 Actual	FY18 Actual	FY19 Adopted
Identification Technician*	8	5	5
Jail Commander*****	1	1	1
Lieutenant	6	6	6
Major*	1	0	0
Sergeant*	21	22	21
Sheriff Correctional Officer	74	75	75
Sheriff Human Resources Technician	1	1	1
<b>Total Full Time/Part Time Positions</b>	<b>328/88</b>	<b>328/88</b>	<b>327/88</b>

*\*Various position movement between units*

*\*\*One (1) Deputy Sheriff (PS14) reclassified to Major (PS23G), one (1) Deputy Sheriff (PS14) reclassified to Major (PS23E), one (1) Lieutenant (PS20) reclassified to Captain (PS22), and one (1) Chief Deputy Sheriff reclassified (PS24D) to (PS24F) in FY18*

*\*\*\*One (1) Sergeant (PS18) reclassified to Lieutenant (PS20) in FY18 Mid-Year*

*\*\*\*\*One (1) Criminal Records Technician (G10), two (2) Deputy Sheriff Field Training Officer (PS16), one (1) Lieutenant (PS20), and one (1) Sergeant (PS18) moved from Sheriff unit to new unit, Training, in FY19*

*\*\*\*\*\*One (1) Jail Commander reclassified (PS23C) to (PS23D), one (1) Chief Deputy Sheriff reclassified (PS24F) to (PS24H), and one (1) Major (PS23C) reclassified to Deputy Sheriff (PS14) in FY19*

*\*\*\*\*\*One (1) Deputy Sheriff deleted in FY19*

## Administration

### Program Description:

The Administrative Bureau provides Administrative support to the various divisions within the Sheriff's Office. This division performs numerous tasks on a daily basis in order to provide this support. We seek to strengthen our partnership and relationship in all aspects of our community and fulfill our duties by adapting to changing needs of our community and by adhering to the highest standards of Integrity, ethics and professionalism when in the performance of our duties as Deputy Sheriff's of Muscogee County.



<b>Goal:</b>	To provide for the expedient service of civil process and criminal warrants, manage and track all sex offenders, maintain security and safety of the courts and all government buildings, and maintain readiness of all special operations units for quick and effective deployment.		
<b>Objective:</b>	To attempt service all civil process within two days of receipt.		
<b>Objective:</b>	To attempt execution of criminal warrants within two days of receipt.		
<b>Performance Indicators:</b>	<b>FY17 Actual</b>	<b>FY18 Actual</b>	<b>FY19 Projected</b>
Number of civil documents processed	31,330	32,000	32,500
Number of criminal warrants executed	2,240	3,500	4,000

<b>Goal:</b>	To provide service in a fair, efficient, and effective manner with well trained, professional deputies possessing a high degree of ethics and integrity.		
<b>Objective:</b>	Recruit, process, and investigate all applicants consistent with the hiring guidelines.		
<b>Performance Indicators:</b>	<b>FY17 Actual</b>	<b>FY18 Actual</b>	<b>FY19 Projected</b>
Number of applicants processed	113	106	120
Number of applicants hired	24	47	50
Number of resignations/terminations	55	64	60
<b>Objective:</b>	Conduct monthly review of agency budget and report status.		
<b>Performance Indicators:</b>	<b>FY17 Actual</b>	<b>FY18 Actual</b>	<b>FY19 Projected</b>
Number of budget reviews	6	12	12
<b>Objective:</b>	Conduct quarterly meetings to review the progress of set goals and objectives.		
<b>Performance Indicators:</b>	<b>FY17 Actual</b>	<b>FY18 Actual</b>	<b>FY19 Projected</b>
Number of goals and objectives reviews	2	4	4
<b>Objective:</b>	Track all use of force incidents for compliance with policy and procedure.		
<b>Performance Indicators:</b>	<b>FY17 Actual</b>	<b>FY18 Actual</b>	<b>FY19 Projected</b>
Number of Use of Force incidents	101	51	50
<b>Objective:</b>	Conduct background investigations on all applicants.		
<b>Performance Indicators:</b>	<b>FY17 Actual</b>	<b>FY18 Actual</b>	<b>FY19 Projected</b>
Number of background/CVSA investigations	32	69	80
Number of complaints investigated	25	18	20

## Operations

### Program Description:

The Operations Bureau of the Muscogee County Sheriff's Office is responsible for the following: Patrol Services, Courts Services, Investigative/Felony Apprehension Services (internal and external), civil processes, misdemeanor warrant apprehension and services, Canine Services, Sex Offenders registration and verification, Special Events, Special Response Teams, out of town transports, and Mobile Command Deployment.

<b>Goal:</b>	<b>To provide continuous patrol services for the citizens and government of Muscogee County, Georgia, and to ensure vital support to all Divisions and Bureau's of the Muscogee County Sheriff's Office. Render these services by adhering to the highest standards of professionalism and integrity that meets the expectations of all our customers.</b>		
<b>Objective:</b>	<b>To provide a safe and secure environment in the courts.</b>		
<b>Objective:</b>	<b>To minimize the number of inmates being transported from the County Jail to the Government Center for court.</b>		
<b>Objective:</b>	<b>To minimize the number of out-of-town juvenile transports.</b>		
<b>Objective:</b>	<b>To provide for a quick response of a well-trained Special Response Team for tactical situations.</b>		
<b>Objective:</b>	<b>To receive and process all civil and criminal processes on the date they are received and forward to Operations Bureau for service within a maximum of two days.</b>		
<b>Performance Indicators:</b>	<b>FY17 Actual</b>	<b>FY18 Actual</b>	<b>FY19 Projected</b>
Court cases requiring coverage	34,000	42,808	43,000
Prisoners transported to court from the jail	4,300	5,350	5,500
Juveniles Transported out-of-town	150	395	400
Special Response Team Call Outs	60	59	60
Civil Papers and Criminal Warrants Checked	26,650	36,107	39,000

<b>Goal:</b>	<b>Protect and serve all Courts that operate judicially within Muscogee County.</b>		
<b>Objective:</b>	<b>Provide protection for judges, attorneys, court staff, jurors, citizens, and prisoners. Ensure courtrooms are monitored and well maintained. Maintain order and enforce court directives that ensure the courts can function judicially prudent lending to operational efficiency and preserving the integrity and legal methods of Judicial System.</b>		
<b>Performance Indicators:</b>	<b>FY17 Actual</b>	<b>FY18 Actual</b>	<b>FY19 Projected</b>
Court Cases attended	42,000	42,808	43,000

## Motor Transport

### Program Description:

The main function of the Motor Transport division is to ensure that all departmental vehicles are in proper operating condition and meet prescribed safety standards. Motor transport is responsible for monitoring vehicle activity and scheduling preventative maintenance and needed repairs.

## Jail

### Program Description:

The Muscogee County Detention Center is a housing facility for pretrial state, local, federal, and sentenced misdemeanants/city ordinance inmates. In addition, the Detention Center on average holds 100-150 state inmates.

<b>Goal:</b>	<b>To provide a safe and secure environment for our staff and inmates.</b>		
<b>Objective:</b>	<b>Proactive supervision and quality control of processes.</b>		
	<b>FY17</b>	<b>FY18</b>	<b>FY19</b>
<b>Performance Indicators:</b>	<b>Actual</b>	<b>Actual</b>	<b>Projected</b>
Increased participation in inmate programs	600	600	600

<b>Goal:</b>	<b>To provide a viable, cost efficient, monitoring and tracking program allowing for the release of identified inmates, fitting an established criteria, as a means of reducing the jail population.</b>		
<b>Objective:</b>	<b>Proactive supervision and quality control of processes.</b>		
	<b>FY17</b>	<b>FY18</b>	<b>FY19</b>
<b>Performance Indicators:</b>	<b>Actual</b>	<b>Actual</b>	<b>Projected</b>
Participation in Inmate Programs	597	600	600

<b>Objective:</b>	<b>Identify inmates fitting the criteria to participate in the Pre-Trial Release Program.</b>		
	<b>FY17</b>	<b>FY18</b>	<b>FY19</b>
<b>Performance Indicators:</b>	<b>Actual</b>	<b>Actual</b>	<b>Projected</b>
Number of Participants	103	112	120

<b>Objective:</b>	<b>Monitor and track participants in the Pre-Trial Release Program.</b>		
	<b>FY17</b>	<b>FY18</b>	<b>FY19</b>
<b>Performance Indicators:</b>	<b>Actual</b>	<b>Actual</b>	<b>Projected</b>
Number of participants on ankle monitors	N/A	41	55
Number of participants rearrested	29	86	80

<b>Objective:</b>	<b>Reduce inmate costs by identifying participants in the Pre-Trial Release Program.</b>		
	<b>Actual</b>	<b>Actual</b>	<b>Projected</b>
<b>Performance Indicators:</b>	<b>Actual</b>	<b>Actual</b>	<b>Projected</b>
Cost savings due to program	\$151,410	\$110,520	\$110,000

## **Office of Professional Standards**

### **Program Description:**

The Office of Professional (OPS) supports the mission and core beliefs of the Sheriff's Office and is dedicated to protecting the integrity of the agency through ensuring adherence to ethical standards, performance criteria, and commitment to public service. OPS performs its function by conducting a variety of investigations, including internal affairs matters, pre-employment background investigations, conducting CVSA testing.

## **Medical Director**

### **Program Description:**

The Medical Bureau provides medical/dental and mental health care to all inmates of the Muscogee County Jail and Muscogee County Prison.

### **Budget Notes:**

Medical Services were placed under management by a contractor beginning in FY14.



## Tax Commissioner

### DEPARTMENT MISSION STATEMENT

To provide tag and tax services that are accessible and responsive to the needs of the citizens of Muscogee County through innovation, technology, and a professional workforce.

#### Expenditures By Division

	FY16 Actual	FY17 Actual	FY18 Actual*	FY19 Adopted
5601000 Tax Commissioner	\$1,605,337	\$1,493,568	\$1,502,949	\$1,641,656
<b>DEPARTMENT TOTAL</b>	<b>\$1,605,337</b>	<b>\$1,493,568</b>	<b>\$1,502,949</b>	<b>\$1,641,656</b>
<b>% CHANGE</b>		<b>-6.96%</b>	<b>0.63%</b>	<b>9.23%</b>

*\*Unaudited*

#### Expenditures By Category

	FY16 Actual	FY17 Actual	FY18 Actual*	FY19 Adopted
Personal Services	\$1,381,070	\$1,281,491	\$1,296,739	\$1,433,986
Operations	\$199,267	\$202,517	\$206,210	\$207,670
<b>OPERATING BUDGET</b>	<b>\$1,580,337</b>	<b>\$1,484,008</b>	<b>\$1,502,949</b>	<b>\$1,641,656</b>
Capital Budget	\$25,000	\$9,560	-	-
<b>DEPARTMENT TOTAL</b>	<b>\$1,605,337</b>	<b>\$1,493,568</b>	<b>\$1,502,949</b>	<b>\$1,641,656</b>
<b>% CHANGE</b>		<b>-6.96%</b>	<b>0.63%</b>	<b>9.23%</b>

*\*Unaudited*

**Positions by Division**

		<b>FY17 Actual</b>	<b>FY18 Actual</b>	<b>FY19 Adopted</b>
<b>560-1000 Tax Commissioner</b>	<b>FT/PT</b>	<b>28/2</b>	<b>28/2</b>	<b>28/2</b>
Accounting Operations Administrator		1	1	1
Administrative Technician		1	1	1
Chief Deputy Tax Commissioner		1	1	1
Deputy Tax Commissioner		3	3	3
Support Clerk (PT)		2	2	2
Tax Clerk I		12	12	12
Tax Clerk II		7	7	7
Tax Commissioner		1	1	1
Tax Specialist		2	2	2
<b>Total Full Time/Part Time Positions</b>		<b>28/2</b>	<b>28/2</b>	<b>28/2</b>



## Tax Commissioner

### Program Description:

The Tax Commissioner's primary job is to collect ad valorem taxes due by the residents of Muscogee County for the State of Georgia, Columbus Consolidated Government and Muscogee County School District. The Tax Commissioner is responsible for the receiving of tax returns and homestead exemption application and the certification of the real and personal property digest to the State of Georgia, Department of Revenue, and Property Tax Division. Intangible taxes are also the responsibility of this office.

<b>Goal:</b>	<b>To provide courteous, prompt, efficient service to citizens and government in the collection and remission of revenue. (property taxes, motor vehicle registration, fees &amp; penalties, etc).</b>		
<b>Objective:</b>	<b>Implement new motor vehicle and property tax laws.</b>		
<b>Objective:</b>	<b>Obtain 99% property tax collection rate.</b>		
<b>Objective:</b>	<b>Implement motor vehicle internet registration renewal.</b>		
<b>Objective:</b>	<b>Improve property tax billing and collection technology.</b>		
<b>Performance Indicators:</b>	<b>FY17 Actual</b>	<b>FY18 Actual</b>	<b>FY19 Projected</b>
Motor Vehicle Services	264,069	261,257	258,000
Title Transactions	41,511	32,999	37,500
Property Tax Billing	154,342	78,787	120,000
Property Tax Collection Rate	97.6%	97.3%	99.0%



## Coroner

## Coroner

### **DEPARTMENT MISSION STATEMENT**

The Coroner's office exists to serve the residents and visitors of Muscogee County by conducting thorough medico legal death investigations. The Coroner's Office will remain diligent in our effort to seek the truth, establish accurate conclusions, produce prompt reports and function with integrity and compassion in all aspects of our specialized professional expertise and dedicate ourselves to continuous progress towards excellence.

### **Expenditures By Division**

	<b>FY16 Actual</b>	<b>FY17 Actual</b>	<b>FY18 Actual*</b>	<b>FY19 Adopted</b>
5701000 Office of the Coroner	\$282,545	\$291,603	\$308,855	\$299,731
<b>DEPARTMENT TOTAL</b>	<b>\$282,545</b>	<b>\$291,603</b>	<b>\$308,855</b>	<b>\$299,731</b>
<b>% CHANGE</b>		<b>3.21%</b>	<b>5.92%</b>	<b>-2.95%</b>

*\*Unaudited*

### **Expenditures By Category**

	<b>FY16 Actual</b>	<b>FY17 Actual</b>	<b>FY18 Actual*</b>	<b>FY19 Adopted</b>
Personal Services	\$259,328	\$264,128	\$271,731	\$277,117
Operations	\$23,217	\$27,475	\$37,124	\$22,614
<b>OPERATING BUDGET</b>	<b>\$282,545</b>	<b>\$291,603</b>	<b>\$308,855</b>	<b>\$299,731</b>
Capital Budget	-	-	-	-
<b>DEPARTMENT TOTAL</b>	<b>\$282,545</b>	<b>\$291,603</b>	<b>\$308,855</b>	<b>\$299,731</b>
<b>% CHANGE</b>		<b>3.21%</b>	<b>5.92%</b>	<b>-2.95%</b>

*\*Unaudited*

**Positions by Division**

		<b>FY17 Actual</b>	<b>FY18 Actual</b>	<b>FY19 Adopted</b>
<b>570-1000 Coroner</b>	<b>FT/Temp</b>	<b>4/1</b>	<b>4/1</b>	<b>4/1</b>
Administrative Assistant		1	1	1
Chief Deputy Coroner*		0	1	1
Coroner		1	1	1
Deputy Coroner*		2	1	1
Driver (Temporary)		1	1	1
<b>Total Full Time/Temporary Positions</b>		<b>4/1</b>	<b>4/1</b>	<b>4/1</b>

*\*One (1) Deputy Coroner (G16) reclassified to Chief Deputy Coroner (G18) in FY18*

## Coroner

### Program Description:

The Coroner is elected for a four-year term and is charged with the responsibility of investigating deaths from unknown or violent causes, and deaths that occur while unattended by a physician. The Coroner is also charged with holding inquests, assisting law enforcement agencies with investigations, locating, advising, and counseling with families of the deceased, maintaining an up-to-date and complete record system on each case, and the responsibility of transporting bodies to the Medical Examiner's Lab in Atlanta for autopsy.

<b>Goal:</b>	<b>To provide highest level of training and working conditions possible for investigators for safety and efficiency.</b>		
<b>Objective:</b>	<b>Assure investigators attend classes in their area of expertise.</b>		
	<b>FY17</b>	<b>FY18</b>	<b>FY19</b>
<b>Performance Indicators:</b>	<b>Actual</b>	<b>Actual</b>	<b>Projected</b>
Percentage of Completion	100%	100%	100%

<b>Goal:</b>	<b>To properly conduct body transport to maintain a high standard in establishing accurate conclusion of time of death, cause of death, and other applicable factors.</b>		
<b>Objective:</b>	<b>To maintain a low level of incidents during body transports.</b>		
	<b>FY17</b>	<b>FY18</b>	<b>FY19</b>
<b>Performance Indicators:</b>	<b>Actual</b>	<b>Actual</b>	<b>Projected</b>
Percentage of transports without incident	100%	100%	100%

<b>Goal:</b>	<b>To expedite the production of death certificates for insurance purposes.</b>		
<b>Objective:</b>	<b>To maintain accurate records in order to complete certificates. To process all death certificates under autopsy in less than six (6) months from date of death.</b>		
	<b>FY17</b>	<b>FY18</b>	<b>FY19</b>
<b>Performance Indicators:</b>	<b>Actual</b>	<b>Actual</b>	<b>Projected</b>
Percent of death certificates processed within six (6) months.	98%	98%	98%
<b>Objective:</b>	<b>To maintain accurate records in order to complete certificates. To process all death certificates not under autopsy in less than seven (7) days from date of death.</b>		
	<b>FY17</b>	<b>FY18</b>	<b>FY19</b>
<b>Performance Indicators:</b>	<b>Actual</b>	<b>Actual</b>	<b>Projected</b>
Percent of death certificates processed within six (6) days.	95%	95%	95%

<b>Goal:</b>	<b>To reduce the number of child deaths due to accident.</b>		
<b>Objective:</b>	<b>To implement classes and presentations on the importance of back and separate sleep for babies. To reduce child deaths due to co-sleeping by 10%.</b>		
	<b>FY17</b>	<b>FY18</b>	<b>FY19</b>
<b>Performance Indicators:</b>	<b>Actual</b>	<b>Actual</b>	<b>Projected</b>
Percentage of child deaths due to co-sleeping.	13.5%	13.5%	10.0%



## Recorder's Court

### **DEPARTMENT MISSION STATEMENT**

Recorders Court hears traffic, criminal and city ordinance cases made by the Columbus Police Department, Special Enforcement, Airport Police, Housing Authority, Metro Narcotic Task Force, Fire Department and the Georgia State Patrol. The court's functional responsibility is to set bail, issue warrants, collect fines/bonds, hear and determine if probable cause exists for Superior/State Court offenses, and adjudicate City Ordinances and certain state offenses. The Treasury Division collects all fines/bonds and other monies directed by the Courts.

### **Expenditures By Division**

	<b>FY16 Actual</b>	<b>FY17 Actual</b>	<b>FY18 Actual*</b>	<b>FY19 Adopted</b>
5801000 Recorder's Court	\$863,846	\$906,152	\$883,052	\$969,631
<b>DEPARTMENT TOTAL</b>	<b>\$863,846</b>	<b>\$906,152</b>	<b>\$883,052</b>	<b>\$969,631</b>
<b>% CHANGE</b>		<b>4.90%</b>	<b>-2.55%</b>	<b>9.80%</b>

*\*Unaudited*

### **Expenditures By Category**

	<b>FY16 Actual</b>	<b>FY17 Actual</b>	<b>FY18 Actual*</b>	<b>FY19 Adopted</b>
Personal Services	\$703,382	\$724,150	\$706,921	\$809,466
Operations	\$160,465	\$182,002	\$176,131	\$160,165
<b>OPERATING BUDGET</b>	<b>\$863,846</b>	<b>\$906,152</b>	<b>\$883,052</b>	<b>\$969,631</b>
Capital Budget	-	-	-	-
<b>DEPARTMENT TOTAL</b>	<b>\$863,846</b>	<b>\$906,152</b>	<b>\$883,052</b>	<b>\$969,631</b>
<b>% CHANGE</b>		<b>4.90%</b>	<b>-2.55%</b>	<b>9.80%</b>

*\*Unaudited*

### Positions by Division

	FY17 Actual	FY18 Actual	FY19 Adopted
<b>580-1000 Recorder's Court FT/PT</b>	<b>15/2</b>	<b>16/1</b>	<b>16/1</b>
Accounting Clerk***	2	2	0
Chief Recorder's Court Clerk**	0	1	1
Chief Recorder's Court Judge**	0	1	1
Court Coordinator*	1	0	0
Deputy Clerk II***	0	0	10
Judicial Administration Technician I***	3	3	0
Judicial Administration Technician II***	6	6	0
Judicial Administration Technician III***	1	1	0
Recorder's Court Judge Pro Tem	2	2	2
Recorder's Court Judge Pro Tem (PT)*	2	1	1
Senior Deputy Clerk***	0	0	2
<b>Total Full Time/Part Time Positions</b>	<b>15/2</b>	<b>16/1</b>	<b>16/1</b>

*\*One (1) Court Coordinator (G18) and one (1) Senior Recorder's Court Judge PT deleted in FY18*

*\*\*One (1) Chief Recorder's Court Clerk (G18) and one (1) Senior Recorder's Court Judge-FT added in FY18*

*\*\*\*Three (3) Judicial Administration Technician I (G9) reclassified to Deputy Clerk II (G12), five (5) Judicial Administration Technician II (G10) reclassified to Deputy Clerk II (G12), one (1) Judicial Administration Technician II (G10) reclassified to Senior Deputy Clerk (G14), one (1) Judicial Administration Technician III (G12) reclassified to Senior Deputy Clerk (G14), and two (2) Accounting Clerk (G10) reclassified to Deputy Clerk II (G12) in FY19*

## Recorder's Court

### Program Description:

Recorders Court hears traffic, criminal and city ordinance cases made by the Columbus Police Department, Special Enforcement, Airport Police, Housing Authority, Metro Narcotic Task Force, Fire Department and the Georgia State Patrol. The court's functional responsibility is to set bail, issue warrants, collect fines/bonds, hear and determine if probable cause exists for Superior/State Court offenses, and adjudicate City Ordinances and certain state offenses. The Treasury Division collects all fines/bonds and other monies directed by the Courts.





## Non-Departmental

### Expenditures By Division

		<b>FY16 Actual</b>	<b>FY17 Actual</b>	<b>FY18 Actual*</b>	<b>FY19 Adopted</b>
5901000	Agency Appropriations	\$1,297,638	\$1,273,728	\$1,291,387	\$1,795,540
5902000	Contingency	\$95,586	\$69,267	\$73,502	\$1,737,252
5903000	Non-Categorical	\$10,933,863	\$9,252,907	\$8,855,047	\$6,900,868
5904000	Inter-Fund Transfer	\$1,548,511	\$1,149,944	\$1,419,281	\$1,100,000
<b>DEPARTMENT TOTAL</b>		<b>\$13,875,598</b>	<b>\$11,745,846</b>	<b>\$11,639,217</b>	<b>\$11,533,660</b>
<b>% CHANGE</b>			<b>-15.35%</b>	<b>-0.91%</b>	<b>-0.91%</b>

*\*Unaudited*

### Expenditures By Category

	<b>FY16 Actual</b>	<b>FY17 Actual</b>	<b>FY18 Actual*</b>	<b>FY19 Adopted</b>
Personal Services	-	\$1,719	-	\$1,445,698
Operations	\$13,875,598	\$11,744,127	\$11,639,217	\$10,037,962
<b>OPERATING BUDGET</b>	<b>\$13,875,598</b>	<b>\$11,745,846</b>	<b>\$11,639,217</b>	<b>\$11,483,660</b>
Capital Budget	-	-	-	\$50,000
<b>DEPARTMENT TOTAL</b>	<b>\$13,875,598</b>	<b>\$11,745,846</b>	<b>\$11,639,217</b>	<b>\$11,533,660</b>
<b>% CHANGE</b>		<b>-15.35%</b>	<b>-0.91%</b>	<b>-0.91%</b>

*\*Unaudited*

## Agency Appropriations

### Program Description:

The Consolidated Government provides funds to agencies that provide services to the community. The chart below shows the agency appropriations for each organization.

### Agency Appropriations:

Agency	FY18 Appropriation	FY19 Adopted
Airport Commission	\$40,000	\$40,000
Aid to Other Agencies	-	500,000
Department of Family & Children Services	41,500	41,500
Health Department Rent	327,856	369,611
Health Department Services	502,012	502,012
New Horizons Community Service Board	144,932	144,932
River Valley Development Planning Commission	200,579	197,485
<b>TOTAL</b>	<b>\$1,256,879</b>	<b>\$1,795,540</b>

## Contingency

### Program Description:

The Contingency Fund is an amount established in each annual budget to finance unusual items, which cannot be anticipated in the budget preparation. As these items occur during the year, transferring the required funds to the appropriate account reduces the contingency.

Project Description	FY19 Adopted
Other Employee Benefits	1,445,698
All Other Non-Categorical Expenditures	291,554
<b>TOTAL</b>	<b>\$1,737,252</b>

## Non-Categorical

### Program Description:

Appropriations and expenditures, which pertain solely to a specific department, are budgeted by that department. However, there are certain expenditures, which are not applicable to a specific department, and the non-categorical section has been established for recording these appropriations and expenditures.

	FY19 Adopted
Street Lighting Energy	3,475,240
Promotion/Advertising Services	10,000
Contractual Services	25,000
Special and Ongoing Projects	10,000
Workers Compensation	2,558,628
Uninsured Losses	-
Peace Officer's Annuity	772,000
Litigation and Court Costs	-
Capital Outlay	50,000
<b>TOTAL</b>	<b>\$ 6,900,868</b>

## Interfund Transfers

### Program Description:

This activity accounts for operating transfers from the General Fund to other funds. Transfers are made to provide required matching funds for federal and/or state grants. Also, this activity accounts for resources transferred to other funds where actual costs are recorded with funding assistance from the General Fund, such as the Civic Center and Golf Courses. Finally, this activity accounts for transfers of funds allocated to the Capital Improvement Program.

	<b>FY19 Adopted</b>
Transfer to Multi Governmental Fund	300,000
Transfer to Medical Center Fund	600,000
Transfer to Civic Center	-
Transfer to Oxbow Creek Golf Course	150,000
Transfer to Parking Management Fund	-
Transfer to Bull Creek Golf Course	50,000
<b>TOTAL</b>	<b>\$ 1,100,000</b>



## Parking Management

### DEPARTMENT MISSION STATEMENT

To provide a safe, reliable, dependable and cost effective transit service with a professional team of employees, dedicated to our customers needs and committed to excellence.

#### Expenditures By Division

	FY16 Actual	FY17 Actual	FY18 Actual*	FY19 Adopted
6103000 Parking Management	-	-	-	\$174,590
<b>DEPARTMENT TOTAL</b>	-	-	-	<b>\$174,590</b>
<b>% CHANGE</b>		N/A	N/A	N/A

*\*Unaudited*

#### Expenditures By Category

	FY16 Actual	FY17 Actual	FY18 Actual*	FY19 Adopted
Personal Services	-	-	-	\$154,440
Operations	-	-	-	\$20,150
<b>OPERATING BUDGET</b>	-	-	-	<b>\$174,590</b>
Capital Budget	-	-	-	-
<b>DEPARTMENT TOTAL</b>	-	-	-	<b>\$174,590</b>
<b>% CHANGE</b>		N/A	N/A	N/A

*\*Unaudited*

### Positions by Division

	FY17 Actual	FY18 Actual	FY19 Adopted
<b>610-3000 Parking Management</b>	<b>0/0</b>	<b>0/0</b>	<b>1/13</b>
Parking Division Manager*	0	0	1
Parking Enforcement Supervisor**	0	0	0
Parking Enforcement Officer**	0	0	0
Parking Enforcement Officer -PT***	0	0	13
<b>Total Full Time/Part Time Positions</b>	<b>0/0</b>	<b>0/0</b>	<b>1/13</b>

\*One (1) Parking Division Manager (G18) moved from Parking Management Fund in FY19

\*\*One (1) Parking Enforcement Supervisor (G14) and two (2) Parking Enforcement Officers (G10) deleted in FY19

\*\*\*Thirteen (13) Parking Enforcement Officers -PT (G10) added in FY19 Mid Year

## Parking Management

### Program Description:

The division responsibility is to enforce the Parking Ordinances.

<b>Goal:</b>	<b>To enforce ordinances regarding parking in the Uptown Management Area, Lakebottom, 9th Street and North Lake Business District.</b>		
<b>Objective:</b>	<b>To monitor Uptown Enforcement Area, Lakebottom, 9th Street and North Lake Business District and issue citations when parking violations occur.</b>		
<b>Performance Indicators:</b>	<b>FY17 Actual</b>	<b>FY18 Actual</b>	<b>FY19 Projected</b>
Increased revenue from issued tickets for violations and payments processed	95%	98%	98%

<b>Goal:</b>	<b>To collect revenue for outstanding unpaid citations written by Metra and other law enforcement agencies of the city.</b>		
<b>Objective:</b>	<b>To ensure that repeat violators pay outstanding, unpaid citations, which includes notifying violator via certified mail, and depending upon the violator, could include immobilization and eventual towing of the vehicle.</b>		
<b>Performance Indicators:</b>	<b>FY17 Actual</b>	<b>FY18 Actual</b>	<b>FY19 Projected</b>
Increased revenue for outstanding unpaid citations	90%	95%	98%

<b>Goal:</b>	<b>To manage and maintain the city owned parking garages and to reduce utilities cost for all parking structures.</b>		
<b>Objective:</b>	<b>To lease parking spaces and permit daily public parking in a safe environment, which includes, but is not limited to; assigning spaces, accepting lease payments, and keeping garages free of hazardous materials and debris.</b>		
<b>Performance Indicators:</b>	<b>FY17 Actual</b>	<b>FY18 Actual</b>	<b>FY19 Projected</b>
Percent increase of leased spaces and daily public parkers	95%	95%	98%
Percent increase of lower utility cost	95%	95%	98%



This page intentionally left blank.

## 2009 OTHER LOCAL OPTION SALES TAX (LOST) FUND – PUBLIC SAFETY

**The Other Local Option Sales Tax Fund is an operating fund of the government that accounts for all financial resources related to the 70% portion for Public Safety of the other Local Option Sales Tax implemented in 2009.**



## OLOST - Public Safety/Executive

### **DEPARTMENT MISSION STATEMENT**

The purpose of the Crime Prevention and Intervention Program is to identify and recommend long-term initiatives that will assist in preventing crime in Columbus, Georgia. It is much more cost efficient in the long run to prevent crime than for the public to bear the costs of incarceration. There will be five areas of emphasis that the program will focus on including Recreation, Education, Drug and Alcohol Prevention and Intervention, Employment and Jobs, and Community Policing.

### **Expenditures By Division**

		<b>FY16 Actual</b>	<b>FY17 Actual</b>	<b>FY18 Actual*</b>	<b>FY19 Adopted</b>
1109900	Office of the Crime Prevention**	\$82,295	\$82,253	\$81,337	\$839,949
1109903	Crime Prevention Programs	\$583,907	\$647,000	\$618,600	-
1109904	Crime Prev- D.A.R.E. to be GREAT	\$72,074	\$33,719	\$14,536	-
1109905	Juvenile Drug Court	\$31,125	\$8,715	-	-
1109906	Boxwood Recreation Center	\$77,089	-	-	-
1109908	Adult Drug Court	\$59,292	\$12,447	-	-
1109909	Jr. Marshal Program	\$28,672	\$9,255	\$7,482	-
1109911	Office of Dispute Resolution	\$17,520	\$10,000	\$18,000	-
<b>DEPARTMENT TOTAL</b>		<b>\$951,974</b>	<b>\$803,389</b>	<b>\$739,955</b>	<b>\$839,949</b>
<b>% CHANGE</b>			<b>-15.61%</b>	<b>-7.90%</b>	<b>13.51%</b>

\*Unaudited

\*\*During the course of the Fiscal Year, the Office of Crime Prevention allocates funding to specified Crime Prevention Programs from its total appropriation.

### **Expenditures By Category**

	<b>FY16 Actual</b>	<b>FY17 Actual</b>	<b>FY18 Actual*</b>	<b>FY19 Adopted</b>
Personal Services	\$212,317	\$91,027	\$86,871	\$80,249
Operations	\$739,657	\$710,395	\$653,084	\$759,700
<b>OPERATING BUDGET</b>	<b>\$951,974</b>	<b>\$801,422</b>	<b>\$739,955</b>	<b>\$839,949</b>
Capital Budget	-	\$1,967	-	-
<b>DEPARTMENT TOTAL</b>	<b>\$951,974</b>	<b>\$803,389</b>	<b>\$739,955</b>	<b>\$839,949</b>
<b>% CHANGE</b>		<b>-15.61%</b>	<b>-7.90%</b>	<b>13.51%</b>

\*Unaudited

**Positions by Division**

	<b>FY17 Actual</b>	<b>FY18 Actual</b>	<b>FY19 Adopted</b>
<b>110-9900 Office of Crime Prevention FT/PT</b>	<b>1</b>	<b>1</b>	<b>1</b>
Crime Prevention Director - LOST Funded	1	1	1
<b>Total Full Time/Part Time Positions</b>	<b>1</b>	<b>1</b>	<b>1</b>

## OLOST - Public Safety/Public Works

### **DEPARTMENT MISSION STATEMENT**

The Department of Public Works strives to serve the community by providing street and road maintenance, storm drainage, environmental enforcement, urban forest maintenance, waste disposal and maintenance of city owned properties in a safe and efficient manner, which is sensitive to the environment. The department is committed to doing its part to enhance the high quality of life for the current and future generations.

### **Expenditures By Division**

	<b>FY16 Actual</b>	<b>FY17 Actual</b>	<b>FY18 Actual*</b>	<b>FY19 Adopted</b>
2609900 Public Works	\$124,892	\$116,813	\$112,448	\$137,529
<b>DEPARTMENT TOTAL</b>	<b>\$124,892</b>	<b>\$116,813</b>	<b>\$112,448</b>	<b>\$137,529</b>
<b>% CHANGE</b>		<b>-6.47%</b>	<b>-3.74%</b>	<b>22.30%</b>

*\*Unaudited*

### **Expenditures By Category**

	<b>FY16 Actual</b>	<b>FY17 Actual</b>	<b>FY18 Actual*</b>	<b>FY19 Adopted</b>
Personal Services	\$124,892	\$116,813	\$112,448	\$137,529
Operations	-	-	-	-
<b>OPERATING BUDGET</b>	<b>\$124,892</b>	<b>\$116,813</b>	<b>\$112,448</b>	<b>\$137,529</b>
Capital Budget	-	-	-	-
<b>DEPARTMENT TOTAL</b>	<b>\$124,892</b>	<b>\$116,813</b>	<b>\$112,448</b>	<b>\$137,529</b>
<b>% CHANGE</b>		<b>-6.47%</b>	<b>-3.74%</b>	<b>22.30%</b>

*\*Unaudited*

### **Budget Note:**

-\$3,930 (including benefits) Annual Supplement for 35 Sworn Officers

## OLOST - Public Safety/Parks and Recreation

### **DEPARTMENT MISSION STATEMENT**

The Columbus Parks and Recreation Department strives to enhance the quality of life for all citizens of this community by providing passive and active recreational, educational and cultural programming services for all age groups. It is our objective to provide parks and recreation facilities that are safe, accessible and aesthetically pleasing to the entire community. This division will strive for continual improvement of its broad-based, recreational programs to ensure opportunities for all citizens in order to maintain its leadership among comparable sized cities in the United States.

### **Expenditures By Division**

	<b>FY16 Actual</b>	<b>FY17 Actual</b>	<b>FY18 Actual*</b>	<b>FY19 Adopted</b>
2709900 Parks & Recreation	\$47,925	\$45,671	\$41,253	\$51,085
<b>DEPARTMENT TOTAL</b>	<b>\$47,925</b>	<b>\$45,671</b>	<b>\$41,253</b>	<b>\$51,085</b>
<b>% CHANGE</b>		<b>-4.70%</b>	<b>-9.67%</b>	<b>23.83%</b>

*\*Unaudited*

### **Expenditures By Category**

	<b>FY16 Actual</b>	<b>FY17 Actual</b>	<b>FY18 Actual*</b>	<b>FY19 Adopted</b>
Personal Services	\$47,925	\$45,671	\$41,253	\$51,085
Operations	-	-	-	-
<b>OPERATING BUDGET</b>	<b>\$47,925</b>	<b>\$45,671</b>	<b>\$41,253</b>	<b>\$51,085</b>
Capital Budget	-	-	-	-
<b>DEPARTMENT TOTAL</b>	<b>\$47,925</b>	<b>\$45,671</b>	<b>\$41,253</b>	<b>\$51,085</b>
<b>% CHANGE</b>		<b>-4.70%</b>	<b>-9.67%</b>	<b>23.83%</b>

*\*Unaudited*

### **Budget Note:**

-\$3,930 (including benefits) Annual Supplement for 13 Sworn Officers

## OLOST - Public Safety/Police

### **DEPARTMENT MISSION STATEMENT**

The Columbus Police Department will deliver effective and responsive law enforcement to all citizens of the City of Columbus in a fair and equitable manner. As an integral part of the Columbus Community, we are committed to communicate with those we serve and to join with them in establishing priorities to enhance the quality of life for the entire community.

### **Expenditures By Division**

	<b>FY16 Actual</b>	<b>FY17 Actual</b>	<b>FY18 Actual*</b>	<b>FY19 Adopted</b>
4009900 Police	\$9,864,576	\$8,918,448	\$8,652,230	\$8,960,751
4009902 E-911	\$708,814	\$713,213	\$681,762	\$728,408
<b>DEPARTMENT TOTAL</b>	<b>\$10,573,390</b>	<b>\$9,631,661</b>	<b>\$9,333,992</b>	<b>\$9,689,159</b>
<b>% CHANGE</b>		<b>-8.91%</b>	<b>-3.09%</b>	<b>3.81%</b>

*\*Unaudited*

### **Expenditures By Category**

	<b>FY16 Actual</b>	<b>FY17 Actual</b>	<b>FY18 Actual*</b>	<b>FY19 Adopted</b>
Personal Services	\$7,576,596	\$7,649,685	\$7,621,495	\$8,502,501
Operations	\$668,289	\$633,328	\$652,222	\$1,050,658
<b>OPERATING BUDGET</b>	<b>\$8,244,885</b>	<b>\$8,283,013</b>	<b>\$8,273,717</b>	<b>\$9,553,159</b>
Capital Budget	\$2,328,506	\$1,348,648	\$1,060,275	\$136,000
<b>DEPARTMENT TOTAL</b>	<b>\$10,573,390</b>	<b>\$9,631,661</b>	<b>\$9,333,992</b>	<b>\$9,689,159</b>
<b>% CHANGE</b>		<b>-8.91%</b>	<b>-3.09%</b>	<b>3.81%</b>

*\*Unaudited*

### **Positions by Division**

	<b>FY17 Actual</b>	<b>FY18 Actual</b>	<b>FY19 Adopted</b>
<b>400-9900 Police FT/PT</b>	<b>110</b>	<b>110</b>	<b>110</b>
Sergeant	12	12	12
Corporal	14	14	14
Officer*	84	84	84
<b>400-9902 E-911 FT/PT</b>	<b>9</b>	<b>9</b>	<b>9</b>
Communication Technician I/II/III	9	9	9
<b>Total Full Time/Part Time Positions</b>	<b>119</b>	<b>119</b>	<b>119</b>

*\* For FY14 to FY19, ten (10) Police Officers were temporarily transferred from the General Fund to the LOST Fund*

### **Budget Notes:**

\$3,930 (including benefits) Annual Supplement for 488 Sworn Officers

**Police Operations: \$435,866**

Education/Training = \$24,926

Operating Materials = \$56,643

Motor Fuel = \$309,297

Uniforms = \$45,000

**Police Capital Outlay: \$398,314**

Thirty (30) Police Pursuit Vehicles with Technology Packages

(Capital Lease Program) = \$262,314

Fourty (40) Dash Cameras (Replacements) = \$136,000

**E911 Operations: \$352,478**

Contractual Services for System Upgrade (Year 5 of 5) = \$352,478

## OLOST - Public Safety/Fire & EMS

### **DEPARTMENT MISSION STATEMENT**

The mission of this department is to ensure a safe community to work and raise a family, by providing the most efficient response and mitigation of fires, hazardous materials, medical, natural disasters and other emergencies that threaten the welfare of our citizens.

### **Expenditures By Division**

	<b>FY16 Actual</b>	<b>FY17 Actual</b>	<b>FY18 Actual*</b>	<b>FY19 Adopted</b>
4109900 Fire / EMS	\$3,310,007	\$2,821,121	\$2,870,404	\$2,947,890
<b>DEPARTMENT TOTAL</b>	<b>\$3,310,007</b>	<b>\$2,821,121</b>	<b>\$2,870,404</b>	<b>\$2,947,890</b>
<b>% CHANGE</b>		<b>-14.77%</b>	<b>1.75%</b>	<b>2.70%</b>

*\*Unaudited*

### **Expenditures By Category**

	<b>FY16 Actual</b>	<b>FY17 Actual</b>	<b>FY18 Actual*</b>	<b>FY19 Adopted</b>
Personal Services	\$2,573,347	\$2,543,402	\$2,550,851	\$2,576,809
Operations	\$97,677	\$45,191	\$62,300	\$100,000
<b>OPERATING BUDGET</b>	<b>\$2,671,023</b>	<b>\$2,588,593</b>	<b>\$2,613,151</b>	<b>\$2,676,809</b>
Capital Budget	\$638,983	\$232,528	\$257,253	\$271,081
<b>DEPARTMENT TOTAL</b>	<b>\$3,310,007</b>	<b>\$2,821,121</b>	<b>\$2,870,404</b>	<b>\$2,947,890</b>
<b>% CHANGE</b>		<b>-14.77%</b>	<b>1.75%</b>	<b>2.70%</b>

*\*Unaudited*



**Positions by Division**

		<b>FY17</b>	<b>FY18</b>	<b>FY19</b>
		<b>Actual</b>	<b>Actual</b>	<b>Adopted</b>
<b>410-9900 Fire/EMS</b>	<b>FT/PT</b>	<b>20</b>	<b>20</b>	<b>20</b>
Firefighter/EMT/Fire Medic*		20	20	20
<b>Total Full Time/Part Time Positions</b>		<b>20</b>	<b>20</b>	<b>20</b>

*\* For FY14 to FY19, fourteen (14) Firefighters were temporarily transferred from General Fund to LOST Fund*

**Budget Notes:**

\$3,930 (including benefits) Annual Supplement for 376 Sworn Officers

**Operations: \$100,000**

Monthly Maintenance for T1 Lines/Metro E Connections = \$100,000

**Capital Outlay: \$271,081**

Ninety Two (92) Protective Clothing = \$220,800

Annual Maintenance Agreement for Burn Building = \$25,281

Staff Module for Emergency Reporting = \$25,000

## OLOST - Public Safety/MCP

### **DEPARTMENT MISSION STATEMENT**

As a work prison, the mission is three-fold: To protect the public through effective control and custody of inmates, provide effective methods of self-improvement for inmates, and provide a safe and professional work environment for our staff.

#### **Expenditures By Division**

	<b>FY16 Actual</b>	<b>FY17 Actual</b>	<b>FY18 Actual*</b>	<b>FY19 Adopted</b>
4209900 Muscogee County Prison	\$687,250	\$672,949	\$724,596	\$723,581
<b>DEPARTMENT TOTAL</b>	<b>\$687,250</b>	<b>\$672,949</b>	<b>\$724,596</b>	<b>\$723,581</b>
<b>% CHANGE</b>		<b>-2.08%</b>	<b>7.67%</b>	<b>-0.14%</b>

*\*Unaudited*

#### **Expenditures By Category**

	<b>FY16 Actual</b>	<b>FY17 Actual</b>	<b>FY18 Actual*</b>	<b>FY19 Adopted</b>
Personal Services	\$579,617	\$629,317	\$667,791	\$691,855
Operations	-	-	-	-
<b>OPERATING BUDGET</b>	<b>\$579,617</b>	<b>\$629,317</b>	<b>\$667,791</b>	<b>\$691,855</b>
Capital Budget	\$107,633	\$43,632	\$56,805	\$31,726
<b>DEPARTMENT TOTAL</b>	<b>\$687,250</b>	<b>\$672,949</b>	<b>\$724,596</b>	<b>\$723,581</b>
<b>% CHANGE</b>		<b>-2.08%</b>	<b>7.67%</b>	<b>-0.14%</b>

*\*Unaudited*

#### **Positions by Division**

	<b>FY17 Actual</b>	<b>FY18 Actual</b>	<b>FY19 Adopted</b>
<b>420-9900 MCP FT/PT</b>	<b>5</b>	<b>5</b>	<b>5</b>
Corrections Sergeant	1	1	1
Correctional Officer*	4	4	4
<b>Total Full Time/Part Time Positions</b>	<b>5</b>	<b>5</b>	<b>5</b>

### **Budget Notes:**

\$3,930 (including benefits) Annual Supplement for 114 Sworn Officers

### **Capital Outlay: \$31,726**

(1) 15 Passenger Inmate Van (Replacement) = \$31,726

## OLOST - Public Safety/District Attorney

### **DEPARTMENT MISSION STATEMENT**

The mission of the District Attorney's office is to prepare a file for each case, identify the evidence and witnesses needed, research the pertinent law and determine the correct charges. The District Attorney's office strives to stay ahead of, and on top of the legal burdens placed upon the prosecutors, to protect the rights of all citizens, victims and defendants.

### **Expenditures By Division**

	<b>FY16 Actual</b>	<b>FY17 Actual</b>	<b>FY18 Actual*</b>	<b>FY19 Adopted</b>
5009900 District Attorney	\$133,469	\$165,612	\$188,599	\$190,137
<b>DEPARTMENT TOTAL</b>	<b>\$133,469</b>	<b>\$165,612</b>	<b>\$188,599</b>	<b>\$190,137</b>
<b>% CHANGE</b>		<b>24.08%</b>	<b>13.88%</b>	<b>0.82%</b>

*\*Unaudited*

### **Expenditures By Category**

	<b>FY16 Actual</b>	<b>FY17 Actual</b>	<b>FY18 Actual*</b>	<b>FY19 Adopted</b>
Personal Services	\$133,469	\$165,612	\$188,599	\$190,137
Operations	-	-	-	-
<b>OPERATING BUDGET</b>	<b>\$133,469</b>	<b>\$165,612</b>	<b>\$188,599</b>	<b>\$190,137</b>
Capital Budget	-	-	-	-
<b>DEPARTMENT TOTAL</b>	<b>\$133,469</b>	<b>\$165,612</b>	<b>\$188,599</b>	<b>\$190,137</b>
<b>% CHANGE</b>		<b>24.08%</b>	<b>13.88%</b>	<b>0.82%</b>

*\*Unaudited*

### **Positions by Division**

	<b>FY17 Actual</b>	<b>FY18 Actual</b>	<b>FY19 Adopted</b>
<b>500-9900 District Attorney FT/PT</b>	<b>2</b>	<b>2</b>	<b>2</b>
Assistant District Attorney	2	2	2
<b>Total Full Time/Part Time Positions</b>	<b>2</b>	<b>2</b>	<b>2</b>

## OLOST - Public Safety/Clerk of Superior Court

### **DEPARTMENT MISSION STATEMENT**

The Clerk of Superior Court serves in the capacity as Clerk of Superior Court and as Clerk of State Courts. This is an elected office with a term of four years. The Clerk's primary responsibility is to serve as the recorder of all real estate transactions for Muscogee County, and to collect delinquent fines.

### **Expenditures By Division**

	<b>FY16 Actual</b>	<b>FY17 Actual</b>	<b>FY18 Actual*</b>	<b>FY19 Adopted</b>
5009902 Clerk of Superior Court	-	-	\$39,059	\$43,089
<b>DEPARTMENTAL TOTAL</b>	-	-	<b>\$39,059</b>	<b>\$43,089</b>
<b>% CHANGE</b>		<b>N/A</b>	<b>N/A</b>	<b>10.32%</b>

*\*Unaudited*

### **Expenditures By Category**

	<b>FY16 Actual</b>	<b>FY17 Actual</b>	<b>FY18 Actual*</b>	<b>FY19 Adopted</b>
Personal Services	-	-	\$39,059	\$43,089
Operations	-	-	-	-
<b>OPERATING BUDGET</b>	-	-	<b>\$39,059</b>	<b>\$43,089</b>
Capital Budget	-	-	-	-
<b>DEPARTMENT TOTAL</b>	-	-	<b>\$39,059</b>	<b>\$43,089</b>
<b>% CHANGE</b>		<b>N/A</b>	<b>N/A</b>	<b>10.32%</b>

*\* Unaudited*

### **Positions by Division**

	<b>FY17 Actual</b>	<b>FY18 Actual</b>	<b>FY19 Adopted</b>
<b>500-9902 Clerk of Superior Cou FT/PT</b>	<b>0</b>	<b>1</b>	<b>1</b>
Deputy Clerk II*	0	1	1
<b>Total Full Time/Part Time Positions</b>	<b>0</b>	<b>1</b>	<b>1</b>

*\*One (1) Deputy Clerk II G(12) position added in FY18*

## OLOST - Public Safety/State Court

### **DEPARTMENT MISSION STATEMENT**

The State Court Solicitor's Office prosecutes all Muscogee County misdemeanor and City Ordinance violations appealed from Recorder's Court. Investigators collect all warrants, citations, reports, documents, records, histories and evidence, including witness interviews. Recommendations for disposition and sentencing are made and cases are presented to a Judge for pleas. The Solicitor's Office coordinates jail pleas and arraignment dockets before a State Court Judge.

#### **Expenditures By Division**

	<b>FY16 Actual</b>	<b>FY17 Actual</b>	<b>FY18 Actual*</b>	<b>FY19 Adopted</b>
5109900 State Court Solicitor	\$219,821	\$202,624	\$219,406	\$223,253
<b>DEPARTMENT TOTAL</b>	<b>\$219,821</b>	<b>\$202,624</b>	<b>\$219,406</b>	<b>\$223,253</b>
<b>% CHANGE</b>		<b>-7.82%</b>	<b>8.28%</b>	<b>1.75%</b>

*\*Unaudited*

#### **Expenditures By Category**

	<b>FY16 Actual</b>	<b>FY17 Actual</b>	<b>FY18 Actual*</b>	<b>FY19 Adopted</b>
Personal Services	\$210,377	\$185,731	\$207,757	\$209,253
Operations	\$9,443	\$16,893	\$11,649	\$14,000
<b>OPERATING BUDGET</b>	<b>\$219,821</b>	<b>\$202,624</b>	<b>\$219,406</b>	<b>\$223,253</b>
Capital Budget	-	-	-	-
<b>DEPARTMENT TOTAL</b>	<b>\$219,821</b>	<b>\$202,624</b>	<b>\$219,406</b>	<b>\$223,253</b>
<b>% CHANGE</b>		<b>-7.82%</b>	<b>8.28%</b>	<b>1.75%</b>

*\*Unaudited*

#### **Positions by Division**

	<b>FY17 Actual</b>	<b>FY18 Actual</b>	<b>FY19 Adopted</b>
<b>510-9900 State Court Solicitor FT/PT</b>	<b>3/0</b>	<b>3/0</b>	<b>3/0</b>
Assistant Solicitor	2	2	2
Deputy Clerk II-Solicitor General	1	1	1
<b>Total Full Time/Part Time Positions</b>	<b>3/0</b>	<b>3/0</b>	<b>3/0</b>

## OLOST - Public Safety/Public Defender

### **DEPARTMENT MISSION STATEMENT**

To process cases through the criminal justice system as expediently as possible while providing high quality and professional representation of clients.

#### **Expenditures By Division**

	<b>FY16 Actual</b>	<b>FY17 Actual</b>	<b>FY18 Actual*</b>	<b>FY19 Adopted</b>
5209900 Public Defender	\$144,846	\$146,710	\$157,653	\$173,864
<b>DEPARTMENT TOTAL</b>	<b>\$144,846</b>	<b>\$146,710</b>	<b>\$157,653</b>	<b>\$173,864</b>
<b>% CHANGE</b>		<b>1.29%</b>	<b>7.46%</b>	<b>10.28%</b>

*\*Unaudited*

#### **Expenditures By Category**

	<b>FY16 Actual</b>	<b>FY17 Actual</b>	<b>FY18 Actual*</b>	<b>FY19 Adopted</b>
Personal Services	-	-	-	-
Operations	\$144,846	\$146,710	\$157,653	\$173,864
<b>OPERATING BUDGET</b>	<b>\$144,846</b>	<b>\$146,710</b>	<b>\$157,653</b>	<b>\$173,864</b>
Capital Budget	-	-	-	-
<b>DEPARTMENT TOTAL</b>	<b>\$144,846</b>	<b>\$146,710</b>	<b>\$157,653</b>	<b>\$173,864</b>
<b>% CHANGE</b>		<b>1.29%</b>	<b>7.46%</b>	<b>10.28%</b>

*\*Unaudited*

#### **Positions by Division**

	<b>FY17 Actual</b>	<b>FY18 Actual</b>	<b>FY19 Adopted</b>
<b>520-9900 Public Defender FT/PT</b>	<b>2</b>	<b>2</b>	<b>2</b>
Assistant Public Defender	2	2	2
<b>Total Full Time/Part Time Positions</b>	<b>2</b>	<b>2</b>	<b>2</b>

## OLOST - Public Safety/Marshal

### **DEPARTMENT MISSION STATEMENT**

The Marshal's Department enforces the orders, writs and precepts of the Municipal Court. The department has original jurisdiction to enforce all orders and directives of the Municipal and Magistrate Courts.

#### **Expenditures By Division**

	<b>FY16 Actual</b>	<b>FY17 Actual</b>	<b>FY18 Actual*</b>	<b>FY19 Adopted</b>
5309900 Marshal	\$325,765	\$311,244	\$368,761	\$335,739
<b>DEPARTMENT TOTAL</b>	<b>\$325,765</b>	<b>\$311,244</b>	<b>\$368,761</b>	<b>\$335,739</b>
<b>% CHANGE</b>		<b>-4.46%</b>	<b>18.48%</b>	<b>-8.95%</b>

*\*Unaudited*

#### **Expenditures By Category**

	<b>FY16 Actual</b>	<b>FY17 Actual</b>	<b>FY18 Actual*</b>	<b>FY19 Adopted</b>
Personal Services	\$325,765	\$311,244	\$319,324	\$331,959
Operations	-	-	\$2,175	\$2,200
<b>OPERATING BUDGET</b>	<b>\$325,765</b>	<b>\$311,244</b>	<b>\$321,499</b>	<b>\$334,159</b>
Capital Budget	-	-	\$47,262	\$1,580
<b>DEPARTMENT TOTAL</b>	<b>\$325,765</b>	<b>\$311,244</b>	<b>\$368,761</b>	<b>\$335,739</b>
<b>% CHANGE</b>		<b>-4.46%</b>	<b>18.48%</b>	<b>-8.95%</b>

*\*Unaudited*

#### **Positions by Division**

		<b>FY17 Actual</b>	<b>FY18 Actual</b>	<b>FY19 Adopted</b>
<b>530-9900 Marshal</b>	<b>FT/PT</b>	<b>5</b>	<b>5</b>	<b>5</b>
Deputy Marshal		5	5	5
<b>Total Full Time/Part Time Positions</b>		<b>5</b>	<b>5</b>	<b>5</b>

### **Budget Notes:**

\$3,930 (including benefits) Annual Supplement for 16 Sworn Officers

### **Capital Outlay: \$3,780**

One (1) License Plate Reader Renewal = \$2,200

Two (2) Body Armors (Replacement) = \$1,580



## OLOST - Public Safety/Clerk of Municipal Court

### **DEPARTMENT MISSION STATEMENT**

The voters of Muscogee County elect the Clerk of Municipal Court to a four-year term. Municipal Court has jurisdiction of civil cases when the amount does not exceed \$15,000 including suits for damages, breach of contract, and garnishments and writs of possession up to \$15,000. In addition, all dispossessory proceedings, attachment levies, foreclosure liens and distress warrants are handled in Municipal Court. The Clerk of Municipal Court must record and maintain minutes and pleadings; collect and disburse court monies and costs to litigants. Warrants are also issued for bad checks, peace, criminal charges and good behavior.

### **Expenditures By Division**

	<b>FY16 Actual</b>	<b>FY17 Actual</b>	<b>FY18 Actual*</b>	<b>FY19 Adopted</b>
5309902 Municipal Court Clerk	\$86,307	\$93,332	\$96,017	\$94,889
<b>DEPARTMENT TOTAL</b>	<b>\$86,307</b>	<b>\$93,332</b>	<b>\$96,017</b>	<b>\$94,889</b>
<b>% CHANGE</b>		<b>8.14%</b>	<b>2.88%</b>	<b>-1.17%</b>

*\*Unaudited*

### **Expenditures By Category**

	<b>FY16 Actual</b>	<b>FY17 Actual</b>	<b>FY18 Actual*</b>	<b>FY19 Adopted</b>
Personal Services	\$86,307	\$93,332	\$96,017	\$94,889
Operations	-	-	-	-
<b>OPERATING BUDGET</b>	<b>\$86,307</b>	<b>\$93,332</b>	<b>\$96,017</b>	<b>\$94,889</b>
Capital Budget	-	-	-	-
<b>DEPARTMENT TOTAL</b>	<b>\$86,307</b>	<b>\$93,332</b>	<b>\$96,017</b>	<b>\$94,889</b>
<b>% CHANGE</b>		<b>8.14%</b>	<b>2.88%</b>	<b>-1.17%</b>

*\*Unaudited*

### **Positions by Division**

	<b>FY17 Actual</b>	<b>FY18 Actual</b>	<b>FY19 Adopted</b>
<b>530-9902 Municipal Court Clerk FT/PT</b>	<b>2/0</b>	<b>2/0</b>	<b>2/0</b>
Senior Deputy Clerk	1	1	1
Deputy Clerk II	1	1	1
<b>Total Full Time/Part Time Positions</b>	<b>2/0</b>	<b>2/0</b>	<b>2/0</b>

## OLOST - Public Safety/Probate Court

### DEPARTMENT MISSION STATEMENT

The Judge of Probate is elected to a four-year term. Legal issues regarding the probate of wills; administration of estates; marriage licenses; mental health statutes; and guardians for minors are handled by this court.

#### Expenditures By Division

	<b>FY16 Actual</b>	<b>FY17 Actual</b>	<b>FY18 Actual*</b>	<b>FY19 Adopted</b>
5409900 Probate Court	\$43,769	\$43,435	\$43,484	\$44,022
<b>DEPARTMENT TOTAL</b>	<b>\$43,769</b>	<b>\$43,435</b>	<b>\$43,484</b>	<b>\$44,022</b>
<b>% CHANGE</b>		<b>-0.76%</b>	<b>0.11%</b>	<b>1.24%</b>

*\*Unaudited*

#### Expenditures By Category

	<b>FY16 Actual</b>	<b>FY17 Actual</b>	<b>FY18 Actual*</b>	<b>FY19 Adopted</b>
Personal Services	\$43,769	\$43,435	\$43,484	\$44,022
Operations	\$0	\$0	\$0	\$0
<b>OPERATING BUDGET</b>	<b>\$43,769</b>	<b>\$43,435</b>	<b>\$43,484</b>	<b>\$44,022</b>
Capital Budget	\$0	\$0	\$0	\$0
<b>DEPARTMENT TOTAL</b>	<b>\$43,769</b>	<b>\$43,435</b>	<b>\$43,484</b>	<b>\$44,022</b>
<b>% CHANGE</b>		<b>-0.76%</b>	<b>0.11%</b>	<b>1.24%</b>

*\*Unaudited*

#### Positions by Division

	<b>FY17 Actual</b>	<b>FY18 Actual</b>	<b>FY19 Adopted</b>
<b>540-9900 Probate Court</b>	<b>1</b>	<b>1</b>	<b>1</b>
Deputy Clerk II	1	1	1
<b>Total Full Time/Part Time Positions</b>	<b>1</b>	<b>1</b>	<b>1</b>

## OLOST - Public Safety/Sheriff

### DEPARTMENT MISSION STATEMENT

We, the members of the Muscogee County Sheriff's Office, are dedicated to safeguarding the lives and property of our community through fair and impartial treatment of all citizens. We strive to protect the community and to operate the Muscogee County Jail within the boundaries of the State and U.S. Constitutions while providing safe, humane and secure environment for both the staff and inmates. We are committed to effectively serving the Judiciary needs of all the Courts within our jurisdiction. We seek to strengthen our partnerships with all facets of our community and will fulfill our duties by adapting to the changing needs of our citizens and by adhering to the highest standards of integrity, ethics and professionalism when performing our duties as employees of Muscogee County Sheriff's Office.

### Expenditures By Division

	FY16 Actual	FY17 Actual	FY18 Actual*	FY19 Adopted
5509900 Sheriff	\$2,738,254	\$2,669,350	\$3,407,269	\$2,908,327
<b>DEPARTMENT TOTAL</b>	<b>\$2,738,254</b>	<b>\$2,669,350</b>	<b>\$3,407,269</b>	<b>\$2,908,327</b>
<b>% CHANGE</b>		<b>-2.52%</b>	<b>27.64%</b>	<b>-14.64%</b>

\*Unaudited

### Expenditures By Category

	FY16 Actual	FY17 Actual	FY18 Actual*	FY19 Adopted
Personal Services	\$2,563,964	\$2,457,951	\$2,942,002	\$2,828,327
Operations	-	-	\$201,622	\$80,000
<b>OPERATING BUDGET</b>	<b>\$2,563,964</b>	<b>\$2,457,951</b>	<b>\$3,143,624</b>	<b>\$2,908,327</b>
Capital Budget	\$174,290	\$211,399	\$263,645	-
<b>DEPARTMENT TOTAL</b>	<b>\$2,738,254</b>	<b>\$2,669,350</b>	<b>\$3,407,269</b>	<b>\$2,908,327</b>
<b>% CHANGE</b>		<b>-2.52%</b>	<b>27.64%</b>	<b>-14.64%</b>

\*Unaudited

### Positions by Division

		FY17 Actual	FY18 Actual	FY19 Adopted
<b>550-1000 Admin</b>	<b>FT/PT</b>	<b>13</b>	<b>13</b>	<b>13</b>
Deputy Sheriff		13	13	13
<b>550-2600 Detention</b>	<b>FT/PT</b>	<b>13</b>	<b>13</b>	<b>13</b>
Lieutenant		2	2	2
Sergeant		2	2	2
Sheriff Correctional Officers		9	9	9
<b>Total Full Time/Part Time Positions</b>		<b>26</b>	<b>26</b>	<b>26</b>

### Budget Notes:

\$3,930 (including benefits) Annual Supplement for 326 Sworn Officers

### Operations: \$80,000

Inmate Video Visitation System = \$80,000 (Year 2 of 4)

## OLOST - Public Safety/Coroner

### **DEPARTMENT MISSION STATEMENT**

The Coroner's office exists to serve the residents and visitors of Muscogee County by conducting thorough medico legal death investigations. The Coroner's Office will remain diligent in our effort to seek the truth, establish accurate conclusions, produce prompt reports and function with integrity and compassion in all aspects of our specialized professional expertise and dedicate ourselves to continuous progress towards excellence.

### **Expenditures By Division**

	<b>FY16 Actual</b>	<b>FY17 Actual</b>	<b>FY18 Actual*</b>	<b>FY19 Adopted</b>
5709900 Coroner	\$8,046	\$7,927	\$7,760	\$7,859
<b>DEPARTMENT TOTAL</b>	<b>\$8,046</b>	<b>\$7,927</b>	<b>\$7,760</b>	<b>\$7,859</b>
<b>% CHANGE</b>		<b>-1.48%</b>	<b>-2.11%</b>	<b>1.28%</b>

*\*Unaudited*

### **Expenditures By Category**

	<b>FY16 Actual</b>	<b>FY17 Actual</b>	<b>FY18 Actual*</b>	<b>FY19 Adopted</b>
Personal Services	\$8,046	\$7,927	\$7,760	\$7,859
Operations	-	-	-	-
<b>OPERATING BUDGET</b>	<b>\$8,046</b>	<b>\$7,927</b>	<b>\$7,760</b>	<b>\$7,859</b>
Capital Budget	-	-	-	-
<b>DEPARTMENT TOTAL</b>	<b>\$8,046</b>	<b>\$7,927</b>	<b>\$7,760</b>	<b>\$7,859</b>
<b>% CHANGE</b>		<b>-1.48%</b>	<b>-2.11%</b>	<b>1.28%</b>

*\*Unaudited*

### **Budget Note:**

\$3,930 (including benefits) Annual Supplement for 2 Sworn Officers

## OLOST - Public Safety/Recorder's Court

### **DEPARTMENT MISSION STATEMENT**

Recorders Court hears traffic, criminal and city ordinance cases made by the Columbus Police Department, Special Enforcement, Airport Police, Housing Authority, Metro Narcotic Task Force, Fire Department and the Georgia State Patrol. The court's functional responsibility is to set bail, issue warrants, collect fines/bonds, hear and determine if probable cause exists for Superior/State Court offenses, and adjudicate City Ordinances and certain state offenses. The Treasury Division collects all fines/bonds and other monies directed by the Courts.

### **Expenditures By Division**

	<b>FY16 Actual</b>	<b>FY17 Actual</b>	<b>FY18 Actual*</b>	<b>FY19 Adopted</b>
5809900 Recorder's Court	\$78,662	\$68,153	\$113,979	\$81,857
<b>DEPARTMENT TOTAL</b>	<b>\$78,662</b>	<b>\$68,153</b>	<b>\$113,979</b>	<b>\$81,857</b>
<b>% CHANGE</b>		<b>-13.36%</b>	<b>67.24%</b>	<b>-28.18%</b>

*\*Unaudited*

### **Expenditures By Category**

	<b>FY16 Actual</b>	<b>FY17 Actual</b>	<b>FY18 Actual*</b>	<b>FY19 Adopted</b>
Personal Services	\$ 78,662	\$ 68,153	\$ 113,979	\$ 81,857
Operations	-	-	-	-
<b>OPERATING BUDGET</b>	<b>\$ 78,662</b>	<b>\$ 68,153</b>	<b>\$ 113,979</b>	<b>\$ 81,857</b>
Capital Budget	-	-	-	-
<b>DEPARTMENT TOTAL</b>	<b>\$ 78,662</b>	<b>\$ 68,153</b>	<b>\$ 113,979</b>	<b>\$ 81,857</b>
<b>% CHANGE</b>		<b>-13.36%</b>	<b>67.24%</b>	<b>-28.18%</b>

*\*Unaudited*

**Positions by Division**

		<b>FY17 Actual</b>	<b>FY18 Actual</b>	<b>FY19 Adopted</b>
<b>580-9900 Recorder's Court</b>	<b>Full Time</b>	<b>2</b>	<b>2</b>	<b>2</b>
Judicial Admin. Technician II*		2	2	0
Deputy Clerk II*		0	0	2
<b>Total Full Time/Part Time Positions</b>		<b>2</b>	<b>2</b>	<b>2</b>

*\*Two (2) Judicial Administrative Tech II (G10) reclassified to Deputy Clerk II (G12) in FY19*

## OLOST - Public Safety/Non-Departmental

### **DEPARTMENT MISSION STATEMENT**

Appropriations and expenditures, which pertain solely to a specific department, are budgeted by that department. However, there are certain expenditures, which are not applicable to a specific department, and the non-categorical section has been established for recording these appropriations and expenditures.

#### **Expenditures By Division**

	<b>FY16 Actual</b>	<b>FY17 Actual</b>	<b>FY18 Actual*</b>	<b>FY19 Adopted</b>
5902000 Contingency	-	-	-	\$138,412
5903000 Non-Categorical	\$1,649,488	\$1,756,033	\$1,804,513	\$2,380,580
5904000 Interfund Transfers	\$2,793,232	\$2,364,471	\$2,475,732	\$3,000,680
<b>DEPARTMENT TOTAL</b>	<b>\$4,442,720</b>	<b>\$4,120,504</b>	<b>\$4,280,245</b>	<b>\$5,519,672</b>
<b>% CHANGE</b>		<b>-7.25%</b>	<b>3.88%</b>	<b>28.96%</b>

*\*Unaudited*

#### **Expenditures By Category**

	<b>FY16 Actual</b>	<b>FY17 Actual</b>	<b>FY18 Actual*</b>	<b>FY19 Adopted</b>
Personal Services	-	-	-	\$138,412
Operations	\$4,442,720	\$4,120,504	\$4,280,245	\$4,501,873
<b>OPERATING BUDGET</b>	<b>\$4,442,720</b>	<b>\$4,120,504</b>	<b>\$4,280,245</b>	<b>\$4,640,285</b>
Capital Budget	-	-	-	\$879,387
<b>DEPARTMENT TOTAL</b>	<b>\$4,442,720</b>	<b>\$4,120,504</b>	<b>\$4,280,245</b>	<b>\$5,519,672</b>
<b>% CHANGE</b>		<b>-7.25%</b>	<b>3.88%</b>	<b>28.96%</b>

*\*Unaudited*

### **Budget Notes:**

Personnel Benefits - \$138,412

Cost Allocation/Risk Management/Worker's Compensation - \$554,327

Debt Service - \$1,100,794

800 MHz Radio System Upgrade and Maintenance, Motorola Migration Assurance Plan (MAP)

Public Safety Portion (Year 4 of 10) - \$842,490

Motorola Siren Maintenance (Year 3 of 9) - \$104,376

Court Management System - \$750,000

Jail Generator Upgrade - \$879,387

Transfer to Emergency Telephone Fund - \$1,149,886



## OLOST - Public Safety/Transportation

### **DEPARTMENT MISSION STATEMENT**

METRA's mission is to provide safe, reliable, dependable and cost-effective transit service with a professional team of employees, dedicated to their customer needs and committed to excellence.

#### **Expenditures By Division**

	<b>FY16</b>	<b>FY17</b>	<b>FY18</b>	<b>FY19</b>
	<b>Actual</b>	<b>Actual</b>	<b>Actual*</b>	<b>Adopted</b>
6109900 METRA - LOST	\$3,978	\$3,967	\$4,169	\$3,930
<b>DEPARTMENT TOTAL</b>	<b>\$3,978</b>	<b>\$3,967</b>	<b>\$4,169</b>	<b>\$3,930</b>
<b>% CHANGE</b>		<b>-0.28%</b>	<b>5.09%</b>	<b>-5.73%</b>

*\*Unaudited*

#### **Expenditures By Category**

	<b>FY16</b>	<b>FY17</b>	<b>FY18</b>	<b>FY19</b>
	<b>Actual</b>	<b>Actual</b>	<b>Actual*</b>	<b>Adopted</b>
Personal Services	\$3,978	\$3,967	\$4,169	\$3,930
Operations	-	-	-	-
<b>OPERATING BUDGET</b>	<b>\$3,978</b>	<b>\$3,967</b>	<b>\$4,169</b>	<b>\$3,930</b>
Capital Budget	-	-	-	-
<b>DEPARTMENT TOTAL</b>	<b>\$3,978</b>	<b>\$3,967</b>	<b>\$4,169</b>	<b>\$3,930</b>
<b>% CHANGE</b>		<b>-0.29%</b>	<b>5.09%</b>	<b>-5.73%</b>

*\*Unaudited*

### **Budget Notes:**

\$3,930 (including benefits) Annual Supplement for 1 Sworn Officer

## 2009 OTHER LOCAL OPTION SALES TAX (LOST) FUND - INFRASTRUCTURE

**The Other Local Option Sales Tax Fund is an operating fund of the government that accounts for all financial resources related to the 30% portion for Infrastructure of the other Local Option Sales Tax implemented in 2009.**

## OLOST - Infrastructure/Information Technology

### **DEPARTMENT MISSION STATEMENT**

To provide efficient, innovative, and cost effective Information Technology Services necessary to support and enhance the daily business operations of the Consolidated government so as to better serve the citizens of Columbus, Georgia.

#### **Expenditures By Division**

	<b>FY16 Actual</b>	<b>FY17 Actual</b>	<b>FY18 Actual*</b>	<b>FY19 Adopted</b>
2109901 Information Technology	\$512,893	\$1,106,158	\$949,547	\$1,520,321
<b>DEPARTMENT TOTAL</b>	<b>\$512,893</b>	<b>\$1,106,158</b>	<b>\$949,547</b>	<b>\$1,520,321</b>
<b>% CHANGE</b>		<b>115.67%</b>	<b>-14.16%</b>	<b>60.11%</b>

*\*Unaudited*

#### **Expenditures By Category**

	<b>FY16 Actual</b>	<b>FY17 Actual</b>	<b>FY18 Actual*</b>	<b>FY19 Adopted</b>
Personal Services	-	-	-	-
Operations	-	\$635,000	\$604,144	-
<b>OPERATING BUDGET</b>	<b>-</b>	<b>\$635,000</b>	<b>\$604,144</b>	<b>-</b>
Capital Budget	\$512,893	\$471,158	\$345,403	\$1,520,321
<b>DEPARTMENT TOTAL</b>	<b>\$512,893</b>	<b>\$1,106,158</b>	<b>\$949,547</b>	<b>\$1,520,321</b>
<b>% CHANGE</b>		<b>115.67%</b>	<b>-14.16%</b>	<b>60.11%</b>

*\*Unaudited*

### **Budget Notes:**

\$125,000 will be used for Computer Equipment

\$125,000 will be used for IBM Storage

\$206,254 will be used for Core Switch

\$764,067 will be used for Finance/Payroll/HR System Upgrade (Year 4 of 4)

\$300,000 will be used for Energov Upgrade

## OLOST - Infrastructure/Engineering

### **DEPARTMENT MISSION STATEMENT**

To provide an enhanced quality of life for all citizens who live and work in the region by: the delivery of an effective/safe transportation system to move people and goods throughout the community; provide management that is environmentally sensitive to our Natural Resources through the oversight of Storm Water and drainage structure, and to provide data, construction, and communication support to other City Departments by the effective and efficient delivery of Geographical Information, Construction Management, and Radio Communications.

### **Expenditures By Division**

	<b>FY16 Actual</b>	<b>FY17 Actual</b>	<b>FY18 Actual*</b>	<b>FY19 Adopted</b>
2509901 Engineering	\$2,224,254	\$1,908,532	\$1,016,978	\$1,800,000
<b>DEPARTMENT TOTAL</b>	<b>\$2,224,254</b>	<b>\$1,908,532</b>	<b>\$1,016,978</b>	<b>\$1,800,000</b>
<b>% CHANGE</b>		<b>-14.19%</b>	<b>-46.71%</b>	<b>76.99%</b>

*\*Unaudited*

### **Expenditures By Category**

	<b>FY16 Actual</b>	<b>FY17 Actual</b>	<b>FY18 Actual*</b>	<b>FY19 Adopted</b>
Personal Services	-	-	-	-
Operations	\$103,262	\$1,332,083	\$376,506	-
<b>OPERATING BUDGET</b>	<b>\$103,262</b>	<b>\$1,332,083</b>	<b>\$376,506</b>	<b>-</b>
Capital Budget	\$2,120,992	\$576,449	\$640,472	\$1,800,000
<b>DEPARTMENT TOTAL</b>	<b>\$2,224,254</b>	<b>\$1,908,532</b>	<b>\$1,016,978</b>	<b>\$1,800,000</b>
<b>% CHANGE</b>		<b>-14.19%</b>	<b>-46.71%</b>	<b>76.99%</b>

*\*Unaudited*

### **Budget Notes:**

Flood Abatement/Stormwater - \$400,000

Roads/Bridges - \$1,400,000

## OLOST - Infrastructure/Public Works

### **DEPARTMENT MISSION STATEMENT**

The Department of Public Works strives to serve the community by providing street and road maintenance, storm drainage, environmental enforcement, urban forest maintenance, waste disposal and maintenance of city owned properties in a safe and efficient manner, which is sensitive to the environment. The department is committed to doing its part to enhance the high quality of life for the current and future generations.

### **Expenditures By Division**

	<b>FY16 Actual</b>	<b>FY17 Actual</b>	<b>FY18 Actual*</b>	<b>FY19 Adopted</b>
2609901 Public Works	\$727,723	\$1,138,855	\$1,026,035	\$500,400
<b>DEPARTMENT TOTAL</b>	<b>\$727,723</b>	<b>\$1,138,855</b>	<b>\$1,026,035</b>	<b>\$500,400</b>
<b>% CHANGE</b>		<b>56.50%</b>	<b>-9.91%</b>	<b>-51.23%</b>

*\*Unaudited*

### **Expenditures By Category**

	<b>FY16 Actual</b>	<b>FY17 Actual</b>	<b>FY18 Actual*</b>	<b>FY19 Adopted</b>
Personal Services	-	-	-	-
Operations	\$585,131	\$1,078,855	\$633,276	-
<b>OPERATING BUDGET</b>	<b>\$585,131</b>	<b>\$1,078,855</b>	<b>\$633,276</b>	<b>-</b>
Capital Budget	\$142,592	\$60,000	\$392,759	\$500,400
<b>DEPARTMENT TOTAL</b>	<b>\$727,723</b>	<b>\$1,138,855</b>	<b>\$1,026,035</b>	<b>\$500,400</b>
<b>% CHANGE</b>		<b>56.50%</b>	<b>-9.91%</b>	<b>-51.23%</b>

*\*Unaudited*

### **Budget Notes:**

Facility Improvements - \$500,400

## OLOST - Infrastructure/Non-Departmental

### **DEPARTMENT MISSION STATEMENT**

Appropriations and expenditures, which pertain solely to a specific department, are budgeted by that department. However, there are certain expenditures, which are not applicable to a specific department, and the non-categorical section has been established for recording these appropriations and expenditures.

#### **Expenditures By Division**

	<b>FY16 Actual</b>	<b>FY17 Actual</b>	<b>FY18 Actual*</b>	<b>FY19 Adopted</b>
5903000 Non-Categorical	\$341,203	\$322,738	\$299,440	\$265,706
5904000 Interfund Transfers	\$5,964,117	\$6,004,909	\$6,000,098	\$6,013,573
<b>DEPARTMENT TOTAL</b>	<b>\$6,305,320</b>	<b>\$6,327,647</b>	<b>\$6,299,538</b>	<b>\$6,279,279</b>
<b>% CHANGE</b>		<b>0.35%</b>	<b>-0.44%</b>	<b>-0.32%</b>

*\*Unaudited*

#### **Expenditures By Category**

	<b>FY16 Actual</b>	<b>FY17 Actual</b>	<b>FY18 Actual*</b>	<b>FY19 Adopted</b>
Personal Services	-	-	-	-
Operations	\$6,305,320	\$6,327,647	\$6,299,538	\$6,279,279
<b>OPERATING BUDGET</b>	<b>\$6,305,320</b>	<b>\$6,327,647</b>	<b>\$6,299,538</b>	<b>\$6,279,279</b>
Capital Budget	-	-	-	-
<b>DEPARTMENT TOTAL</b>	<b>\$6,305,320</b>	<b>\$6,327,647</b>	<b>\$6,299,538</b>	<b>\$6,279,279</b>
<b>% CHANGE</b>		<b>0.35%</b>	<b>-0.44%</b>	<b>-0.32%</b>

*\*Unaudited*

### **Budget Notes:**

Cost Allocation/Risk Management/Workers' Compensation - \$5,226

Debt Service - \$6,274,053:

800 MHz Radio System Upgrade and Maintenance, Motorola Migration Assurance Plan (MAP)  
(General Government Portion) Year 4 of 10 - 260,480



# STORMWATER (SEWER) FUND

**The Stormwater (Sewer) Fund  
accounts for the operations,  
maintenance and improvement  
of the storm and sanitary sewer  
systems.**

[Return to Table of Contents](#)





This page intentionally left blank.



## Stormwater (Sewer) Fund

### Expenditures By Division

		<b>FY16 Actual</b>	<b>FY17 Actual</b>	<b>FY18 Actual*</b>	<b>FY19 Adopted</b>
2502300	Drainage	\$336,327	\$431,918	\$317,159	\$334,725
2502600	Stormwater	\$251,369	\$263,117	\$320,797	\$328,796
2603210	Sewer Maintenance	\$3,199,707	\$3,202,757	\$3,102,629	\$3,673,426
2603710	Other Repairs & Maintenance	-	-	-	\$5,000
5902000	Contingency	-	-	-	\$42,133
5903000	Non-Categorical	\$326,510	\$347,290	\$330,256	\$302,528
5904000	Inter Fund Transfer	\$1,013,711	\$1,003,179	\$4,087,642	\$1,145,602
<b>Total</b>		<b>\$5,127,624</b>	<b>\$5,248,261</b>	<b>\$8,158,483</b>	<b>\$5,832,210</b>
<b>% CHANGE</b>			<b>2.35%</b>	<b>55.45%</b>	<b>-28.51%</b>

*\*Unaudited*

### Expenditures By Category

	<b>FY16 Actual</b>	<b>FY17 Actual</b>	<b>FY18 Actual*</b>	<b>FY19 Adopted</b>
Personal Services	\$2,871,095	\$2,819,753	\$2,581,550	\$3,051,469
Operations	\$1,865,696	\$1,852,138	\$4,969,674	\$2,084,695
Capital Budget	\$390,833	\$576,370	\$607,259	\$696,046
<b>Total</b>	<b>\$5,127,624</b>	<b>\$5,248,261</b>	<b>\$8,158,483</b>	<b>\$5,832,210</b>
<b>% CHANGE</b>		<b>2.35%</b>	<b>55.45%</b>	<b>-28.51%</b>

*\*Unaudited*

**Positions by Division**

	<b>FY17 Actual</b>	<b>FY18 Actual</b>	<b>FY19 Adopted</b>
<b>250-2300 Drainage</b>	<b>6/0</b>	<b>5/0</b>	<b>5/0</b>
Engineer Inspector	2	2	2
Project Engineer	2	2	2
Survey Crew Worker*	1	0	0
Survey Technician	1	1	1
<b>260-3210 Sewer Maintenance</b>	<b>55/0</b>	<b>55/0</b>	<b>55/0</b>
Administrative Technician	1	1	1
Assistant Stormwater Manager	1	1	1
Chemical Application Supervisor	1	1	1
Chemical Application Technician	2	2	2
Correctional Detail Officer Supervisor**	0	1	1
Correctional Detail Officer - Stormwater***	12	11	11
Crew Leader - Stormwater***	4	4	4
Equipment Operator Crew Leader****	1	1	0
Equipment Operator I	3	3	3
Equipment Operator II	4	4	4
Equipment Operator III	8	8	8
GIS Technician I****	0	0	1
Heavy Equipment Supervisor****	0	0	1
Maintenance Worker I****	14	14	13
Stormwater Crew Supervisor**	2	2	2
Stormwater Drainage Technician****	1	1	1
Stormwater Manager	1	1	1
<b>250-2600 Stormwater</b>	<b>4/0</b>	<b>5/0</b>	<b>5/0</b>
Stormwater Data Inspector*	1	2	2
Stormwater Data Technician I	1	1	1
Stormwater Data Technician II	1	1	1
Stormwater Management Engineer	1	1	1
<b>Total Full Time/Part Time Positions</b>	<b>65/0</b>	<b>65/0</b>	<b>65/0</b>

\* One Survey Crew Worker (G9) reclassified to Stormwater Data Inspector (G16) in FY18.

\*\*One Stormwater Crew Supervisor (G15) reclassified to Correctional Officer Detail Supervisor (PS15) in FY18.

\*\*\*One Correctional Detail Officer (PS12) reclassified to Crew Leader Stormwater (G12) in FY18.

\*\*\*\*One Equipment Operator Crew Leader (G13) reclassified to Heavy Equipment Supervisor (G15), one Maintenance Worker I (G7) reclassified to GIS Technician I (G14), and one Storm Drainage Technician reclassified from a (G15) to a (G13) in FY19.

## Drainage

### Program Description:

The Drainage division is responsible for review and inspection of site development construction projects. These duties include but are not limited to: insuring proper handling of Stormwater runoff and compliance with the new Unified Development Ordinance.

### Goals, Objectives and Performance Data

<b>Goal:</b>	<b>To review plans within a timely manner and provide onsite inspection.</b>		
<b>Objective:</b>	<b>To ensure compliance with Federal, State and Local laws.</b>		
<b>Performance Indicators:</b>	<b>FY17 Actual</b>	<b>FY18 Actual</b>	<b>FY19 Adopted</b>
Number of plans reviewed	83	76	75

<b>Goal:</b>	<b>To document in-stream water quality trends as described in the Columbus Consolidated Government's Georgia Environmental Protection Division (GAEPD) approved Stormwater Management Program to include the Wet Weather and ambient creek monitoring programs.</b>		
<b>Objective:</b>	<b>Perform required water quality monitoring for the wet weather and ambient water quality programs.</b>		
<b>Performance Indicators:</b>	<b>FY17 Actual</b>	<b>FY18 Actual</b>	<b>FY19 Adopted</b>
Number of samples collected for two monitoring	368	208	208

<b>Goal:</b>	<b>To conduct inspections of Construcion Sites in accordance with performance measures identified in the Columbus Consolidated Government's Georgia Environmental Protection Devision (GAEPD) approved Stormwater Management Plan.</b>		
<b>Objective:</b>	<b>The Georgia Environmental Protection Division requires that construction sites with coverage under the State's Construcion Activities Stormwater Discharge permit be inspected per a schedule that the regulated community (CCG) identifies in it's Stormwater Management Plan.</b>		
<b>Performance Indicators:</b>	<b>FY17 Actual</b>	<b>FY18 Actual</b>	<b>FY19 Projected</b>
Number of inspections performed	3,199	3,085	3,150

## Stormwater

### Program Description:

The Stormwater division, managed by the Engineering Department of the Development Resource Center is responsible for providing engineering services for the Columbus Consolidated Government. Services include reporting and monitoring Stormwater activity, meeting federal and state Stormwater mandates.

### Goals, Objectives and Performance Data

<b>Goal:</b>	<b>To educate our citizens and promote environmental stewardship through our Public Information &amp; Education Program and perform required inlet marking as part of the Community Rating System (Floodplain Management Program).</b>		
<b>Objective:</b>	<b>Storm Sewer inlets marked (minimum 250/yr)</b>		
<b>Performance Indicators:</b>	<b>FY17 Actual</b>	<b>FY18 Actual</b>	<b>FY19 Projected</b>
Number of inlets marked	260	260	260

<b>Goal:</b>	<b>To meet the Georgia EPD inlet inspection requirement which mandates that all Municipal Separate Storm Sewer System (MS4) inlets be inspected at least once every five (5) years (20% annually). Based on the determination by the Engineering Department's Stormwater Manager, there are 17,712 (MS4) inlets within Muscogee County that meet the annual inspection requirement.</b>		
<b>Objective:</b>	<b>To inspected on average 3,600 inlets annually.</b>		
<b>Performance Indicators:</b>	<b>FY17 Actual</b>	<b>FY18 Actual</b>	<b>FY19 Projected</b>
Number of inlets inspected	8,500	4,000	4,000

## Stormwater Maintenance

### Program Description:

The Stormwater/Sewer Maintenance Division, managed by Public Works Department, is responsible for maintaining storm easements including ditches, inlets, drain pipes, watersheds, detention and retention ponds, construction and installation of storm sewers and ensuring the free flow of storm water.

### Goals, Objectives and Performance Data

<b>Goal:</b>	<b>To prevent or reduce flooding during heavy rain events due to stormwater pipe obstructions.</b>		
<b>Objective:</b>	<b>Pressure clean 3 miles of stormwater pipes annually to help prevent blockage.</b>		
<b>Performance Indicators:</b>	<b>FY17 Actual</b>	<b>FY18 Actual</b>	<b>FY19 Projected</b>
Miles of stormwater pipes pressured cleaned	3.9	3.0	3.0

<b>Goal:</b>	<b>To meet the Georgia EPD inlet inspection requirement which mandates that all Municipal Separate Store Sewer Systems (MS4) inlets be inspected at least once every five (5) years (20% annually). Base on determination by the Engineering Department's Stormwater Manager, there are 17,712 MS4 inlets within Muscogee County that meet the Georgia EPD five (5) year inspection requirement.</b>		
<b>Objective:</b>	<b>Inspect an average total of 3,600 inlets annually.</b>		
<b>Performance Indicators:</b>	<b>FY17 Actual</b>	<b>FY18 Actual</b>	<b>FY19 Projected</b>
Number of inlets inspected annually	325	110	110

<b>Goal:</b>	<b>To meet the Georgia EPD ditch inspection requirement, which mandates that all City maintained drainage ditches be inspected at least once every five (5) years (20% annually). Based on determination by the Engineering Department's Stormwater Manager and surveyors, there are 222 miles of ditches within Muscogee County that meet the five year inspection requirement.</b>		
<b>Objective:</b>	<b>Inspect an average total of 44.4 miles of ditches annually.</b>		
<b>Performance Indicators:</b>	<b>FY17 Actual</b>	<b>FY18 Actual</b>	<b>FY19 Projected</b>
Miles of ditches inspected annually	325	110	110

## Other Maintenance and Repairs

### Program Description:

The Facilities Maintenance Division is responsible for maintaining city facilities, including minor renovations. This cost center is established to account for maintenance and repair activities specific to the Sewer Fund divisions.

## Contingency

### Program Description:

Departments' budget specific appropriations and expenditures pertaining solely to that department. However, large emergency expenditures are not always accounted for by a specific department; therefore, we have established the contingency section to record these appropriations and expenditures.

## Non-Categorical

### Program Description:

Departments budget specific appropriations and expenditures pertaining solely to that department. However, certain expenditures are not applicable to a specific department and we have established the non-categorical section for recording these appropriations and expenditures. This cost center factors a cost allocation charge that reimburses the General Fund for administrative services provided in the previous year.

## Interfund Transfers

This activity accounts for operating transfers from the General Fund to other funds. Transfers are made to provide required matching funds for federal and/or state grants. Also, this activity accounts for resources transferred to other funds where actual costs are recorded with funding assistance from the General Fund, such as the Civic Center and Golf Courses. Finally, this activity accounts for transfers of funds allocated to the Capital Improvement Program.

Project Description	Budget
Pipe Rehabilitation/Replacement*	\$1,145,602
<b>TOTAL</b>	<b>\$1,145,602</b>

\* The detail for these projects can be found in the Capital Improvement Program Budget Book.

### Budget Notes:

The following capital was approved in this budget:

#### 250-2300 Drainage

Lifting Magnet and Manhole Cover Dolly = \$1,686

#### 260-3210 Stormwater Maintenance

Crew Cab Flat Bed Dump Truck (Replacement) = \$128,757

F150 Crew Cab 4 X 4 Pickup Truck (Replacement) = \$32,788

Large Aluminum Trench Box (Replacement) = \$14,000

Eductor Truck (Replacement) = \$422,589

7 YD Dump Truck (Replacement) = \$96,226





# PAVING FUND

**The Paving Fund accounts for maintenance of and improvements to the City's roads and bridges.**



## Paving Fund

### Expenditures By Division

	FY16 Actual	FY17 Actual	FY18 Actual*	FY19 Adopted
2502200 Highway & Roads	\$907,945	\$928,572	\$1,092,605	\$1,111,730
2603110 Repairs & Maintenance	\$3,755,703	\$4,035,598	\$3,866,975	\$4,580,425
2603120 Right of Way Maintenance	\$6,374,478	\$6,240,183	\$6,709,129	\$7,283,953
2603130 Community Services - Row Maintenance	\$222,059	\$230,575	\$214,687	\$285,429
2603710 Other Maintenance/Repairs	\$419	-	\$211	\$5,000
5902000 Contingency	-	-	-	\$125,974
5903000 Non-Categorical	\$1,115,104	1,090,347	\$1,078,922	\$954,219
5904000 Interfund Transfers	\$2,259,746	8,023,274	\$4,669,569	\$2,115,145
<b>DEPARTMENT TOTAL</b>	<b>\$14,635,454</b>	<b>\$20,548,549</b>	<b>\$17,632,098</b>	<b>\$16,461,875</b>
<b>% CHANGE</b>		<b>40.40%</b>	<b>-14.19%</b>	<b>-6.64%</b>

\* Unaudited

### Expenditures By Category

	FY16 Actual	FY17 Actual	FY18 Actual*	FY19 Adopted
Personal Services	\$7,305,752	\$7,387,268	\$7,411,009	\$7,881,446
Operations	\$6,630,104	\$12,573,270	\$9,443,841	\$7,604,642
Capital Budget	\$699,598	\$588,011	\$777,248	\$975,787
<b>DEPARTMENT TOTAL</b>	<b>\$14,635,454</b>	<b>\$20,548,549</b>	<b>\$17,632,098</b>	<b>\$16,461,875</b>
<b>% CHANGE</b>		<b>40.40%</b>	<b>-14.19%</b>	<b>-6.64%</b>

\* Unaudited

**Positions by Division**

	<b>FY17 Actual</b>	<b>FY18 Actual</b>	<b>FY19 Adopted</b>
<b>250-2200 Highways &amp; Roads</b>	<b>15/0</b>	<b>15/0</b>	<b>15/0</b>
Administrative Assistant*	1	0	0
Administrative Secretary	1	1	1
Engineering Director	1	1	1
Engineering Inspection Coordinator	1	1	1
Engineering Inspector	3	3	3
GIS Technician	1	1	1
Office Manager*	0	1	1
Project Engineer	1	1	1
Senior Engineer Technician	1	1	1
Survey Crew Leader	2	2	2
Survey Crew Worker	1	1	1
Survey Supervisor	1	1	1
Survey Technician	1	1	1
<b>260-3110 Repairs &amp; Maintenance</b>	<b>70/15</b>	<b>70/15</b>	<b>70/15</b>
Administrative Technician I	2	2	2
Assistant Street Maintenance Manager	1	1	1
Correctional Detail Officer - Heavy Equipment	1	1	1
Correctional Detail Officer - Streets	3	3	3
Equipment Operator I	6	6	6
Equipment Operator II	5	5	5
Equipment Operator III	10	10	10
GIS Technician II**	0	0	1
Heavy Equipment Operator	2	2	2
Heavy Equipment Supervisor	2	2	2
Inmate Labor	15	15	15
Maintenance Worker I**	17	17	16
Maintenance Worker II	4	4	4
Maintenance Worker III	6	6	6
Public Works Crew Leader	6	6	6
Public Works Crew Supervisor	2	2	2
Senior Heavy Equipment Operator	2	2	2
Street Maintenance Manager	1	1	1
<b>260-3120 Right of Way Maintenance</b>	<b>84/2</b>	<b>84/2</b>	<b>84/2</b>
Administrative Technician I	2	2	2
Assistant Manager - Beautification	1	1	1
Assistant Manager - Forestry	1	1	1
Chemical Applications Technician	2	2	2
Contract Inspector**	1	1	0
Correctional Detail Officer - Forestry	7	7	7
Correctional Detail Officer - Stormwater	2	2	2
Correctional Detail Officer - Street Maintenance	1	1	1
Correctional Detail Officer Supervisor**	0	0	1
Equipment Operator I	8	8	8
Equipment Operator II	11	11	11
Equipment Operator III	16	16	16
Forestry & Beautification Manager	1	1	1
Forestry Administrator	1	1	1
GIS Technology Supervisor**	0	0	1

**Positions by Division (continued)**

	<b>FY17 Actual</b>	<b>FY18 Actual</b>	<b>FY19 Adopted</b>
Maintenance Worker I	15	15	15
Maintenance Worker I (Temporary)	2	2	2
Public Works Crew Leader	4	4	4
Public Works Supervisor**	2	2	1
Tree Trimmer Crew Leader	4	4	4
Tree Trimmer Crew Leader II	2	2	2
Tree Trimmer I	1	1	1
Tree Trimmer II	1	1	1
Urban Forestry Supervisor	1	1	1
<b>260-3130 Community Service- Right of Way Maintenance</b>	<b>3/13</b>	<b>3/13</b>	<b>3/13</b>
Community Service Coordinator	1	1	1
Maintenance Worker I - Part Time	13	13	13
Public Services Crew Leader	2	2	2
<b>Total Full Time/Part Time Positions</b>	<b>172/30</b>	<b>172/30</b>	<b>172/30</b>

\*One (1) Administrative Assistant (G12) reclassified to Office Manager (G14) in FY18.

\*\*One (1) Maintenance Worker I (G7) reclassified to GIS Technician II (G15), one (1) Public Works Supervisor (G15) reclassified to Correctional Detail Supervisor (PS15), and one (1) Contract Inspector (G14) reclassified to GIS Technology Supervisor (G16) in FY19.

## Highway and Roads

### Program Description:

The Highway and Roads division, managed by the Engineering Department, provides engineering services to agencies of the Columbus Consolidated Government. Services include street acceptance, preparation of engineering reports and studies, identifying easements and public right of ways, drafting construction plans, contracts and specifications, inspecting construction projects and administering construction contracts. The division manages the pavement management program.

<b>Goal:</b>	<b>To increase the citizen satisfaction of the City's roadways.</b>		
<b>Objective:</b>	<b>To reduce the number of calls for unsatisfactory utility repairs through permit management.</b>		
	<b>FY17</b>	<b>FY18</b>	<b>FY19</b>
<b>Performance Indicators:</b>	<b>Actual</b>	<b>Actual</b>	<b>Projected</b>
Number of permits	2,356	1,700	1,800

<b>Goal:</b>	<b>To increase the life of existing streets by continual implementation of the Pavement Management System and maximize the benefit of the funds spent.</b>		
<b>Objective:</b>	<b>Improve the overall condition of streets.</b>		
	<b>FY17</b>	<b>FY18</b>	<b>FY19</b>
<b>Performance Indicators:</b>	<b>Actual</b>	<b>Actual</b>	<b>Projected</b>
Number of miles resurfaced.	10.5	9.0	11.0

<b>Goal:</b>	<b>To review plans within a timely manner and provide onsite inspection.</b>		
<b>Objective:</b>	<b>To ensure compliance with Federal, State, and Local laws.</b>		
	<b>FY17</b>	<b>FY18</b>	<b>FY19</b>
<b>Performance Indicators:</b>	<b>Actual</b>	<b>Actual</b>	<b>Projected</b>
Number of plans reviewed.	83	76	75

## Repairs & Maintenance

### Program Description:

To repair right-of-way areas; i.e. potholes, asphalt maintenance, curbs/gutters, sidewalks, guardrails, inlet tops and fences.

### Goals, Objectives and Performance Data

<b>Goal:</b>	<b>To improve asphalt maintenance by repairing pot holes, asphalt deficiencies, driveway aprons, and shoulders through generating in house work orders, addressing computer generated work orders, and addressing those highlighted on the Department of Transportation's Report as well as other reporting agencies.</b>		
<b>Objective:</b>	<b>To increase asphalt maintenance and repair by tonnage used.</b>		
	<b>FY17</b>	<b>FY18</b>	<b>FY19</b>
<b>Performance Indicators:</b>	<b>Actual</b>	<b>Actual</b>	<b>Projected</b>
Tonnage of asphalt used	2,416	2,974	3,000

<b>Goal:</b>	<b>To address all curb, gutter, sidewalk, inlets and various other concrete maintenance work generated by in house or computer generated work orders, or the DOT monthly report.</b>		
<b>Objective:</b>	<b>To keep sidewalks, curbs and gutters, in a safe and serviceable condition. As well as all concrete work called in to 311.</b>		
	<b>FY17</b>	<b>FY18</b>	<b>FY19</b>
<b>Performance Indicators:</b>	<b>Actual</b>	<b>Actual</b>	<b>Projected</b>
Yards of concrete poured	641	355	450

<b>Goal:</b>	<b>To provide fill material to perform maintenance to bring shoulders levels even with pavement levels.</b>		
<b>Objective:</b>	<b>Fill and compact 30 miles of unpaved state and city shoulders annually.</b>		
	<b>FY17</b>	<b>FY18</b>	<b>FY19</b>
<b>Performance Indicators:</b>	<b>Actual</b>	<b>Actual</b>	<b>Projected</b>
Miles of road shoulders repaired	64	58	60

<b>Goal:</b>	<b>To perform minimal maintenance on the 26 miles of unpaved streets and alleys.</b>		
<b>Objective:</b>	<b>Implement a system to provide minimal maintenance on the 26 miles of unpaved streets and alleys on a regular schedule.</b>		
	<b>FY17</b>	<b>FY18</b>	<b>FY19</b>
<b>Performance Indicators:</b>	<b>Actual</b>	<b>Actual</b>	<b>Projected</b>
Miles of dirt roads and alleys maintained	69	81	80

<b>Goal:</b>	<b>Support other departments and divisions with various types of equipment and operators.</b>		
<b>Objective:</b>	<b>Provide 10,000 hours of support to other city departments and divisions.</b>		
	<b>FY17</b>	<b>FY18</b>	<b>FY19</b>
<b>Performance Indicators:</b>	<b>Actual</b>	<b>Actual</b>	<b>Projected</b>
Number of hours supporting other departments and divisions	11,723	11,875	12,000

## Right of Way Maintenance

### Program Description:

To cut vegetation along city right-of-ways and city property, to apply herbicides to reduce the amount of unwanted vegetation, to provide landscaping activities along city right-of-ways and city property, to provide emergency response services for removal of debris, spills, and ice on the roadways, and to assist other divisions as needed. Also to provide urban forestry services to include removing, pruning, and planting of city trees. The division also provides contract inspection on the city's gateways and enforces the Tree Preservation and Replacement Ordinance.

<b>Goal:</b>	<b>To maintain a neat appearance within the city's small median type parks.</b>		
<b>Objective:</b>	<b>Service an average of 62 parks once every two weeks during peak growth months.</b>		
	<b>FY17</b>	<b>FY18</b>	<b>FY19</b>
<b>Performance Indicators:</b>	<b>Actual</b>	<b>Actual</b>	<b>Projected</b>
Average number of parks maintained every two weeks during peak growth months.	63	71	80

<b>Goal:</b>	<b>To maintain a well cut appearance of the city's right of ways and other property.</b>		
<b>Objective:</b>	<b>To cut 2,500 miles of right-of-way and other city property each year.</b>		
	<b>FY17</b>	<b>FY18</b>	<b>FY19</b>
<b>Performance Indicators:</b>	<b>Actual</b>	<b>Actual</b>	<b>Projected</b>
Annual miles of vegetation cut.	2,719	3,000	3,250

<b>Goal:</b>	<b>To prune trees on city properties.</b>		
<b>Objective:</b>	<b>Increase the number of trees pruned by 3%.</b>		
	<b>FY17</b>	<b>FY18</b>	<b>FY19</b>
<b>Performance Indicators:</b>	<b>Actual</b>	<b>Actual</b>	<b>Projected</b>
Number of trees pruned.	3,333	6,660	6,686

<b>Goal:</b>	<b>Reduce the frequency of needed cutting on right-of-ways and other property.</b>		
<b>Objective:</b>	<b>Treat 5,000 acres of land annually with herbicides.</b>		
	<b>FY17</b>	<b>FY18</b>	<b>FY19</b>
<b>Performance Indicators:</b>	<b>Actual</b>	<b>Actual</b>	<b>Projected</b>
Annual acreage treated.	2,707	4,800	5,000

<b>Goal:</b>	<b>To remove trees on city properties.</b>		
<b>Objective:</b>	<b>To maintain a consistent turn around on removal work orders of less than two weeks.</b>		
	<b>FY17</b>	<b>FY18</b>	<b>FY19</b>
<b>Performance Indicators:</b>	<b>Actual</b>	<b>Actual</b>	<b>Projected</b>
Number of trees removed.	877	1,754	1,774

<b>Goal:</b>	<b>To plant trees on city properties.</b>		
<b>Objective:</b>	<b>To maintain a level of trees planted between 500-700 yearly.</b>		
	<b>FY17</b>	<b>FY18</b>	<b>FY19</b>
<b>Performance Indicators:</b>	<b>Actual</b>	<b>Actual</b>	<b>Projected</b>
Trees planted.	653	736	800

## Community Service - ROW Maintenance

### Program Description:

Maintains two (2) city cemeteries and 40-50 city owned properties. Provide support for various city supported activities such as Riverfest Weekend, Help the Hooch, Christmas tree and telephone book recycling programs. Clean the city and county right-of-way of litter and debris.

<b>Goal:</b>	<b>To improve the quality of life in Columbus, Georgia by maintaining litter free roadways.</b>		
<b>Objective:</b>	<b>To increase the number of miles policed by 3% every year.</b>		
	<b>FY17</b>	<b>FY18</b>	<b>FY19</b>
<b>Performance Indicators:</b>	<b>Actual</b>	<b>Actual</b>	<b>Projected</b>
Number of miles policed	4,080	2,192	1,620
Pounds of litter removed	655,860	657,680	425,760



<b>Goal:</b>	Improve the quality of life and appearance of the City roadways, cemeteries and City owned lots through the efficient use of probationers.		
<b>Objective:</b>	Coordinate directly with the courts to increase by 5% the number of sentenced individuals and assigning them to the Department of Public Services.		
<b>Performance Indicators:</b>	<b>FY17 Actual</b>	<b>FY18 Actual</b>	<b>FY19 Projected</b>
Number of probationers assigned	340	599	648
Man hours used in Community Service	10,876	9,524	10,980

<b>Goal:</b>	To maintain the landscape of the Porterdale and East Porterdale Cemeteries.		
<b>Objective:</b>	To cut grass twice monthly during growing seasons.		
<b>Performance Indicators:</b>	<b>FY17 Actual</b>	<b>FY18 Actual</b>	<b>FY19 Projected</b>
Days needed to cut grass at cemeteries.	12	22	20

<b>Goal:</b>	To maintain the landscape of the city owned lots.		
<b>Objective:</b>	To cut weeds and grass on all city owned lots monthly.		
<b>Performance Indicators:</b>	<b>FY17 Actual</b>	<b>FY18 Actual</b>	<b>FY19 Projected</b>
Number of lots cut monthly.	30	28	25

## Other Maintenance & Repairs

### Program Description:

The Facilities Maintenance Division is responsible for maintaining city facilities, including minor renovations. This cost

## Contingency

### Program Description:

Departments budget specific appropriations and expenditures pertaining solely to that department. However, large emergency expenditures are not always accounted for by a specific department; therefore, we have established the contingency section to record these appropriations and expenditures.

## Non-Categorical

### Program Description:

Departments budget specific appropriations and expenditures pertaining solely to that department. However, certain expenditures are not applicable to a specific department and we have established the non-categorical section for recording these appropriations and expenditures. This cost center factors a cost allocation charge that reimburses the General Fund for administrative services provided in the previous year.

## Interfund Transfers

### Program Description:

This activity accounts for operating transfers from the General Fund to other funds. Transfers are made to provide required matching funds for federal and/or state grants. Also, this activity accounts for resources transferred to other funds where actual costs are recorded with funding assistance from the General Fund, such as the Civic Center and Golf Courses. Finally, this activity accounts for transfers of funds allocated to the Capital Improvement Program.

<b>Project Description:</b>	<b>Budget</b>
Resurfacing/Road Improvements	\$ 1,969,470
<b>Total:</b>	\$ 1,969,470

\* The detail for these projects can be found in the Capital Improvement Program Budget Book.

**Budget Notes:**

**250-2200 Highways & Roads**

Two Mid Size SUV 4 X 4 Explorer (Replacement) = \$65,000

Six iPad Air 2 128 GB Tablet = \$2,760

**260-3110 Streets**

Tandem Axle Fuel/Lube Truck (Replacement) = \$280,000

3 Ton Vibratory Asphalt Roller with 47" Drum (Replacement) = \$44,000

Excavator (Replacement) = \$295,000

**260-3120 Urban Forestry & Beautification**

2 Street Sweepers (Capital Lease Program) = \$100,000

Mid Size SUV 4 X 4 Explorer (Replacement) = \$32,500

Two F250 Crew Cab 4 X 4 Pickup Truck (Replacement) = \$66,154

Seven Farm Tractors (Replacement) = \$136,500

Sand Spreader = \$5,000

**260-3130 Community Services**

F150 Crew Cab 2WD Pickup Truck (Replacement) = \$27,873

Single Axle Utility Trailer (Replacement) = \$6,000

Zero Turn Mower with Bagger (Replacement) = \$15,000



# MEDICAL CENTER FUND

**The Medical Center Fund  
accounts for funding indigent  
hospital care for the residents of  
Columbus.**

[Return to Table of Contents](#)

## Medical Center Fund

### **DEPARTMENT MISSION STATEMENT**

The Consolidated Government and the Medical Center have a contractual agreement whereby hospital services are provided to indigent Muscogee County residents. The Medical Center receives an amount equal to the revenue produced by three mills of property tax to cover such services after the approval of said patient bills by the Consolidated Government.

### **Expenditures By Division**

	<b>FY16 Actual</b>	<b>FY17 Actual</b>	<b>FY18 Actual*</b>	<b>FY19 Adopted</b>
2003000 Medical Center	\$14,690,698	\$14,565,995	\$14,921,954	\$15,197,669
<b>DEPARTMENT TOTAL</b>	<b>\$14,690,698</b>	<b>\$14,565,995</b>	<b>\$14,921,954</b>	<b>\$15,197,669</b>
<b>% CHANGE</b>		<b>-0.85%</b>	<b>2.44%</b>	<b>1.85%</b>

*\*Unaudited*

### **Expenditures By Category**

	<b>FY16 Actual</b>	<b>FY17 Actual</b>	<b>FY18 Actual*</b>	<b>FY19 Adopted</b>
Personal Services	-	-	-	-
Operations	\$14,690,698	\$14,565,995	\$14,921,954	\$15,197,669
<b>OPERATING BUDGET</b>	<b>\$14,690,698</b>	<b>\$14,565,995</b>	<b>\$14,921,954</b>	<b>\$15,197,669</b>
Capital Budget	-	-	-	-
<b>DEPARTMENT TOTAL</b>	<b>\$14,690,698</b>	<b>\$14,565,995</b>	<b>\$14,921,954</b>	<b>\$15,197,669</b>
<b>% CHANGE</b>		<b>-0.85%</b>	<b>2.44%</b>	<b>1.85%</b>

*\*Unaudited*



This page intentionally left blank.



# INTEGRATED WASTE FUND

**The Integrated Waste Fund  
accounts for the expenses  
associated with the collection  
and disposal of solid waste and  
recycling.**

[Return to Table of Contents](#)



## Integrated Waste Fund

### Expenditures By Division

		FY16 Actual	FY17 Actual	FY18 Actual*	FY19 Adopted
5902000	Contingency	-	-	-	\$203,651
5903000	Non-Categorical	\$1,254,115	\$1,269,886	\$1,162,909	\$916,073
5904000	Inter Fund Transfer	\$0	\$0	\$1,195,027	\$2,067,807
2603510	Solid Waste Collection	\$6,362,903	\$5,537,305	\$5,549,369	\$5,797,179
2603520	Recycling	\$1,277,667	\$921,327	\$1,131,313	\$1,199,883
2603540	Granite Bluff Inert Landfill	\$250,251	\$251,381	\$313,384	\$264,484
2603550	Oxbow Meadows Inert Landfill	\$2,990	-	-	-
2603560	Pine Grove Sanitary Landfill	\$1,501,345	\$1,711,566	\$5,880,016	\$1,666,423
2603570	Recycling Sustainability Center	\$1,084,531	\$1,017,174	\$1,040,172	\$1,062,967
2603580	Ft. Benning Recycling	\$124,619	\$14,307	-	-
2603710	Other Maintenance & Repairs	\$7,682	\$12,419	\$12,135	\$13,580
2703150	Refuse Collection	\$89,058	\$114,770	\$111,737	\$84,953
<b>DEPARTMENT TOTAL</b>		<b>\$11,955,161</b>	<b>\$10,850,135</b>	<b>\$16,396,062</b>	<b>\$13,277,000</b>
<b>% CHANGE</b>			<b>-9.2%</b>	<b>51.1%</b>	<b>-19.0%</b>

\*Unaudited

### Expenditures By Category

	FY16 Actual	FY17 Actual	FY18 Actual*	FY19 Adopted
Personal Services	\$6,026,469	\$5,954,666	\$5,686,832	\$5,860,079
Operations	\$5,788,208	\$4,633,132	\$6,286,442	\$7,386,921
<b>OPERATING BUDGET</b>	<b>\$11,814,677</b>	<b>\$10,587,798</b>	<b>\$11,973,274</b>	<b>\$13,247,000</b>
Capital Budget	\$140,484	\$262,337	\$4,422,788	\$30,000
<b>DEPARTMENT TOTAL</b>	<b>\$11,955,161</b>	<b>\$10,850,135</b>	<b>\$16,396,062</b>	<b>\$13,277,000</b>
<b>% CHANGE</b>		<b>-9.2%</b>	<b>51.1%</b>	<b>-19.0%</b>

\*Unaudited



**Positions by Division**

	<b>FY17 Actual</b>	<b>FY18 Actual</b>	<b>FY19 Adopted</b>
<b>260-3510 Solid Waste Collection FT/PT</b>	<b>71/0</b>	<b>71/0</b>	<b>71/0</b>
Animal Control Officer I	1	1	1
Assistant Public Works Director	1	1	1
Asst Division Mgr - Solid Waste & Recycling	1	1	1
Solid Waste & Recycling Manager	1	1	1
Waste Collection Route Supervisor	5	5	5
Waste Collection Worker	4	4	4
Waste Equipment Operator	58	58	58
<b>260-3520 Recycling FT/PT</b>	<b>13/0</b>	<b>14/0</b>	<b>14/0</b>
Recycling Route Supervisor*	1	2	2
Recycling Truck Driver	8	8	8
Waste Equipment Operator	4	4	4
<b>260-3540 Granite Bluff Inert Landfill FT/PT</b>	<b>3/0</b>	<b>3/0</b>	<b>4/0</b>
Heavy Equipment Supervisor***	0	0	1
Landfill Operator***	2	2	1
Landfill Supervisor	1	1	1
Maintenance Worker 1 -Landfill***	0	0	1
<b>260-3560 Pine Grove Sanitary Landfill FT/PT</b>	<b>13/0</b>	<b>13/0</b>	<b>12/0</b>
Assistant Waste Disposal Manager	1	1	1
Correctional Detail Officer - Waste Disposal***	0	0	1
Heavy Equipment Operator***	4	4	2
Heavy Equipment Supervisor***	0	0	1
Landfill Maintenance Technician	1	1	1
Landfill Operator***	5	5	4
Senior Landfill Operator	1	1	1
Waste Disposal Manager	1	1	1
<b>260-3570 Recycling Center FT/PT</b>	<b>10/0</b>	<b>10/0</b>	<b>11/0</b>
Baler Operator**	0	0	1
Compost Manager	1	1	1
Correctional Detail Officer	4	4	4
Dropoff Site Operator	1	1	1
Keep Columbus Beautiful Director	1	1	1
Line Supervisor	1	1	1
Recycling Center Manager	1	1	1
Scale Operator	1	1	1
<b>270-3150 Refuse Collection FT/PT</b>	<b>1</b>	<b>1</b>	<b>1</b>
Motor Equipment Operator III	1	1	1
<b>Total Full Time/Part Time Positions</b>	<b>111/0</b>	<b>112/0</b>	<b>113/0</b>

\* One (1) Recycling Route Supervisor added in FY18

\*\* One (1) Baler Operator added in FY19

\*\*\* Two (2) Heavy Equipment Operator - Landfill (G13) reclassified to Heavy Equipment Supervisor - Landfill (G15), one (1) Landfill Operator (G12) reclassified to Maintenance Worker I (G7), one (1) Landfill Operator (G12) reclassified to Correctional Detail Officer - Waste Disposal (PS12) in FY19

## Solid Waste Collection

### Program Description:

The Solid Waste Collection division collects household garbage, yard waste and bulky waste.

<b>Goal:</b>	<b>To lower the number of collection stops missed.</b>		
<b>Objective:</b>	<b>To reduce the number of missed pick-ups (Code 2) by 2% annually.</b>		
	<b>FY17</b>	<b>FY18</b>	<b>FY19</b>
<b>Performance Indicators:</b>	<b>Actual</b>	<b>Actual</b>	<b>Projected</b>
Annual number of stops	5,282	5,100	4,900

### Goals, Objectives and Performance Data

<b>Goal:</b>	<b>To reduce the number of customer general complaints.</b>		
<b>Objective:</b>	<b>To reduce the number of customer complaints (Code 4) by 1% annually.</b>		
	<b>FY17</b>	<b>FY18</b>	<b>FY19</b>
<b>Performance Indicators:</b>	<b>Actual</b>	<b>Actual</b>	<b>Projected</b>
Annual number of general complaints	23	17	15

## Recycling

### Program Description:

This division is responsible for the collection of Recyclable Commodities.

<b>Goal:</b>	<b>To promote the concept of recycling to the general public.</b>		
<b>Objective:</b>	<b>Increase the tonnage of recyclables collected at the curbside.</b>		
	<b>FY17</b>	<b>FY18</b>	<b>FY19</b>
<b>Performance Indicators:</b>	<b>Actual</b>	<b>Actual</b>	<b>Projected</b>
Tons of Recyclables collected	5,935	5,796	6,600

<b>Goal:</b>	<b>Improve the multi-family housing recycling program.</b>		
<b>Objective:</b>	<b>Increase the number of apartment complexes participating in the multi-family housing recycling program.</b>		
	<b>FY17</b>	<b>FY18</b>	<b>FY19</b>
<b>Performance Indicators:</b>	<b>Actual</b>	<b>Actual</b>	<b>Projected</b>
Number of complexes participating	20	21	22

<b>Goal:</b>	<b>To keep more municipal solid waste out of the city owned landfill.</b>		
<b>Objective:</b>	<b>Increase the percentage of municipal solid waste recycled.</b>		
	<b>FY17</b>	<b>FY18</b>	<b>FY19</b>
<b>Performance Indicators:</b>	<b>Actual</b>	<b>Actual</b>	<b>Projected</b>
Percentage of recycled solid waste to waste landfilled.	8.48%	10.01%	10.50%

## Granite Bluff Inert Landfill

### Program Description:

The Granite Bluff Inert Landfill site is responsible to operate a state of the art inert landfill in compliance with Federal, State, and Local directives.

<b>Goal:</b>	<b>Increasing diversion through grinding, composting, and hauling mulch offsite will extend the life expectancy of the Granite Bluff Landfill.</b>		
<b>Objective:</b>	<b>Increase diversion rates by 1% each year.</b>		
<b>Performance Indicators:</b>	<b>FY17 Actual</b>	<b>FY18 Actual</b>	<b>FY19 Projected</b>
% of diversion	10.65%	12.22%	15.40%

<b>Goal:</b>	<b>To recycle as much material as possible for use as "fill material" in the landfill.</b>		
<b>Objective:</b>	<b>Increase the percentage of inert waste recycled for landfill use.</b>		
<b>Performance Indicators:</b>	<b>FY17 Actual</b>	<b>FY18 Actual</b>	<b>FY19 Projected</b>
Percentage of recycled solid waste to waste landfilled.	8.5%	9.5%	10.5%

## Oxbow Meadows Inert Landfill

### Program Description:

The Oxbow Meadows Inert Landfill gives the City of Columbus an increased disposal capacity, and therefore an increased life span for this critical disposal element. The landfill is operated five days a week in full compliance with all State and Federal regulating statutes.

## Pine Grove Landfill

### Program Description:

The Pine Grove Landfill responsibility is to operate a state of the art Municipal Solid Waste Landfill in compliance with Federal, State and Local directives.

<b>Goal:</b>	<b>Increasing diversion will extend the life of the landfill by decreasing the material tonnage which would otherwise be placed in the landfill.</b>		
<b>Objective:</b>	<b>To increase diversion rate by 1% each year.</b>		
<b>Performance Indicators:</b>	<b>FY17 Actual</b>	<b>FY18 Actual</b>	<b>FY19 Projected</b>
Percentage of annual diversion and recycling rates	19.5%	20.5%	21.5%

<b>Goal:</b>	<b>Increasing compaction will extend the life of the landfill by decreasing the material size to be placed in the landfill.</b>		
<b>Objective:</b>	<b>To increase annual compaction rate by 50lbs/current year over previous year.</b>		
<b>Performance Indicators:</b>	<b>FY17 Actual</b>	<b>FY18 Actual</b>	<b>FY19 Projected</b>
Compaction rate lbs/cubic yards.	1,280	1,245	1,300
Years of remaining capacity.	38	36	35

<b>Goal:</b>	<b>Create a new source of revenue to support the integrated waste fund and its efforts to become the self sustaining enterprise fund that it is designed to be.</b>		
<b>Objective:</b>	<b>Identify waste materials that have the potential to be reused, recycled, or processed and sold. Develop programs and identify markets for such materials. Diverting materials will increase the life expectancy of our landfills and generate revenue to support its efforts.</b>		
<b>Performance Indicators:</b>	<b>FY17 Actual</b>	<b>FY18 Actual</b>	<b>FY19 Projected</b>
Tons of scrap metal sold	311	211	300

## Recycling Sustainability Center

### Program Description:

This division is responsible for the collection of Recyclable Commodities.

<b>Goal:</b>	<b>To keep very low contamination levels in recyclable commodities processed.</b>		
<b>Objective:</b>	<b>To keep the contamination levels low.</b>		
<b>Performance Indicators:</b>	<b>FY17 Actual</b>	<b>FY18 Actual</b>	<b>FY19 Projected</b>
Number of contamination level complaints from	2	2	1

<b>Goal:</b>	<b>To promote recycling to the general public</b>		
<b>Objective:</b>	<b>To increase the tonnage of recyclables processed through education, promotion and advertising.</b>		
<b>Performance Indicators:</b>	<b>FY17 Actual</b>	<b>FY18 Actual</b>	<b>FY19 Projected</b>
Tons of recyclables processed.	14,168	14,668	17,000

<b>Goal:</b>	<b>Facilitate truck availability to stay on routes more hours per day.</b>		
<b>Objective:</b>	<b>Decrease time trucks spent at the Recycle Center dumping recyclables collected at curbside.</b>		
<b>Performance Indicators:</b>	<b>FY17 Actual</b>	<b>FY18 Actual</b>	<b>FY19 Projected</b>
Average time, in minutes, trucks spend at Recycle Center	15	10	10

## Other Maintenance & Repairs

### Program Description:

The Facilities Maintenance Division is responsible for maintaining city facilities, including minor renovations. This cost center is established to account for maintenance and repair activities specific to the Integrated Waste Fund division.

## Refuse Collections

### Program Description:

The Parks and Recreation Department is responsible for the pick-up of waste deposited in trash receptacles in parks around the city. Operating with one truck, this division picks up trash from over 2,000 cans in 52 parks including South Commons and the River Walk. The Parks Refuse division operates seven days a week from April 1 to November 1, and five days a week the remaining 5 months per year. During the week, the division is able to utilize inmate labor. The truck makes two trips per day to the landfill except for Saturday when the landfill closes at noon and on Sunday when the landfill is closed.

<b>Goal:</b>	<b>Provide clean litter free recreation facilities, athletic facilities, and special events.</b>		
<b>Objective:</b>	<b>Reduce complaints by citizens by picking up garbage from all facilities on a daily basis and on weekends when activities or special events are being held.</b>		
<b>Performance Indicators:</b>	<b>FY17 Actual</b>	<b>FY18 Actual</b>	<b>FY19 Projected</b>
Number of complaints by citizens	30	35	25

## Contingency

### Program Description:

Departments budget specific appropriations and expenditures pertaining solely to that department. However, large emergency expenditures are not always accounted for by a specific department; therefore, we have established the contingency section to record these appropriations and expenditures.

## Non-Categorical

### Program Description:

Departments budget specific appropriations and expenditures pertaining solely to that department. However, certain expenditures are not applicable to a specific department and we have established the non-categorical section for recording these appropriations and expenditures. This cost center factors a cost allocation charge that reimburses the General Fund for administrative services provided in the previous year.

## Interfund Transfers

### Program Description:

This activity accounts for operating transfers from the General Fund to other funds. Transfers are made to provide required matching funds for federal and/or state grants. Also, this activity accounts for resources transferred to other funds where actual costs are recorded with funding assistance from the General Fund, such as the Civic Center and Golf Courses. Finally, this activity accounts for transfers of funds allocated to the Capital Improvement Program.

<b>Project Description:</b>	<b>Budget</b>
Integrated Waste Capital Improvement projects*	\$ 2,067,807
<b>Total:</b>	<b>\$ 2,067,807</b>

\* The detail for these projects can be found in the Capital Improvement Program Budget Book.

### Budget Notes:

The following capital was approved in this budget:

#### 260-3510 Solid Waste Collection

Four Refuse Collection Trucks (Capital Lease Program) = \$228,824

Two Grab All Trucks (Capital Lease Program) = \$57,206

#### 260-3560 Pine Grove Landfill

Hay Blower (Replacement) = \$30,000

#### 270-3150 Refuse Collection

1 Refuse Collection Truck (Capital Lease Program) = 57,206



This page intentionally left blank.

# EMERGENCY TELEPHONE FUND

**The Emergency Telephone Fund  
accounts for expenses for the  
Emergency 911 System that  
ensures public safety  
departments respond quickly to  
emergency situations.**

[Return to Table of Contents](#)





### **DEPARTMENT MISSION STATEMENT**

The 911 Center will provide effective and responsive emergency and non-emergency communication services in a professional and efficient manner for public safety and other agencies. As an integral part of the Columbus Community, we are committed to communicate with those we serve and to join with them in establishing priorities to enhance the quality of life for the entire community.

#### **Expenditures By Division**

	<b>FY16 Actual</b>	<b>FY17 Actual</b>	<b>FY18 Actual*</b>	<b>FY19 Adopted</b>
4003220 E-911	\$3,541,249	\$3,663,186	\$3,506,378	\$3,775,827
5902000 Contingency	-	-	-	\$32,511
5903000 Non Categorical	\$209,735	\$209,232	\$211,277	\$211,548
5904000 Inter Fund Transfer	-	-	-	-
<b>DEPARTMENT TOTAL</b>	<b>\$3,750,984</b>	<b>\$3,872,418</b>	<b>\$3,717,655</b>	<b>\$4,019,886</b>

*\*Unaudited*

#### **Expenditures By Category**

	<b>FY16 Actual</b>	<b>FY17 Actual</b>	<b>FY18 Actual*</b>	<b>FY19 Adopted</b>
Personal Services	\$2,319,828	\$2,212,579	\$2,303,021	\$2,514,684
Operations	\$1,413,827	\$1,425,813	\$1,409,485	\$1,505,202
<b>OPERATING BUDGET</b>	<b>\$3,733,655</b>	<b>\$3,638,392</b>	<b>\$3,712,506</b>	<b>\$4,019,886</b>
Capital Budget	\$17,328	\$234,026	\$5,149	-
<b>DEPARTMENT TOTAL</b>	<b>\$3,750,984</b>	<b>\$3,872,418</b>	<b>\$3,717,655</b>	<b>\$4,019,886</b>
<b>% CHANGE</b>		<b>3.24%</b>	<b>-4.00%</b>	<b>8.13%</b>

*\*Unaudited*

### Positions by Division

		<b>FY17 Actual</b>	<b>FY18 Actual</b>	<b>FY19 Adopted</b>
<b>400-3220 E-911</b>	<b>FT/PT</b>	<b>53/1</b>	<b>53/1</b>	<b>53/1</b>
911 Center Supervisor		6	6	6
Administrative Clerk (PT)		1	1	1
Administrative Secretary		1	1	1
Communication Technician III		22	22	22
Communications Technician I		15	15	15
Communications Technician II		8	8	8
Police Lieutenant		1	1	1
<b>Total Full Time/Part Time Positions</b>		<b>53/1</b>	<b>53/1</b>	<b>53/1</b>

## E911

### Program Description:

The 911 Center is divided into two areas: the Public Safety Message Center and the Emergency Operations Center. The Public Safety Message Center is the administrative telephone-answering unit for the Police and Fire Departments. The 911 Operations Center is responsible for receiving requests for emergency services and dispatching the appropriate units to the emergency; monitoring and dispatching the Police, State Sheriff's, Fire and EMS radio channels; the Civil Defense National Warning System; all bank alarms, the FBI and National Guard Alarms; and implementing emergency procedures in concert with other agencies.

<b>Goal:</b>	<b>To provide emergency and non-emergency communications services in a professional and efficient manner for public safety and other agencies.</b>		
<b>Objective:</b>	<b>To dispatch all calls for service in a timely, accurate and professional manner.</b>		
	<b>FY17 Actual</b>	<b>FY18 Actual</b>	<b>FY19 Projected</b>
<b>Performance Indicators:</b>			
Police Calls Dispatched	<b>217,007</b>	<b>225,857</b>	<b>237,149</b>
Fire Calls Dispatched	<b>15,181</b>	<b>14,175</b>	<b>14,883</b>
EMS Calls Dispatched	<b>23,355</b>	<b>24,881</b>	<b>26,125</b>

## Non-Departmental Contingency

### Program Description:

The Contingency Fund is an amount established in each annual budget to finance unusual items, which cannot be anticipated in the budget preparation. As these items occur during the year, transferring the required funds to the appropriate account reduces the contingency.

## Non-Categorical

### Program Description:

Appropriations and expenditures that pertain solely to a specific department are budgeted by that department. However, there are certain expenditures that are not applicable to a specific department. The non-categorical section has been established for recording these appropriations and expenditures.




This page intentionally left blank.

# COMMUNITY DEVELOPMENT BLOCK GRANT FUND

**The Community Development Block Grant Fund accounts for grant monies received from the Department of Housing and Urban Development under the Community Development Block Grant Program.**

[Return to Table of Contents](#)



## Community Development Fund

### DEPARTMENT MISSION STATEMENT

The Community Reinvestment provides comprehensive CDBG reinvestment opportunities while providing services for the homeless and providing safe, affordable, and decent housing to the citizens of Muscogee County.

#### Expenditures By Division

		FY16 Actual	FY17 Actual	FY18 Actual*	FY19 Adopted
2451000	CDBG Administration	\$240,030	\$272,691	\$319,428	\$406,463
2452100	Neighborhood Redevelopment	\$360,073	\$639,927	\$500,000	\$500,000
2452300	Aid to Other Agencies	\$378,716	\$228,665	\$269,664	\$748,427
2453110	Land Acquisition	\$68,674	\$1,250	\$86,311	\$176,919
2453130	Columbus Rehab Loan Program	\$469,881	\$105,844	\$161,081	\$230,000
2453140	Neighborhood Parks	\$299,905	-	-	-
5902000	Contingency	-	-	-	\$4,661
5904000	Interfund Transfers	\$799,838	\$547,510	\$0	\$0
<b>DEPARTMENT TOTAL</b>		<b>\$2,617,117</b>	<b>\$1,795,887</b>	<b>\$1,336,484</b>	<b>\$2,066,470</b>
<b>% CHANGE</b>			<b>-31.38%</b>	<b>-25.58%</b>	<b>54.62%</b>

\* Unaudited

#### Expenditures By Category

	FY16 Actual	FY17 Actual	FY18 Actual*	FY19 Adopted
Personal Services	\$197,506	\$225,712	\$258,027	\$294,802
Operations	\$1,741,666	\$921,219	\$491,796	\$1,083,249
<b>OPERATING BUDGET</b>	<b>\$1,939,172</b>	<b>\$1,146,931</b>	<b>\$749,823</b>	<b>\$1,378,051</b>
Capital Budget	\$677,945	\$648,956	\$586,661	\$688,419
<b>DEPARTMENT TOTAL</b>	<b>\$2,617,117</b>	<b>\$1,795,887</b>	<b>\$1,336,484</b>	<b>\$2,066,470</b>
<b>% CHANGE</b>		<b>-31.38%</b>	<b>-25.58%</b>	<b>54.62%</b>

\*Unaudited

### Positions by Division

		<b>FY17 Actual</b>	<b>FY18 Actual</b>	<b>FY19 Adopted</b>
<b>245-1000 CDBG Administration</b>	<b>FT/PT</b>	<b>4/1</b>	<b>4/1</b>	<b>5/1</b>
Administrative Clerk I Part Time****		1	1	1
Community Reinvestment Coordinator*****		1	1	1
Community Reinvestment Director*		1	1	1
Community Reinvestment Planner***		1	1	1
Finance Manager**		1	1	1
Real Estate Specialist*****		0	0	1
<b>Total Full Time/Part Time Positions</b>		<b>4/1</b>	<b>4/1</b>	<b>5/1</b>

\*Position funded 69% in CDBG Fund 0210, 21% from HOME Fund 0213 and 10% from General Fund 0101.

\*\* Position funded 90% in CDBG Fund 0210 and 10% from HOME Fund 0213.

\*\*\* Position funded 90% in CDBG Fund 0210 and 10% from HOME Fund 0213.

\*\*\*\*Position funded 100% in CDBG Fund 0210.

\*\*\*\*\*Position funded 93% in CDBG Fund 0210 and 7% in HOME Fund 0213.

\*\*\*\*\*Position funded 95% in CDBG Fund 0210 and 5% in HOME Fund 0213.

\*\*\*\*\*In FY19, add one (1) Real Estate Specialist (G17).

### CDBG Administration

#### Program Description:

Provide reinvestment opportunities including the promotion of providing decent, safe, affordable housing for all citizens by collaboration with non-profits and for profit housing developers.

<b>Goal:</b>	<b>To eliminate slum and blight in an effort to prevent further deterioration of neighborhoods.</b>		
<b>Objective:</b>	<b>To demolish unsafe and unsanitary housing units that create and/or contribute to slum and blight conditions.</b>		
	<b>FY17 Actual</b>	<b>FY18 Actual</b>	<b>FY19 Adopted</b>
<b>Performance Indicators:</b>			
Number of structures demolished	4	6	5

<b>Goal:</b>	<b>To prevent further deterioration and decline of neighborhoods through the correction of housing code violations in eligible residential structures.</b>		
<b>Objective:</b>	<b>To aid the elderly and/or disable citizens with emergency repairs through the Project Care Program.</b>		
	<b>FY17 Actual</b>	<b>FY18 Actual</b>	<b>FY19 Adopted</b>
<b>Performance Indicators:</b>			
Number of project care rehabilitation	0	0	13

<b>Goal:</b>	<b>Reduce homelessness.</b>		
<b>Objective:</b>	<b>To provide services to homeless individuals in an effort to reduce homelessness within the City of Columbus.</b>		
	<b>FY17 Actual</b>	<b>FY18 Actual</b>	<b>FY19 Adopted</b>
<b>Performance Indicators:</b>			
Number of homeless individuals assisted	1,647	1,654	1,500

#### Budget Notes:

The following capital was approved in this budget:

#### 245-1000 CDBG Administration

Furniture for Conference Room = \$11,500



This page intentionally left blank.





# ECONOMIC DEVELOPMENT AUTHORITY FUND

**The Economic Development  
Authority Fund accounts for  
dedicated millage for economic  
development within the City.**

[Return to Table of Contents](#)

## Economic Development Authority

### Program Description:

The Columbus Consolidated Government and the Development Authority of Columbus have an agreement whereby economic development activities that include; working with local and regional entities in attracting quality companies, working to broaden the Muscogee County tax base, job creation and retention are provided by the Development Authority, in conjunction with the Greater Columbus Chamber of Commerce. The Development Authority will receive the revenue produced by 0.25 mills of ad valorem taxes to cover such activities. Beginning in FY14, an additional 0.16 mills will be set aside in an Economic Development reserve, subject to Council approval and discretion.

### Expenditures By Division

	<b>FY16 Actual</b>	<b>FY17 Actual</b>	<b>FY18 Actual*</b>	<b>FY19 Adopted</b>
5901000 Agency Appropriations	\$1,953,499	\$1,967,281	\$2,003,501	\$2,432,945
<b>DEPARTMENT TOTAL</b>	<b>\$1,953,499</b>	<b>\$1,967,281</b>	<b>\$2,003,501</b>	<b>\$2,432,945</b>
<b>% CHANGE</b>		<b>0.71%</b>	<b>1.84%</b>	<b>21.43%</b>

*\*Unaudited*

### Expenditures By Category

	<b>FY16 Actual</b>	<b>FY17 Actual</b>	<b>FY18 Actual*</b>	<b>FY19 Adopted</b>
Personal Services	-	-	-	-
Operations	\$1,953,499	\$1,967,281	\$2,003,501	\$2,432,945
<b>OPERATING BUDGET</b>	<b>\$1,953,499</b>	<b>\$1,967,281</b>	<b>\$2,003,501</b>	<b>\$2,432,945</b>
Capital Budget	-	-	-	-
<b>DEPARTMENT TOTAL</b>	<b>\$1,953,499</b>	<b>\$1,967,281</b>	<b>\$2,003,501</b>	<b>\$2,432,945</b>
<b>% CHANGE</b>		<b>0.71%</b>	<b>1.84%</b>	<b>21.43%</b>

*\*Unaudited*

## Agency Appropriation

### Program Description:

The Consolidated Government provides funds to agencies that provide services to the community.

## Contingency

### Program Description:

The Contingency Fund is an amount established in each annual budget to finance unusual items, which cannot be anticipated in the budget preparation. As these items occur during the year, transferring the required funds to the appropriate account reduces the contingency.

## **Non-Categorical**

### **Program Description:**

Appropriations and expenditures that pertain solely to a specific department are budgeted by that department. However, there are certain expenditures that are not applicable to a specific department and the non-categorical section has been established for recording these appropriations and expenditures.

### **Budget Notes:**

NCR Payment (Year 4 of 10) - \$800,000

.25 mills to Development Authority - \$1,216,473

Economic Development Reserve - \$266,472

Robotics - \$150,000



# DEBT SERVICE FUND

**The Debt Service Fund accounts  
for debt payments to meet the  
obligations for revenue bonds.**

[Return to Table of Contents](#)



This page intentionally left blank.



## Debt Service

## Debt Service

### Program Description:

The Debt Service Fund accounts for the retirement of general obligation bond issues, Columbus Building Authority lease contracts, the Water Commissioners revolving loan contract and Lease Purchase Programs.

### Expenditures by Division

	FY16 Actual	FY17 Actual	FY18 Actual*	FY19 Adopted
2003477 2010A Lease Revenue Bonds	\$3,154,994	\$3,148,631	\$2,604,200	\$2,606,600
2003478 2010B Taxable Lease Revenue Bonds	\$4,177,691	\$4,177,691	\$4,177,691	\$4,177,692
2003479 2010C Lease Revenue Bonds	\$125,400	\$125,400	\$125,400	\$125,400
2003480 2012A Lease Revenue Refunding Bonds	\$1,701,904	\$1,699,210	\$1,694,595	\$1,697,160
2003481 2012B Taxable Lease Revenue Refunding Bonds	\$1,359,105	\$1,368,605	\$1,362,505	\$1,371,106
2003610 City Lease/Purchase Program	\$1,174,657	\$1,777,165	\$3,519,390	\$2,969,920
<b>TOTAL</b>	<b>\$11,693,751</b>	<b>\$12,296,702</b>	<b>\$13,483,781</b>	<b>\$12,947,878</b>
<b>% CHANGE</b>		<b>5.16%</b>	<b>9.65%</b>	<b>-3.97%</b>

\*Unaudited

### Expenditures by Category

	FY16 Actual	FY17 Actual	FY18 Actual*	FY19 Adopted
Personal Services	-	-	-	-
Operation	\$11,693,752	\$12,296,433	\$13,483,780	\$12,947,878
<b>OPERATING BUDGET</b>	<b>\$11,693,752</b>	<b>\$12,296,433</b>	<b>\$13,483,780</b>	<b>\$12,947,878</b>
Capital Budget	-	-	-	-
<b>PROGRAM TOTAL</b>	<b>\$11,693,752</b>	<b>\$12,296,433</b>	<b>\$13,483,780</b>	<b>\$12,947,878</b>
<b>% CHANGE</b>		<b>5.15%</b>	<b>9.66%</b>	<b>-3.97%</b>

\*Unaudited

## Overview and Debt Financing Principles:

The Columbus Consolidated Government maintains a Debt Service Fund. This fund is used to service debt from four sources: General Obligation Debt, Columbus Building Authority contractual debt, the Board of Water Commissioners revolving loan contract, and lease purchase programs with the Georgia Municipal Association. Proceeds of a dedicated property tax form the primary source of revenue for the Debt Service Fund; a 1% Special Purpose Local Option Sales Tax provides the primary source of revenue for the Sales Tax Proceeds Account Fund.

All local governments must determine how capital projects will be financed. It is the policy of the Columbus Consolidated Government (CCG) to use debt sparingly to retain the capacity to issue additional debt if the need arises. Currently, CCG is currently well below the 20% level that is considered by the credit industry to be a danger signal. In addition, the CCG is well below the legal debt ceiling for general obligation debt (details on Debt Margin below).

### Debt Margin:

The Columbus Consolidated Government remains below the debt ceiling of 10% of assessed value of taxable property established by the State of Georgia's constitution. CCG uses none of its established legal debt limit.

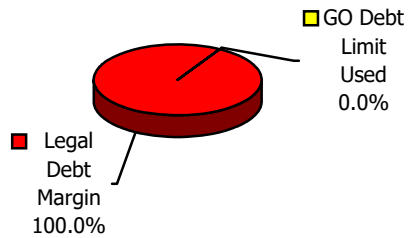
The current general obligation bond rating:

Standard & Poor's: AA +  
Moody's Investors Service: Aa2

	Moody's	Standard & Poor's
Best Quality	Aaa	AAA
High Quality	Aa1 Aa2 Aa3	AA+ AA AA-
Upper Medium Grade	A1 A2 A3	A+ A A-
Medium Grade	Baa1 Baa2 Baa3	BBB+ BBB BBB-



### Breakdown of Debt Limit



### Computation of Legal Debt Margin For Fiscal Year Ending June 30, 2019

Assessed value of taxable property*	\$ 6,331,814,276
Debt Limit: 10% of assessed value	633,181,427
Less: Amount of debt applicable to debt limit	-
<b>Legal Debt Margin Available</b>	<b>\$ 633,181,427</b>

\*Based on 2018 State Approved Gross Assessed Digest as of 07/31/2018.

### Contractual Debt: Columbus Building Authority -

The Columbus Building Authority was created to provide a means to issue revenue bonds to acquire, construct, equip, maintain, and operate self-liquidating projects. The Consolidated Government has an agreement with the Columbus Building Authority whereby all assets purchased through the Columbus Building Authority are leased to the Consolidated Government. The Consolidated Government services the Building Authority's debt in lieu of making rental payments. The Consolidated Government has directly or indirectly guaranteed the Authority's debt. In 2012, new bonds were issued, proceeds from which in part repaid outstanding balances from the Series 1999 and Series 2003 bonds.

For FY19, debt service fund expenditures are summarized as follows:

<i>Debt Service Summary:</i>	<b>Principal Payments</b>	<b>Interest Payments</b>	<b>Total Payments</b>
<b>2010 A</b>	\$ 2,410,000	\$ 196,600	\$ 2,606,600
<b>2010 B</b>	0	4,177,691	4,177,691
<b>2010 C</b>	0	125,400	125,400
<b>2012 A</b>	1,047,464	649,695	1,697,159
<b>2012 B</b>	<u>1,100,000</u>	<u>271,105</u>	<u>1,371,105</u>
<b>Total Bond Payments</b>	<b>\$ 4,557,464</b>	<b>\$ 5,420,491</b>	<b>\$ 9,977,955</b>
Lease Payments	\$ 2,601,189	\$ 368,731	\$ 2,969,920
<b>Total Debt Service Fund 0405</b>	<b>\$ 7,158,653</b>	<b>\$ 5,789,224</b>	<b>\$ 12,947,875</b>
Trade Center (2012 )	\$ 177,536	\$ 110,118	\$ 287,654
Oxbow (2012 )	<u>0</u>	<u>0</u>	<u>0</u>
<b>Total Other Funds Debt Service</b>	<b>\$ 177,536</b>	<b>\$ 110,118</b>	<b>\$ 287,654</b>
<b>Total Debt Service, FY19</b>	<b>\$7,336,189</b>	<b>\$5,899,340</b>	<b>\$ 13,235,529</b>

The amortization schedule for open bonds is outlined below:

**Columbus Building Authority Contractual Debt –**

Fiscal Year	2010A Lease Revenue Bond		2010B Taxable Lease Revenue Bond		2010C Lease Revenue Bond	
	Principal	Interest** 1.0–4.0%	Principal	Interest 4.7–6.0%	Principal	Interest 6.0%
2015	2,637,650	520,212	0	4,177,691	0	125,400
2016	2,687,677	467,317	0	4,177,691	0	125,400
2017	2,761,994	386,367	0	4,177,691	0	125,400
2018	2,315,000	289,200	0	4,177,691	0	125,400
2019	2,410,000	196,600	0	4,177,691	0	125,400
2020	2,505,000	100,200	0	4,177,691	0	125,400
2021	0	0	2,605,000	4,177,691	0	125,400
2022	0	0	2,685,000	4,055,256	0	125,400
2023	0	0	2,770,000	3,923,691	0	125,400
2024	0	0	2,860,000	3,783,806	0	125,400
2025	0	0	2,960,000	3,635,086	0	125,400
2026	0	0	3,065,000	3,473,766	0	125,400
2027	0	0	3,175,000	3,302,126	0	125,400
2028	0	0	3,290,000	3,121,151	0	125,400
2029	0	0	3,415,000	2,930,331	0	125,400
2030	0	0	3,545,000	2,729,700	0	125,400
2031	0	0	3,685,000	2,517,000	0	125,400
2032	0	0	3,830,000	2,295,900	0	125,400
2033	0	0	3,980,000	2,066,100	0	125,400
2034	0	0	4,135,000	1,827,300	0	125,400
2035	0	0	4,295,000	1,579,200	0	125,400
2036	0	0	4,460,000	1,321,500	0	125,400
2037	0	0	4,635,000	1,053,900	0	125,400
2038	0	0	4,815,000	775,800	0	125,400
2039	0	0	5,005,000	486,900	0	125,400
2040	0	0	3,110,000	186,600	2,090,000	125,400
<b>Total</b>	<b>\$15,317,321</b>	<b>\$ 1,959,896</b>	<b>\$72,320,000</b>	<b>\$74,308,950</b>	<b>\$2,090,000</b>	<b>\$3,260,400</b>

## Columbus Building Authority Contractual Debt –continued

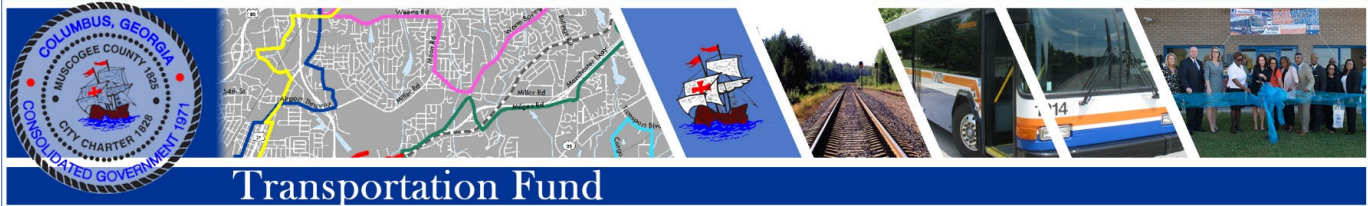
Fiscal Year	2012A Lease Revenue Refunding Bonds		2012B Taxable Lease Revenue Refunding Bonds		2012 Oxbow		2012 Trade Center	
	Principal	Interest	Principal	Interest	Principal	Interest	Principal	Interest
2015	923,478	775,519	1,005,000	354,205	92,350	7,413	156,522	131,443
2016	944,855	757,049	1,025,000	334,105	97,323	5,708	160,145	128,313
2017	970,507	728,703	1,055,000	313,605	103,006	3,108	164,493	123,509
2018	1,004,710	689,883	1,070,000	292,505	0	0	170,290	116,929
2019	1,047,464	649,695	1,100,000	271,105	0	0	177,536	110,118
2020	1,098,768	607,796	1,120,000	249,105	0	0	186,232	103,016
2021	1,145,797	563,846	405,000	215,505	0	0	194,203	95,567
2022	1,197,102	518,014	415,000	203,355	0	0	202,899	87,799
2023	1,248,406	470,130	435,000	190,905	0	0	211,594	79,683
2024	1,303,986	420,193	450,000	177,855	0	0	221,014	71,219
2025	1,351,015	381,074	470,000	165,705	0	0	228,985	64,589
2026	1,398,044	340,543	485,000	151,605	0	0	236,956	57,719
2027	1,449,348	298,602	505,000	137,055	0	0	245,652	50,611
2028	1,487,826	262,368	525,000	121,400	0	0	252,174	44,469
2029	1,539,131	225,173	550,000	104,600	0	0	260,870	38,165
2030	1,581,884	186,694	580,000	86,450	0	0	268,116	31,643
2031	1,633,188	143,193	600,000	66,150	0	0	276,812	24,270
2032	1,680,217	98,280	630,000	45,150	0	0	284,783	16,658
2033	1,735,797	52,074	660,000	23,100	0	0	294,203	8,826
2034	0	0	0	0	0	0	0	0
2035	0	0	0	0	0	0	0	0
2036	0	0	0	0	0	0	0	0
2037	0	0	0	0	0	0	0	0
2038	0	0	0	0	0	0	0	0
2039	0	0	0	0	0	0	0	0
2040	0	0	0	0	0	0	0	0
<b>Total</b>	<b>\$24,741,523</b>	<b>\$8,168,828</b>	<b>\$13,085,000</b>	<b>\$3,503,465</b>	<b>\$292,679</b>	<b>\$ 16,229</b>	<b>\$4,193,479</b>	<b>\$1,384,546</b>



# TRANSPORTATION FUND

**The Transportation Fund  
accounts for all expenses related  
to METRA, including  
administration and operation.**

[Return to Table of Contents](#)



## METRA

### **DEPARTMENT MISSION STATEMENT**

METRA's mission is to provide safe, reliable, dependable and cost-effective transit service with a professional team of employees, dedicated to their customer needs and committed to excellence.

### **Expenditures By Division**

	<b>FY16 Actual</b>	<b>FY17 Actual</b>	<b>FY18 Actual*</b>	<b>FY19 Adopted</b>
2603710 Other Maint & Repairs	\$9,063	\$2,497	\$3,112	\$15,000
5902000 Contingency	-	-	-	\$57,875
5903000 Non-Categorical	-\$103,038	\$887,221	\$335,065	\$310,787
5904000 Inter-Fund Transfers	-	-	-	-
6101000 Administration	\$172,132	\$174,520	\$173,877	\$198,012
6102100 Operations	\$1,994,302	\$1,989,589	\$2,012,729	\$2,119,492
6102200 Maintenance	\$1,110,629	\$1,140,145	\$1,413,869	\$1,511,552
6102300 Dial-A-Ride	\$228,842	\$214,439	\$217,427	\$240,833
6102400 Capital-FTA	\$1,150,072	\$1,157,009	\$988,162	\$3,451,198
6102500 Capital-TSPLOST	\$100,456	\$235,360	\$12,829	\$0
6102510 Admin. -TSPLOST	\$495	\$64,657	\$58,865	\$69,559
6102520 Oper. -TSPLOST	\$10,190	\$565,172	\$640,852	\$776,697
6102530 Maint. -TSPLOST	\$2,672	\$99,011	\$153,723	\$212,674
6102540 D-A-R. -TSPLOST	\$14,042	\$137,322	\$149,628	\$172,097
6102900 Charter Services	\$11,270	\$11,618	\$7,418	\$18,000
6103410 Planning-FTA (5303)	\$68,462	\$84,941	\$78,544	\$78,567
6103420 Planning-FTA (5307)	\$168,614	\$153,818	\$158,289	\$181,730
<b>DEPARTMENT TOTAL</b>	<b>\$ 4,938,203</b>	<b>\$ 6,917,319</b>	<b>\$ 6,404,389</b>	<b>\$ 9,414,073</b>
<b>% CHANGE</b>		<b>40.08%</b>	<b>-7.42%</b>	<b>46.99%</b>

\* Unaudited

### **Expenditures By Category**

	<b>FY16 Actual</b>	<b>FY17 Actual</b>	<b>FY18 Actual*</b>	<b>FY19 Adopted</b>
Personal Services	\$3,099,181	\$4,828,875	\$4,382,873	\$4,740,131
Operations	\$1,658,808	\$1,826,697	\$1,980,799	\$2,251,554
<b>OPERATING BUDGET</b>	<b>\$4,757,990</b>	<b>\$6,655,572</b>	<b>\$6,363,672</b>	<b>\$6,991,685</b>
Capital Budget	\$180,214	\$261,747	\$40,717	\$2,422,388
<b>DEPARTMENT TOTAL</b>	<b>\$4,938,203</b>	<b>\$6,917,319</b>	<b>\$6,404,389</b>	<b>\$9,414,073</b>
<b>% CHANGE</b>		<b>40.08%</b>	<b>-7.42%</b>	<b>46.99%</b>

\* Unaudited

**Positions by Division**

		<b>FY17 Actual</b>	<b>FY18 Actual</b>	<b>FY19 Adopted</b>
<b>610-1000 Administration</b>	<b>FT/PT</b>	<b>1/0</b>	<b>1/0</b>	<b>1/0</b>
Office Manager		1	1	1
<b>610-2100 Operations</b>	<b>FT/PT</b>	<b>44/0</b>	<b>44/0</b>	<b>44/0</b>
Bus Operator		41	41	41
Safety Training Coordinator		1	1	1
Transit Manager		1	1	1
Transit Supervisor		1	1	1
<b>610-2200 Maintenance</b>	<b>FT/PT</b>	<b>13/0</b>	<b>13/0</b>	<b>13/0</b>
Fleet Maintenance Technician I*		4	4	4
Fleet Maintenance Technician II		7	7	7
Fleet Maintenance Technician III		2	2	2
<b>610-2300 Dial-A-Ride</b>	<b>FT/PT</b>	<b>5/0</b>	<b>5/0</b>	<b>5/0</b>
Bus Operator Dial-A-Ride		5	5	5
<b>610-2400 Capital - FTA (5309)</b>	<b>FT/PT</b>	<b>7/0</b>	<b>7/0</b>	<b>7/0</b>
ADA Coordinator		1	1	1
Bus Operator		1	1	1
Bus Operator Dial-A-Ride		1	1	1
Correctional Detail Officer - Transportation		1	1	1
Fleet Maintenance Tech III		1	1	1
Maintenance Manager		1	1	1
Transit Specialist		1	1	1
<b>610-2510 Administration - TSPLOST</b>	<b>FT/PT</b>	<b>1/0</b>	<b>1/0</b>	<b>1/0</b>
Principal Transit Planner		1	1	1
<b>610-2520 Operations - TSPLOST</b>	<b>FT/PT</b>	<b>17/0</b>	<b>17/0</b>	<b>17/0</b>
Bus Operator		16	16	16
Transportation Supervisor		1	1	1
<b>610-2530 Maintenance - TSPLOST</b>	<b>FT/PT</b>	<b>1/0</b>	<b>2/0</b>	<b>2/0</b>
Correctional Detail Officer**		0	1	0
Fleet Maintenance Tech II		1	1	1
Transportation Crew Leader***		0	0	1
<b>610-2540 Dial-A-Ride - TSPLOST</b>	<b>FT/PT</b>	<b>1/0</b>	<b>4/0</b>	<b>4/0</b>
Bus Operator Dial-A-Ride		1	4	4
<b>610-3410 Planning - FTA (5303)</b>	<b>FT/PT</b>	<b>1/0</b>	<b>1/0</b>	<b>1/0</b>
Director of Transportation		1	1	1
<b>610-3420 Capital - FTA (5307)</b>	<b>FT/PT</b>	<b>3/0</b>	<b>3/0</b>	<b>3/0</b>
Administration Specialist		1	1	1
Transit Specialist		2	2	2
<b>Total Full Time/Part Time Positions</b>		<b>97/0</b>	<b>98/0</b>	<b>98/0</b>

\* One of the Fleet Maintenance Tech I Full Time positions is shared by two employees who each work part time

\*\*One (1) Correctional Detail Officer (PS12) added in FY18

\*\*\*One (1) Correctional Detail Officer (PS12) reclassified to Transportation Crew Leader (G12) in FY19

## METRA Administration

### Program Description:

To provide safe, reliable, dependable and cost effective service with a professional team of employees dedicated to our customers needs and committed to excellence. Also, to provide administrative support for the mission of each division.

<b>Goal:</b>	<b>To maintain accurate payroll records.</b>		
<b>Objective:</b>	<b>To maintain and update payroll information for all employees. To learn the new payroll system and to train the employee on its use. To stay within state and federal guidelines. Keep accurate files for all divisions.</b>		
<b>Performance Indicators:</b>	<b>FY17 Actual</b>	<b>FY18 Actual</b>	<b>FY19 Projected</b>
Audited Payroll Files	100%	100%	100%

<b>Goal:</b>	<b>Overall policy and program guidance for transit services.</b>		
<b>Objective:</b>	<b>To develop and implement transit service in keeping with guidelines set forth by the city, FTA and GDOT.</b>		
<b>Performance Indicators:</b>	<b>FY17 Actual</b>	<b>FY18 Actual</b>	<b>FY19 Projected</b>
Annual Audits, Federal Triennial Reviews and GDOT site visits	100%	100%	100%

## Operations

### Program Description:

To ensure that all employees perform their job in a way that reflects favorably toward METRA and allows the opportunity to exercise a favorable influence on every customer served.

<b>Goal:</b>	<b>Implement new bus service recommendations from the TSPLOST Transit Assessment.</b>		
<b>Objective:</b>	<b>Provide improved services to METRA's current customers and attract new riders to public transit.</b>		
<b>Performance Indicators:</b>	<b>FY17 Actual</b>	<b>FY18 Actual</b>	<b>FY19 Projected</b>
Implement new bus service recommendations from the TSPLOST Transit Assessment.	0%	75%	80%

<b>Goal:</b>	<b>To develop a program to reduce chargeable accidents and incidents.</b>		
<b>Objective:</b>	<b>To develop an annual bus rodeo/range skill test to improve safety practices while operating a METRA bus. To increase the overall performance of the operation division by 50%.</b>		
<b>Performance Indicators:</b>	<b>FY17 Actual</b>	<b>FY18 Actual</b>	<b>FY19 Projected</b>
Percentage of Bus operators in refresher training	95%	98%	98%

## Maintenance

### Program Description:

Perform preventative maintenance, scheduled repairs and emergency repairs on all METRA motorized equipment.

<b>Goal:</b>	<b>To manage inventory, repairs/supplies, and accounting for all items by using the computerized Fleet Maintenance System (Shopfax).</b>		
<b>Objective:</b>	<b>Conduct monthly inventory of parts and supplies.</b>		
	<b>FY17</b>	<b>FY18</b>	<b>FY19</b>
<b>Performance Indicators:</b>	<b>Actual</b>	<b>Actual</b>	<b>Projected</b>
Fleet System Report Plus or minus 3% accuracy	90%	95%	100%

<b>Goal:</b>	<b>To communicate maintenance values, directions, and performance expectations.</b>		
<b>Objective:</b>	<b>Explain to each employee the division goals and objectives. The goals provided clean and reliable vehicles to the customers.</b>		
	<b>FY17</b>	<b>FY18</b>	<b>FY19</b>
<b>Performance Indicators:</b>	<b>Actual</b>	<b>Actual</b>	<b>Projected</b>
Periodic refresher training	90%	95%	100%

## Dial-A-Ride

### Program Description:

The Dial-A-Ride division screens, schedules and provides reliable demand response curbside transit service to elderly and/or disable persons that lack the ability to use the regular transit system. The program ensures transportation services for the physically challenged persons according to the Americans With Disabilities Act.

<b>Goal:</b>	<b>To reduce incidents and accidents.</b>		
<b>Objective:</b>	<b>Monitor drivers and their destinations. Continue to provide refresher training for all Dial-A-Ride operators.</b>		
	<b>FY17</b>	<b>FY18</b>	<b>FY19</b>
<b>Performance Indicators:</b>	<b>Actual</b>	<b>Actual</b>	<b>Projected</b>
Number of View cameras and perform operator checks	100%	100%	100%

<b>Goal:</b>	<b>Provide safe transportation to persons with disabilities.</b>		
<b>Objective:</b>	<b>Operators will pre-trip and inspect their vehicles to make sure they are safe for the customers. Check buses for safety. Check routes for hazards and access issues; change as needed.</b>		
	<b>FY17</b>	<b>FY18</b>	<b>FY19</b>
<b>Performance Indicators:</b>	<b>Actual</b>	<b>Actual</b>	<b>Projected</b>
Survey locations before new service to ensure the safety of the customers and the operators.	90%	90%	95%
Percent of buses checked for safety	100%	90%	100%



## Capital - FTA (5307)

### Program Description:

Develop, purchase, and receive capital items needed to support public transportation in Columbus/Muscogee County and Fort Benning.

<b>Goal:</b>	<b>To purchase capital items that support the public transit divisions and the parking division of METRA by following the purchasing regulations as prescribed by the Federal Transit Administration (FTA), the Georgia Department of Transportation (GDOT), and the Columbus Consolidated Government (CCG).</b>		
<b>Objective:</b>	<b>Bid to purchase capital items greater than \$5,000 and secure quote documentation on purchase items less than \$5,000 as delineated in the CCG Purchasing procedures manual.</b>		
<b>Performance Indicators:</b>	<b>FY17 Actual</b>	<b>FY18 Actual</b>	<b>FY19 Projected</b>
Percent of completed purchases of capital items before the end of the fiscal year	<b>100%</b>	<b>100%</b>	<b>100%</b>

<b>Goal:</b>	<b>To develop the local capital budget and contact with FTA and GDOT for capital funding.</b>		
<b>Objective:</b>	<b>Local budgeting approval process and inclusion in the Transportation Improvement Program, FTA Grant Program, and the GDOT Capital Grant.</b>		
<b>Performance Indicators:</b>	<b>FY17 Actual</b>	<b>FY18 Actual</b>	<b>FY19 Projected</b>
Local Budget approval process and funding. Executed contracts with FTA and GDOT.	<b>100%</b>	<b>100%</b>	<b>100%</b>

## Planning - FTA (5303)

### Program Description:

Transit planning consists of these basic components: research, data analysis and planning, and maintenance of the transit grants. We accomplish research and forecasting according to Federal Transportation Administration (FTA) requirements using established guidelines. Statistical ridership populations, socioeconomic factors and employment patterns are the primary variables in data analysis.

This division is project oriented: annual reports, special studies, videos, transit information and related activities with a primary focus on mass transit. FTA provides federal dollars for planning at 80% of expenses. The GA DOT provides State dollars for planning at 10% of expenses. The City must apply for both.

<b>Goal:</b>	<b>To maintain transit strategies that are pro environment.</b>		
<b>Objective:</b>	<b>To update the short range and long range transit planning to reflect the changes in demographics, destinations and other issues affecting public transportation (i.e., security, environmental, congestion).</b>		
<b>Performance Indicators:</b>	<b>FY17 Actual</b>	<b>FY18 Actual</b>	<b>FY19 Projected</b>
Update the Unified Planning Work Program (UPWP), the Transportation Improvement Program (TIP), the congestion mitigation strategies, participation in environmental impact assessments, ridership demands, and demographic data.	100%	100%	100%

<b>Goal:</b>	<b>To maintain coordinated transit activities and manage requirements of TSPLOST funding.</b>		
<b>Objective:</b>	<b>Participate with the Metropolitan Planning Organization in transportation activities, review routes and survey customers for service viability.</b>		
<b>Performance Indicators:</b>	<b>FY17 Actual</b>	<b>FY18 Actual</b>	<b>FY19 Projected</b>
Participation in the transit, traffic and transportation agencies, MPO planning certification, 3C Planning Process, and environmental impacts, surveys, and driver information	100%	100%	100%

## Other Maintenance & Repairs

### Program Description:

The Facilities Maintenance Division is responsible for maintaining city facilities, including minor renovations. We established this cost center to account for maintenance and repair activities specific to Transportation Fund divisions.

## Non-Categorical

### Program Description:

Department budget specific appropriations and expenditures pertaining solely to that department. However, certain expenditures are not applicable to a specific department and we have established the non-categorical section for recording these appropriations and expenditures.

## Interfund Transfers

### Program Description:

We allocate appropriations for Capital Improvement Projects here for record and accounting purposes. Additionally, this cost center accounts for operating transfers from the Transportation Fund to the Risk Management Fund providing workers' compensation benefits for METRA employees.

### Budget Notes:

#### 0751-2400 METRA Operations

Five Rebuilt Engines (Replacement) = \$50,000

Six Rebuilt Transmissions (Replacement) = \$50,000

Two 35 Foot Clean Diesel Buses = \$834,238

DAR Diesel Bus (Replacement) = \$150,000

Parking Garage Gates (Replacement) = \$150,000

Four Heavy Duty in Ground Lifts = \$240,000

Bus Camera System = \$24,000

Automatic Announcement System = \$48,396



# PARKING MANAGEMENT FUND

**The Parking Management Fund accounts for all expenses related to Columbus' Uptown Parking District, including enforcement and operation.**

[Return to Table of Contents](#)



## Parking Management

### DEPARTMENT MISSION STATEMENT

To provide a safe, reliable, dependable and cost effective transit service with a professional team of employees, dedicated to our customers needs and committed to excellence.

### Expenditures By Division

	FY16 Actual	FY17 Actual	FY18 Actual*	FY19 Adopted
6102800 Parking Management	\$305,336	\$272,904	\$271,908	\$ -
<b>DEPARTMENT TOTAL</b>	<b>\$305,336</b>	<b>\$272,904</b>	<b>\$271,908</b>	<b>\$ -</b>
<b>% CHANGE</b>		<b>-10.62%</b>	<b>-0.36%</b>	<b>-100.00%</b>

*\*Unaudited*

### Expenditures By Category

	FY16 Actual	FY17 Actual	FY18 Actual*	FY19 Adopted
Personal Services	\$191,718	\$160,502	\$161,183	\$ -
Operations	\$113,618	\$112,402	\$110,725	\$ -
<b>OPERATING BUDGET</b>	<b>\$305,336</b>	<b>\$272,904</b>	<b>\$271,908</b>	<b>\$ -</b>
Capital Budget	-	-	-	\$ -
<b>DEPARTMENT TOTAL</b>	<b>\$305,336</b>	<b>\$272,904</b>	<b>\$271,908</b>	<b>\$ -</b>
<b>% CHANGE</b>		<b>-10.62%</b>	<b>-0.36%</b>	<b>-100.00%</b>

*\*Unaudited*

### Positions by Division

	FY17 Actual	FY18 Actual	FY19 Adopted
<b>610-3000 Parking Management</b>	<b>4/0</b>	<b>4/0</b>	<b>0/0</b>
Parking Division Manager*	1	1	0
Parking Enforcement Supervisor**	1	1	0
Parking Enforcement Officer**	2	2	0
<b>Total Full Time/Part Time Positions</b>	<b>4/0</b>	<b>4/0</b>	<b>0/0</b>

\*One (1) Parking Division Manager (G18) moved to General Fund in FY19

\*\*One (1) Parking Enforcement Supervisor (G14) and two (2) Parking Enforcement Officers (G10) deleted in FY19

## Parking Management

### Program Description:

The division responsibility is to enforce the Parking Ordinances.

<b>Goal:</b>	<b>To enforce ordinances regarding parking in the Uptown Management Area, Lakebottom, 9th Street and North Lake Business District.</b>		
<b>Objective:</b>	<b>To monitor Uptown Enforcement Area, Lakebottom, 9th Street and North Lake Business District and issue citations when parking violations occur.</b>		
<b>Performance Indicators:</b>	<b>FY17 Actual</b>	<b>FY18 Actual</b>	<b>FY19 Projected</b>
Increased revenue from issued tickets for violations and payments processed	95%	98%	N/A

<b>Goal:</b>	<b>To collect revenue for outstanding unpaid citations written by Metra and other law enforcement agencies of the city.</b>		
<b>Objective:</b>	<b>To ensure that repeat violators pay outstanding, unpaid citations, which includes notifying violator via certified mail, and depending upon the violator, could include immobilization and eventual towing of the vehicle.</b>		
<b>Performance Indicators:</b>	<b>FY17 Actual</b>	<b>FY18 Actual</b>	<b>FY19 Projected</b>
Increased revenue for outstanding unpaid citations	90%	95%	N/A

<b>Goal:</b>	<b>To manage and maintain the city owned parking garages and to reduce utilities cost for all parking structures.</b>		
<b>Objective:</b>	<b>To lease parking spaces and permit daily public parking in a safe environment, which includes, but is not limited to; assigning spaces, accepting lease payments, and keeping garages free of hazardous materials and debris.</b>		
<b>Performance Indicators:</b>	<b>FY17 Actual</b>	<b>FY18 Actual</b>	<b>FY19 Projected</b>
Percent increase of leased spaces and daily public parkers	95%	95%	N/A
Percent increase of lower utility cost	95%	95%	N/A



This page intentionally left blank.



# COLUMBUS IRONWORKS CONVENTION & TRADE CENTER FUND

**The Columbus Ironworks  
Convention & Trade Center Fund  
provides for the administration,  
operation and maintenance of  
the Trade Center.**

[Return to Table of Contents](#)





## Trade Center Fund

### Trade Center

#### **DEPARTMENT MISSION STATEMENT**

To serve as an organization dedicated to excellence in its operation and service delivery, act as a catalyst for economic development and stability for Columbus, and serve as a positive force for community identity and city image.

#### **Expenditures By Division**

	<b>FY16 Actual</b>	<b>FY17 Actual</b>	<b>FY18 Actual*</b>	<b>FY19 Adopted</b>
5902000 Contingency	-	-	-	\$16,273
5903000 Non-Categorical	\$66,061	\$207,803	\$136,812	\$160,975
5904000 Inter-fund Transfers	-	-	-	-
6201000 Administration	\$574,832	\$499,839	\$466,028	\$570,934
6202100 Sales	\$224,098	\$324,543	\$278,933	\$330,625
6202200 Operations	\$542,280	\$556,022	\$630,688	\$603,665
6202300 Maintenance	\$1,303,282	\$2,206,852	\$837,945	\$1,118,100
6202600 Bonded Debt	\$134,194	\$129,390	\$122,810	\$287,655
<b>DEPARTMENT TOTAL</b>	<b>\$2,844,747</b>	<b>\$3,924,449</b>	<b>\$2,473,216</b>	<b>\$3,088,227</b>
<b>% CHANGE</b>		<b>37.95%</b>	<b>-36.98%</b>	<b>24.87%</b>

*\*Unaudited*

#### **Expenditures By Category**

	<b>FY16 Actual</b>	<b>FY17 Actual</b>	<b>FY18 Actual*</b>	<b>FY19 Adopted</b>
Personal Services	\$1,095,856	\$1,265,641	\$1,222,423	\$1,438,062
Operations	\$1,291,762	\$1,256,006	\$1,135,454	\$1,373,570
<b>OPERATING BUDGET</b>	<b>\$2,387,618</b>	<b>\$2,521,647</b>	<b>\$2,357,877</b>	<b>\$2,811,632</b>
Capital Budget	\$457,129	\$1,402,802	\$115,339	\$276,595
<b>DEPARTMENT TOTAL</b>	<b>\$2,844,747</b>	<b>\$3,924,449</b>	<b>\$2,473,216</b>	<b>\$3,088,227</b>
<b>% CHANGE</b>		<b>37.95%</b>	<b>-36.98%</b>	<b>24.87%</b>

*\*Unaudited*

**Positions by Division**

		<b>FY17 Actual</b>	<b>FY18 Actual</b>	<b>FY19 Adopted</b>
<b>620-1000 Administration</b>	<b>FT/PT</b>	<b>6/2</b>	<b>6/2</b>	<b>6/2</b>
Accounting Technician		1	1	1
Administrative Assistant*		1	0	0
Administrative Clerk I		1	1	1
Assistant Director- Trade Center		1	1	1
Event Attendants (PT)		2	2	2
Executive Director- Trade Center		1	1	1
Finance Manager- Trade Center		1	1	1
Office Manager*		0	1	1
<b>620-2100 Sales</b>	<b>FT/PT</b>	<b>3/0</b>	<b>3/0</b>	<b>4/0</b>
Conference Facilitator***		3	3	4
<b>620-2200 Operations</b>	<b>FT/PT</b>	<b>12/3</b>	<b>12/5</b>	<b>12/5</b>
Administrative Secretary		1	1	1
Event Attendant (FT)		8	8	8
Event Attendant (PT)**		3	5	5
Event Attendant Crew Leader		2	2	2
Event Operations Supervisor		1	1	1
<b>620-2300 Maintenance</b>	<b>FT/PT</b>	<b>4/0</b>	<b>4/1</b>	<b>4/1</b>
Facilities Engineer		1	1	1
Facilities Maintenance Worker I - PT**		0	1	1
Facilities Maintenance Worker I		3	3	3
<b>Total Full Time/Part Time Positions</b>		<b>25/5</b>	<b>25/8</b>	<b>26/8</b>

*\*One (1) Administrative Assistant (G12) reclassified to Office Manager (G14) in FY18*

*\*\*One (1) Facilities Maintenance Worker I - PT and two (2) Event Attendant - PT added in FY18*

*\*\*\*One (1) Conference Facilitator added in FY19*

## Administration

### Program Description:

Administration maintains accounts receivable, accounts payable, prepares yearly budget and monthly reports and prepares bids for purchases of equipment and services as needed.

<b>Goal:</b>	<b>To increase economic impact of the City by promoting out-of-town convention business.</b>		
<b>Objective:</b>	<b>Attend convention centers conventions, trade shows and industry-related meetings.</b>		
<b>Objective:</b>	<b>Increase number of out of town conventions booked by 10%.</b>		
<b>Performance Indicators:</b>	<b>FY17 Actual</b>	<b>FY18 Actual</b>	<b>FY19 Projected</b>
Number of convention/trade shows attended.	3	2	3
Number of out of town convention days booked	115	120	125

<b>Goal:</b>	<b>To reduce accrual of aged receivables by implementing methods to improve collection procedures.</b>		
<b>Objective:</b>	<b>To have no aged receivables in the 90 day and over category by the end of the fiscal year.</b>		
<b>Performance Indicators:</b>	<b>FY17 Actual</b>	<b>FY18 Actual</b>	<b>FY19 Projected</b>
Dollar amount of aged receivables over 90 days	\$8,433	\$5,698	\$0

<b>Goal:</b>	<b>To ensure this facility is operated efficiently, its technology remains current and to provide the best experience for the customer.</b>		
<b>Objective:</b>	<b>Provide an exceptional customer experience with every event at the Trade Center by having 100% positive response customer surveys.</b>		
<b>Performance Indicators:</b>	<b>FY17 Actual</b>	<b>FY18 Actual</b>	<b>FY19 Projected</b>
Percent of positive completed surveys	99%	99%	100%

## Sales

### Program Description:

The Sales Division is responsible for talking with potential clients, scheduling events held in the facility, and following up on bookings by processing the necessary paperwork. They coordinate events such as room layout, equipment needed and special requests with staff members.

<b>Goal:</b>	<b>To showcase what the Trade Center offers as a state of the art facility that can host a variety of venue sizes and leave a remarkable experience with every guest.</b>
--------------	---

<b>Objective:</b>	<b>Conduct follow-up communication with all sales leads to achieve increased number of event days booked annually.</b>		
	<b>FY17</b>	<b>FY18</b>	<b>FY19</b>
<b>Performance Indicators:</b>	<b>Actual</b>	<b>Actual</b>	<b>Projected</b>
Total event days booked	617	621	630

<b>Goal:</b>	<b>Showcase the Trade Center as a unique facility with a talented food service team that can serve a wide array of food at any type of event.</b>		
<b>Objective:</b>	<b>To have clients to experience the variety of food.</b>		
	<b>FY17</b>	<b>FY18</b>	<b>FY19</b>
<b>Performance Indicators:</b>	<b>Actual</b>	<b>Actual</b>	<b>Projected</b>
Number of meals served	127,013	131,122	135,000

<b>Goal:</b>	<b>Utilize the historic features of the Trade Center as a facility that can offer a wide variety of events and provides a remarkable experience for the guest.</b>		
<b>Objective:</b>	<b>To increase the number of events annually to maximize usage of the facility and make a positive economic impact on Columbus.</b>		
	<b>FY17</b>	<b>FY18</b>	<b>FY19</b>
<b>Performance Indicators:</b>	<b>Actual</b>	<b>Actual</b>	<b>Projected</b>
Number of Events	519	538	548

## Operations

### Program Description:

The Service Operations Division services the exterior of the facility as related to landscaping and maintains the cleanliness of the interior of the facility. They set up and break down all meeting rooms and exhibit halls for each event. They are also responsible for maintaining the audio and visual equipment for each event.

<b>Goal:</b>	<b>Provide quality equipment and responsive knowledgeable staff to assist customers during their events.</b>		
<b>Objective:</b>	<b>To maintain 90% or higher customer satisfaction on survey category of event day that includes space and equipment set as expected.</b>		
	<b>FY17</b>	<b>FY18</b>	<b>FY19</b>
<b>Performance Indicators:</b>	<b>Actual</b>	<b>Actual</b>	<b>Projected</b>
Percentage of surveys 90% or higher	82%	87%	90%

<b>Goal:</b>	<b>To support the Columbus Uptown development vision of providing safe and visually appealing facilities.</b>		
--------------	---	--	--

<b>Objective:</b>	<b>To maintain 100% customer satisfaction with respect to cleanliness and attractiveness of facility.</b>		
	<b>FY17</b>	<b>FY18</b>	<b>FY19</b>
<b>Performance Indicators:</b>	<b>Actual</b>	<b>Actual</b>	<b>Projected</b>
Percentage of surveys 90% or higher	84%	91%	92%

<b>Goal:</b>	<b>To continue to provide adequate training to Event Attendants in the area of work rules and safety.</b>		
<b>Objective:</b>	<b>Conduct employee meetings with primary focus on providing information related to work rules and safety.</b>		
	<b>FY17</b>	<b>FY18</b>	<b>FY19</b>
<b>Performance Indicators:</b>	<b>Actual</b>	<b>Actual</b>	<b>Projected</b>
Number of quarterly training days	2	3	4

## Maintenance

### Program Description:

The Building Maintenance Division oversees the operation and maintenance of all fixed assets (equipment).

<b>Goal:</b>	<b>Perform required duties of this department while employing proper rules and techniques to ensure safety to both the employees and the customers.</b>		
<b>Objective:</b>	<b>Implement a Facility Wide Safety Program to reduce guests and employee injuries.</b>		
	<b>FY17</b>	<b>FY18</b>	<b>FY19</b>
<b>Performance Indicators:</b>	<b>Actual</b>	<b>Actual</b>	<b>Projected</b>
Number of quarterly employee training days	1	2	4

<b>Goal:</b>	<b>Conduct regularly scheduled preventative maintenance on all equipment to ensure no down-time due to equipment failures.</b>		
<b>Objective:</b>	<b>Prepare a preventative maintenance schedule of all pertinent equipment and adhere to the timing of work to be performed according to the preventative maintenance software.</b>		
	<b>FY17</b>	<b>FY18</b>	<b>FY19</b>
<b>Performance Indicators:</b>	<b>Actual</b>	<b>Actual</b>	<b>Projected</b>
Percentage of scheduled preventative maintenance	30%	50%	60%

<b>Goal:</b>	<b>To maintain 100% customer satisfaction with respect to the upkeep of the facility and its environment.</b>		
<b>Objective:</b>	<b>To receive zero (0) negative written comments annually concerning the upkeep of the facility and its environment.</b>		
	<b>FY17</b>	<b>FY18</b>	<b>FY19</b>
<b>Performance Indicators:</b>	<b>Actual</b>	<b>Actual</b>	<b>Projected</b>
Number of negative comments	2	1	0

**Budget Notes:**

The following capital was approved in this budget:

**620-2200 Trade Center Operations**

Five Drape Bin = \$800

Four Listening Device Receiver and Packs (Replacement) = \$3,200

Four Coat Rack = \$2,300

Two Large Vacuum (Replacement) = \$4,000

Two Small Vacuum (Replacement) = \$550

Eleven NEC Projector = \$4,400

Eleven Lectern = \$9,515

Eleven Mixer = \$2,640

Three 6' Platform Truck = \$915

Ten 36" Cocktail Table = \$2,600

Two Cocktail Dolly = \$600

Ten 30" X 96" Table = \$2,300

Ten 30" X 72" Table = \$2,100

Ten 72" Round Table = \$3,250

Twenty 60" Round Table = \$5,500

Five 48" Round Table = \$1,000

Five 42" Round Table = \$925

**620-2300 Trade Center Maintenance**

Boiler (Replacement) = \$100,000

Four Chill Water and Circulating Pump (Replacement) = \$75,000

Fountain Water System Conversion (Replacement) = \$30,000

Security Camera System = \$15,000

Automatic Gate Opener (Replacement) = \$10,000



This page intentionally left blank.



# BULL CREEK GOLF COURSE FUND

**The Bull Creek Golf Course Fund  
provides for administration,  
operation and maintenance of  
Bull Creek Golf Course.**

[Return to Table of Contents](#)





## Bull Creek Golf Course Fund

### Bull Creek Golf Course

#### **DEPARTMENT MISSION STATEMENT**

To provide the best possible product at an affordable price to the citizens of Columbus.

#### **Expenditures By Division**

	<b>FY16 Actual</b>	<b>FY17 Actual</b>	<b>FY18 Actual*</b>	<b>FY19 Adopted</b>
5902000 Contingency	-	-	-	\$10,114
5903000 Non-Categorical	(\$32,614)	\$93,433	\$46,764	\$63,163
5904000 Inter-Fund Transfers	-	-	-	-
6302100 Maintenance	\$669,808	\$735,972	\$710,401	\$678,079
6302200 Operations	\$523,014	\$492,494	\$434,743	\$498,844
6302400 Debt Service	-	-	-	-
<b>DEPARTMENT TOTAL</b>	<b>\$1,160,208</b>	<b>\$1,321,899</b>	<b>\$1,191,908</b>	<b>\$1,250,200</b>
<b>% CHANGE</b>		<b>13.94%</b>	<b>-9.83%</b>	<b>4.89%</b>

*\*Unaudited*

#### **Expenditures By Category**

	<b>FY16 Actual</b>	<b>FY17 Actual</b>	<b>FY18 Actual*</b>	<b>FY19 Adopted</b>
Personal Services	\$535,696	\$658,771	\$620,524	\$580,390
Operations	\$624,512	\$663,128	\$570,200	\$614,810
<b>OPERATING BUDGET</b>	<b>\$1,160,208</b>	<b>\$1,321,899</b>	<b>\$1,190,724</b>	<b>\$1,195,200</b>
Capital Budget	-	-	\$1,184	\$55,000
<b>DEPARTMENT TOTAL</b>	<b>\$1,160,208</b>	<b>\$1,321,899</b>	<b>\$1,191,908</b>	<b>\$1,250,200</b>
<b>% CHANGE</b>		<b>13.94%</b>	<b>-9.83%</b>	<b>4.89%</b>

*\*Unaudited*

**Positions by Division**

		<b>FY17 Actual</b>	<b>FY18 Actual</b>	<b>FY19 Adopted</b>
<b>630-2100 Maintenance</b>	<b>FT/PT</b>	<b>7/1</b>	<b>7/1</b>	<b>7/1</b>
Superintendent		1	1	1
Assistant Superintendent		1	1	1
Prison Labor Foreman		2	2	2
Irrigation Technician		1	1	1
Mechanic		1	1	1
Laborer		1	1	1
Laborer (PT)		1	1	1
<b>630-2200 Operations</b>	<b>FT/PT</b>	<b>3/9</b>	<b>3/9</b>	<b>3/9</b>
Golf Professional*		1	1	1
Assistant Golf Professional		1	1	1
Snackbar Clerk		1	1	1
Laborer (PT)		1	1	1
Shop Clerk (PT)		4	4	4
Snackbar Clerk (PT)		4	4	4
<b>Total Full Time/Part Time Positions</b>		<b>10/10</b>	<b>10/10</b>	<b>10/10</b>

*\*Golf Professional unfunded for FY19*

## **Bull Creek Golf Course Maintenance**

### **Program Description:**

The overall goal of the maintenance section is to maintain Bull Creek Golf Course as one of the top 25 golf courses in the United States. The maintenance staff is responsible for Golf Course turf grass maintenance such as fertilizer and chemical application, irrigation installation and repair, tree management, cart path repair and the daily task of grooming 36 holes.

## **Bull Creek Golf Course Operations**

### **Program Description:**

The operations section strives to provide an efficient operation to the public. They create an atmosphere of service and maintain a price range suitable to attract all public golf players in the area. The activities consist of numerous golf tournaments for couples, juniors, individuals and teams, as well as company outings designed to benefit the company, their customers and employees.

## **Contingency**

### **Program Description:**

The Contingency Fund is an amount established in each annual budget to finance unusual items, which cannot be anticipated in the budget preparation. As these items occur during the year, transferring the required funds to the appropriate account reduces the contingency.

## **Non-Categorical**

### **Program Description:**

Appropriations and expenditures that pertain solely to a specific department are budgeted by that department. However, there are certain expenditures that are not applicable to a specific department and the non-categorical section has been established for recording these appropriations and expenditures.

### **Budget Notes:**

#### **630-2100 Bull Creek Maintenance**

Top Dresser (Replacement) = \$15,000

Truckster (Replacement) = \$12,000

Bunker Rake (Replacement) = \$10,000

Verticut Reels (Replacement) = \$4,000

Fairway Blower (Replacement) = \$5,000

Utility Vehicle Beverage Cart (Replacement) = \$5,000

Utility Vehicle Driving Range (Replacement) = \$4,000



# OXBOW CREEK GOLF COURSE FUND

**The Oxbow Creek Golf Course  
Fund provides for  
administration, operation and  
maintenance of Oxbow Creek  
Golf Course.**

[Return to Table of Contents](#)



## Oxbow Creek Golf Course Fund

### Oxbow Creek Golf Course

#### **DEPARTMENT MISSION STATEMENT**

To provide the best possible product at an affordable price to the citizens of Columbus, Georgia.

#### **Expenditures By Division**

	<b>FY16 Actual</b>	<b>FY17 Actual</b>	<b>FY18 Actual*</b>	<b>FY19 Adopted</b>
5902000 Contingency	-	-	-	\$6,169
5903000 Non-Categorical	-\$48,989	\$58,480	\$26,036	\$25,482
5904000 Inter-fund Transfers	-	-	-	-
6402100 Pro Shop	\$184,447	\$158,097	\$160,557	\$159,998
6402200 Maintenance	\$185,956	\$192,782	\$177,935	\$188,351
6402300 Debt Service	\$5,708	\$3,108	-	-
<b>DEPARTMENT TOTAL</b>	<b>\$327,122</b>	<b>\$412,467</b>	<b>\$364,528</b>	<b>\$380,000</b>
<b>% CHANGE</b>		<b>26.09%</b>	<b>-11.62%</b>	<b>4.24%</b>

*\*Unaudited*

#### **Expenditures By Category**

	<b>FY16 Actual</b>	<b>FY17 Actual</b>	<b>FY18 Actual*</b>	<b>FY19 Adopted</b>
Personal Services	\$149,691	\$252,955	\$205,627	\$225,016
Operations	\$177,431	\$159,512	\$158,901	\$154,984
<b>OPERATING BUDGET</b>	<b>\$327,122</b>	<b>\$412,467</b>	<b>\$364,528</b>	<b>\$380,000</b>
Capital Budget	-	-	-	-
<b>DEPARTMENT TOTAL</b>	<b>\$327,122</b>	<b>\$412,467</b>	<b>\$364,528</b>	<b>\$380,000</b>
<b>% CHANGE</b>		<b>26.09%</b>	<b>-11.62%</b>	<b>4.24%</b>

*\*Unaudited*

### Positions by Division

		<b>FY17 Actual</b>	<b>FY18 Actual</b>	<b>FY19 Adopted</b>
<b>630-2100 Pro Shop</b>	<b>FT/PT</b>	<b>3/4</b>	<b>3/4</b>	<b>3/4</b>
Assistant Manager		1	1	1
Bookkeeper		1	1	1
Cart Attendant (PT)		2	2	2
Manager- Golf Pro Shops		1	1	1
Shop Clerk (PT)		1	1	1
Snackbar Clerk (PT)		1	1	1
<b>630-2200 Maintenance</b>	<b>FT/PT</b>	<b>2/0</b>	<b>2/0</b>	<b>2/0</b>
Prison Labor Foreman		1	1	1
Superintendent		1	1	1
<b>Total Full Time/Part Time Positions</b>		<b>5/4</b>	<b>5/4</b>	<b>5/4</b>

### Pro Shop

#### Program Description:

The operations section strives to provide an efficient operation to the public. They create an atmosphere of service and maintain a price range suitable to attract all public golf players in the area. The activities consist of numerous golf tournaments for couples, juniors, individuals and teams, as well as company outings designed to benefit the company, their customers and employees.

### Maintenance

#### Program Description:

The overall goal of the maintenance section is to maintain Oxbow Creek Golf Course. The maintenance staff is responsible for Golf Course turf grass maintenance such as fertilizer and chemical application, irrigation installation and repair, tree management, cart path repair and the daily task of grooming 9 holes.

### Non-Categorical

#### Program Description:

Appropriations and expenditures, which pertain solely to a specific department, are budgeted by that department. However, there are certain expenditures that are not applicable to a specific department and the non-categorical section has been established for recording these appropriations and expenditures.

### Debt Service

#### Program Description:

The debt service cost center accounts for the repayment of loans made by Oxbow Creek Golf Course.



This page intentionally left blank.



# CIVIC CENTER FUND

**The Civic Center Fund accounts  
for the operation of the multi-  
functional recreational facility.**

[Return to Table of Contents](#)





## Civic Center

### **DEPARTMENT MISSION STATEMENT**

To provide events with quality professional services, while progressively managing clean, safe, well maintained and self-supporting facilities.

### **Expenditures By Division**

	<b>FY16 Actual</b>	<b>FY17 Actual</b>	<b>FY18 Actual*</b>	<b>FY19 Adopted</b>
1601000 Operations	\$2,000,932	\$1,898,514	\$2,003,244	\$2,227,833
1602100 Hockey	\$340,272	\$354,916	\$0	\$0
1602200 AF2 Football	\$111,254	\$67,666	\$75,583	\$77,795
1602500 Other Events	\$4,289,340	\$3,813,706	\$3,480,602	\$2,340,356
1602600 Temp Labor Pool	-	-	-	-
1602700 Ice Rink - Operations	\$135,100	\$150,655	\$168,099	\$168,532
1602750 Ice Rink - Events	\$91,769	\$69,678	\$123,840	\$69,973
1602800 Concessions/Catering	\$183,360	\$226,277	\$176,498	\$166,575
2603710 Maint & Repairs	\$88,592	\$127,688	\$202,372	\$125,000
5902000 Contingency	-	-	-	\$16,287
5903000 Non-Categorical	\$41,492	\$236,481	\$174,708	\$180,792
5904000 Inter-fund Transfers	-	-	-	-
<b>DEPARTMENT TOTAL</b>	<b>\$7,282,111</b>	<b>\$6,945,581</b>	<b>\$6,404,946</b>	<b>\$5,373,143</b>
<b>% CHANGE</b>		<b>-4.62%</b>	<b>-7.78%</b>	<b>-16.11%</b>

*\*Unaudited*

### **Expenditures By Category**

	<b>FY16 Actual</b>	<b>FY17 Actual</b>	<b>FY18 Actual*</b>	<b>FY19 Adopted</b>
Personal Services	\$1,624,456	\$1,839,836	\$1,693,408	\$1,612,113
Operations	\$5,587,942	\$5,091,926	\$4,514,731	\$3,557,887
<b>OPERATING BUDGET</b>	<b>\$7,212,398</b>	<b>\$6,931,762</b>	<b>\$6,208,139</b>	<b>\$5,170,000</b>
Capital Budget	\$69,713	\$13,819	\$196,807	\$203,143
<b>DEPARTMENT TOTAL</b>	<b>\$7,282,111</b>	<b>\$6,945,581</b>	<b>\$6,404,946</b>	<b>\$5,373,143</b>
<b>% CHANGE</b>		<b>-4.62%</b>	<b>-7.78%</b>	<b>-16.11%</b>

*\*Unaudited*

**Positions by Division**

		<b>FY17</b>	<b>FY18</b>	<b>FY19</b>
		<b>Actual</b>	<b>Actual</b>	<b>Adopted</b>
<b>160-1000 Operations</b>	<b>FT/PT</b>	<b>22/0</b>	<b>22/0</b>	<b>22/0</b>
Accounting Technician		1	1	1
Administrative Clerk I		1	1	1
Arena Technician I		5	5	5
Arena Technician II		2	2	2
Box Office Coordinator		1	1	1
Box Office Representative		1	1	1
Civic Center Director		1	1	1
Civic Center Finance Manager		1	1	1
Correctional Detail Officer		1	1	1
Events Coordinator*		2	1	1
Events Services Manager*		0	1	1
Facilities Maintenance Supervisor		1	1	1
Facilities Maintenance Worker I		1	1	1
Food and Beverage Coordinator		1	1	1
Marketing Manager		1	1	1
Operations Manager		1	1	1
Ticketing Operations Manager		1	1	1
<b>160-2700 Ice Rink</b>	<b>FT/PT</b>	<b>1/0</b>	<b>1/0</b>	<b>1/0</b>
Administrative Secretary		1	1	1
<b>TOTAL</b>		<b>23/0</b>	<b>23/0</b>	<b>23/0</b>

*\*One (1) Events Coordinator (G15) reclassified to Event Services Manager (G17) in FY18*

## Operations

### Program Description:

The Columbus Civic Center is multi-purpose public assembly facility with 10,000 arena seats, 23,000 square feet of flat floor space and 5,000 square feet of hospitality suites. The Civic Center is the premiere venue in a large sports complex known as the "The South Commons Sports and Entertainment Complex." In addition to hosting a variety of special events, family shows, and concerts, the Civic Center is home to two professional sports franchises: a hockey team and an arena football team.

<b>Goal:</b>	<b>Develop annualized events to support the programming of the Civic Center.</b>		
<b>Objective:</b>	<b>Increase the number of annual events such as Christmas parties, summer programs, etc. to help fill the slower periods in the calendar.</b>		
<b>Performance Indicators:</b>	<b>FY17 Actual</b>	<b>FY18 Actual</b>	<b>FY19 Projected</b>
Number of annual events	5	7	7

<b>Goal:</b>	<b>Increase ancillary revenues.</b>		
<b>Objective:</b>	<b>Increase sponsorships and event related revenues.</b>		
<b>Objective:</b>	<b>Increase ticket, food and beverage sales from increased event bookings. Recognize total increase of 15% from previous year.</b>		
<b>Performance Indicators:</b>	<b>FY17 Actual</b>	<b>FY18 Actual</b>	<b>FY19 Projected</b>
Percentage of increase in sponsorships	10%	10%	10%
Percentage increase in sales	5%	5%	5%

<b>Goal:</b>	<b>To support the Civic Center with an increase in revenue through concessions at events and sponsorships from vendored services.</b>		
<b>Objective:</b>	<b>Increase revenues per person at all events in food and beverage purchases, and alcohol and soda contracts.</b>		
<b>Performance Indicators:</b>	<b>FY17 Actual</b>	<b>FY18 Actual</b>	<b>FY19 Projected</b>
Percentage of increase in concessions	4%	5%	10%
Percentage of increase in vendor sponsorships	0%	5%	10%

<b>Goal:</b>	<b>To continue to increase staff training.</b>		
<b>Objective:</b>	<b>Employees earn NARCE (ice maintenance/building) certification. Send minimum of one (1) employee for training until all full time staff have been certified.</b>		
<b>Performance Indicators:</b>	<b>FY17 Actual</b>	<b>FY18 Actual</b>	<b>FY19 Projected</b>
Number of employees certified.	1	1	1

<b>Goal:</b>	<b>To continue energy conservation initiatives.</b>		
<b>Objective:</b>	<b>Complete LED light conversion and increase energy savings by 20%.</b>		
	<b>FY17</b>	<b>FY18</b>	<b>FY19</b>
<b>Performance Indicators:</b>	<b>Actual</b>	<b>Actual</b>	<b>Projected</b>
Percentage of energy savings	<b>10%</b>	<b>10%</b>	<b>10%</b>

## Football

### Program Description:

Professional football has returned to Columbus with the Columbus Lions. The Southern Indoor Football League (SIFL) began its season in 2006. Over the course of the season, the SIFL plays 8 home games at the Civic Center.

## Ice Rink

### Program Description:

The Columbus Ice Rink is a multipurpose public assembly facility with 38,122 square feet including a single NHL regulation-sized ice surface, measuring 200' x 85' with a comfortable seating capacity of 713 guests. The facility is capable of handling ice events as well as social events. The capacity for social events when the ice floor is covered, is 1,440. The facility features a state-of-the-art Bose Sound System, private VIP area overlooking the rink, a spacious lobby, Pro Shop, and Snack Bar

<b>Goal:</b>	<b>Increase revenue during the months of June, July, and August each year.</b>		
<b>Objective:</b>	<b>Utilize facility to increase revenues from non-traditional rentals by removing the ice during these months.</b>		
	<b>FY17</b>	<b>FY18</b>	<b>FY19</b>
<b>Performance Indicators:</b>	<b>Actual</b>	<b>Actual</b>	<b>Projected</b>
Percentage of increase in revenues	<b>0%</b>	<b>5%</b>	<b>2%</b>

<b>Goal:</b>	<b>Increase private ice rentals for groups.</b>		
<b>Objective:</b>	<b>Increase revenue at the Ice Rink by 10% to 20%.</b>		
	<b>FY17</b>	<b>FY18</b>	<b>FY19</b>
<b>Performance Indicators:</b>	<b>Actual</b>	<b>Actual</b>	<b>Projected</b>
Percentage of increase in revenues over prior year	<b>0%</b>	<b>0%</b>	<b>2%</b>

<b>Goal:</b>	<b>Increase public skating numbers.</b>		
<b>Objective:</b>	<b>Advertise and attract more patrons for public skating to increase 10% to 20% growth in patrons over prior year.</b>		
	<b>FY17</b>	<b>FY18</b>	<b>FY19</b>
<b>Performance Indicators:</b>	<b>Actual</b>	<b>Actual</b>	<b>Projected</b>
Percentage growth in patrons over prior year	<b>10%</b>	<b>10%</b>	<b>10%</b>

## Other Events

### Program Description:

The Civic Center is focused on providing space for approximately 250 event days throughout the year. The Civic Center works to bring various events such as concerts, ice shows, fairs, and variety of other attractions to Columbus while also providing additional conference space to the area.

## Other Maintenance & Repairs

### Program Description:

The Facilities Maintenance Division is responsible for maintaining city facilities, including minor renovations. This cost center is established to account for maintenance and repair activities specific to the Paving Fund divisions.

## Non-Categorical

### Program Description:

Appropriations and expenditures that pertain solely to a specific department are budgeted by that department. However, certain expenditures are not applicable to a specific department and we have established the non-categorical section for recording these appropriations and expenditures. This cost center factors a cost allocation charge that reimburses the General Fund for administrative services provided in the previous year.

### Budget Note:

#### 160-1000 Civic Center Operations

Ice Machine (Replacement) = \$4,215  
Ice Machine (Replacement) = \$4,825  
Two Walk in Cooler (Replacement) = \$10,964  
Two Walk in Cooler (Replacement) = \$11,556  
Walk in Cooler (Replacement) = \$5,718  
Ford Fusion (Replacement) = \$18,548  
Five Hundred Chairs (Replacement) = \$36,000  
Fourteen Chair Rack (Replacement) = \$11,011  
Ten 8' Table (Replacement) = \$2,306  
Ten 6' Table (Replacement) = \$2,091  
Ten 72" Round Table (Replacement) = \$3,540  
Six Box Office Intercoms (Replacement) = \$4,091  
Ten Staging - Panel (Replacement) = \$5,990  
Staging - Stairs (Replacement) = \$1,696  
Ten Staging - Rails (Replacement) = \$2,310  
Four Staging - Jacks (Replacement) = \$3,884  
Four Curtain Motors (Replacement) = \$14,408  
Zero Turn Mower = \$7,211  
Three Conex Containers = \$11,070  
John Deere TX = \$8,682  
F150 Crew Cab Truck (new) = \$27,873

#### 160-2700 Civic Center Ice Ring Operations

Seventy-eight Figure Skates = 5,154



# EMPLOYEE HEALTH CARE FUND

**The Employee Health Care Fund  
accounts for the self-funded  
employee health care program.**

[Return to Table of Contents](#)

## EMPLOYEE HEALTH INSURANCE FUND

### Expenditures By Division

		<b>FY16 Actual</b>	<b>FY17 Actual</b>	<b>FY18 Actual*</b>	<b>FY19 Adopted</b>
2203310	Health Insurance Claims	\$17,444,145	\$17,023,166	\$18,156,765	\$20,554,283
2203320	Health Insurance Fees	\$1,441,472	\$1,413,750	\$1,317,377	\$1,493,000
2203330	Health Wellness Center	\$1,047,330	\$1,715,507	\$2,228,497	\$1,800,000
<b>DEPARTMENT TOTAL</b>		<b>\$19,932,947</b>	<b>\$20,152,423</b>	<b>\$21,702,639</b>	<b>\$23,847,283</b>
<b>% CHANGE</b>			<b>1.10%</b>	<b>7.69%</b>	<b>9.88%</b>

*\*Unaudited*

### Expenditures By Category

		<b>FY16 Actual</b>	<b>FY17 Actual</b>	<b>FY18 Actual*</b>	<b>FY19 Adopted</b>
Personal Services		-	-	-	-
Operations		\$19,932,947	\$20,152,423	\$21,702,639	\$23,847,283
<b>OPERATING BUDGET</b>		<b>\$19,932,947</b>	<b>\$20,152,423</b>	<b>\$21,702,639</b>	<b>\$23,847,283</b>
Capital Budget		-	-	-	-
<b>DIVISION TOTAL</b>		<b>\$19,932,947</b>	<b>\$20,152,423</b>	<b>\$21,702,639</b>	<b>\$23,847,283</b>
<b>% CHANGE</b>			<b>1.10%</b>	<b>7.69%</b>	<b>9.88%</b>

*\*Unaudited*

### Program Description:

The Employee Health & Life Insurance Fund is established to account for the self-funded employee health care program and employee life insurance program.

# WORKFORCE INNOVATION & OPPORTUNITY ACT FUND

**The Workforce Innovation and Opportunity Act Fund accounts for grant monies received from the Georgia Department of Economic Development under the Job Training Partnership Act.**



## Workforce Innovation & Opportunity Act Fund

### Expenditures By Division

	FY16 Actual	FY17 Actual	FY18 Actual*	FY19 Adopted
6806000 WIOA Administration	\$1,800,210	\$1,899,382	\$2,158,066	\$3,691,125
<b>DEPARTMENT TOTAL</b>	<b>\$1,800,210</b>	<b>\$1,899,382</b>	<b>\$2,158,066</b>	<b>\$3,691,125</b>
<b>% CHANGE</b>		<b>5.51%</b>	<b>13.62%</b>	<b>71.04%</b>

*\*Unaudited*

### Expenditures By Category

	FY16 Actual	FY17 Actual	FY18 Actual*	FY19 Adopted
Personal Services	-	-	-	-
Operations	\$1,800,210	\$1,899,382	\$2,158,066	\$3,691,125
<b>OPERATING BUDGET</b>	<b>\$1,800,210</b>	<b>\$1,899,382</b>	<b>\$2,158,066</b>	<b>\$3,691,125</b>
Capital Budget	-	-	-	-
<b>DEPARTMENT TOTAL</b>	<b>\$1,800,210</b>	<b>\$1,899,382</b>	<b>\$2,158,066</b>	<b>\$3,691,125</b>
<b>% CHANGE</b>		<b>5.51%</b>	<b>13.62%</b>	<b>71.04%</b>

*\*Unaudited*

### Positions by Division

	FY17 Actual	FY18 Actual	FY19 Adopted
<b>680-6000 Workforce Innovation FT/PT</b>	<b>13/0</b>	<b>13/0</b>	<b>13/0</b>
Accounting Clerk	1	1	1
Administrative Technician	1	1	1
Assistant WIOA Director	1	1	1
Data Control Supervisor	1	1	1
Finance Manager- WIOA	1	1	1
Program Monitor/Job Developer	1	1	1
Program Specialist I	3	3	3
Program Specialist II	2	2	2
Support Clerk	1	1	1
Workforce Innovation & Opportunity Act Director	1	1	1
<b>Total Full Time/Part Time Positions</b>	<b>13/0</b>	<b>13/0</b>	<b>13/0</b>

### WIOA Administration

#### Program Description:

The Workforce Innovation and Opportunity Act (WIOA) Program accounts for grant monies received from the Department of Labor to carry out the federal objectives formerly carried out by the Job Training Partnership Act (JTPA) Program:

- To authorize and fund different employment and training programs.
- To establish programs that provide job-training services for dislocated workers, economically disadvantaged adults and youth facing significant employment barriers.

<b>Goal:</b>	<b>To meet or exceed the performance goals as negotiated with the State of Georgia Economic Development Workforce Division.</b>		
<b>Objective:</b>	<b>To implement training activities and services that will enable the Columbus local workforce area to meet or exceed the adult, youth and dislocated worker performance goals as negotiated with the State of Georgia Economic Development Workforce Division.</b>		
	FY17 Actual	FY18 Actual	FY19 Projected
<b>Performance Indicators:</b>			
Adult Employment Q2	70.6%	79.4%	75%
Adult Employment Q4	72.7%	86.1%	75%
Credential	85.0%	90.9%	74%
Adult Median Earnings	\$4,599.00	\$5,139.20	\$5,300.00
Dislocated Worker Employment Q2	100.0%	70.0%	68%
Dislocated Worker Employment Q4	57.1%	100.0%	76%
Dislocated Worker Median Earnings	\$6,901.00	\$7,179.16	\$4,100.00
Credential	83.0%	66.7%	51.0%
Youth 14-24 employment Q2	66.7%	53.9%	70%
Youth 14-24 employment Q4	65.0%	67.5%	65%
Youth 14-24 Median Earnings	\$2,027.00	\$1,602.16	N/A
Youth 14-24 credential rate	66.0%	67.6%	72%

## **Adult & Dislocated Workers**

### **Program Description:**

WIOA authorizes “core” and “intensive” services. “Core” services are available to all adults and include job search and placement assistance; labor market information; initial assessment of skills and needs; information about available services; and follow-up services. “Intensive” services are available for unemployed individuals who are not able to find jobs through core services alone. These services include more comprehensive assessments, development of employment plans, counseling, case management and short-term pre-vocational services. Additionally, the Act authorizes the provision of temporary income support to enable participant continuation in training.

## **Youth**

### **Program Description:**

WIOA authorizes eligible youth ages 14 through 21 to be considered as low-income and must meet one or more of the following challenges:

(1) School dropout; (2) basic literacy skills deficiency; (3) homeless, runaway, or foster child; (4) pregnant or a parent; (5) an offender; or (6) need help completing an educational program or securing/holding a job.

Furthermore, 30% of these funds must help those who are in school. Additionally, the program just provides summer employment opportunities linked to academic and occupational learning.



# RISK MANAGEMENT FUND

**The Risk Management Fund  
accounts for vehicle accidents  
and workers' compensation  
claim management and related  
costs.**

[Return to Table of Contents](#)

## Risk Management Fund

### Program Description:

The Risk Management Fund is established for the purposes of providing self-insurance funding for vehicle claims and worker's compensation management.

### Expenditures By Division

	<b>FY16 Actual</b>	<b>FY17 Actual</b>	<b>FY18 Actual*</b>	<b>FY19 Adopted</b>
2203820 Workers Compensation	\$2,953,664	\$2,426,619	\$3,047,447	\$3,273,049
2203830 Risk Management	\$615,405	\$1,087,547	\$752,702	\$679,465
Income / Insurance				
2203840 Coverage	-	-	\$73,848	\$73,848
5902000 Contingency	-	-	-	\$252,937
<b>DEPARTMENT TOTAL</b>	<b>\$3,569,069</b>	<b>\$3,514,166</b>	<b>\$3,873,997</b>	<b>\$4,279,299</b>
<b>% CHANGE</b>		<b>-1.54%</b>	<b>10.24%</b>	<b>10.46%</b>

*\*Unaudited*

### Expenditures By Category

	<b>FY16 Actual</b>	<b>FY17 Actual</b>	<b>FY18 Actual*</b>	<b>FY19 Adopted</b>
Personal Services	\$2,000,881	\$1,545,772	\$2,077,692	\$2,191,805
Operations	\$1,568,187	\$1,968,394	\$1,796,305	\$2,087,494
<b>OPERATING BUDGET</b>	<b>\$3,569,069</b>	<b>\$3,514,166</b>	<b>\$3,873,997</b>	<b>\$4,279,299</b>
Capital Budget	-	-	-	-
<b>DIVISION TOTAL</b>	<b>\$3,569,069</b>	<b>\$3,514,166</b>	<b>\$3,873,997</b>	<b>\$4,279,299</b>
<b>% CHANGE</b>		<b>-1.54%</b>	<b>10.24%</b>	<b>10.46%</b>

*\* Unaudited*

### Positions by Division

	FY17 Actual	FY18 Actual	FY19 Adopted
<b>220-3820 Workers Compensation FT/PT</b>	<b>1/0</b>	<b>1/0</b>	<b>1/0</b>
Risk Manager	1	1	1
<b>220-3830 Risk Management FT/PT</b>	<b>1/6</b>	<b>2/6</b>	<b>2/6</b>
Administrative Services Coordinator	1	1	1
Risk Coordinator (PT)	6	6	6
Risk Management Analyst*	0	1	1
<b>Total Full Time/Part Time Positions</b>	<b>2/6</b>	<b>3/6</b>	<b>3/6</b>

*\*One (1) Risk Management Analyst (G19) added in FY18*

## Workers Compensation

### Program Description:

The Risk Management Fund is established for the purpose of providing self-insurance funding for vehicle claims and worker's compensation management. This division identifies and measures all exposures to loss, development of risk management policy, negotiates insurance, adjust claims, maintains records, provides statistical analysis of data, and oversees critical loss control activities.

## Risk Management

### Program Description:

This division identifies and measures all exposures to loss, development of risk management policy, negotiates insurance, adjust claims, maintains records, provides statistical analysis of data, and oversees critical loss control activities.

## Contingency

### Program Description:

The Contingency Fund is an amount established in each annual budget to finance unusual items, which cannot be anticipated in the budget preparation. As these items occur during the year, transferring the required funds to the appropriate account reduces the contingency.



This page intentionally left blank.



## INCLUDED IN THIS SECTION:

- Glossary
- Acronyms
- Capital Outlay
- Position Classification by Department
- CCG/UGA Pay Plan Charts

[Return to Table of Contents](#)





This page intentionally left blank.

# **GLOSSARY**

**SEE ALSO: ACRONYMS**

The Annual Operating Budget contains specialized and technical terminology that is unique to public finance and budgeting as well as unique to the Columbus Georgia area. The following glossary has been included in this document to assist the reader in understanding these terms.

**ACCOUNT NUMBER:** A line item code defining an appropriation.

**ACCRUAL ACCOUNTING:** A basis of accounting in which revenues are recognized in the accounting period in which they are earned, and expenses are recognized in the period in which they are incurred.

**ADOPTED BUDGET:** The operating budget plan, which is presented to City Council by the Mayor and approved by City Council.

**APPRAISED VALUE:** The estimate of fair market value assigned to property by an appraiser or tax assessor. For tax assessment purposes, such value is stated as of the last countrywide reappraisal date.

**APPROPRIATION:** Authorization given by Council to make expenditures or incur obligations for approved work programs with specific limitations.

**ASSESSED VALUATION:** A valuation set upon real estate or other property by a government as a basis for levying taxes. Taxable valuation is calculated from an assessed valuation.

**BALANCED BUDGET:** A budget is considered "balanced" when Total Revenues equal Total Expenditures within each fund and for all funds in aggregate. Fund balance (reserves) may be used as a Revenue Source to balance the fund so that Revenues equal Expenditures.

**BASE BUDGET:** The minimum amount of funding necessary to continue the current level of service including inflation and equipment replacement schedules.

**BENCHMARK POSITION:** Positions to be used as points of reference; here, when measuring our employees' pay with pay levels in our labor market.

**BOND:** A long-term obligation or promise to pay. It is a promise to repay a specified amount of money (the face amount of the bond) on a particular date (the maturity date). Bonds are primarily used to finance capital projects.

**BOND DEFEASANCE OR BOND REFINANCING:** The payoff and re-issuance of bonds to obtain better interest rates and/or bond conditions.

**BUDGET:** A plan of financial operation embodying an estimate of proposed expenditures for a given period and the proposed means of financing. The term "budget" is used in two senses in practice. The budget, once adopted, is the legal authorization to expend City funds during the fiscal year. The budget may be amended during the fiscal year by the governing body and/or management in accordance with procedures specified by law and/or administrative rules and regulations.

**BUDGET ADJUSTMENT:** A legal procedure utilized by the budget staff to revise a budget appropriation. The Budget Officer has the authority to adjust expenditures within or between departmental budgets according to budget policy. No increase in the total budget can occur without approval of Council.

**BUDGET CONTROL:** The control or management of a governmental unit or enterprise in accordance and within the limitations of available appropriations and available revenues.

**BUDGET MESSAGE:** A general discussion of the proposed budget as presented in writing to the legislative body.

## **GLOSSARY**

**SEE ALSO: ACRONYMS**

**CCG:** The acronym for Columbus Consolidated Government.

**CAPITAL IMPROVEMENTS:** Building, infrastructure, and other attachments or annexations to land and facilities which are intended to remain so attached or annexed.

**CAPITAL IMPROVEMENTS PROGRAM (CIP):** A plan for capital expenditures to be incurred each year over a fixed period of years to meet capital needs arising from the long-term work program or otherwise. It sets forth each project or other contemplated expenditure in which the government is to have a part and specifies the full resources estimated to be available to finance the projected expenditures.

**CAPITAL OUTLAY:** Capital items are defined as tangible items such as tools, desks, machinery, and vehicles costing more than \$500 each and having a useful life of more than one year.

**COMMUNITY DEVELOPMENT BLOCK GRANT (CDBG):** A federal domestic assistance grant to develop viable urban communities by providing decent housing and a suitable living environment as well as expanding economic opportunities for persons of low and moderate income.

**CODE:** A group of numbers that may identify a fund, department/division, line item or project.

**CONSOLIDATED GOVERNMENT:** A county and city whose governments are combined into a single entity.

**CONSUMER PRICE INDEX (CPI):** An index of items used to measure the change in prices over time.

**CONTINGENCY:** A budgetary reserve set aside for emergencies or expenditures not otherwise budgeted.

**COST ALLOCATION:** Method designed to recover indirect costs from non-general fund activities for the administration of specific General Fund services provided to those activities.

**DEBT SERVICE:** Payment of interest and repayment of principal on city debt.

**DEPARTMENT:** A major administrative organizational unit of the City that indicates overall management responsibility for one or more divisions.

**DEPRECIATION:** (1) Expiration in the service life of fixed assets, other than wasting assets attributable to wear and tear, deterioration, action of the physical elements, inadequacy and obsolescence. (2) The portion of the cost of a fixed asset other than a wasting asset that is charged as an expense during a particular period. In accounting for depreciation, the cost of a fixed asset, less any salvage value, is prorated over the estimated service life of such an asset, and each period is charged with a portion of such cost. Through this process, the entire cost of the asset is ultimately charged off as an expense.

**DIVISION:** A major administrative organizational unit of the City that indicates overall management responsibility for one or more activities.

**D.O.T. –** Department of Transportation.

**ELECTED OFFICIAL:** Person who holds an elected position of leadership for the City and/or County government. In Columbus/Muscogee County, these are the Mayor, Sheriff, Marshal, certain Judicial Officials (District Attorney, Judges, Solicitor), Clerk of Superior Court, Coroner, and Tax Commissioner.

## **GLOSSARY**

**SEE ALSO: ACRONYMS**

**ENTERPRISE FUND** – A fund established to account for operations financed and operated in a manner similar to private business enterprises.

**EXPENDITURES:** Disbursements or outlays of cash which decrease the City’s net financial resources. Expenditures include current operating expenses that require the current or future use of net current assets, debt service and capital outlays.

**EXPENSES:** Decreases in net total assets. Expenses represent the total cost of operations during period regardless of the timing of related expenditures.

**FISCAL YEAR:** A twelve-month period of which the annual operating budget applies and, at the end of which, a government determines its financial position and the results of its operations.

**FIXED ASSETS:** Assets of a long-term character that are intended to continue to be held or used, such as land, buildings, improvements other than buildings, machinery and equipment.

**FRANCHISE FEE:** A fee paid by public service utilities for use of public property in providing their services to the citizens of the community.

**FUND:** A fiscal and accounting entity with a self-balancing set of accounts which record cash and other financial resources, together with all related liabilities and residual equities or balances and changes therein, which are segregated for the purpose of carrying on specific activities or attaining certain objectives in accordance with special regulations, restrictions or limitations.

**FUND BALANCE:** The unused balance of governmental funds and expendable trust funds, which include certain reservations of funds established for control purposes. It is what is “left over” after obligations have been repaid and all expenditures have been completed.

**GENERAL FUND:** The principal fund operating the city that accounts for most of the financial resources of the government. General fund revenues include property taxes, licenses and permits, local taxes, service charges and other types of revenues. This fund includes most of the basic operating services, such as fire and police protection, finance and records, leisure services, public services and general administration.

**GENERALLY ACCEPTED ACCOUNTING PRINCIPLES (GAAP):** Uniform minimum standards of and guidelines for financial accounting and reporting. They govern the form and content of the basic financial statements of an entity. GAAP incorporates the conventions, rules, and procedures necessary to define accepted accounting practices at a particular time. GAAP provides a standard by which to measure financial presentations.

**GENERAL OBLIGATION (G.O.) BOND:** This type of bond is backed by the full faith, credit and taxing power of the government.

**GENERAL SERVICES DISTRICT:** District accounting for the governmental services pertaining to the consolidated City of Columbus, GA. The revenues from this district’s millage rate support the General Fund.

**GFOA:** Government Finance Officers Association.

**GIS:** Geographical Information Systems.

**GRANTS:** Contributions, gifts, cash and/or other assets from other government agencies (usually from

## **GLOSSARY**

**SEE ALSO: ACRONYMS**

state or federal) and are normally restricted to expenditure or use for a specified purpose, activity, or facility.

**HAZMAT:** An abbreviation for Hazardous Materials.

**IMPROVEMENT:** Any amount of service or request above the current level of service.

**INFRASTRUCTURE:** The physical foundation of a community and capital assets of a permanent nature. For example, land, streets, roads, highways, bridges, buildings, water pipes & sewer lines.

**INTERFUND CHARGES:** Charges for services rendered by a non-internal service activity to a user in a different fund.

**INTERFUND REIMBURSEMENTS:** Receipt of funds as reimbursement for charges for services rendered by a non-internal service activity to a user in a different fund.

**INTERFUND TRANSFERS:** See "Transfers In/Out".

**INTERGOVERNMENTAL REVENUE:** Revenue collected by one government and distributed to another level of government(s).

**INTERMENT:** Placing of a corpse in a grave.

**LEGALLY ADOPTED BUDGET:** The Adopted Budget or operating plan that is approved by City Council. Typically, the "Adopted Budget" refers to the total of all city operating funds, including all revenues, expenditures, and transfers between and among funds.

**LIABILITIES:** Debts or other legal obligations arising out of transactions in the past that must be liquidated, renewed, or refunded at some future date.

**LINE ITEM:** A method in which a unit of appropriate is expressed or defined.

**LONG TERM DEBT:** Debt with a maturity of more than one year after the date of issuance.

**LOCAL OPTION SALES TAX (LOST):** State legislation allows local governments to levy an additional sales tax within its jurisdiction. The City of Columbus currently collects proceeds based on a 1% approved local option. Use of these funds is unrestricted.

**MCP:** The acronym for Muscogee County Prison.

**MILLAGE RATE:** The ad valorem property tax rate expressed in terms of the levy per thousand dollars of taxable assessed value.

**MODIFIED ACCRUAL BASIS:** The accrual basis of accounting adapted to the governmental fund type Spending Measurement Focus. Under it, revenues are recognized when they become both "measurable" and "available" to finance expenditures of the current period. Expenditures are recognized when the related fund liability is incurred except for: (1) inventories of materials and supplies which may be considered expenditures either when purchased or when used; (2) prepaid insurance and similar items which need not be reported; (3) accumulated unpaid vacation, sick pay and other employee benefit amounts which need not be recognized in the current period, but for which larger than normal accumulations must be disclosed in the notes to the financial statements; (4) interest on special assessment indebtedness which may be recorded when due rather than accrued, if approximately offset by interest earnings on special assessment levies; and (5) principal and interest on long-term debts

## **GLOSSARY**

**SEE ALSO: ACRONYMS**

which are generally recognized when due. All governmental funds and Trust Funds are accounted for using this method.

**NET BUDGET:** The legally adopted budget less all interfund transactions. Interfund transactions representing transfers and interfund reimbursements are subtracted from the legally adopted budget amount to prevent being double counted from the perspective of the entire budget.

**NONDEPARTMENTAL:** Functions and accounts that are not directly related to a department's primary service activities, or which are separate from departmental operations for control purposes.

**ORDINANCE:** A formal legislative enactment by the City Council and has the full force and effect of law within the boundaries of the City.

**OPERATING BUDGET –** Planned expenditures and revenues for the continued regular operations and maintenance of basic governmental functions and services. Includes personnel, supplies, services and capital items. All funds lapse at the fiscal year end. The operating budget for CCG includes the following funds: General, Sewer, Paving, Integrated Waste Management, Emergency Telephone, Medical Center, Debt Service, Economic Development, METRA, Parking Management, Trade Center, Bull Creek Golf Courses, Oxbow Creek Golf Course, and Civic Center.

**OPERATING EXPENDITURES:** The cost for personnel, materials and equipment required for the City to provide services to its citizens or for a department to fulfill its mission.

**ORDINANCE –** A formal legislative enactment by the governing body of a municipality. Enactment of an ordinance by the CCG requires two weeks for final approval.

**OTHER LOCAL OPTION SALES TAX:** (also referred to as "Other LOST") The Local Option Sales Tax which followed the original LOST. As with the original LOST, use of these funds is unrestricted, however, City Council has made an administrative decision to utilize 70% of Other LOST proceeds for Public Safety and the remaining 30% for Infrastructure investment and refurbishment.

**PERFORMANCE MEASURES:** Specific quantitative measures of work performed within an activity or program. They may also measure results obtained through an activity or program.

**PERSONAL SERVICES:** Expenditures for salaries, wages and fringe benefits for personnel.

**PRO FORMA (PROJECTIONS):** Estimated future budgets that are based on actual historical activity and budget information.

**PROGRAM:** The collection of services being performed to achieve a desired goal.

**PROJECTED:** Estimation of revenues and expenditures based on past trends, current and expected economic conditions, and future financial forecasts.

**PROPERTY TAX:** A tax levied on the assessed value of real, public utility and personal property. Generally, assessed value is 40% of fair market value.

**PUBLIC HEARING:** The portions of open meetings held to present evidence and provide information on both sides of an issue.

**REALLOCATION –** Project budgets in excess of project expenditures may be transferred to finance or assist in financing other projects.

## **GLOSSARY**

**SEE ALSO: ACRONYMS**

**RESERVE:** An account used to indicate that a portion of a fund balance is restricted for a specific purpose.

**RESOLUTION** – A special order of a legislative body requiring less legal formality than an ordinance. Approval of a resolution by the CCG requires one week for approval.

**REVENUE:** Money or income received by the Consolidated Government from external sources such as taxes collected or an amount received for performing a service.

**REVENUE BOND:** only the revenues received from a specific enterprise or project, such as a hospital or toll road, back a revenue bond.

**REVISED BUDGET:** The revised budget is the budget that has been modified from the Adopted Budget and which includes carryover funds from the previous year and approved changes from the mid-year adjustments.

**RISK MANAGEMENT:** The coordinated and continuous effort to minimize the potential financial and human resource losses arising from workers compensation, liability and property exposures.

**SELF-INSURANCE:** The formal assumption or partial assumption of risks and the accounting of results. Specific accounts or funds are set aside to fund the risks, and losses that do occur are charged against those accounts or funds.

**STATUTE:** A written law enacted by a duly organized and constituted legislative body.

**STRUCTURALLY BALANCED BUDGET:** The budget considered “structurally balanced” when Total Revenues equal Total Expenditures *and* the source of Revenues is equivalent to the use of Expenditures in nature, length of maturity, and content without reliance on use of reserves or fund balance to balance the budget.

**SUPPLEMENTAL:** Any amount of service or request about the current level of service.

**TAXABLE VALUE:** This is calculated as 40% of the assessed value.

**TAX RATE:** The amount of tax stated in terms of a unit of the tax base; for example, five mills equal five dollars per thousand of taxable value.

**PERSONAL SERVICES:** Expenditures for salaries, wages and fringe benefits for personnel.

**PROGRAM:** The collection of services being performed to achieve a desired goal.

**PUBLIC HEARING:** The portions of open meetings held to present evidence and provide information on both sides of an issue.

**SELF-INSURANCE:** The formal assumption or partial assumption of risks and the accounting of results. Specific accounts or funds are set aside to fund the risks. Any losses that do occur are charged against those accounts are funds.

**SPECIAL PURPOSE LOCAL OPTION SALES TAX (SPLOST):** A voter approved 1% Sales Tax used for specified Capital Improvement Projects.

**TAXES:** Compulsory charges levied by a government for financing services performed for the common benefit. This term does not include specific charges made against particular persons or property for current or permanent benefits such as special assessments. Neither does the term include charges for

## **GLOSSARY**

**SEE ALSO: ACRONYMS**

services rendered only to those paying such charges as, for example, sewer service charges.

**TRANSFERS IN/OUT:** Amounts transferred from one fund to another to assist in financing the services of the recipient fund. Transfers do not constitute revenues or expenditures of the governmental unit but only of the individual funds. Thus, they are budgeted and accounted for separately from other revenues and expenditures.

**TRANSPORTATION SPECIAL PURPOSE LOCAL OPTION SALES TAX (“TSPLST”):** A regionally voter approved and adopted SPLOST, proceeds from which are used for specified transportation related projects. Columbus is in the River Valley region for purposes of TSPLST.

**USEFUL LIFE:** Period or time-span an item is expected to continue providing financial service.



## **ACRONYMS**

Acronyms of Budget specialized and technical terminology that is unique to public finance and budgeting as well as unique to the Columbus Georgia area. The following acronyms have been compiled to assist the reader in understanding these terms.

**CAFR:** Comprehensive Annual Financial Report

**CBA:** Columbus Building Authority

**CCG:** Columbus Consolidated Government.

**CDBG:** Community Development Block Grant.

**CIP:** Capital Improvement Program.

**CPI:** Consumer Price Index.

**DFACS:** Department of Family and Children Services.

**D.O.T. –** Department of Transportation.

**EMS:** Emergency Medical Service.

**GASB:** Governmental Accounting Standards Board.

**G. O. Bond:** General Obligation Bond.

**GFOA:** Government Finance Officers Association.

**GIS:** Geographical Information Systems.

**HAZMAT:** Hazardous Materials.

**LOST:** Local Option Sales Tax.

**MCP:** Muscogee County Prison.

**OLOST:** Other Local Option Sales Tax.

**SPLOST:** Special Purpose Local Option Sales Tax.

**TSPLOST:** Transportation Special Purpose Local Option Sales Tax.

**WIA:** Workforce Investment Act.

FY19 ADOPTED CAPITAL OUTLAY

DESCRIPTION	Unit Price	Qty REC	FY19 ADOPTED
<b>GENERAL FUND</b>			
<b>250-2100 Traffic Engineering</b>			
Ford F-550 Flat Bed with Equipment Modifications (Replacement)	\$ 119,965	1	\$ 119,965
	<b>Subtotal</b>		<b>\$ 119,965</b>
<b>260-2400 Special Enforcement</b>			
Animal Control Truck w/ Equipment	\$ 69,506	1	\$ 69,506
	<b>Subtotal</b>		<b>\$ 69,506</b>
<b>260-2600 Cemeteries</b>			
Full Size F250 Crew Cab Truck (Replacement)	\$ 33,077	2	\$ 66,154
Zero Turn John Deere Mower (Replacement)	\$ 7,000	2	\$ 14,000
	<b>Subtotal</b>		<b>\$ 80,154</b>
<b>270-2100 Parks Services</b>			
Zero Turn Mower (Replacement)	\$ 9,000	5	\$ 45,000
	<b>Subtotal</b>		<b>\$ 45,000</b>
<b>GENERAL FUND</b>	<b>TOTAL</b>		<b>\$ 314,625</b>
<b>OTHER LOCAL OPTION SALES TAX FUND</b>			
<b>400-9900 Police</b>			
Dash Cameras	\$ 3,400	40	\$ 136,000
30 Pursuit Vehicles w/ Technology Packages (Capital Lease Program)			\$ 262,314
	<b>Subtotal</b>		<b>\$ 398,314</b>
<b>410-9900 Fire</b>			
Personal Protective Equipment	\$ 2,400	92	\$ 220,800
3 Year Service & Maintenance Agreement for Burn Building	\$ 25,281	1	\$ 25,281
Staff Module for Emergency Reporting	\$ 25,000	1	\$ 25,000
	<b>Subtotal</b>		<b>\$ 271,081</b>
<b>420-9900 MCP</b>			
15 Passenger Inmate Van (Replacement)	\$ 31,726	1	\$ 31,726
	<b>Subtotal</b>		<b>\$ 31,726</b>
<b>530-9900 Marshal</b>			
License Plate Reader Renewal	\$ 2,200	1	\$ 2,200
Body Armor (Replacement)	\$ 790	2	\$ 1,580
	<b>Subtotal</b>		<b>\$ 3,780</b>
<b>550-9900 Sheriff</b>			
Inmate Video Visitation System Upgrade - \$80,000 (Year 2 of 4)	\$ 80,000	1	\$ 80,000
	<b>Subtotal</b>		<b>\$ 80,000</b>
<b>590-9900 Non-Departmental</b>			
Jail Generator Upgrade (Replacement)	\$ 879,387	1	\$ 879,387
	<b>Subtotal</b>		<b>\$ 879,387</b>
<b>OTHER LOCAL OPTION SALES TAX FUND</b>	<b>TOTAL</b>		<b>\$ 1,664,288</b>

FY19 ADOPTED CAPITAL OUTLAY

DESCRIPTION	Unit Price	Qty REC	FY19 ADOPTED
<b>STORMWATER FUND</b>			
<b>250-2300 Drainage</b>			
Lifting Magnet and Manhole Cover Dolly	\$ 843	2	\$ 1,686
	<b>Subtotal</b>		<b>\$ 1,686</b>
<b>260-3210 Stormwater Maintenance</b>			
Crew Cab Flat Bed Dump Truck (Replacement)	\$ 42,919	3	\$ 128,757
F150 Crew Cab 4 X 4 Pickup Truck (Replacement)	\$ 32,788	1	\$ 32,788
Large Aluminum Trench Box (Replacement)	\$ 14,000	1	\$ 14,000
Eductor Truck (Replacement)	\$ 422,589	1	\$ 422,589
7 YD Dump Truck (Replacement)	\$ 96,226	1	\$ 96,226
	<b>Subtotal</b>		<b>\$ 694,360</b>
<b>STORMWATER FUND</b>	<b>TOTAL</b>		<b>\$ 696,046</b>
<b>PAVING FUND</b>			
<b>250-2200 Highways &amp; Roads</b>			
Mid Size SUV 4 X 4 Explorer (Replacement)	\$ 32,500	2	\$ 65,000
iPad Air 2 128 GB Tablet	\$ 460	6	\$ 2,760
	<b>Subtotal</b>		<b>\$ 67,760</b>
<b>260-3110 Streets</b>			
Tandem Axle Fuel/Lube Truck (Replacement)	\$ 280,000	1	\$ 280,000
3 Ton Vibratory Asphalt Roller with 47" Drum (Replacement)	\$ 44,000	1	\$ 44,000
Excavator (Replacement)	\$ 295,000	1	\$ 295,000
	<b>Subtotal</b>		<b>\$ 619,000</b>
<b>260-3120 Urban Forestry &amp; Beautification</b>			
2 Street Sweepers (Capital Lease Program)			\$ 100,443
Mid Size SUV 4 X 4 Explorer (Replacement)	\$ 32,500	1	\$ 32,500
F250 Crew Cab 4 X 4 Pickup Truck (Replacement)	\$ 33,077	2	\$ 66,154
Farm Tractors (Replacement)	\$ 19,500	7	\$ 136,500
Sand Spreader	\$ 5,000	1	\$ 5,000
	<b>Subtotal</b>		<b>\$ 340,597</b>
<b>260-3130 Community Services</b>			
F150 Crew Cab 2WD Pickup Truck (Replacement)	\$ 27,873	1	\$ 27,873
Single Axle Utility Trailer (Replacement)	\$ 6,000	1	\$ 6,000
Zero Turn Mower with Bagger (Replacement)	\$ 15,000	1	\$ 15,000
	<b>Subtotal</b>		<b>\$ 48,873</b>
<b>PAVING FUND</b>	<b>TOTAL</b>		<b>\$ 1,076,230</b>

FY19 ADOPTED CAPITAL OUTLAY

DESCRIPTION	Unit Price	Qty REC	FY19 ADOPTED
<b>INTEGRATED WASTE FUND</b>			
<b>260-3510 Solid Waste Collection</b>			
4 Refuse Collection Trucks (Capital Lease Program)			\$ 228,824
2 Grab All Trucks (Capital Lease Program)			\$ 57,206
	<b>Subtotal</b>		<b>\$ 286,030</b>
<b>260-3560 Pine Grove Landfill</b>			
Hay Blower (Replacement)	\$ 30,000	1	\$ 30,000
	<b>Subtotal</b>		<b>\$ 30,000</b>
<b>270-3150 Refuse Collection</b>			
1 Refuse Collection Truck (Capital Lease Program)			\$ 57,206
	<b>Subtotal</b>		<b>\$ 57,206</b>
<b>INTEGRATED WASTE FUND</b>	<b>TOTAL</b>		<b>\$ 373,236</b>
<b>CDBG FUND</b>			
<b>245-1000 CDBG Administration</b>			
Furniture for Conference Room	\$ 11,500	1	\$ 11,500
	<b>Subtotal</b>		<b>\$ 11,500</b>
<b>CDBG FUND</b>	<b>TOTAL</b>		<b>\$ 11,500</b>
<b>TRANSPORTATION FUND</b>			
<b>0751-2400 METRA Operations</b>			
Rebuilt Engines (Replacement)	\$ 10,000	5	\$ 50,000
Rebuilt Transmissions (Replacement)	\$ 8,333	6	\$ 50,000
35 Foot Clean Diesel Bus	\$ 417,119	2	\$ 834,238
DAR Diesel Bus (Replacement)	\$ 150,000	1	\$ 150,000
Parking Garage Gates (Replacement)	\$ 150,000	1	\$ 150,000
Heavy Duty in Ground Lifts	\$ 60,000	4	\$ 240,000
Bus Camera System	\$ 24,000	1	\$ 24,000
Automatic Announcement System	\$ 48,396	1	\$ 48,396
	<b>Subtotal</b>		<b>\$ 1,546,634</b>
<b>TRANSPORTATION FUND</b>	<b>TOTAL</b>		<b>\$ 1,546,634</b>

## FY19 ADOPTED CAPITAL OUTLAY

DESCRIPTION	Unit Price	Qty REC	FY19 ADOPTED
<b>TRADE CENTER FUND</b>			
<b>620-2200 Trade Center Operations</b>			
Drape Bin	\$ 160	5	\$ 800
Listening Device Receiver and Packs (Replacement)	\$ 800	4	\$ 3,200
Coat Rack	\$ 575	4	\$ 2,300
Large Vacuum (Replacement)	\$ 2,000	2	\$ 4,000
Small Vacuum (Replacement)	\$ 275	2	\$ 550
NEC Projector	\$ 400	11	\$ 4,400
Lectern	\$ 865	11	\$ 9,515
Mixer	\$ 240	11	\$ 2,640
6' Platform Truck	\$ 305	3	\$ 915
36" Cocktail Table	\$ 260	10	\$ 2,600
Cocktail Dolly	\$ 300	2	\$ 600
30" X 96" Table	\$ 230	10	\$ 2,300
30" X 72" Table	\$ 210	10	\$ 2,100
72" Round Table	\$ 325	10	\$ 3,250
60" Round Table	\$ 275	20	\$ 5,500
48" Round Table	\$ 200	5	\$ 1,000
42" Round Table	\$ 185	5	\$ 925
	<b>Subtotal</b>		<b>\$ 46,595</b>
<b>620-2300 Trade Center Maintenance</b>			
Boiler (Replacement)	\$ 100,000	1	\$ 100,000
Four Chill Water and Circulating Pump (Replacement)	\$ 75,000	1	\$ 75,000
Fountain Water System Conversion (Replacement)	\$ 30,000	1	\$ 30,000
Security Camera System	\$ 15,000	1	\$ 15,000
Automatic Gate Opener (Replacement)	\$ 10,000	1	\$ 10,000
	<b>Subtotal</b>		<b>\$ 230,000</b>
<b>TRADE CENTER FUND</b>	<b>TOTAL</b>		<b>\$ 276,595</b>

FY19 ADOPTED CAPITAL OUTLAY

DESCRIPTION	Unit Price	Qty REC	FY19 ADOPTED
<b>CIVIC CENTER FUND</b>			
<b>160-1000 Civic Center Operations</b>			
Ice Machine (Replacement)	\$ 4,215	1	\$ 4,215
Ice Machine (Replacement)	\$ 4,825	1	\$ 4,825
Walk in Cooler (Replacement)	\$ 5,482	2	\$ 10,964
Walk in Cooler (Replacement)	\$ 5,778	2	\$ 11,556
Walk in Cooler (Replacement)	\$ 5,718	1	\$ 5,718
Ford Fusion (Replacement)	\$ 18,548	1	\$ 18,548
Chairs (Replacement)	\$ 72	500	\$ 36,000
Chair Rack (Replacement)	\$ 787	14	\$ 11,011
8' Table (Replacement)	\$ 231	10	\$ 2,306
6' Table (Replacement)	\$ 209	10	\$ 2,091
72" Round Table (Replacement)	\$ 354	10	\$ 3,540
Box Office Intercoms (Replacement)	\$ 682	6	\$ 4,091
Staging - Panel (Replacement)	\$ 599	10	\$ 5,990
Staging - Stairs (Replacement)	\$ 1,696	1	\$ 1,696
Staging - Rails (Replacement)	\$ 231	10	\$ 2,310
Staging - Jacks (Replacement)	\$ 971	4	\$ 3,884
Curtain Motors (Replacement)	\$ 3,602	4	\$ 14,408
Zero Turn Mower	\$ 7,211	1	\$ 7,211
Conex Containers	\$ 3,690	3	\$ 11,070
John Deere TX	\$ 8,682	1	\$ 8,682
F150 Crew Cab Truck (new)	\$ 27,873	1	\$ 27,873
	<b>Subtotal</b>		<b>\$ 197,989</b>
<b>160-2700 Civic Center Ice Ring Operations</b>			
Figure Skates	\$ 66	78	\$ 5,154
	<b>Subtotal</b>		<b>\$ 5,154</b>
<b>CIVIC CENTER FUND</b>	<b>TOTAL</b>		<b>\$ 203,143</b>
<b>BULL CREEK GOLF COURSE FUND</b>			
<b>630-2100 Bull Creek Maintenance</b>			
Top Dresser (Replacement)	\$ 15,000	1	\$ 15,000
Truckster (Replacement)	\$ 12,000	1	\$ 12,000
Bunker Rake (Replacement)	\$ 10,000	1	\$ 10,000
Verticut Reels (Replacement)	\$ 4,000	1	\$ 4,000
Fairway Blower (Replacement)	\$ 5,000	1	\$ 5,000
Utility Vehicle Beverage Cart (Replacement)	\$ 5,000	1	\$ 5,000
Utility Vehicle Driving Range (Replacement)	\$ 4,000	1	\$ 4,000
	<b>Subtotal</b>		<b>\$ 55,000</b>
<b>BULL CREEK GOLF COURSE FUND</b>	<b>TOTAL</b>		<b>\$ 55,000</b>
<b>ALL CAPITAL OUTLAY</b>	<b>TOTAL</b>		<b>\$ 6,217,297</b>

**Columbus Consolidated Government  
Classification Position List by Department  
Updated 10/22/2018**

<b>DEPT.</b>	<b>POSITION</b>	<b>GRADE</b>
<b>ADULT DRUG COURT</b>		
AD1	Case Manager	16
<b>CHILD SUPPORT ENFORCEMENT</b>		
CSE1	Child Support Enforcement Manager	14
CSE2	Accounting Clerk	10
<b>CITY ATTORNEY</b>		
CA1	City Attorney	28
CA2	Assistant City Attorney	26
CA3	Legal Assistant	14
CA4	Paralegal	15
<b>CITY MANGER</b>		
CMO1	City Manager	29
CMO2	Deputy City Manager	28
CMO3	Deputy City Manager – Operations	28
CMO4	Assistant to the City Manager	22
CMO5	Executive Assistant	14
CMO6	Administrative Assistant	12
CMO8	TV Station Manager	19
CMO10	Records Specialist	14
CMO11	Citizen Service Center Coordinator	14
CMO12	Citizen Service Center Technician	10
CMO13	Administrative Assistant – Citizen Service Center	12
CMO14	Mailroom Supervisor	12
CMO15	Mail Clerk	7
CMO16	Communication & Multimedia Specialist	14
CMO17	Print Shop Supervisor	17
CMO18	Graphic Designer	12
CMO19	Print Shop Technician	11
CMO20	Duplicating Service Technician	9
<b>CIVIC CENTER</b>		
CIV1	Civic Center Director	25
CIV2	Operations Manager	20
CIV3	Civic Center Finance Manager	17
CIV4	Marketing Manager	20
CIV5	Ticketing Operations Manager	17
CIV6	Maintenance Supervisor – Civic Center	15

DEPT.	POSITION	GRADE
CIV7	Events Coordinator	15
CIV8	Carpenter I – Civic Center	13 <sup>2</sup>
CIV9	Office Manager	14
CIV10	Administrative Secretary	10
CIV11	Arena Technician I	9 <sup>1</sup>
CIV12	Box Office Coordinator	12
CIV13	Box Office Representative	9
CIV14	Administrative Clerk I	9
CIV15	Building Service Worker	6
CIV16	Facilities Maintenance Worker I	11 <sup>2</sup>
CIV17	Food and Beverage Coordinator	15
CIV18	Event Services Manager	17

<sup>1</sup> May be designated “II” or “Senior” and placed at grade 10.

<sup>2</sup> May be designated “II” and placed at grade 14.

### **CLERK OF COUNCIL**

CC1	Clerk of Council	23
CC2	Deputy Clerk of Council	16
CC3	Administrative Secretary	10

### **COLUMBUS TRADE CENTER**

CTC1	Executive Director	UNC
CTC2	Assistant Trade Center Director	21
CTC3	Trade Center Finance Manager	17
CTC4	Events Operations Supervisor	15
CTC6	Conference Facilitator	15 <sup>3</sup>
CTC7	Office Manager	14
CTC8	Administrative Assistant – Citizen Service Center	12
CTC9	Facilities Maintenance Worker I	11 <sup>1</sup>
CTC10	Events Attendant Crew Leader	12
CTC11	Administrative Clerk I	9
CTC12	Events Attendant I	8 <sup>2</sup>
CTC13	Facilities Engineer	23
CTC14	Administrative Secretary	10

<sup>1</sup> May be designated “II” and placed at grade 12.

<sup>2</sup> May be designated “II” and placed at grade 9.

<sup>3</sup> May be designated “II” and placed at grade 16.

### **COMMUNITY REINVESTMENT**

CR1	Community Reinvestment Director	24
CR2	Assistant Community Reinvestment Director	21
CR3	Program Manager	19
CR4	Finance Manager – Community Reinvestment	17
CR5	Construction Services Specialist	15
CR6	Administrative Clerk	10
CR7	Administrative Technician	12



DEPT.	POSITION	GRADE
CR8	Community Reinvestment Clerk	9
CR9	Community Reinvestment Coordinator	14
CR10	Community Reinvestment Planner	17 <sup>1</sup>
CR11	Real Estate Specialist	17

<sup>1</sup> May be designated "Senior" and placed at grade 18; "Principal" and placed at grade 20.

### **CORONER**

COR1	Deputy Coroner	16
COR2	Administrative Assistant	12
COR3	Chief Deputy Coroner	18

### **DISTRICT ATTORNEY**

DA1	Assistant District Attorney	21 <sup>1</sup>
DA2	Investigator Supervisor – District Attorney	19
DA3	Investigator – District Attorney	16 <sup>2</sup>
DA4	Victim Advocate	14
DA5	Administrative Assistant	12
DA6	Legal Administrative Clerk	11
DA7	Victim Witness Program Administrator	18
DA8	Paralegal	15

<sup>1</sup> May be designated "II" and placed at grade 22; "III" and placed at grade 23.

<sup>2</sup> May be designated "Senior" and placed at grade 17.

### **ELECTIONS & REGISTRATION**

ER1	Elections and Registration Director	24
ER3	Assistant Director of Elections & Registration	21
ER4	Elections Technician	11 <sup>1</sup>
ER5	Elections Specialist	12

<sup>1</sup> May be designated "II" or "Senior" and placed at grade 12, can be part time.

### **ENGINEERING**

ENG1	Engineering Director	25 <sup>1</sup>
ENG2	Office Manager	14
ENG3	Administrative Secretary	10
ENG4	Stormwater Management Engineer	22 <sup>2</sup>
ENG6	Assistant Engineer Director	24
ENG7	Traffic Engineer	22 <sup>2</sup>
ENG8	Traffic Operations Supervisor	19
ENG9	Traffic Signal Supervisor	17
ENG10	Senior Traffic Signal Technician	14
ENG11	Traffic Signal Technician	12 <sup>3</sup>
ENG12	Traffic Signal Construction Specialist	12
ENG13	Traffic Sign and Marking Supervisor	16
ENG14	Traffic Control Technician	10
ENG18	Senior Traffic Engineering Technician	16
ENG19	Traffic Engineering Technician	14

DEPT.	POSITION	GRADE
ENG20	Traffic Analyst	14
ENG21	Administrative Technician	12
ENG22	Administrative Clerk I	9
ENG23	Engineering Inspection Coordinator	17
ENG24	Engineering Inspector	16 <sup>4</sup>
ENG25	Survey Supervisor	17
ENG26	Survey Crew Leader	14
ENG27	Survey Technician	12
ENG28	Survey Crew Worker	9
ENG29	Engineering Technician	14 <sup>5</sup>
ENG30	Stormwater Data Technician I	12
ENG31	Stormwater Data Technician II	14
ENG32	Stormwater Data Inspector	16
ENG33	Project Engineer	22 <sup>2</sup>

<sup>1</sup> Place at grade 26 if Professional Engineer in the State of Georgia.

<sup>2</sup> Place at grade 23 if Professional Engineer in the State of Georgia.

<sup>3</sup> May be designated "II" and placed at grade 13.

<sup>4</sup> May be designated "Senior" and placed at grade 17.

<sup>5</sup> May be designated "Senior" and placed at grade 16.

## FINANCE

FIN1	Finance Director	26
FIN2	Assistant Finance Director	24
FIN3	Budget and Management Analyst	17 <sup>1</sup>
FIN4	Accounting Manager	23
FIN5	Senior Accountant	19
FIN6	Grant Compliance Accountant	19
FIN7	Payroll Supervisor	18
FIN8	Payroll Coordinator	14
FIN9	Senior Accounts Payable Technician	13
FIN10	Accounts Payable Technician	12
FIN11	Purchasing Manager	23
FIN12	Buyer Specialist	17
FIN13	Buyer	14 <sup>2</sup>
FIN14	Purchasing Technician	12
FIN15	Purchasing Clerk	9
FIN16	Revenue Manager	23
FIN17	Investment Officer	20
FIN18	Tax Supervisor	18
FIN19	Collections Supervisor	16
FIN20	Revenue Auditor	17
FIN21	Collections Technician	12
FIN22	Accounting Technician	12
FIN23	Administrative Assistant	12

DEPT.	POSITION	GRADE
FIN24	Customer Service Representative	9 <sup>3</sup>
FIN25	Financial Analyst	17 <sup>1</sup>
FIN26	Administrative Coordinator	14

<sup>1</sup> May be designated "Senior" and placed at grade 19.

<sup>2</sup> May be designated "Senior" with CPPB Certification and placed at grade 16.

<sup>3</sup> May be designated "Senior" and placed at grade 10.

## **FIRE & EMS**

FD1	Fire Chief/EMA Director	27
FD2	Assistant Fire Chief	24
FD3	Deputy Fire Chief	23
FD4	Deputy Fire Chief – Homeland Security	23
FD5	Emergency Management Deputy Director	23
FD6	Division Chief – Health, Safety, and Information Systems	22
FD7	Training Chief	22
FD8	Battalion Chief	22
FD9	Fire Marshal	22
FD10	Captain – EMS Coordinator	20 <sup>1</sup>
FD11	Captain – Rescue	20 <sup>1</sup>
FD12	Captain – Logistics/EMS/EMT	20 <sup>1</sup>
FD13	Captain – Training	20 <sup>1</sup>
FD14	Fire Captain	20 <sup>1</sup>
FD15	Captain – Logistics	20 <sup>1</sup>
FD16	Lieutenant – EMS/EMT	18 <sup>1</sup>
FD17	Lieutenant – Training	18 <sup>1</sup>
FD18	Fire Lieutenant	18 <sup>1</sup>
FD19	Assistant Fire Marshal	20 <sup>1</sup>
FD20	Lieutenant – Fire Inspector	18 <sup>1</sup>
FD21	Lieutenant – Investigator	18 <sup>1</sup>
FD22	Lieutenant – Logistics	18 <sup>1</sup>
FD23	Fire Sergeant – EMT/Medic	16 <sup>1</sup>
FD24	Sergeant – Investigations	16 <sup>1</sup>
FD25	Firefighter – Medic	15 <sup>1</sup>
FD26	Firefighter – EMT	14 <sup>1</sup>
FD27	Firefighter	12
FD28	Firefighter – Logistics	12
FD29	Support Technician – Logistics	12
FD30	Administrative Coordinator	14
FD31	Fire Payroll Technician	12
FD32	Administrative Secretary	10
FD33	Administrative Clerk I	9
FD34	EMA Planner	17

<sup>1</sup> May add supplemental pay for current EMT and/or Paramedic certification when certified.

DEPT.	POSITION	GRADE
<b>HUMAN RESOURCES</b>		
HR1	Human Resources Director	26
HR2	Assistant Human Resources Director	24
HR3	Human Resources Analyst	19 <sup>1</sup>
HR4	Human Resources Specialist	16
HR5	Human Resources Technician II	14
HR6	Human Resources Technician I	12
HR7	Administrative Secretary	10
HR8	Training Coordinator	18
HR9	Administrative Services Coordinator	14
HR10	Risk Manager	23 <sup>2</sup>
HR11	Risk Management Analyst	19
HR14	Administrative Assistant	12

<sup>1</sup> May be designated "Senior" and placed at grade 20.

<sup>2</sup> May be designated "Senior" and placed at grade 24.

### **INFORMATION TECHNOLOGY**

IT1	Information Technology Director	26
IT2	Technical Operations Manager	23
IT3	Application Development and Support Manager	23
IT4	Network Operations Manager	22
IT5	Web Development Manager	22
IT6	Program and Development Administrator	21
IT7	Systems and Enterprise Application Administrator	21
IT8	Application Support Analyst	19
IT9	Application Developer	19
IT11	Telecommunications Supervisor	19
IT13	Lead Host Computer Operator	13
IT14	Host Computer Operator	12
IT15	Data Control Technician	12
IT16	Personal Computer Services Supervisor	17
IT18	Personal Computer Technician	12
IT19	Network Engineer	21
IT20	GIS Coordinator	21
IT21	GIS Analyst	17
IT22	GIS Technician	14

### **INSPECTIONS & CODES**

IC1	Building Inspection and Codes Director	25
IC2	Office Manager	14
IC3	Assistant Building Inspection and Codes Director	23
IC4	Plans Examiner	19
IC5	Building Inspection Coordinator	18
IC6	Building Inspector	16 <sup>1</sup>
IC7	Electrical Inspection Coordinator	18
IC8	Electrical Inspector	16 <sup>1</sup>

DEPT.	POSITION	GRADE
IC9	Property Maintenance Coordinator	18
IC10	Property Maintenance Inspector	16 <sup>1</sup>
IC11	Sign and Codes Inspector	15 <sup>2</sup>
IC12	Mechanical Inspection Coordinator	18
IC13	Mechanical Inspector	16 <sup>1</sup>
IC14	Inspection Services Coordinator	14
IC15	Permit Technician	10
IC17	Communication Officer	10
IC18	GIS Technician	14
IC19	Special Enforcement Coordinator	17
IC20	Special Enforcement Officer	13

<sup>1</sup> May be designated "II" and placed at grade 17; "III" and advanced 5% within range.

<sup>2</sup> May be designated "II" and placed at grade 16; "III" and advanced 5% within range.

### **JURY MANAGER**

JM1	Jury Manager	16
JM2	Deputy Clerk II – Jury Management	12
JM3	Administrative Clerk I	9

### **JUVENILE COURT/JUVENILE DRUG COURT**

JC1	Drug Court Coordinator	18
JC2	Case Manager	16
JC3	Juvenile Court Coordinator	16
JC4	Senior Deputy Clerk – Juvenile	14
JC5	Custody Investigator	13
JC6	Deputy Clerk II – Juvenile/Court Clerk	12
JC7	Deputy Clerk I – Juvenile	10
JC8	Administrative Secretary	10
JC9	Support Clerk	7
JC10	Custody Investigator Coordinator	16
JC11	Juvenile Court Director	20

### **MAGISTRATE & MUNICIPAL COURT**

MMC1	Court Coordinator/Associate Magistrate	18
MMC2	Senior Deputy Clerk – Magistrate/Municipal Court	14
MMC3	Deputy Clerk II – Magistrate/Municipal Court	12

### **MARSHAL**

MAR1	Chief Deputy Marshal	23
MAR2	Lieutenant	20
MAR3	Sergeant	18
MAR4	Deputy Marshal	14
MAR5	Administrative Assistant	12
MAR7	Captain	22
MAR8	Communication Technician III	10
MAR9	Corporal	16

DEPT.	POSITION	GRADE
<b>MAYOR</b>		
MO1	Public Information Officer/Calendar Clerk	16
MO2	Administrative Secretary	10
MO3	Coordinator of Policy and Research	16
MO4	Internal Auditor/Compliance Officer	25
MO5	Director, Office of Crime Prevention	22
MO6	Forensic Auditor	21
MO8	Executive Assistant to the Mayor	00
MO9	Executive Assistant	14
<b>MUNICIPAL COURT CLERK</b>		
MC1	Court Coordinator – Municipal Court	18
MC2	Senior Deputy Clerk – Municipal Court	14
MC3	Deputy Clerk II – Municipal Court	12
MC4	Administrative Assistant	12
<b>MUSCOGEE COUNTY PRISON</b>		
CD1	Warden	25
CD2	Deputy Warden – Administration	23
CD3	Deputy Warden – Security	23
CD4	Lieutenant – Corrections	20
CD5	Sergeant – Corrections	18
CD6	Counselor – Corrections	16 <sup>1</sup>
CD7	Technician – Corrections	14
CD8	Correctional Officer	12 <sup>2</sup>
CD9	Administrative Coordinator	14
CD11	Accounting Clerk	10
CD12	Administrative Clerk I	9
<sup>1</sup> May be designated “Senior” and placed at grade 17.		
<sup>2</sup> May be designated “Senior” and placed at grade 13.		
<b>POLICE</b>		
PD1	Chief of Police	27
PD2	Deputy Chief of Police	24
PD3	Police Major	23
PD4	Police Captain	22
PD5	Police Lieutenant	20
PD6	Command Sergeant	19
PD7	Police Sergeant	18
PD8	Records Manager	16
PD9	Police Finance Manager	17
PD11	Police Corporal	16
PD13	911 Center Supervisor	14
PD14	Police Officer	14
PD15	Records Supervisor	14

DEPT.	POSITION	GRADE
PD16	Asset Forfeiture Coordinator	14
PD17	Emergency Communications Technician III	12
PD18	Facilities Maintenance Technician	12
PD19	Emergency Communications Technician II	11
PD20	Police Cadet	10
PD21	Criminal Records Technician	10
PD22	Building Service Crew Leader	10
PD23	Administrative Secretary	10
PD24	Administrative Clerk II	10
PD25	Emergency Communications Technician I	10
PD26	Accounting Clerk	10
PD27	Administrative Clerk I	9
PD28	Support Clerk	7
PD29	Building Service Worker	6
PD30	Administrative Assistant	12
PD31	Crime Analyst	16

## **PLANNING**

PL1	Planning Director	25
PL2	Planning Manager	22
PL3	Planner	17 <sup>1</sup>
PL4	Right-of-Way/Transportation Planning Coordinator	20
PL5	Transportation Planner	17 <sup>1</sup>
PL6	Administrative Secretary	10
PL7	Planning Technician	11
PL8	Transportation Planner Trainee	15

<sup>1</sup> May be designated "Senior" and placed at grade 18; "Principal" and placed at grade 20.

## **PARKS & RECREATION**

PR1	Parks and Recreation Director	25
PR2	Assistant Parks and Recreation Director	23
PR3	Athletic Division Manager	19
PR4	Recreation Services Division Manager	19
PR5	Recreation Program Manager – Cultural Arts	17
PR6	Parks Services Division Manager	19
PR7	Administrative Operations Manager	18
PR8	Parks Services Manager	17
PR11	Athletic Program Supervisor	16
PR12	Recreation Program Supervisor – Therapeutics	16
PR13	Recreation Program Supervisor – Recreation Services	16
PR14	Recreation Program Supervisor – Cultural Arts	16
PR15	Parks Crew Supervisor	14
PR16	Recreation Program Specialist III	14
PR17	Correctional Detail Officer – Parks	12
PR18	Employment Coordinator	14
PR20	Athletic Program Specialist	14

DEPT.	POSITION	GRADE
PR21	Recreation Program Specialist II	13
PR22	Accounting Technician	12
PR25	Motor Equipment Operator III	12
PR26	Motor Equipment Operator II	11
PR27	Administrative Secretary	10
PR28	Parks Crew Leader	10
PR29	Tennis Specialist II	10
PR30	Motor Equipment Operator I	10
PR31	Administrative Clerk I	9
PR32	Tennis Specialist I	9
PR36	Chemical Application Supervisor	13
PR33	Parks Maintenance Worker I	7 <sup>1</sup>
PR34	Custodian	6
PR35	Marina Technician	7 <sup>2</sup>
PR37	Aquatic Center Facility Supervisor	16
PR38	Aquatic Center Program Supervisor	16
PR39	Recreation Program Supervisor-Aquatics	16
PR40	Aquatic Division Manager	19
PR41	Community Schools Division Manager	19
PR43	Gatekeeper	2
PR44	Athletic Chief (Official)	3
PR45	Pottery Specialist-PT	5

<sup>1</sup> May be designated "II" and placed at grade 8.

<sup>2</sup> May be designed "II" and placed at grade 9.

### **PROBATE COURT**

PC1	Fiduciary Compliance Officer	19 <sup>1</sup>
PC2	Deputy Clerk II – Probate Court	12
PC3	Permit/Licensing Supervisor	14
PC4	Senior Deputy Clerk	14
PC5	Chief Clerk/License Supervisor	18
PC6	Associate Judge	22
PC7	Passport Supervisor/Senior Deputy Clerk	14

<sup>1</sup> Place at grade 20 with Juris Doctorate Degree.

### **PUBLIC DEFENDER**

PDEF1	Investigator – Public Defender	16 <sup>1</sup>
PDEF2	Legal Administrative Clerk	11

<sup>1</sup> May be designated "Senior" and placed at grade 17.

### **PUBLIC WORKS - ADMIN**

PS-ADM1	Public Works Director	26
PS-ADM2	Assistant Public Works Director	24
PS-ADM3	Safety Coordinator	17
PS-ADM4	Public Works Coordinator	18
PS-ADM5	Administrative Supervisor	13



DEPT.	POSITION	GRADE
-------	----------	-------

#### **PUBLIC WORKS - CEMETERIES**

CEM1	Cemeteries Manager	19
CEM2	Public Works Crew Leader	12
CEM4	Equipment Operator I	10
CEM5	Maintenance Worker I	7 <sup>1</sup>
CEM6	Equipment Operator III	11

<sup>1</sup> May be designated "II" and placed at grade 8; "III" and placed at grade 9.

#### **PUBLIC WORKS - COMMUNITY SERVICES ROW MAINTENANCE**

CS1	Community Service Coordinator	19
CS2	Public Works Crew Leader	12
CS3	Maintenance Worker I - Part Time	7 <sup>1</sup>

<sup>1</sup> May be designated "II" and placed at grade 8; "III" and placed at grade 9.

#### **PUBLIC WORKS - FACILITIES MAINTENANCE**

FAC1	Facilities Maintenance Manager	23
FAC3	Facilities Maintenance Supervisor – Carpentry	16
FAC4	Facilities Maintenance Supervisor – Electrical	16
FAC5	Facilities Maintenance Supervisor – HVAC	16
FAC6	Facilities Maintenance Supervisor – Plumbing	16
FAC7	Facilities Maintenance Supervisor – Government Center	16
FAC8	Facilities Maintenance Supervisor – County Jail	16
FAC9	Custodial Services Supervisor	16
FAC10	Correctional Detail Officer – Facilities	12
FAC11	Irrigation Technician	12
FAC12	Carpenter I	13 <sup>1</sup>
FAC13	Electrician I	13 <sup>1</sup>
FAC14	HVAC Technician I	13 <sup>1</sup>
FAC15	Plumber I	13 <sup>1</sup>
FAC16	Facilities Maintenance Worker I	11 <sup>2</sup>
FAC17	Administrative Technician	12
FAC18	Custodial Operations Assistant	12
FAC19	Building Service Worker	6
FAC20	Facilities Maintenance Supervisor –MCP	16
FAC21	Correctional Detail Officer Supervisor	15

<sup>1</sup> May be designated "II" and placed at grade 14.

<sup>2</sup> May be designated "II" and placed at grade 12.

#### **PUBLIC WORKS - FLEET MANAGEMENT**

FM1	Assistant Director/Fleet Maintenance Manager	24
FM2	Assistant Fleet Manager	19
FM3	Automotive and Tire Shop Supervisor	17
FM5	Body Shop Supervisor	16
FM6	Heavy Equipment Shop Supervisor	16
FM7	Small Engine Shop Supervisor	15

DEPT.	POSITION	GRADE
FM8	Contract Warranty Specialist	15
FM9	Fleet Maintenance Buyer	12
FM10	Fleet Maintenance Technician III	14
FM11	Fleet Maintenance Technician II	12
FM12	Fleet Maintenance Technician I	10
FM13	Inventory Control Technician	10
FM14	Support Clerk	7

#### **PUBLIC WORKS - LANDFILLS**

WD1	Waste Disposal Manager	21
WD2	Assistant Waste Disposal Manager	19
WD3	Landfill Supervisor	16
WD4	Senior Landfill Operator	14
WD5	Landfill Maintenance Technician	14
WD6	Heavy Equipment Operator	13
WD7	Landfill Operator	12
WD8	Heavy Equipment Supervisor	15
WD9	Maintenance Worker I	7
WD10	Correctional Detail Officer-Waste Disposal	12

#### **PUBLIC WORKS – RECYCLING CENTER**

RC1	Recycling Center Line Supervisor	15
RC2	Recycling Center Manager	19
RC3	Recycling Center Scale Operator	12
RC4	Recycling Center Drop Off Operator	12
RC5	Recycling Center Compost Manager	16
RC6	Recycling Center Correctional Detail Officer	12
RC7	Keep Columbus Beautiful Executive Director	20
RC8	Recycling Center Baler Operator	12

#### **PUBLIC WORKS - REPAIRS & MAINTENANCE**

HED2	Heavy Equipment Supervisor	15
HED3	Senior Heavy Equipment Operator	14
HED4	Correctional Detail Officer – Heavy Equipment	12
HED5	Heavy Equipment Operator	13
HED6	Equipment Operator III	12
HED7	Equipment Operator II	11
HED8	Maintenance Worker I	7 <sup>1</sup>
HED9	Administrative Technician	12
HED10	Equipment Operator I	10
SMD1	Street Maintenance Manager	23
SMD2	Assistant Street Maintenance Manager	19
SMD3	Public Works Crew Supervisor	15
SMD4	Correctional Detail Officer – Street Maintenance	12

DEPT.	POSITION	GRADE
SMD5	Public Works Crew Leader	12
SMD6	GIS Technician II	15

<sup>1</sup> May be designated "II" and placed at grade 8; "III" and placed at grade 9.

#### **PUBLIC WORKS - RIGHT OF WAY MAINTENANCE**

FB1	Forestry and Beautification Manager	23
FB2	Assistant Manager – Forestry	19
FB3	Assistant Manager – Beautification	19
FB4	Forestry Administrator	18 <sup>1</sup>
FB5	Urban Forestry Supervisor	15
FB6	Public Works Supervisor	14
FB7	Chemical Application Supervisor	13
FB8	Contract Inspector	14
FB9	Correctional Detail Officer – Forestry	12
FB10	Public Services Crew Leader	12
FB11	Tree Trimmer Crew Leader	13 <sup>2</sup>
FB12	Administrative Technician	12
FB15	Tree Trimmer II	12
FB16	Tree Trimmer I	10
FB17	Equipment Operator II	11
FB18	Chemical Application Technician	11
FB19	Equipment Operator III	12
FB20	Equipment Operator I	10
FB21	Maintenance Worker I	7 <sup>3</sup>
FB22	Correctional Detail Officer Supervisor	15
FB23	GIS Technology Supervisor	16

<sup>1</sup> Place at grade 19 with ISA certification.

<sup>2</sup> Place at grade 14 if Certified Arborist in the State of Georgia and/or equivalent experience.

<sup>3</sup> May be designated "II" and placed at grade 8; "III" and placed at grade 9.

#### **PUBLIC WORKS - STORMWATER MAINTENANCE**

STWTR1	Stormwater Manager	21
STWTR2	Assistant Stormwater Manager	19
STWTR3	Stormwater Crew Supervisor	15
STWTR4	Chemical Application Supervisor	13
STWTR5	Stormwater Drainage Technician	15
STWTR6	Correctional Detail Officer – Stormwater	12
STWTR7	Crew Leader – Stormwater	12
STWTR8	Equipment Operator III	12
STWTR9	Equipment Operator II	11
STWTR10	Chemical Application Technician	11
STWTR11	Equipment Operator I	10
STWTR12	Maintenance Worker I	7
STWTR13	Equipment Operator Crew Leader	13
STWTR14	Administrative Technician	12
STWTR15	Correctional Detail Officer Supervisor	15

DEPT.	POSITION	GRADE
STWTR16	Heavy Equipment Supervisor	15
STWTR17	GIS Technician I	14

#### **PUBLIC WORKS - SOLID WASTE COLLECTION**

SW1	Solid Waste and Recycling Manager	23
SW2	Assistant Division Manager – Solid Waste and Recycling	19
SW3	Waste Collection Route Supervisor	15
SW4	Recycling Route Supervisor	15
SW5	Waste Equipment Operator	12
SW6	Recycling Truck Driver	12
SW7	Waste Collection Worker	8
SW8	MRF Technician	11
SW9	MRF Supervisor	12
SW10	Equipment Operator II	11
SW11	Equipment Operator III	12

#### **PUBLIC WORKS - SPECIAL ENFORCEMENT**

SE1	Special Enforcement Manager	21
SE2	Special Enforcement Supervisor	16
SE3	Animal Resource Center Supervisor	16
SE4	Administrative Coordinator	14
SE6	Animal Control Officer II	13
SE7	Animal Control Officer I	12
SE8	Communications Officer	10
SE10	Animal Control Tech	10
SE11	Animal Control Veterinarian	23
SE12	Maintenance Worker I	7
SE13	Animal Control Volunteer Coordinator	13

#### **RECORDERS COURT**

RC/1	Chief Recorder's Court Clerk	18
RC/2	Accounting Clerk	10
RC/3	Judicial Admin Technician I	9
RC/4	Judicial Admin Technician II	10
RC/4	Judicial Admin Technician III	12
RC/5	Deputy Clerk II	12
RC/6	Senior Deputy Clerk	14

#### **SHERIFF**

SD1	Chief Deputy Sheriff	24
SD2	Jail Commander	23 <sup>1</sup>
SD3	Major	23
SD4	Captain	22
SD5	Health Services Administrator	21
SD6	Lieutenant	20
SD7	Sergeant	18

DEPT.	POSITION	GRADE
SD8	Registered Nurse	18
SD9	Deputy Sheriff Technician	16
SD10	Investigator	16 <sup>2</sup>
SD11	ID Technician	16
SD12	Clinic Manager	16
SD13	Licensed Practical Nurse	14
SD14	Deputy Sheriff	14
SD15	Medical Technician	12
SD16	Sheriff Correctional Officer	12
SD17	Accounting Technician	12
SD18	Communication Technician III	10
SD19	Criminal Records Technician	10
SD20	Administrative Clerk II	10
SD21	Accounting Clerk	10
SD22	Judicial Administrative Technician II	10
SD23	Administrative Secretary	10
SD24	Administrative Clerk I	9
SD25	Judicial Administrative Technician I	9
SD26	Medical Records Clerk	9
SD27	Security Guard	9
SD28	Administrative Coordinator	14
SD29	Sheriff Human Resources Technician	12

<sup>1</sup> Advance 5% in grade for Jail Commander.

<sup>2</sup> May be designated "Senior" and placed at grade 17

### **SOLICITOR GENERAL**

SG1	Chief Assistant Solicitor General	22 <sup>1</sup>
SG2	Assistant Solicitor General	21 <sup>1</sup>
SG3	Victim Witness Program Administrator	18
SG4	Court Coordinator – Solicitor General	17
SG5	Investigator Supervisor – Solicitor General	18
SG6	Victim Advocate Investigator	15
SG7	Investigator – Solicitor General	16 <sup>2</sup>
SG8	Deputy Clerk II – Solicitor General	12
SG9	Deputy Clerk I – Solicitor General	10

<sup>1</sup> Until incumbent attains 5 years of practice experience as an attorney and qualifies for state-mandated salaries.

<sup>2</sup> May be designated "Senior" and placed at grade 17.

### **SUPERIOR COURT**

SC1	Senior Deputy Clerk	14
SC2	Law Clerk	19 <sup>1</sup>

<sup>1</sup> Place at grade 20 with Juris Doctorate Degree.

### **SUPERIOR COURT CLERK**

CSC1	Chief Deputy Clerk	21
CSC2	Assistant Chief Deputy Clerk	18

DEPT.	POSITION	GRADE
CSC3	Senior Deputy Clerk – Administration	14
CSC4	Senior Deputy Clerk – Real Estate	14
CSC5	Senior Deputy Clerk	14
CSC6	Deputy Clerk II – Civil	12
CSC7	Deputy Clerk II – Criminal	12
CSC8	Deputy Clerk II – Imaging	12
CSC9	Deputy Clerk II – Real Estate	12
CSC10	Deputy Clerk II	12
CSC11	Deputy Clerk I – Real Estate	10
CSC12	Deputy Clerk I	10
CSC13	Senior Deputy Clerk – Civil	14
CSC14	Senior Deputy Clerk – Criminal	14

### **TAX ASSESSOR**

TA1	Chief Appraiser	25
TA2	Personal Property Manager	20
TA3	Administrative Manager	20 <sup>2</sup>
TA4	Residential Property Manager	20 <sup>2</sup>
TA5	Commercial Property Manager	20 <sup>2</sup>
TA6	Appraiser I – Personal Property	14 <sup>1</sup>
TA7	Appraiser I – Real Property	14 <sup>1</sup>
TA8	Administrative Assistant	12
TA9	Appraisal Technician	10
TA10	Chief Deputy Appraiser	23
TA11	GIS Technician	14

<sup>1</sup> May be designated “II” and placed at grade 15; “III” and placed at grade 17.

<sup>2</sup> May be designated “Senior” and placed at grade 21.

### **TAX COMMISSIONER**

TC1	Chief Deputy Tax Commissioner	21
TC2	Accounting Operations Administrator	20
TC3	Deputy Tax Commissioner	18
TC4	Administrative Technician	12
TC5	Tax Clerk II	11
TC6	Tax Clerk I	10
TC7	Tax Specialist	16

### **TRANSPORTATION-METRA**

TR1	Director of Transportation	25
TR2	Deputy Transportation Director	23
TR3	Transit Manager	22
TR4	Maintenance Manager	20
TR5	ADA Coordinator	18
TR6	Parking Division Manager	18

DEPT.	POSITION	GRADE
TR7	Transit Supervisor	16
TR8	Safety/Training Coordinator	16
TR9	Parking Enforcement Supervisor	14
TR10	Transit Specialist	14
TR11	Fleet Maintenance Technician III	14
TR12	Office Manager	14
TR13	Correctional Detail Officer – Transportation	12
TR14	Bus Operator Dial-A-Ride (without CDL)	10 <sup>1</sup>
TR15	Bus Operator (with CDL)	12
TR16	Administrative Secretary	10
TR17	Fleet Maintenance Technician II	12
TR18	Fleet Maintenance Technician I	10
TR19	Maintenance Worker III	9
TR20	Parking Enforcement Officer	10
TR21	Customer Service Representative	9 <sup>2</sup>
TR22	Principal Transit Planner	20
TR23	Transportation Crew Leader	12

<sup>1</sup> May be placed at grade 12 after acquisition of Commercial Driver's License issued by the State of Georgia.

<sup>2</sup> May be designated "II" or "Senior" and placed at grade 10.

#### **WORKFORCE INVESTMENT-JOB TRAINING PARTNERSHIP ACT**

WIA1	Workforce Investment Act Director	24
WIA2	Finance Manager – WIA	17
WIA3	Program Specialist II	17
WIA4	Data Control Supervisor	17
WIA5	Program Specialist I	16
WIA6	Program Monitor/Job Developer	16
WIA7	Accounting Technician	12
WIA8	Accounting Clerk	10
WIA9	Administrative Technician	12
WIA10	Support Clerk	7
WIA11	Assistant WIA Director	21

**Columbus Consolidated Government Pay Plan - Effective 08/11/2018**  
**ANNUAL SALARY - NON-PENSION MEMBERS**

Grade	A	B	C	D	E	F	G	H	I	J	K	L	M	N	O	P	Q	R
1	17,597.38	18,037.31	18,488.25	18,950.45	19,424.21	19,909.82	20,407.57	20,917.76	21,440.69	21,976.71	22,526.13	23,089.28	23,666.51	24,258.18	24,864.63	25,486.25	26,123.40	26,776.50
2	18,488.25	18,950.45	19,424.21	19,909.82	20,407.57	20,917.76	21,440.69	21,976.71	22,526.13	23,089.28	23,666.51	24,258.18	24,864.63	25,486.25	26,123.40	26,776.50	27,445.90	28,132.06
3	19,424.21	19,909.82	20,407.57	20,917.76	21,440.69	21,976.71	22,526.13	23,089.28	23,666.51	24,258.18	24,864.63	25,486.25	26,123.40	26,776.50	27,445.90	28,132.06	28,835.35	29,556.23
4	20,407.57	20,917.76	21,440.69	21,976.71	22,526.13	23,089.28	23,666.51	24,258.18	24,864.63	25,486.25	26,123.40	26,776.50	27,445.90	28,132.06	28,835.35	29,556.23	30,295.14	31,052.52
5	21,440.69	21,976.71	22,526.13	23,089.28	23,666.51	24,258.18	24,864.63	25,486.25	26,123.40	26,776.50	27,445.90	28,132.06	28,835.35	29,556.23	30,295.14	31,052.52	31,828.83	32,624.55
6	22,526.13	23,089.28	23,666.51	24,258.18	24,864.63	25,486.25	26,123.40	26,776.50	27,445.90	28,132.06	28,835.35	29,556.23	30,295.14	31,052.52	31,828.83	32,624.55	33,440.17	34,276.18
7	23,666.51	24,258.18	24,864.63	25,486.25	26,123.40	26,776.50	27,445.90	28,132.06	28,835.35	29,556.23	30,295.14	31,052.52	31,828.83	32,624.55	33,440.17	34,276.18	35,133.07	36,011.40
8	24,864.63	25,486.25	26,123.40	26,776.50	27,445.90	28,132.06	28,835.35	29,556.23	30,295.14	31,052.52	31,828.83	32,624.55	33,440.17	34,276.18	35,133.07	36,011.40	36,911.69	37,834.49
9	26,123.40	26,776.50	27,445.90	28,132.06	28,835.35	29,556.23	30,295.14	31,052.52	31,828.83	32,624.55	33,440.17	34,276.18	35,133.07	36,011.40	36,911.69	37,834.49	38,780.34	39,749.85
10	27,445.90	28,132.06	28,835.35	29,556.23	30,295.14	31,052.52	31,828.83	32,624.55	33,440.17	34,276.18	35,133.07	36,011.40	36,911.69	37,834.49	38,780.34	39,749.85	40,743.61	41,762.18
11	28,835.35	29,556.23	30,295.14	31,052.52	31,828.83	32,624.55	33,440.17	34,276.18	35,133.07	36,011.40	36,911.69	37,834.49	38,780.34	39,749.85	40,743.61	41,762.18	42,806.25	43,876.40
12	30,295.14	31,052.52	31,828.83	32,624.55	33,440.17	34,276.18	35,133.07	36,011.40	36,911.69	37,834.49	38,780.34	39,749.85	40,743.61	41,762.18	42,806.25	43,876.40	44,973.31	46,097.65
13	31,828.83	32,624.55	33,440.17	34,276.18	35,133.07	36,011.40	36,911.69	37,834.49	38,780.34	39,749.85	40,743.61	41,762.18	42,806.25	43,876.40	44,973.31	46,097.65	47,250.08	48,431.34
14	33,440.17	34,276.18	35,133.07	36,011.40	36,911.69	37,834.49	38,780.34	39,749.85	40,743.61	41,762.18	42,806.25	43,876.40	44,973.31	46,097.65	47,250.08	48,431.34	49,642.11	50,883.16
15	35,133.07	36,011.40	36,911.69	37,834.49	38,780.34	39,749.85	40,743.61	41,762.18	42,806.25	43,876.40	44,973.31	46,097.65	47,250.08	48,431.34	49,642.11	50,883.16	52,155.25	53,459.13
16	36,911.69	37,834.49	38,780.34	39,749.85	40,743.61	41,762.18	42,806.25	43,876.40	44,973.31	46,097.65	47,250.08	48,431.34	49,642.11	50,883.16	52,155.25	53,459.13	54,795.61	56,165.50
17	38,780.34	39,749.85	40,743.61	41,762.18	42,806.25	43,876.40	44,973.31	46,097.65	47,250.08	48,431.34	49,642.11	50,883.16	52,155.25	53,459.13	54,795.61	56,165.50	57,569.64	59,008.88
18	40,743.61	41,762.18	42,806.25	43,876.40	44,973.31	46,097.65	47,250.08	48,431.34	49,642.11	50,883.16	52,155.25	53,459.13	54,795.61	56,165.50	57,569.64	59,008.88	60,484.10	61,996.20
19	42,806.25	43,876.40	44,973.31	46,097.65	47,250.08	48,431.34	49,642.11	50,883.16	52,155.25	53,459.13	54,795.61	56,165.50	57,569.64	59,008.88	60,484.10	61,996.20	63,546.11	65,134.75
20	44,973.31	46,097.65	47,250.08	48,431.34	49,642.11	50,883.16	52,155.25	53,459.13	54,795.61	56,165.50	57,569.64	59,008.88	60,484.10	61,996.20	63,546.11	65,134.75	66,763.13	68,432.20
21	49,642.11	50,883.16	52,155.25	53,459.13	54,795.61	56,165.50	57,569.64	59,008.88	60,484.10	61,996.20	63,546.11	65,134.75	66,763.13	68,432.20	70,143.01	71,896.58	73,694.00	75,536.36
22	54,795.61	56,165.50	57,569.64	59,008.88	60,484.10	61,996.20	63,546.11	65,134.75	66,763.13	68,432.20	70,143.01	71,896.58	73,694.00	75,536.36	77,424.75	79,360.37	81,344.38	83,378.00
23	60,484.10	61,996.20	63,546.11	65,134.75	66,763.13	68,432.20	70,143.01	71,896.58	73,694.00	75,536.36	77,424.75	79,360.37	81,344.38	83,378.00	85,462.44	87,599.01	89,788.99	92,033.72
24	66,763.13	68,432.20	70,143.01	71,896.58	73,694.00	75,536.36	77,424.75	79,360.37	81,344.38	83,378.00	85,462.44	87,599.01	89,788.99	92,033.72	94,334.55	96,692.92	99,110.23	101,588.00
25	73,694.00	75,536.36	77,424.75	79,360.37	81,344.38	83,378.00	85,462.44	87,599.01	89,788.99	92,033.72	94,334.55	96,692.92	99,110.23	101,588.00	104,127.69	106,730.89	109,399.16	112,134.13
26	81,344.38	83,378.00	85,462.44	87,599.01	89,788.99	92,033.72	94,334.55	96,692.92	99,110.23	101,588.00	104,127.69	106,730.89	109,399.16	112,134.13	114,937.49	117,810.93	120,756.20	123,775.11
27	89,788.99	92,033.72	94,334.55	96,692.92	99,110.23	101,588.00	104,127.69	106,730.89	109,399.16	112,134.13	114,937.49	117,810.93	120,756.20	123,775.11	126,869.48	130,041.22	133,292.25	136,624.55
28	104,127.69	106,730.89	109,399.16	112,134.13	114,937.49	117,810.93	120,756.20	123,775.11	126,869.48	130,041.22	133,292.25	136,624.55	140,040.17	143,541.18	147,129.70	150,807.95	154,578.15	158,442.60
29	126,869.48	130,041.22	133,292.25	136,624.55	140,040.17	143,541.18	147,129.70	150,807.95	154,578.15	158,442.60	162,403.67	166,463.76	170,625.35	174,890.98	179,263.26	183,744.85	188,338.47	193,046.92

.5% Pay adjustment from UGA Pay Plan Non-Pension Members Effective 08-11-18



**Columbus Consolidated Government Pay Plan - Effective 08/11/2018**  
**ANNUAL SALARY - PENSION MEMBERS HIRED ON OR AFTER JULY 1, 2018**

Grade	A	B	C	D	E	F	G	H	I	J	K	L	M	N	O	P	Q	R
1	18,308.31	18,766.02	19,235.17	19,716.04	20,208.95	20,714.18	21,232.03	21,762.83	22,306.90	22,864.58	23,436.19	24,022.08	24,622.64	25,238.21	25,869.17	26,515.90	27,178.78	27,858.26
2	19,235.17	19,716.04	20,208.95	20,714.18	21,232.03	21,762.83	22,306.90	22,864.58	23,436.19	24,022.08	24,622.64	25,238.21	25,869.17	26,515.90	27,178.78	27,858.26	28,554.72	29,268.59
3	20,208.95	20,714.18	21,232.03	21,762.83	22,306.90	22,864.58	23,436.19	24,022.08	24,622.64	25,238.21	25,869.17	26,515.90	27,178.78	27,858.26	28,554.72	29,268.59	30,000.30	30,750.31
4	21,232.03	21,762.83	22,306.90	22,864.58	23,436.19	24,022.08	24,622.64	25,238.21	25,869.17	26,515.90	27,178.78	27,858.26	28,554.72	29,268.59	30,000.30	30,750.31	31,519.06	32,307.04
5	22,306.90	22,864.58	23,436.19	24,022.08	24,622.64	25,238.21	25,869.17	26,515.90	27,178.78	27,858.26	28,554.72	29,268.59	30,000.30	30,750.31	31,519.06	32,307.04	33,114.72	33,942.59
6	23,436.19	24,022.08	24,622.64	25,238.21	25,869.17	26,515.90	27,178.78	27,858.26	28,554.72	29,268.59	30,000.30	30,750.31	31,519.06	32,307.04	33,114.72	33,942.59	34,791.15	35,660.94
7	24,622.64	25,238.21	25,869.17	26,515.90	27,178.78	27,858.26	28,554.72	29,268.59	30,000.30	30,750.31	31,519.06	32,307.04	33,114.72	33,942.59	34,791.15	35,660.94	36,552.45	37,466.27
8	25,869.17	26,515.90	27,178.78	27,858.26	28,554.72	29,268.59	30,000.30	30,750.31	31,519.06	32,307.04	33,114.72	33,942.59	34,791.15	35,660.94	36,552.45	37,466.27	38,402.92	39,363.00
9	27,178.78	27,858.26	28,554.72	29,268.59	30,000.30	30,750.31	31,519.06	32,307.04	33,114.72	33,942.59	34,791.15	35,660.94	36,552.45	37,466.27	38,402.92	39,363.00	40,347.06	41,355.75
10	28,554.72	29,268.59	30,000.30	30,750.31	31,519.06	32,307.04	33,114.72	33,942.59	34,791.15	35,660.94	36,552.45	37,466.27	38,402.92	39,363.00	40,347.06	41,355.75	42,389.64	43,449.37
11	30,000.30	30,750.31	31,519.06	32,307.04	33,114.72	33,942.59	34,791.15	35,660.94	36,552.45	37,466.27	38,402.92	39,363.00	40,347.06	41,355.75	42,389.64	43,449.37	44,535.61	45,649.01
12	31,519.06	32,307.04	33,114.72	33,942.59	34,791.15	35,660.94	36,552.45	37,466.27	38,402.92	39,363.00	40,347.06	41,355.75	42,389.64	43,449.37	44,535.61	45,649.01	46,790.23	47,959.99
13	33,114.72	33,942.59	34,791.15	35,660.94	36,552.45	37,466.27	38,402.92	39,363.00	40,347.06	41,355.75	42,389.64	43,449.37	44,535.61	45,649.01	46,790.23	47,959.99	49,158.99	50,387.97
14	34,791.15	35,660.94	36,552.45	37,466.27	38,402.92	39,363.00	40,347.06	41,355.75	42,389.64	43,449.37	44,535.61	45,649.01	46,790.23	47,959.99	49,158.99	50,387.97	51,647.66	52,938.84
15	36,552.45	37,466.27	38,402.92	39,363.00	40,347.06	41,355.75	42,389.64	43,449.37	44,535.61	45,649.01	46,790.23	47,959.99	49,158.99	50,387.97	51,647.66	52,938.84	54,262.32	55,618.88
16	38,402.92	39,363.00	40,347.06	41,355.75	42,389.64	43,449.37	44,535.61	45,649.01	46,790.23	47,959.99	49,158.99	50,387.97	51,647.66	52,938.84	54,262.32	55,618.88	57,009.35	58,434.59
17	40,347.06	41,355.75	42,389.64	43,449.37	44,535.61	45,649.01	46,790.23	47,959.99	49,158.99	50,387.97	51,647.66	52,938.84	54,262.32	55,618.88	57,009.35	58,434.59	59,895.46	61,392.84
18	42,389.64	43,449.37	44,535.61	45,649.01	46,790.23	47,959.99	49,158.99	50,387.97	51,647.66	52,938.84	54,262.32	55,618.88	57,009.35	58,434.59	59,895.46	61,392.84	62,927.65	64,500.84
19	44,535.61	45,649.01	46,790.23	47,959.99	49,158.99	50,387.97	51,647.66	52,938.84	54,262.32	55,618.88	57,009.35	58,434.59	59,895.46	61,392.84	62,927.65	64,500.84	66,113.37	67,766.20
20	46,790.23	47,959.99	49,158.99	50,387.97	51,647.66	52,938.84	54,262.32	55,618.88	57,009.35	58,434.59	59,895.46	61,392.84	62,927.65	64,500.84	66,113.37	67,766.20	69,460.37	71,196.86
21	51,647.66	52,938.84	54,262.32	55,618.88	57,009.35	58,434.59	59,895.46	61,392.84	62,927.65	64,500.84	66,113.37	67,766.20	69,460.37	71,196.86	72,976.80	74,801.21	76,671.24	78,588.03
22	57,009.35	58,434.59	59,895.46	61,392.84	62,927.65	64,500.84	66,113.37	67,766.20	69,460.37	71,196.86	72,976.80	74,801.21	76,671.24	78,588.03	80,552.72	82,566.54	84,630.69	86,746.46
23	62,927.65	64,500.84	66,113.37	67,766.20	69,460.37	71,196.86	72,976.80	74,801.21	76,671.24	78,588.03	80,552.72	82,566.54	84,630.69	86,746.46	88,915.13	91,138.01	93,416.46	95,751.87
24	69,460.37	71,196.86	72,976.80	74,801.21	76,671.24	78,588.02	80,552.72	82,566.54	84,630.69	86,746.46	88,915.13	91,138.01	93,416.46	95,751.87	98,145.66	100,599.31	103,114.28	105,692.15
25	76,671.24	78,588.02	80,552.72	82,566.54	84,630.69	86,746.46	88,915.13	91,138.01	93,416.46	95,751.87	98,145.66	100,599.31	103,114.28	105,692.15	108,334.45	111,042.81	113,818.88	116,664.36
26	84,630.69	86,746.46	88,915.13	91,138.01	93,416.46	95,751.87	98,145.66	100,599.31	103,114.28	105,692.15	108,334.45	111,042.81	113,818.88	116,664.36	119,580.96	122,570.48	125,634.74	128,775.62
27	93,416.46	95,751.87	98,145.66	100,599.31	103,114.28	105,692.15	108,334.45	111,042.81	113,818.88	116,664.36	119,580.96	122,570.48	125,634.74	128,775.62	131,995.01	135,294.88	138,677.26	142,144.19
28	108,334.45	111,042.81	113,818.88	116,664.36	119,580.96	122,570.48	125,634.74	128,775.62	131,995.01	135,294.88	138,677.26	142,144.19	145,697.80	149,340.24	153,073.74	156,900.59	160,823.11	164,843.68
29	131,995.01	135,294.88	138,677.26	142,144.19	145,697.80	149,340.24	153,073.74	156,900.59	160,823.11	164,843.68	168,964.77	173,188.90	177,518.62	181,956.58	186,505.50	191,168.13	195,947.34	200,846.02

**Above schedule includes:**

.5% Pay adjustment as of 08/11/2018 (COLA)

**Columbus Consolidated Government Pay Plan - Effective 08/11/2018**  
**ANNUAL SALARY - PENSION MEMBERS HIRED ON OR BEFORE JUNE 30, 2018**

Grade	A	B	C	D	E	F	G	H	I	J	K	L	M	N	O	P	Q	R
1	18,581.57	19,046.11	19,522.27	20,010.31	20,510.58	21,023.34	21,548.93	22,087.65	22,639.84	23,205.84	23,785.98	24,380.62	24,990.14	25,614.90	26,255.28	26,911.66	27,584.44	28,274.06
2	19,522.27	20,010.31	20,510.58	21,023.34	21,548.93	22,087.65	22,639.84	23,205.84	23,785.98	24,380.62	24,990.14	25,614.90	26,255.28	26,911.66	27,584.44	28,274.06	28,980.91	29,705.44
3	20,510.58	21,023.34	21,548.93	22,087.65	22,639.84	23,205.84	23,785.98	24,380.62	24,990.14	25,614.90	26,255.28	26,911.66	27,584.44	28,274.06	28,980.91	29,705.44	30,448.07	31,209.27
4	21,548.93	22,087.65	22,639.84	23,205.84	23,785.98	24,380.62	24,990.14	25,614.90	26,255.28	26,911.66	27,584.44	28,274.06	28,980.91	29,705.44	30,448.07	31,209.27	31,989.50	32,789.23
5	22,639.84	23,205.84	23,785.98	24,380.62	24,990.14	25,614.90	26,255.28	26,911.66	27,584.44	28,274.06	28,980.91	29,705.44	30,448.07	31,209.27	31,989.50	32,789.23	33,608.97	34,449.19
6	23,785.98	24,380.62	24,990.14	25,614.90	26,255.28	26,911.66	27,584.44	28,274.06	28,980.91	29,705.44	30,448.07	31,209.27	31,989.50	32,789.23	33,608.97	34,449.19	35,310.42	36,193.19
7	24,990.14	25,614.90	26,255.28	26,911.66	27,584.44	28,274.06	28,980.91	29,705.44	30,448.07	31,209.27	31,989.50	32,789.23	33,608.97	34,449.19	35,310.42	36,193.19	37,098.01	38,025.46
8	26,255.28	26,911.66	27,584.44	28,274.06	28,980.91	29,705.44	30,448.07	31,209.27	31,989.50	32,789.23	33,608.97	34,449.19	35,310.42	36,193.19	37,098.01	38,025.46	38,976.10	39,950.50
9	27,584.44	28,274.06	28,980.91	29,705.44	30,448.07	31,209.27	31,989.50	32,789.23	33,608.97	34,449.19	35,310.42	36,193.19	37,098.01	38,025.46	38,976.10	39,950.50	40,949.26	41,973.00
10	28,980.91	29,705.44	30,448.07	31,209.27	31,989.50	32,789.23	33,608.97	34,449.19	35,310.42	36,193.19	37,098.01	38,025.46	38,976.10	39,950.50	40,949.26	41,973.00	43,022.32	44,097.87
11	30,448.07	31,209.27	31,989.50	32,789.23	33,608.97	34,449.19	35,310.42	36,193.19	37,098.01	38,025.46	38,976.10	39,950.50	40,949.26	41,973.00	43,022.32	44,097.87	45,200.32	46,330.34
12	31,989.50	32,789.23	33,608.97	34,449.19	35,310.42	36,193.19	37,098.01	38,025.46	38,976.10	39,950.50	40,949.26	41,973.00	43,022.32	44,097.87	45,200.32	46,330.34	47,488.59	48,675.81
13	33,608.97	34,449.19	35,310.42	36,193.19	37,098.01	38,025.46	38,976.10	39,950.50	40,949.26	41,973.00	43,022.32	44,097.87	45,200.32	46,330.34	47,488.59	48,675.81	49,892.70	51,140.02
14	35,310.42	36,193.19	37,098.01	38,025.46	38,976.10	39,950.50	40,949.26	41,973.00	43,022.32	44,097.87	45,200.32	46,330.34	47,488.59	48,675.81	49,892.70	51,140.02	52,418.52	53,728.98
15	37,098.01	38,025.46	38,976.10	39,950.50	40,949.26	41,973.00	43,022.32	44,097.87	45,200.32	46,330.34	47,488.59	48,675.81	49,892.70	51,140.02	52,418.52	53,728.98	55,072.20	56,449.01
16	38,976.10	39,950.50	40,949.26	41,973.00	43,022.32	44,097.87	45,200.32	46,330.34	47,488.59	48,675.81	49,892.70	51,140.02	52,418.52	53,728.98	55,072.20	56,449.01	57,860.24	59,306.75
17	40,949.26	41,973.00	43,022.32	44,097.87	45,200.32	46,330.34	47,488.59	48,675.81	49,892.70	51,140.02	52,418.52	53,728.98	55,072.20	56,449.01	57,860.24	59,306.75	60,789.42	62,309.16
18	43,022.32	44,097.87	45,200.32	46,330.34	47,488.59	48,675.81	49,892.70	51,140.02	52,418.52	53,728.98	55,072.20	56,449.01	57,860.24	59,306.75	60,789.42	62,309.16	63,866.87	65,463.54
19	45,200.32	46,330.34	47,488.59	48,675.81	49,892.70	51,140.02	52,418.52	53,728.98	55,072.20	56,449.01	57,860.24	59,306.75	60,789.42	62,309.16	63,866.87	65,463.54	67,100.14	68,777.64
20	47,488.59	48,675.81	49,892.70	51,140.02	52,418.52	53,728.98	55,072.20	56,449.01	57,860.24	59,306.75	60,789.42	62,309.16	63,866.87	65,463.54	67,100.14	68,777.64	70,497.09	72,259.50
21	52,418.52	53,728.98	55,072.20	56,449.01	57,860.24	59,306.75	60,789.42	62,309.16	63,866.87	65,463.54	67,100.14	68,777.64	70,497.09	72,259.50	74,066.01	75,917.65	77,815.59	79,760.98
22	57,860.24	59,306.75	60,789.42	62,309.16	63,866.87	65,463.54	67,100.14	68,777.64	70,497.09	72,259.50	74,066.01	75,917.65	77,815.59	79,760.98	81,755.00	83,798.87	85,893.84	88,041.19
23	63,866.87	65,463.54	67,100.14	68,777.64	70,497.09	72,259.50	74,066.01	75,917.65	77,815.59	79,760.98	81,755.00	83,798.87	85,893.84	88,041.19	90,242.22	92,498.28	94,810.73	97,181.01
24	70,497.09	72,259.50	74,066.01	75,917.65	77,815.59	79,760.97	81,755.00	83,798.87	85,893.84	88,041.19	90,242.22	92,498.28	94,810.73	97,181.01	99,610.52	102,100.79	104,653.30	107,269.65
25	77,815.59	79,760.97	81,755.00	83,798.87	85,893.84	88,041.19	90,242.22	92,498.28	94,810.73	97,181.01	99,610.52	102,100.79	104,653.30	107,269.65	109,951.39	112,700.16	115,517.67	118,405.62
26	85,893.84	88,041.19	90,242.22	92,498.28	94,810.73	97,181.01	99,610.52	102,100.79	104,653.30	107,269.65	109,951.39	112,700.16	115,517.67	118,405.62	121,365.75	124,399.89	127,509.89	130,697.65
27	94,810.73	97,181.01	99,610.52	102,100.79	104,653.30	107,269.65	109,951.39	112,700.16	115,517.67	118,405.62	121,365.75	124,399.89	127,509.89	130,697.65	133,965.09	137,314.21	140,747.07	144,265.74
28	109,951.39	112,700.16	115,517.67	118,405.62	121,365.75	124,399.89	127,509.89	130,697.65	133,965.09	137,314.21	140,747.07	144,265.74	147,872.39	151,569.20	155,358.42	159,242.39	163,223.45	167,304.04
29	133,965.09	137,314.21	140,747.07	144,265.74	147,872.39	151,569.20	155,358.42	159,242.39	163,223.45	167,304.04	171,486.63	175,773.81	180,168.15	184,672.35	189,289.17	194,021.39	198,871.93	203,843.72

Above schedule includes:

1.5 % Pay adjustment as of 08/11/2018 (Pay Increase)

.5% Pay adjustment as of 08/11/2018 (COLA)



This page intentionally left blank.




# Columbus, Georgia Consolidated Government



*Georgia's First Consolidated Government*

## Fiscal Year 2019 Capital Improvement Program





This page intentionally left blank.

## INTRODUCTION

---

### CAPITAL PROJECTS BACKGROUND

The Columbus Consolidated Government (“CCG”) has operated a capital program since its consolidation in 1971. The program, which was originally supported by the General, Sewer and Paving operating funds, has historically been used for infrastructure such as road construction, drainage improvements, technology support and miscellaneous project fund reserve. Today, the Sewer and Paving Funds are supported primarily by property tax revenue, while the General Fund is funded from property, utility, sales and other taxes, as well as miscellaneous other revenues.

The Integrated Waste Management Fund was added in 1994 to account for capital projects related to the construction and expansion of landfills. This fund is supported by service charges from residential and commercial waste collection and management.

In addition to Capital Improvement Project (CIP) Funds which are supported by Operating Funds, from time to time CCG finances projects either through debt issuance or contractual debt issued through the Columbus Building Authority (the “Authority”). The Authority was created by Article VII, Sec. VI, Pa. 1 of the Constitution of Georgia of 1945, as amended and ratified at the general election of November 5, 1968 (Ga. L. 1966, Pg. 946). The Authority provides a means to issue revenue certificates to acquire, construct, equip, maintain, and operate self-liquidating projects embracing buildings and facilities for use by the Consolidated Government of Columbus, Georgia. Debt service for Authority issued bonds is funded through the Debt Service Fund, an Operating Fund of CCG.

In 1999, the citizens of Columbus voted to renew the 1993 1¢ Special Local Option Sales Tax (“SPLOST”). The renewed SPLOST provided funding for approximately \$255,000,000 of capital projects used for public safety, economic development, recreation, transportation, a citizens’ service center, storm water drainage improvements, flood abatement, road, street, and bridge construction/repair, a county library, and governmental, proprietary, and administrative purposes of the SPLOST. The projects were financed with equally distributed revenues and constructed as SPLOST cash flow allowed over a nine-year time span. In 2010, SPLOST collections ended.

In July of 2008, the citizens of Columbus voted to approve a new Local Option Sales Tax (referred to as the “Other LOST”) that would allocate a one-cent sales tax to help raise funding for the city. Seventy percent of the tax revenue is devoted to Public Safety. Public safety expenditures have included the addition of 100 police officers, adding new patrol zones, building police precincts, replacing fire stations, building a jail addition, hiring Sheriff personnel, and annually paying every city law enforcement officer a supplement (this year, \$3,121). The remaining thirty percent has been dedicated toward roads, bridges and other much needed infrastructure projects. The tax went into effect on January 1st, 2009.

On July 31, 2012 voters in the River Valley special district, of which Columbus is a part, approved a regional Transportation Special Local Option Sales Tax (“TSPLOST”). Enacted as the Transportation Investment Act of 2010, this legislation authorized the funding of designated transportation projects as determined by a regional roundtable committee of local elected officials from the region and approved by its citizens.



## INTRODUCTION

---

### CAPITAL PROJECTS BUDGET/FUNDING PROCESS

During the operating budget process, departments submit funding requests for new projects. In order to get a total project cost, budget procedure requires requests to be presented over a five-year period to include anticipated operating costs after project completion.

The CIP Committee reviews the funding requests. This Committee is comprised of the department heads associated with the ongoing capital improvement projects. These funding requests are ranked by importance and need in the community, and are then forwarded to the City Manager with funding recommendations to be included in the overall Operating Budget.

All funding sources are approved by the City Council. Projects financed by the operating funds are presented in the Annual Operating Budget as inter-fund transfers or within specific departmental budgets. The appropriations are transferred to the relevant CIP funds. Projects may be financed with a variety of sources and, unlike the operating funds, CIP appropriations do not lapse at year-end.

The funding for the **\$127,054,403** of Capital Improvements Projects for the FY2019 budget is financed through the following methods (See summary of financing and projects by service type):

- **\$21,065,791** Operating fund supported:
  - **\$1,145,602** from the Sewer Fund
  - **\$4,884,898** from the Paving Fund
  - **\$856,000** from the Integrated Waste Fund
  - **\$14,179,291** from Prior Years' Fund Balances
- **\$7,023,654** from the 1999 Special Purpose Local Option Sales Tax (1999 SPLOST)
- **\$3,729,620** from Columbus Building Authority – Contractual Debt (2003A, 2003B, 2010B, 2010C Issues)
- **\$11,310,156** from the 2009 Other Local Option Sales Tax (2009 Other LOST)
- **\$83,925,182** from the 2012 Transportation Special Purpose Local Option Sales Tax (TSPLOST)

The total financing for a given project may be available at one time, while the project may take more than one fiscal year to complete. Therefore, financing sources may be higher than the project cost for that fiscal year. In this case, the total financing sources are earmarked and recorded for that project and any balance carried forward to the next fiscal year. For the TSPLOST projects, the anticipated amount to be expended in each of the next five (5) fiscal years has been shown in the detailed section, although the entire amount of the remaining funding for FY18 and beyond has been included in the total financing sources. For recurring expenditures that are anticipated for each of the next five (5) fiscal years, the estimated amount that is expected to be allocated in those future years has been shown. However, it is important to note that ONLY the FY19 apportionment has been adopted as part of the FY2019 Adopted Budget, because according to the City's charter, only one year of budget appropriations can be officially adopted each budget cycle by Council. Apportionment for future years has not yet been approved or adopted and is presented for discussion and planning purposes only.

## INTRODUCTION

---

### CAPITAL PROJECTS OVERVIEW

This document is a comprehensive overview of projects currently funded by the Consolidated Government. The projects are grouped by service type. The project groups are:

#### ***\$8,596,501***

**MANAGEMENT** – Incorporated in this group are projects which will impact the general function and management of CCG. Projects may include land acquisition and development, facilities and infrastructure construction and renovation not directly associated with any other service classification. These projects are typically funded with contributions to the CIP Fund from the operating funds. The summary and each service type category and detail pages of the individual projects composing the service type are behind the Management tab.

#### ***\$129,839***

**PARKS, RECREATION & LEISURE** – All costs associated with the land acquisition and park development, facilities construction and renovation of gymnasiums, museums, recreation centers, marinas, courts, and fields and other facilities and infrastructure associated with recreational and leisure activities. These projects have been primarily financed by the SPLOST but also receive funding from the General Fund, grants and private contributions. The summary and each service type category and detail pages of the individual projects composing the service type are behind the Parks, Recreation & Leisure tab.

#### ***\$1,975,821***

**PUBLIC SAFETY/CRIMINAL JUSTICE** – All projects related to the delivery of Courts, Police, Fire, Sheriff, Marshal, Emergency Medical and Correction services are recorded in this section. These projects are typically funded by the General Fund but may be financed through debt and other sources. The summary and each service type category and detail pages of the individual projects composing the service type are behind the Public Safety/Criminal Justice tab.

#### ***\$9,165,612***

**DRAINAGE** – Projects classified as drainage are primarily concerned with storm water control, flood prevention and soil conservation. Sewer construction and renovations, open ditch and stream bank stabilization, and retention pond improvements are found in this section. The summary and each service type category and detail pages of the individual projects composing the service type are behind the Drainage tab.

#### ***\$22,051,617***

**TRANSPORTATION** - All modes of transportation for motorized and non-motorized vehicular and pedestrian traffic are included here. Projects may be land and right-of-way acquisition, traffic signalization, road, sidewalks, and path or trail construction. Road projects are primarily funded through contributions from the Paving Fund. Other financing sources may include SPLOST or bond issues. The summary and each service type category and detail pages of the individual projects composing the service type are behind the Transportation tab.



## INTRODUCTION

---

### ***\$83,925,182***

**TSPLOST**- All of the projects included in this category have been specifically identified as TSPLOST projects. In 2012, three regions approved by referendum the adoption of the TSPLOST, or Transportation Special Local Option Sales Tax. Columbus/Muscogee lies within the 16-county region known as the River Valley region (T-08). Each month, Muscogee receives a distribution equating to an apportioned amount of TSPLOST collections in the River Valley region as part of its discretionary funding under this tax referendum. Discretionary funds may be used at Council's direction and discretion for transportation projects. The majority of TSPLOST funding is non-discretionary and is allocated according to those projects specifically approved under this taxation program.

### ***\$1,209,830***

**ENVIRONMENTAL** – This category primarily shows projects associated with the landfills. Other projects may include urban re-forestation, streetscapes and gateway projects. The summary and each service type category and detail pages of the individual projects composing the service type are behind the Environmental tab.

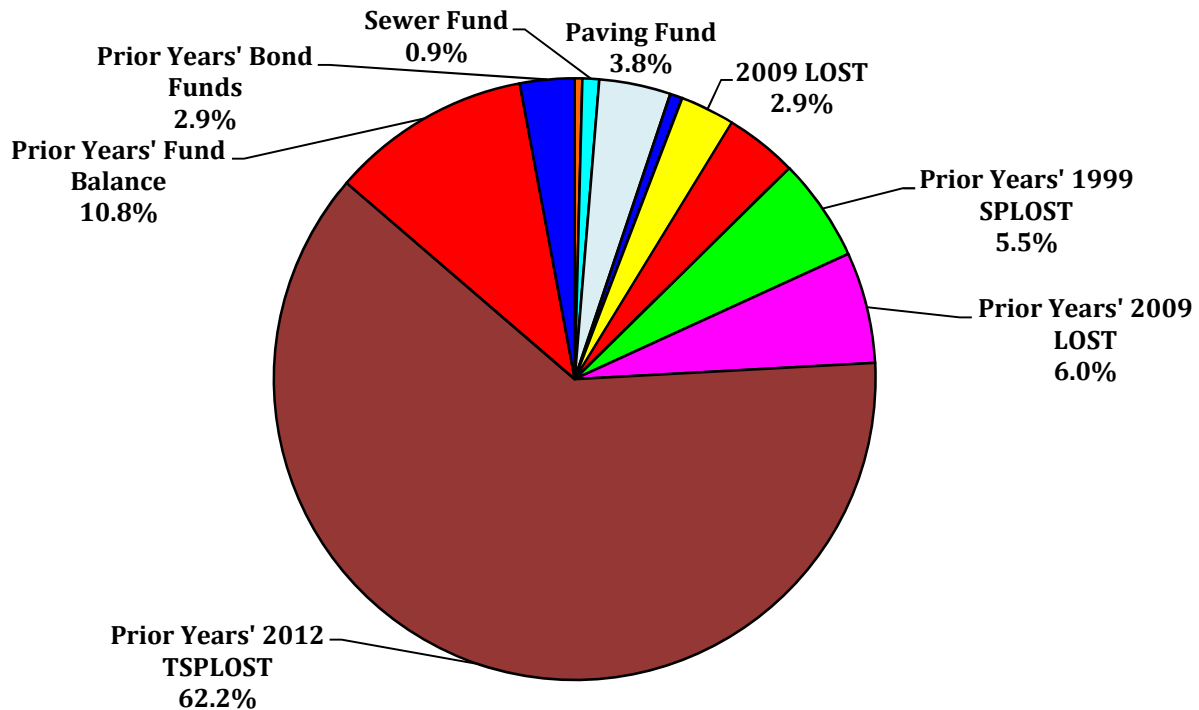
Capital Improvement Projects project budgets may include any of the following basic costs commonly associated with a CIP Project:

- Renovation or expansion of existing facilities
- Initial feasibility study for new facilities/infrastructure
- Land acquisition, site improvements, development
- Construction of new facility/infrastructure
- Management/administrative costs
- Equipment and furnishings associated with the project

# CIP PROJECT SUMMARY

## FY19 FINANCING METHOD

**\$127,054,403**

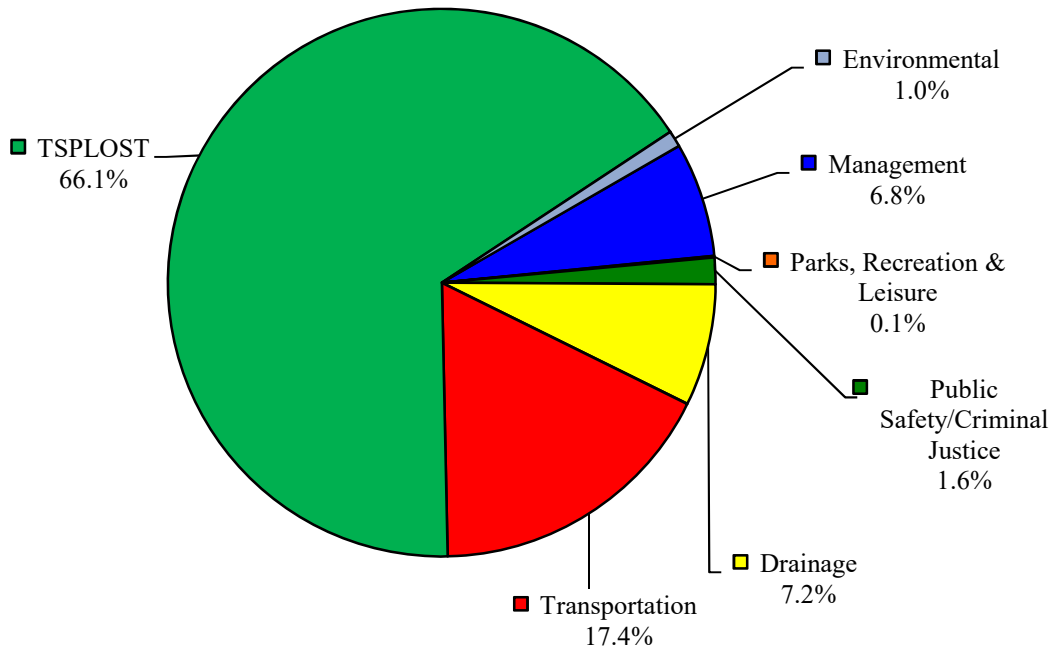


## FY19 FINANCING FOR PROJECTS

METHOD/SOURCE	AMOUNT
General Fund	\$ 509,108
Sewer Fund	1,145,602
Paving Fund	4,884,898
Integrated Waste Fund	856,000
Bond Proceeds	-
2009 LOST	3,717,207
2012 TSPLOST	4,950,000
1999 Sales Tax	-
Prior Years' 1999 SPLOST	7,023,654
Prior Years' 2009 LOST	7,592,949
Prior Years' 2012 TSPLOST	78,975,182
Prior Years' Fund Balance	13,670,182
Prior Years' Bond Funds	3,729,620
<b>FY19 TOTAL</b>	<b>\$ 127,054,403</b>

# CIP PROJECT SUMMARY

## FY19 PROJECT COSTS \$127,054,403



## FY19 PROJECT COSTS

PROJECT TYPE	AMOUNT
Management	\$ 8,596,501
Parks, Recreation & Leisure	129,839
Public Safety/Criminal Justice	1,975,821
Drainage	9,165,612
Transportation	22,051,617
TSPLOST	83,925,182
Environmental	1,209,830
<b>FY19 TOTAL</b>	<b>\$ 127,054,403</b>

## ALL CAPITAL IMPROVEMENT PROJECTS

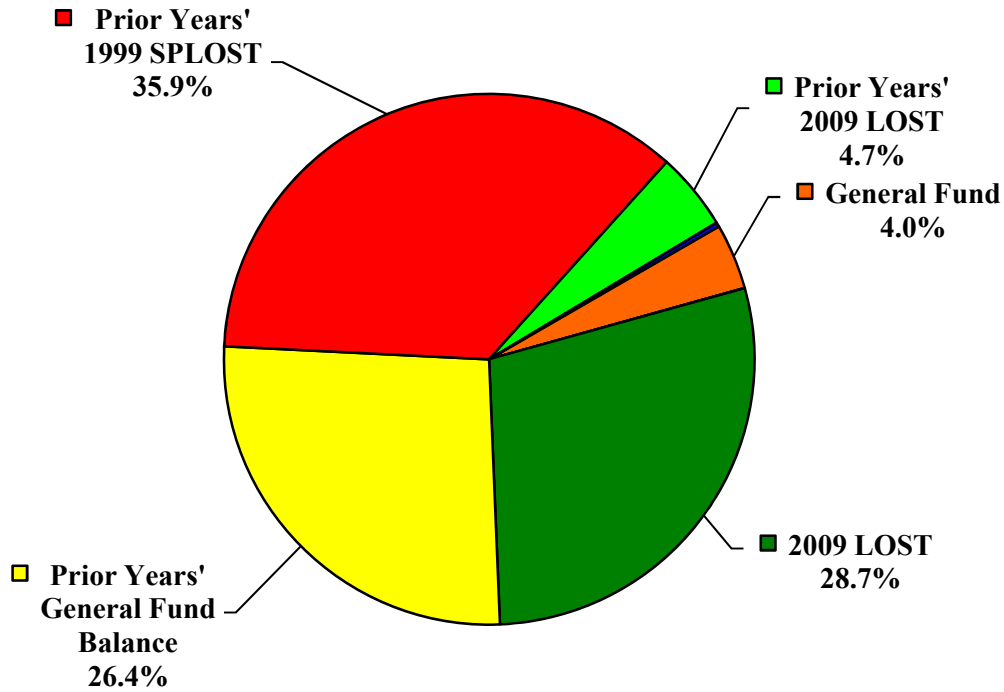
### FIVE YEAR FORECAST ALL CAPITAL IMPROVEMENT PROJECTS

		Carryforward	FY19	FY20	FY21	FY22	FY23	Total
<b>FUNDING SOURCES</b>								
Operating Funds (General Fund, Paving, Sewer)		\$ 13,670,182	\$ 7,395,608	\$ 3,650,000	\$ 3,650,000	\$ 3,650,000	\$ 4,100,000	\$ 36,115,791
Bond Proceeds		\$ 3,729,620		\$ -	\$ -	\$ -	\$ -	\$ 3,729,620
Sales Tax (2009 LOST)		\$ 7,592,949	\$ 3,717,207	\$ 2,857,922	\$ 2,907,530	\$ 2,006,254	\$ 1,750,000	\$ 20,831,862
Sales Tax (1999 SPLOST)		\$ 7,023,654		\$ -	\$ -	\$ -	\$ -	\$ 7,023,654
TSPLOST		\$ 78,975,182	\$ 4,950,000	\$ 2,500,000	\$ 2,500,000	\$ 2,500,000	\$ 2,500,000	\$ 93,925,182
<b>TOTAL FUNDING</b>		<b>\$ 110,991,588</b>	<b>\$ 16,062,815</b>	<b>\$ 9,007,922</b>	<b>\$ 9,057,530</b>	<b>\$ 8,156,254</b>	<b>\$ 8,350,000</b>	<b>\$ 161,626,109</b>
			\$ 127,054,403					
<b>TYPE OF PROJECT</b>			<b>FY19</b>	<b>FY20</b>	<b>FY21</b>	<b>FY22</b>	<b>FY23</b>	<b>Total</b>
MANAGEMENT PROJECTS			\$ 8,596,501	\$ 1,557,992	\$ 2,107,530	\$ 1,206,254	\$ 1,000,000	\$ 14,468,277
PARKS, RECREATION AND LEISURE			\$ 129,839	\$ -	\$ -	\$ -	\$ -	\$ 129,839
PUBLIC SAFETY/CRIMINAL JUSTICE			\$ 1,975,821	\$ 300,000	\$ 300,000	\$ 300,000	\$ -	\$ 2,875,821
DRAINAGE/STORMWATER PROJECTS			\$ 9,165,612	\$ 1,300,000	\$ 1,300,000	\$ 1,300,000	\$ 1,550,000	\$ 14,615,612
TRANSPORTATION PROJECTS			\$ 22,051,617	\$ 2,000,000	\$ 2,000,000	\$ 2,000,000	\$ 2,450,000	\$ 30,501,617
TSPLOST PROJECTS *			\$ 83,925,182	\$ 2,500,000	\$ 2,500,000	\$ 2,500,000	\$ 2,500,000	\$ 93,925,182
ENVIRONMENTAL/INTEGRATED WASTE			\$ 1,209,830	\$ 850,000	\$ 850,000	\$ 850,000	\$ 850,000	\$ 4,609,830
<b>TOTAL PROJECT COSTS</b>		<b>\$ -</b>	<b>\$ 127,054,403</b>	<b>\$ 8,507,992</b>	<b>\$ 9,057,530</b>	<b>\$ 8,156,254</b>	<b>\$ 8,350,000</b>	<b>\$ 161,126,179</b>
* Please note this schedule presumes that TSPLOST projects will take up to 5 years to complete, although their entire costs are included in the FY2018 CIP Budget.								

# MANAGEMENT SUMMARY

## FY19 FINANCING METHOD

**\$8,596,501**



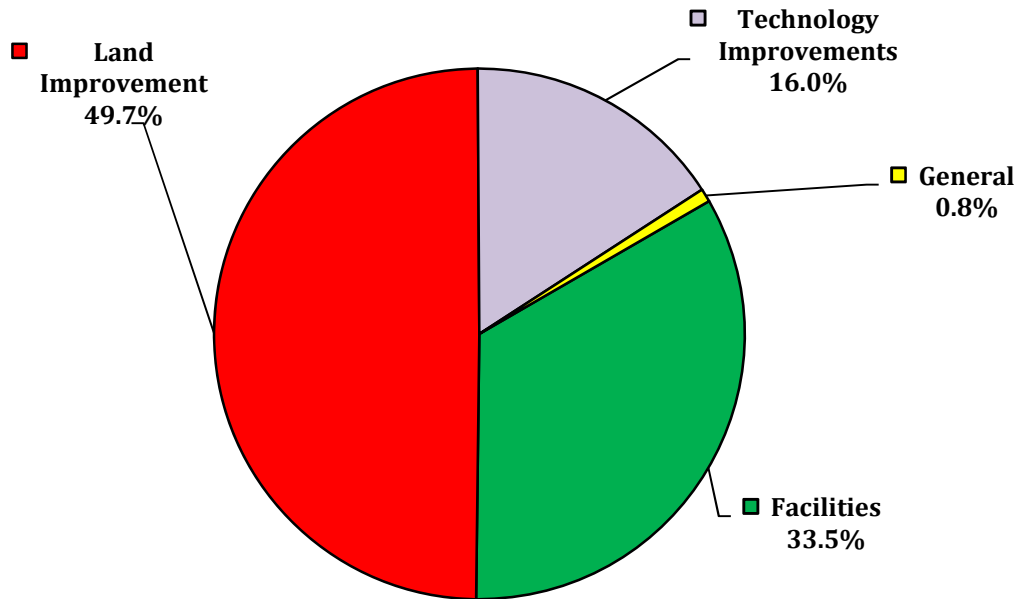
## FY19 FINANCING FOR MANAGEMENT PROJECTS

METHOD/SOURCE	AMOUNT
General Fund	\$ 344,648
1999 SPLOST	-
2009 LOST	2,464,884
Prior Years' General Fund Balance	2,271,309
Prior Years' 1999 SPLOST	3,085,679
Prior Years' 2009 LOST	405,901
Prior Years' Bond Funds	24,080
<b>FY19 TOTAL</b>	<b>\$ 8,596,501</b>

# MANAGEMENT SUMMARY

## FY19 PROJECT COSTS

**\$8,596,501**



## FY19 PROJECT COSTS

TYPE OF PROJECT	AMOUNT
Facilities	\$ 2,881,818
Land Improvement	4,273,047
Technology Improvements	1,371,757
General	69,879
<b>FY19 TOTAL</b>	<b>\$ 8,596,501</b>

# MANAGEMENT PROJECTS SUMMARY

## FIVE YEAR FORECAST MANAGEMENT CAPITAL IMPROVEMENT PROJECTS

		Carryforward	FY19	FY20	FY21	FY22	Total
<b>FUNDING SOURCES</b>							
Fund Balance		\$ 2,271,309	\$ 344,648				\$ 2,615,957
Bond Proceeds		\$ 24,080					\$ 24,080
Sales Tax (2009 LOST)		\$ 405,901	\$ 2,464,884				\$ 2,870,785
Sales Tax (1999 SPLOST)		\$ 3,085,679					\$ 3,085,679
Balance Forward							\$ -
<b>TOTAL FUNDING</b>		<b>\$ 5,786,969</b>	<b>\$ 2,809,532</b>	<b>\$ -</b>	<b>\$ -</b>	<b>\$ -</b>	<b>\$ 8,596,501</b>
			<b>\$ 8,596,501</b>				
<b>PROJECT COSTS</b>							
	Type	Prior to FY18	FY19	FY20	FY21	FY22	Total
MCSD Library	Facilities	\$ 43,214,957	\$ -				\$ 43,214,957
Bull Creek Golf Course	Facilities	\$ 2,232,308	\$ 6,773				\$ 2,239,081
Oxbow Meadows Development	Facilities	\$ 15,906,781	\$ 25,954				\$ 15,932,735
LOST Facilities	Facilities	\$ -	\$ 600,400				\$ 600,400
Various General Fund	General	\$ -	\$ 31,829				\$ 31,829
Tree Preservation and Replace	Land Improvement	\$ 104,424	\$ 14,085				\$ 118,509
Property Acquisition	Land Improvement	\$ 3,713,899	\$ 45,501				\$ 3,759,400
NFL Improvements	Land Improvement	\$ 6,368,169	\$ 1,666,982				\$ 8,035,151
Enterprise Zone	Land Improvement	\$ 4,425,617	\$ 774,862				\$ 5,200,480
Liberty District Redevelopment	Land Improvement	\$ 3,622,230	\$ 1,377,770				\$ 5,000,000
Upgrade of LGFS/GHRS System	Technology	\$ 1,814,368	\$ -				\$ 1,814,368
Health and Pension Reporting	Technology	\$ 116,025	\$ 47,975				\$ 164,000
LOST Information Technology	Technology	\$ 4,196,645	\$ 1,263,786				\$ 5,460,431
Asset Management Software	Technology	\$ -	\$ 50,000				\$ 50,000
Radio System Maintenance	Technology	\$ 40,004	\$ 9,996				\$ 50,000
Government Center Elevator	Facilities	\$ 467,800	\$ 200				\$ 468,000
FEMA-GEMA Lindsey	Land Improvement	\$ 43,099	\$ 50,276				\$ 93,375
FEMA-GEMA Riverwalk	Land Improvement	\$ 17,109	\$ 55,281				\$ 72,390
FEMA-GEMA Bradley Circle	Land Improvement	\$ -	\$ 283,290				\$ 283,290
Public Works Building Roof Replacement	Facilities	\$ 62,520	\$ 37,480				\$ 100,000
Government Center Pipe Repair	Facilities	\$ 329,290	\$ 41,710				\$ 371,000
Government Center Generator	Facilities	\$ 149,570	\$ -				\$ 149,570
Energov Upgrade	Facilities	\$ -	\$ 300,000				\$ 300,000
New Gas Pumps and Generators	Facilities	\$ -	\$ 150,000				\$ 150,000
Bull Creek Golf Course Club House	Facilities	\$ -	\$ 179,164				\$ 179,164
Government Center Uninterruptible	Facilities	\$ -	\$ 100,000				\$ 100,000
Watershed Dams Emergency Action Plan	General	\$ 76,950	\$ 38,050				\$ 115,000
Benning Park Transformer Replacement	Facilities	\$ -	\$ 100,000				\$ 100,000
Riverwalk Maintenance	Land Improvement	\$ 34,751	\$ 5,000				\$ 39,751
Public Defender's Office Expansion	Facilities	\$ 145,279	\$ 14,241				\$ 159,520
Public Works 602 11th Ave Bldg Repair	Facilities	\$ 79,998	\$ 241,168				\$ 321,166
Government Center Flooding Repairs	Facilities	\$ 789	\$ 1,084,728				\$ 1,085,517
							\$ -
<b>TOTAL PROJECT COSTS</b>		<b>\$ 87,162,583</b>	<b>\$ 8,596,501</b>	<b>\$ -</b>	<b>\$ -</b>	<b>\$ -</b>	<b>\$ 95,759,084</b>

## MUSCOGEE COUNTY SCHOOL DISTRICT LIBRARY

<b>PROJECT NAME:</b>	MCSD Library		
<b>PROJECT DESCRIPTION:</b>	Construct new 100,000 sf state-of-the-art library to replace 50-yr old facility		
<b>BENEFIT TO THE COMMUNITY:</b>	Improved access to resources for educational, leisure and research purposes for all citizens and students in the Muscogee County area		
<b>OPERATING BUDGET IMPACT:</b>	No impact on operational budget		
<b>MANAGING DEPARTMENT:</b>	PLANNING	<b>PROJECT TYPE:</b>	QUALITY OF LIFE
	0540 695 2120,		
<b>ACCOUNT CODE:</b>	0556 200 2451	<b>PROJECT NO:</b>	50500

	Prior Years	FY19	Total
<b>FUNDING SOURCES</b>			
Fund Balance			
Bond Proceeds			
Sales Tax (1999 SPLOST)	\$ 43,214,957		\$ 43,214,957
Other			
Balance Forward		\$ -	
<b>TOTAL FUNDING SOURCES</b>	<b>\$ 43,214,957</b>	<b>\$ -</b>	<b>\$ 43,214,957</b>
<b>PROJECT COSTS</b>			
Professional Services	\$ 155,723		\$ 155,723
Legal	\$ 211,607		\$ 211,607
Architect/Engineering	\$ 1,774,528		\$ 1,774,528
Appraisal/Negotiations			
Construction	\$ 25,390,979		\$ 25,390,979
Land Acquisition	\$ 2,995,435		\$ 2,995,435
Furnishings & Equipment	\$ 12,686,685		\$ 12,686,685
<b>BUDGETED EXPENDITURES</b>	<b>\$ 43,214,957</b>	<b>\$ -</b>	<b>\$ 43,214,957</b>
<b>BALANCE</b>	<b>\$ -</b>	<b>\$ -</b>	<b>\$ -</b>



## BULL CREEK GOLF COURSE

<b>PROJECT NAME:</b>	Bull Creek Golf Course		
<b>PROJECT DESCRIPTION:</b>	Renovation of Bull Creek Golf Course, including upgrades to irrigation systems, drainage, turf, sand bunkers, tee boxes, greens and cart paths		
<b>BENEFIT TO THE COMMUNITY:</b>	Improved public golf course amenity for citizens and visitors to Columbus for recreational and instructional purposes, as well as practice for local teams		
<b>OPERATING BUDGET IMPACT:</b>	Reduced operational risk for repairs or maintenance to golf course		
<b>MANAGING DEPARTMENT:</b>	BULL CREEK	<b>PROJECT TYPE:</b>	MANAGEMENT
<b>ACCOUNT CODE:</b>	0540 695 2129	<b>PROJECT NO:</b>	50502

	Prior Years	FY19	Total
<b>FUNDING SOURCES</b>			
Fund Balance			
Bond Proceeds			
Sales Tax (1999 SPLOST)	\$ 2,239,081		\$ 2,239,081
Other			
Balance Forward		\$ 6,773	
<b>TOTAL FUNDING SOURCES</b>	<b>\$ 2,239,081</b>	<b>\$ 6,773</b>	<b>\$ 2,239,081</b>
<b>PROJECT COSTS</b>			
Professional Services			
Legal			
Architect/Engineering	\$ 181,549		\$ 181,549
Appraisal/Negotiations			
Construction	\$ 2,050,759	\$ 6,773	\$ 2,057,532
Land Acquisition			
Furnishings & Equipment			
<b>BUDGETED EXPENDITURES</b>	<b>\$ 2,232,308</b>	<b>\$ 6,773</b>	<b>\$ 2,239,081</b>
<b>BALANCE</b>	<b>\$ 6,773</b>	<b>\$ -</b>	<b>\$ -</b>

## OXBOW MEADOW DEVELOPMENT

<b>PROJECT NAME:</b>	Oxbow Meadow Redevelopment		
<b>PROJECT DESCRIPTION:</b>	Redevelopment projects around the Oxbow Meadows complex		
<b>BENEFIT TO THE COMMUNITY:</b>	Improved amenities for citizens and property owners to attract patrons and visitors for recreational, instructional and educational purposes		
<b>OPERATING BUDGET IMPACT:</b>	No impact on operational budget		
<b>MANAGING DEPARTMENT:</b>	REAL ESTATE	<b>PROJECT TYPE:</b>	ECONOMIC DEVELOPMENT
<b>ACCOUNT CODE:</b>	0540 695 2135	<b>PROJECT NO:</b>	50605, 50610, 50611

	Prior Years	FY19	Total
<b>FUNDING SOURCES</b>			
Fund Balance			
Bond Proceeds			
Sales Tax (1999 SPLOST)	\$ 15,932,735		\$ 15,932,735
Other			
Balance Forward		\$ 25,954	
<b>TOTAL FUNDING SOURCES</b>	<b>\$ 15,932,735</b>	<b>\$ 25,954</b>	<b>\$ 15,932,735</b>
<b>PROJECT COSTS</b>			
Professional Services			
Legal	\$ 2,497		\$ 2,497
Architect/Engineering	\$ 1,719,112		\$ 1,719,112
Appraisal/Negotiations			
Construction	\$ 12,475,604	\$ 25,954	\$ 12,501,558
Land Acquisition	\$ 1,709,568		\$ 1,709,568
Furnishings & Equipment			
<b>BUDGETED EXPENDITURES</b>	<b>\$ 15,906,781</b>	<b>\$ 25,954</b>	<b>\$ 15,932,735</b>
<b>BALANCE</b>	<b>\$ 25,954</b>	<b>\$ -</b>	<b>\$ -</b>

## 2009 LOST: FACILITIES MAINTENANCE

<b>PROJECT NAME:</b>	LOST Facilities		
<b>PROJECT DESCRIPTION:</b>	Funding for repairs, long term maintenance, and upgrades to facilities owned and operated by the City		
<b>BENEFIT TO THE COMMUNITY:</b>	Maintains facilities for use by citizens and visitors as well as employees of City		
<b>OPERATING BUDGET IMPACT:</b>	Reduced repair and maintenance costs		
<b>MANAGING DEPARTMENT:</b>	PUBLIC WORKS	<b>PROJECT TYPE:</b>	INFRASTRUCTURE
<b>ACCOUNT CODE:</b>	0109 260 9901	<b>PROJECT NO:</b>	96001

	Prior Years	FY19	Total
<b>FUNDING SOURCES</b>			
Fund Balance			
Bond Proceeds			
Sales Tax (2009 LOST)	\$ 100,000	\$ 500,400	\$ 600,400
Other			
Balance Forward		\$ 100,000	
<b>TOTAL FUNDING SOURCES</b>	<b>\$ 100,000</b>	<b>\$ 600,400</b>	<b>\$ 600,400</b>
<b>PROJECT COSTS</b>			
Professional Services		\$ 25,000	\$ 25,000
Legal		\$ 25,000	\$ 25,000
Architect/Engineering		\$ 50,000	\$ 50,000
Appraisal/Negotiations			
Construction		\$ 500,400	\$ 500,400
Land Acquisition			
Furnishings & Equipment			
<b>BUDGETED EXPENDITURES</b>	<b>\$ -</b>	<b>\$ 600,400</b>	<b>\$ 600,400</b>
<b>BALANCE</b>	<b>\$ 100,000</b>	<b>\$ -</b>	<b>\$ -</b>

## VARIOUS MANAGEMENT PROJECTS

<b>PROJECT NAME:</b>	Various		
<b>PROJECT DESCRIPTION:</b>	Funds set aside periodically from the General Fund to finance management projects of the City		
<b>BENEFIT TO THE COMMUNITY:</b>	Meet the needs and requirements of citizens and property owners		
<b>OPERATING BUDGET IMPACT:</b>	General Fund allocations		
<b>MANAGING DEPARTMENT:</b>	Various	<b>PROJECT TYPE:</b>	MANAGEMENT
<b>ACCOUNT CODE:</b>	0508 660 1000	<b>PROJECT NO:</b>	20100

	Prior Years	FY19	Total
<b>FUNDING SOURCES</b>			
Fund Balance	\$ 31,829		\$ 31,829
Bond Proceeds			
Sales Tax			
Other			
Balance Forward		\$ 31,829	
<b>TOTAL FUNDING SOURCES</b>	<b>\$ 31,829</b>	<b>\$ 31,829</b>	<b>\$ 31,829</b>
<b>PROJECT COSTS</b>			
Professional Services			
Legal			
Architect/Engineering			
Appraisal/Negotiations			
Construction		\$ 31,829	\$ 31,829
Land Acquisition			
Furnishings & Equipment			
<b>BUDGETED EXPENDITURES</b>	<b>\$ -</b>	<b>\$ 31,829</b>	<b>\$ 31,829</b>
<b>BALANCE</b>	<b>\$ 31,829</b>	<b>\$ -</b>	<b>\$ -</b>

## TREE PRESERVATION AND REPLACEMENT

<b>PROJECT NAME:</b>	Tree Preservation and Replacement		
<b>PROJECT DESCRIPTION:</b>	Funding for the replacement and preservation of trees throughout Muscogee County		
<b>BENEFIT TO THE COMMUNITY:</b>	Preserves environmental integrity of Columbus/Muscogee County by planting or preserving existing tree population; improves aesthetics and environmental health for citizens and property owners		
<b>OPERATING BUDGET IMPACT:</b>	No impact on operational budget		
<b>MANAGING DEPARTMENT:</b>		<b>PROJECT TYPE:</b>	MANAGEMENT
<b>ACCOUNT CODE:</b>	0508 660 1000	<b>PROJECT NO:</b>	22193

	Prior Years	FY19	Total
<b>FUNDING SOURCES</b>			
Fund Balance- General Fund	\$ 118,509		\$ 118,509
Bond Proceeds			
Sales Tax			
Other			
Balance Forward		\$ 14,085	
<b>TOTAL FUNDING SOURCES</b>	<b>\$ 118,509</b>	<b>\$ 14,085</b>	<b>\$ 118,509</b>
<b>PROJECT COSTS</b>			
Professional Services	\$ 104,424	\$ 14,085	\$ 118,509
Legal			
Architect/Engineering			
Appraisal/Negotiations			
Construction			
Land Acquisition			
Furnishings & Equipment			
<b>BUDGETED EXPENDITURES</b>	<b>\$ 104,424</b>	<b>\$ 14,085</b>	<b>\$ 118,509</b>
<b>BALANCE</b>	<b>\$ 14,085</b>	<b>\$ -</b>	<b>\$ -</b>

## PROPERTY ACQUISITION

<b>PROJECT NAME:</b>	Property Acquisition		
<b>PROJECT DESCRIPTION:</b>	Funding to facilitate City's real estate purchases, including legal fees, surveys, appraisals, environmental assessments, demolitions, and site costs		
<b>BENEFIT TO THE COMMUNITY:</b>	Necessary element of community development and improvement		
<b>OPERATING BUDGET IMPACT:</b>	No impact on operational budget		
<b>MANAGING DEPARTMENT:</b>	PLANNING/REAL ESTATE	<b>PROJECT TYPE:</b>	MANAGEMENT
<b>ACCOUNT CODE:</b>	0508 660 1000	<b>PROJECT NO:</b>	22194

	Prior Years	FY19	Total
<b>FUNDING SOURCES</b>			
Fund Balance- GENERAL FUND	\$ 3,759,400		\$ 3,759,400
Bond Proceeds			
Sales Tax			
Other			
Balance Forward		\$ 45,501	
<b>TOTAL FUNDING SOURCES</b>	<b>\$ 3,759,400</b>	<b>\$ 45,501</b>	<b>\$ 3,759,400</b>
<b>PROJECT COSTS</b>			
Professional Services			
Legal	\$ 11,714		\$ 11,714
Architect/Engineering			
Appraisal/Negotiations	\$ 17,673		\$ 17,673
Construction			
Land Acquisition	\$ 3,649,512	\$ 45,501	\$ 3,695,013
Furnishings & Equipment	\$ 35,000		\$ 35,000
<b>BUDGETED EXPENDITURES</b>	<b>\$ 3,713,899</b>	<b>\$ 45,501</b>	<b>\$ 3,759,400</b>
<b>BALANCE</b>	<b>\$ 45,501</b>	<b>\$ -</b>	<b>\$ -</b>

## NEED FOR LAND (FT BENNING) IMPROVEMENTS

<b>PROJECT NAME:</b>	NFL Improvements		
<b>PROJECT DESCRIPTION:</b>	Acquisition of approximately 2,500 acres of land which was part of the Fort Benning Military Reservation and construction of roads and utilities there		
<b>BENEFIT TO THE COMMUNITY:</b>	Spur industrial, commercial and residential growth and development in the area		
<b>OPERATING BUDGET IMPACT:</b>	No impact on operational budget		
<b>MANAGING DEPARTMENT:</b>	REAL ESTATE	<b>PROJECT TYPE:</b>	ECONOMIC DEVELOPMENT
<b>ACCOUNT CODE:</b>	0540 695 2133	<b>PROJECT NO:</b>	50601

	Prior Years	FY19	Total
<b>FUNDING SOURCES</b>			
Fund Balance			
Bond Proceeds			
Sales Tax (1999 SPLOST)	\$ 8,035,151		\$ 8,035,151
Other			
Balance Forward		\$ 1,666,982	
<b>TOTAL FUNDING SOURCES</b>	<b>\$ 8,035,151</b>	<b>\$ 1,666,982</b>	<b>\$ 8,035,151</b>
<b>PROJECT COSTS</b>			
Professional Services	\$ 38,184		\$ 38,184
Legal	\$ 13,929	\$ 10,000	\$ 23,929
Architect/Engineering	\$ 1,326,028	\$ 26,799	\$ 1,352,827
Appraisal/Negotiations	\$ 27,546		\$ 27,546
Construction	\$ 2,371,795	\$ 730,918	\$ 3,102,713
Land Acquisition	\$ 2,590,687	\$ 899,265	\$ 3,489,952
Furnishings & Equipment			
<b>BUDGETED EXPENDITURES</b>	<b>\$ 6,368,169</b>	<b>\$ 1,666,982</b>	<b>\$ 8,035,151</b>
<b>BALANCE</b>	<b>\$ 1,666,982</b>	<b>\$ -</b>	<b>\$ -</b>

## ENTERPRISE ZONE

<b>PROJECT NAME:</b>	Enterprise Zone		
<b>PROJECT DESCRIPTION:</b>	Acquire and develop land for commercial and industrial purposes, infrastructure, relocation assistance, demolition and site preparation.		
<b>BENEFIT TO THE COMMUNITY:</b>	Improved commercial, industrial and residential development to facilitate economic growth as well as improved working and living environments for citizens and property owners.		
<b>OPERATING BUDGET IMPACT:</b>	No impact on operational budget		
<b>MANAGING DEPARTMENT:</b>	PLANNING/REAL ESTATE 0540 695 2131 and	<b>PROJECT TYPE:</b>	ECONOMIC DEVELOPMENT
<b>ACCOUNT CODE:</b>	0559 800 2160	<b>PROJECT NO:</b>	22942, 50603, 82070

	Prior Years	FY19	Total
<b>FUNDING SOURCES</b>			
Fund Balance	\$ 1,639,713		\$ 1,639,713
Bond Proceeds	\$ 24,080		\$ 24,080
Sales Tax (1999 SPLOST)	\$ 3,536,687		\$ 3,536,687
Other			
Balance Forward		\$ 774,862	
<b>TOTAL FUNDING SOURCES</b>	<b>\$ 5,200,480</b>	<b>\$ 774,862</b>	<b>\$ 5,200,480</b>
<b>PROJECT COSTS</b>			
Professional Services	\$ 765,358		\$ 765,358
Legal	\$ 45,092		\$ 45,092
Architect/Engineering	\$ 250,770		\$ 250,770
Appraisal/Negotiations	\$ 18,150		\$ 18,150
Construction	\$ 14,562	\$ 30,382	\$ 44,944
Land Acquisition	\$ 3,331,685	\$ 744,481	\$ 4,076,166
Furnishings & Equipment			
<b>BUDGETED EXPENDITURES</b>	<b>\$ 4,425,617</b>	<b>\$ 774,862</b>	<b>\$ 5,200,480</b>
<b>BALANCE</b>	<b>\$ 774,862</b>	<b>\$ -</b>	<b>\$ -</b>



## LIBERTY DISTRICT REDEVELOPMENT

<b>PROJECT NAME:</b>	Liberty District Redevelopment		
<b>PROJECT DESCRIPTION:</b>	Redevelopment of Liberty District, the area surrounding the historically and culturally significant Liberty Theater.		
<b>BENEFIT TO THE COMMUNITY:</b>	Improved residential and commercial amenities to attract patrons and visitors which enhances economic vitality of the area		
<b>OPERATING BUDGET IMPACT:</b>	No impact on operational budget		
<b>MANAGING DEPARTMENT:</b>	REAL ESTATE	<b>PROJECT TYPE:</b>	ECONOMIC DEVELOPMENT
<b>ACCOUNT CODE:</b>	0540 695 2134	<b>PROJECT NO:</b>	50604, 50620, 50621, 50622, 50623

	Prior Years	FY19	Total
<b>FUNDING SOURCES</b>			
Fund Balance			
Bond Proceeds			
Sales Tax (1999 SPLOST)	\$ 5,000,000		\$ 5,000,000
Other			
Balance Forward		\$ 1,377,770	
<b>TOTAL FUNDING SOURCES</b>	<b>\$ 5,000,000</b>	<b>\$ 1,377,770</b>	<b>\$ 5,000,000</b>
<b>PROJECT COSTS</b>			
Professional Services	\$ 40		\$ 40
Legal	\$ 39,439	\$ 10,000	\$ 49,439
Architect/Engineering	\$ 102,044	\$ 10,000	\$ 112,044
Appraisal/Negotiations	\$ 10,900		\$ 10,900
Construction	\$ 1,144,882	\$ 1,052,400	\$ 2,197,282
Land Acquisition	\$ 2,323,934	\$ 305,370	\$ 2,629,304
Furnishings & Equipment	\$ 991		\$ 991
<b>BUDGETED EXPENDITURES</b>	<b>\$ 3,622,230</b>	<b>\$ 1,377,770</b>	<b>\$ 5,000,000</b>
<b>BALANCE</b>	<b>\$ 1,377,770</b>	<b>\$ -</b>	<b>\$ -</b>

## UPGRADE OF LGFS/GHRS SYSTEMS

<b>PROJECT NAME:</b>	LGFS/GHRS Conversion/Implementation		
<b>PROJECT DESCRIPTION:</b>	Consultation and implementation services for upgrade of system to Advantage3.0, including AP, AR, Purchasing, Accounting, and HR		
<b>BENEFIT TO THE COMMUNITY:</b>	Allows City to provide citizens and other stakeholders information in a timely and accurate manner		
<b>OPERATING BUDGET IMPACT:</b>	Reduced resource requirement due to efficiencies of newer system		
<b>MANAGING DEPARTMENT:</b>	FINANCE/HR/IT	<b>PROJECT TYPE:</b>	MANAGEMENT
<b>ACCOUNT CODE:</b>	0508 660 1000	<b>PROJECT NO:</b>	22187

	Prior Years	FY19	Total
<b>FUNDING SOURCES</b>			
Fund Balance- GENERAL FUND	\$ 1,814,368		\$ 1,814,368
Bond Proceeds			
Sales Tax			
Other			
Balance Forward		\$ -	
<b>TOTAL FUNDING SOURCES</b>	<b>\$ 1,814,368</b>	<b>\$ -</b>	<b>\$ 1,814,368</b>
<b>PROJECT COSTS</b>			
Professional Services	\$ 1,134,195		\$ 1,134,195
Legal			
Architect/Engineering			
Appraisal/Negotiations			
Construction			
Land Acquisition			
Furnishings & Equipment	\$ 680,173		\$ 680,173
<b>BUDGETED EXPENDITURES</b>	<b>\$ 1,814,368</b>	<b>\$ -</b>	<b>\$ 1,814,368</b>
<b>BALANCE</b>	<b>\$ -</b>	<b>\$ -</b>	<b>\$ -</b>

## HEALTH AND PENSION REPORTING

<b>PROJECT NAME:</b>	Health and Pension Reports		
<b>PROJECT DESCRIPTION:</b>	Funding for actuarial services for Other Post Employment Benefits		
<b>BENEFIT TO THE COMMUNITY:</b>	Provides employees and retirees necessary information regarding post employment benefits and ensures compliance with statutory and other requirement		
<b>OPERATING BUDGET IMPACT:</b>	No impact on operational budget		
<b>MANAGING DEPARTMENT:</b>	HUMAN RESOURCES/ FINANCE	<b>PROJECT TYPE:</b>	MANAGEMENT
<b>ACCOUNT CODE:</b>	0508 660 1000	<b>PROJECT NO:</b>	22234

	Prior Years	FY19	Total
<b>FUNDING SOURCES</b>			
Fund Balance- GENERAL FUND	\$ 164,000		\$ 164,000
Bond Proceeds			
Sales Tax			
Other			
Balance Forward		\$ 47,975	
<b>TOTAL FUNDING SOURCES</b>	<b>\$ 164,000</b>	<b>\$ 47,975</b>	<b>\$ 164,000</b>
<b>PROJECT COSTS</b>			
Professional Services	\$ 116,025	\$ 47,975	\$ 164,000
Legal			
Architect/Engineering			
Appraisal/Negotiations			
Construction			
Land Acquisition			
Furnishings & Equipment			
<b>BUDGETED EXPENDITURES</b>	<b>\$ 116,025</b>	<b>\$ 47,975</b>	<b>\$ 164,000</b>
<b>BALANCE</b>	<b>\$ 47,975</b>	<b>\$ -</b>	<b>\$ -</b>

## 2009 OTHER LOST: INFORMATION TECHNOLOGY

<b>PROJECT NAME:</b>	LOST Information Technology		
<b>PROJECT DESCRIPTION:</b>	Funding for technological investment and improvement at the City.		
<b>BENEFIT TO THE COMMUNITY:</b>	Improves operational efficiencies of staff to provide better quality service to citizens.		
<b>OPERATING BUDGET IMPACT:</b>	No impact on operational budget		
<b>MANAGING DEPARTMENT:</b>	INFORMATION TECHNOLOGY	<b>PROJECT TYPE:</b>	MANAGEMENT
<b>ACCOUNT CODE:</b>	0109 210 9901	<b>PROJECT NO:</b>	90001, 90002

	Prior Years	FY19	Total
<b>FUNDING SOURCES</b>			
Fund Balance			
Bond Proceeds			
Sales Tax (2009 LOST)	\$ 4,240,110	\$ 1,220,321	\$ 5,460,431
Other			
Balance Forward		\$ 43,465	
<b>TOTAL FUNDING SOURCES</b>	<b>\$ 4,240,110</b>	<b>\$ 1,263,786</b>	<b>\$ 5,460,431</b>
<b>PROJECT COSTS</b>			
Professional Services	\$ 1,294,067	\$ 764,067	\$ 2,058,134
Legal			
Architect/Engineering			
Appraisal/Negotiations			
Construction			
Land Acquisition			
Furnishings & Equipment	\$ 2,902,578	\$ 499,719	\$ 3,402,297
<b>BUDGETED EXPENDITURES</b>	<b>\$ 4,196,645</b>	<b>\$ 1,263,786</b>	<b>\$ 5,460,431</b>
<b>BALANCE</b>	<b>\$ 43,465</b>	<b>\$ (0)</b>	<b>\$ -</b>

## ASSET MANAGEMENT SOFTWARE

<b>PROJECT NAME:</b>	Asset Management Software		
<b>PROJECT DESCRIPTION:</b>	Fund purchase and implementation of Asset Management software for City		
<b>BENEFIT TO THE COMMUNITY:</b>	Improved efficiencies and accuracies for recording and tracking City assets		
<b>OPERATING BUDGET IMPACT:</b>	No impact on operational budget		
<b>MANAGING DEPARTMENT:</b>	PUBLIC WORKS	<b>PROJECT TYPE:</b>	MANAGEMENT
<b>ACCOUNT CODE:</b>	0109 260 9901	<b>PROJECT NO:</b>	98001

	Prior Years	FY19	Total
<b>FUNDING SOURCES</b>			
Fund Balance			
Bond Proceeds			
Sales Tax (2009 LOST)	\$ 50,000		\$ 50,000
Other			
Balance Forward		\$ 50,000	
<b>TOTAL FUNDING SOURCES</b>	<b>\$ 50,000</b>	<b>\$ 50,000</b>	<b>\$ 50,000</b>
<b>PROJECT COSTS</b>			
Professional Services			
Legal			
Architect/Engineering			
Appraisal/Negotiations			
Construction			
Land Acquisition			
Furnishings & Equipment		\$ 50,000	\$ 50,000
<b>BUDGETED EXPENDITURES</b>	<b>\$ -</b>	<b>\$ 50,000</b>	<b>\$ 50,000</b>
<b>BALANCE</b>	<b>\$ 50,000</b>	<b>\$ -</b>	<b>\$ -</b>

## RADIO SYSTEM MAINTENANCE

<b>PROJECT NAME:</b>	Radio System Maintenance		
<b>PROJECT DESCRIPTION:</b>	Funding for maintenance and repairs for City's emergency communication system		
<b>BENEFIT TO THE COMMUNITY:</b>	Improved communication accessibility for emergencies and City operations		
<b>OPERATING BUDGET IMPACT:</b>	No impact on operational budget		
<b>MANAGING DEPARTMENT:</b>	PUBLIC WORKS	<b>PROJECT TYPE:</b>	MANAGEMENT
<b>ACCOUNT CODE:</b>	0109 260 9901	<b>PROJECT NO:</b>	98002

	Prior Years	FY19	Total
<b>FUNDING SOURCES</b>			
Fund Balance			
Bond Proceeds			
Sales Tax (2009 LOST)	\$ 50,000		\$ 50,000
Other			
Balance Forward		\$ 9,996	
<b>TOTAL FUNDING SOURCES</b>	<b>\$ 50,000</b>	<b>\$ 9,996</b>	<b>\$ 50,000</b>
<b>PROJECT COSTS</b>			
Professional Services	\$ 40,004		\$ 40,004
Legal			
Architect/Engineering			
Appraisal/Negotiations			
Construction			
Land Acquisition			
Furnishings & Equipment		\$ 9,996	\$ 9,996
<b>BUDGETED EXPENDITURES</b>	<b>\$ 40,004</b>	<b>\$ 9,996</b>	<b>\$ 50,000</b>
<b>BALANCE</b>	<b>\$ 9,996</b>	<b>\$ -</b>	<b>\$ -</b>

## GOVERNMENT CENTER ELEVATORS

<b>PROJECT NAME:</b>	Govt Center Elevator		
<b>PROJECT DESCRIPTION:</b>	Repair or replace existng elevator systems in the Government Center, which are so old replacement parts and service are no longer available		
<b>BENEFIT TO THE COMMUNITY:</b>	Improved safety and convenience for citizens and visitors using the Government Centers as well as employees who work in the building		
<b>OPERATING BUDGET IMPACT:</b>	No impact on operational budget		
<b>MANAGING DEPARTMENT:</b>	PUBLIC WORKS	<b>PROJECT TYPE:</b>	MANAGEMENT
<b>ACCOUNT CODE:</b>	0109 260 9901	<b>PROJECT NO:</b>	96023

	Prior Years	FY19	Total
<b>FUNDING SOURCES</b>			
Fund Balance			
Bond Proceeds			
Sales Tax (2009 LOST)	\$ 468,000		\$ 468,000
Other			
Balance Forward		\$ 200	
<b>TOTAL FUNDING SOURCES</b>	<b>\$ 468,000</b>	<b>\$ 200</b>	<b>\$ 468,000</b>
<b>PROJECT COSTS</b>			
Professional Services			
Legal			
Architect/Engineering			
Appraisal/Negotiations			
Construction	\$ 467,800	\$ 200	\$ 468,000
Land Acquisition			
Furnishings & Equipment			
<b>BUDGETED EXPENDITURES</b>	<b>\$ 467,800</b>	<b>\$ 200</b>	<b>\$ 468,000</b>
<b>BALANCE</b>	<b>\$ 200</b>	<b>\$ -</b>	<b>\$ -</b>

## FEMA/GEMA - LINDSEY DEC 2015 STORM DAMAGE

<b>PROJECT NAME:</b>	FEMA/GEMA - Lindsey Dec 2015 Storm Damage		
<b>PROJECT DESCRIPTION:</b>	Maintenance, repair, and reconstruction due from storm damage in December 2015 to the integrity of certain roadways		
<b>BENEFIT TO THE COMMUNITY:</b>	Provides a safer and more efficient roadway system for citizens, commuters, property owners and residents		
<b>OPERATING BUDGET IMPACT:</b>	Funds are leveraged with State of Georgia Department of Transportation (DOT) funds.		
<b>MANAGING DEPARTMENT:</b>	Engineering/Public Works	<b>PROJECT TYPE:</b>	MANAGEMENT
<b>ACCOUNT CODE:</b>	0508 660 1000	<b>PROJECT TYPE:</b>	22946

	Prior Years	FY19	Total
<b>FUNDING SOURCES</b>			
Fund Balance	\$ 43,099	\$ 50,276	\$ 93,375
Bond Proceeds			
Sales Tax (2009 LOST)			
Other			
Balance Forward		\$ -	
<b>TOTAL FUNDING SOURCES</b>	<b>\$ 43,099</b>	<b>\$ 50,276</b>	<b>\$ 93,375</b>
<b>PROJECT COSTS</b>			
Professional Services			
Legal			
Architect/Engineering	\$ 43,099	\$ 50,276	\$ 93,375
Appraisal/Negotiations			
Construction			
Land Acquisition			
Furnishings & Equipment			
<b>BUDGETED EXPENDITURES</b>	<b>\$ 43,099</b>	<b>\$ 50,276</b>	<b>\$ 93,375</b>
<b>BALANCE</b>	<b>\$ -</b>	<b>\$ -</b>	<b>\$ -</b>



## FEMA/GEMA - RIVERWALK DEC 2015 STORM DAMAGE

<b>PROJECT NAME:</b>	FEMA/GEMA - Riverwalk Dec 2015 Storm Damage		
<b>PROJECT DESCRIPTION:</b>	Maintenance, repair, and reconstruction due from storm damage in December 2015 to the Riverwalk which includes lights		
<b>BENEFIT TO THE COMMUNITY:</b>	Maintain extensive network of walking and biking trails which are used for recreation, sport and leisure by visitors and citizens		
<b>OPERATING BUDGET IMPACT:</b>	Funds are leveraged with State of GA Dept. of Transportation (DOT) funds. Funding reduces pressure on operating funds		
<b>MANAGING DEPARTMENT:</b>	Engineering/Public Works	<b>PROJECT TYPE:</b>	MANAGEMENT
<b>ACCOUNT CODE:</b>	0508 660 1000	<b>PROJECT NO:</b>	22947

	Prior Years	FY19	Total
<b>FUNDING SOURCES</b>			
Fund Balance	\$ 17,249	\$ 55,141	\$ 72,390
Bond Proceeds			
Sales Tax (2009 LOST)			
Other			
Balance Forward		\$ 140	
<b>TOTAL FUNDING SOURCES</b>	<b>\$ 17,249</b>	<b>\$ 55,281</b>	<b>\$ 72,390</b>
<b>PROJECT COSTS</b>			
Professional Services			
Legal			
Architect/Engineering	\$ 17,109	\$ 55,281	\$ 72,390
Appraisal/Negotiations			
Construction			
Land Acquisition			
Furnishings & Equipment			
<b>BUDGETED EXPENDITURES</b>	<b>\$ 17,109</b>	<b>\$ 55,281</b>	<b>\$ 72,390</b>
<b>BALANCE</b>	<b>\$ 140</b>	<b>\$ -</b>	<b>\$ -</b>

## FEMA/GEMA BRADLEY CIRCLE DEC. 2015 STORM DAMAGE

<b>PROJECT NAME:</b>	FEMA/GEMA Bradley Circle Dec. 2015 Storm Damage Maintenance,		
<b>PROJECT DESCRIPTION:</b>	repair, and reconstruction due from storm damage in December 2015 to the integrity of certain roadways		
<b>BENEFIT TO THE COMMUNITY:</b>	Provides a safer and more efficient roadway system for citizens, commuters, property owners and residents		
<b>OPERATING BUDGET IMPACT:</b>	Funds are leveraged with State of GA Dept. of Transportation (DOT) funds. Funding reduces pressure on operating funds		
<b>MANAGING DEPARTMENT:</b>	Engineering/Public Works	<b>PROJECT TYPE:</b>	MANAGEMENT
<b>ACCOUNT CODE:</b>	0508 660 1000	<b>PROJECT NO:</b>	22948

	Prior Years	FY19	Total
<b>FUNDING SOURCES</b>			
Fund Balance	\$ 48,458	\$ 234,832	\$ 283,290
Bond Proceeds			
Sales Tax (2009 LOST)			
Other			
Balance Forward		\$ 48,458	
<b>TOTAL FUNDING SOURCES</b>	<b>\$ 48,458</b>	<b>\$ 283,290</b>	<b>\$ 283,290</b>
<b>PROJECT COSTS</b>			
Professional Services			
Legal			
Architect/Engineering		\$ 283,290	\$ 283,290
Appraisal/Negotiations			
Construction			
Land Acquisition			
Furnishings & Equipment			
<b>BUDGETED EXPENDITURES</b>	<b>\$ -</b>	<b>\$ 283,290</b>	<b>\$ 283,290</b>
<b>BALANCE</b>	<b>\$ 48,458</b>	<b>\$ -</b>	<b>\$ -</b>

## PUBLIC WORKS BUILDING ROOF REPLACEMENT

<b>PROJECT NAME:</b>	Public Works Building Roof Replacement		
<b>PROJECT DESCRIPTION:</b>	Repair building roof at 11th Avenue facility		
<b>BENEFIT TO THE COMMUNITY:</b>	Improved safety for citizens and visitors using the Public Works Building as well as employees who work in the building		
<b>OPERATING BUDGET IMPACT:</b>	No impact on operational budget		
<b>MANAGING DEPARTMENT:</b>	PUBLIC WORKS	<b>PROJECT TYPE:</b>	MANAGEMENT
<b>ACCOUNT CODE:</b>	0109 260 9901	<b>PROJECT NO:</b>	96048

	Prior Years	FY19	Total
<b>FUNDING SOURCES</b>			
Fund Balance			
Bond Proceeds			
Sales Tax (2009 LOST)	\$ 100,000		\$ 100,000
Other			
Balance Forward		\$ 37,480	
<b>TOTAL FUNDING SOURCES</b>	<b>\$ 100,000</b>	<b>\$ 37,480</b>	<b>\$ 100,000</b>
<b>PROJECT COSTS</b>			
Professional Services			
Legal			
Architect/Engineering			
Appraisal/Negotiations			
Construction	\$ 62,520	\$ 37,480	\$ 100,000
Land Acquisition			
Furnishings & Equipment			
<b>BUDGETED EXPENDITURES</b>	<b>\$ 62,520</b>	<b>\$ 37,480</b>	<b>\$ 100,000</b>
<b>BALANCE</b>	<b>\$ 37,480</b>	<b>\$ -</b>	<b>\$ -</b>

## GOVERNMENT CENTER PIPE REPAIR

<b>PROJECT NAME:</b>	Government Center Pipe Repair		
<b>PROJECT DESCRIPTION:</b>	Repair or replace existng pipe in hot water systems in the Government Center due to corrosion over time		
<b>BENEFIT TO THE COMMUNITY:</b>	Improved safety and convenience for citizens and visitors using the Government Centers as well as employees who work in the building		
<b>OPERATING BUDGET IMPACT:</b>	No impact on operational budget		
<b>MANAGING DEPARTMENT:</b>	Engineering/Public Works	<b>PROJECT TYPE:</b>	MANAGEMENT
<b>ACCOUNT CODE:</b>	0109 260 9901	<b>PROJECT NO:</b>	96049

	Prior Years	FY19	Total
<b>FUNDING SOURCES</b>			
Fund Balance			
Bond Proceeds			
Sales Tax (2009 LOST)	\$ 371,000		\$ 371,000
Other			
Balance Forward		\$ 41,710	
<b>TOTAL FUNDING SOURCES</b>	<b>\$ 371,000</b>	<b>\$ 41,710</b>	<b>\$ 371,000</b>
<b>PROJECT COSTS</b>			
Professional Services			
Legal			
Architect/Engineering			
Appraisal/Negotiations			
Construction	\$ 329,290	\$ 41,710	\$ 371,000
Land Acquisition			
Furnishings & Equipment			
<b>BUDGETED EXPENDITURES</b>	<b>\$ 329,290</b>	<b>\$ 41,710</b>	<b>\$ 371,000</b>
<b>BALANCE</b>	<b>\$ 41,710</b>	<b>\$ -</b>	<b>\$ -</b>

## GOVERNMENT CENTER GENERATOR

<b>PROJECT NAME:</b>	Government Center Generator		
<b>PROJECT DESCRIPTION:</b>	Add on site power generator to Government Center		
<b>BENEFIT TO THE COMMUNITY:</b>	Improved safety and efficiency during power outages at Government Center		
<b>OPERATING BUDGET IMPACT:</b>	Reduced exposure to risk of emergency power outage or failure		
<b>MANAGING DEPARTMENT:</b>	PUBLIC WORKS	<b>PROJECT TYPE:</b>	MANAGEMENT
<b>ACCOUNT CODE:</b>	0109 260 9901	<b>PROJECT NO:</b>	96020

	Prior Years	FY19	Total
<b>FUNDING SOURCES</b>			
Fund Balance			
Bond Proceeds			
Sales Tax (2009 LOST)	\$ 149,570		\$ 149,570
Other			
Balance Forward		\$ -	
<b>TOTAL FUNDING SOURCES</b>	<b>\$ 149,570</b>	<b>\$ -</b>	<b>\$ 149,570</b>
<b>PROJECT COSTS</b>			
Professional Services			
Legal			
Architect/Engineering			
Appraisal/Negotiations			
Construction			
Land Acquisition			
Furnishings & Equipment	\$ 149,570		\$ 149,570
<b>BUDGETED EXPENDITURES</b>	<b>\$ 149,570</b>	<b>\$ -</b>	<b>\$ 149,570</b>
<b>BALANCE</b>	<b>\$ -</b>	<b>\$ -</b>	<b>\$ -</b>

## ENERGOV UPGRADE

<b>PROJECT NAME:</b>	Energov Upgrade		
<b>PROJECT DESCRIPTION:</b>	Consultation and implementation services for upgrade of Energov system which is used by multiple departments within the city		
<b>BENEFIT TO THE COMMUNITY:</b>	Improved efficiencies and accuracies for recording and tracking City assets		
<b>OPERATING BUDGET IMPACT:</b>	No impact on operational budget		
<b>MANAGING DEPARTMENT:</b>	INFORMATION TECHNOLOGY	<b>PROJECT TYPE:</b>	MANAGEMENT
<b>ACCOUNT CODE:</b>	0109 210 9901	<b>PROJECT NO:</b>	90003

	Prior Years	FY19	Total
<b>FUNDING SOURCES</b>			
Fund Balance			
Bond Proceeds			
Sales Tax (2009 LOST)		\$ 300,000	\$ 300,000
Other			
Balance Forward		\$ -	
<b>TOTAL FUNDING SOURCES</b>	<b>\$ -</b>	<b>\$ 300,000</b>	<b>\$ 300,000</b>
<b>PROJECT COSTS</b>			
Professional Services			
Legal			
Architect/Engineering			
Appraisal/Negotiations			
Construction			
Land Acquisition			
Furnishings & Equipment		\$ 300,000	\$ 300,000
<b>BUDGETED EXPENDITURES</b>	<b>\$ -</b>	<b>\$ 300,000</b>	<b>\$ 300,000</b>
<b>BALANCE</b>	<b>\$ -</b>	<b>\$ -</b>	<b>\$ -</b>

## NEW GAS PUMPS AND GENERATORS

<b>PROJECT NAME:</b>	New Gas Pumps and Generators		
<b>PROJECT DESCRIPTION:</b>	Replace existing pumps and generators at the Fleet Station		
<b>BENEFIT TO THE COMMUNITY:</b>	Improved efficiencies and accuracies for recording fueling costs at all departments across the City		
<b>OPERATING BUDGET IMPACT:</b>	Reduces fueling costs by purchasing at a discounted rate		
<b>MANAGING DEPARTMENT:</b>	PUBLIC WORKS	<b>PROJECT TYPE:</b>	MANAGEMENT
<b>ACCOUNT CODE:</b>	0109 260 9901	<b>PROJECT NO:</b>	96056

	Prior Years	FY19	Total
<b>FUNDING SOURCES</b>			
Fund Balance			
Bond Proceeds			
Sales Tax (2009 LOST)		\$ 150,000	\$ 150,000
Other			
Balance Forward		\$ -	
<b>TOTAL FUNDING SOURCES</b>	<b>\$ -</b>	<b>\$ 150,000</b>	<b>\$ 150,000</b>
<b>PROJECT COSTS</b>			
Professional Services			
Legal			
Architect/Engineering			
Appraisal/Negotiations			
Construction			
Land Acquisition			
Furnishings & Equipment		\$ 150,000	\$ 150,000
<b>BUDGETED EXPENDITURES</b>	<b>\$ -</b>	<b>\$ 150,000</b>	<b>\$ 150,000</b>
<b>BALANCE</b>	<b>\$ -</b>	<b>\$ -</b>	<b>\$ -</b>

## RE-ROOF BULL CREEK GOLF CLUB HOUSE

<b>PROJECT NAME:</b>	Re-roof Bull Creek Golf Club House		
<b>PROJECT DESCRIPTION:</b>	Repair building roof at Bull Creek Golf Course Club House		
<b>BENEFIT TO THE COMMUNITY:</b>	Improved safety for employees, citizens and visitors who work and use the Bull Creek Club House		
<b>OPERATING BUDGET IMPACT:</b>	No impact on operational budget		
<b>MANAGING DEPARTMENT:</b>	PUBLIC WORKS	<b>PROJECT TYPE:</b>	MANAGEMENT
<b>ACCOUNT CODE:</b>	0109 260 9901	<b>PROJECT NO:</b>	96057

	Prior Years	FY19	Total
<b>FUNDING SOURCES</b>			
Fund Balance			
Bond Proceeds			
Sales Tax (2009 LOST)		\$ 179,164	\$ 179,164
Other			
Balance Forward		\$ -	
<b>TOTAL FUNDING SOURCES</b>	<b>\$ -</b>	<b>\$ 179,164</b>	<b>\$ 179,164</b>
<b>PROJECT COSTS</b>			
Professional Services			
Legal			
Architect/Engineering			
Appraisal/Negotiations			
Construction		\$ 179,164	\$ 179,164
Land Acquisition			
Furnishings & Equipment			
<b>BUDGETED EXPENDITURES</b>	<b>\$ -</b>	<b>\$ 179,164</b>	<b>\$ 179,164</b>
<b>BALANCE</b>	<b>\$ -</b>	<b>\$ -</b>	<b>\$ -</b>



## GOVERNMENT CENTER UNINTERRUPTIBLE POWER SUPPLY

<b>PROJECT NAME:</b>	Government Center Uninterruptible		
<b>PROJECT DESCRIPTION:</b>	Uninterruptible power supply for Critical Systems at the Government Center		
<b>BENEFIT TO THE COMMUNITY:</b>	Ensuring that critical systems remain running in the event of extended power outage		
<b>OPERATING BUDGET IMPACT:</b>	No impact on operational budget		
<b>MANAGING DEPARTMENT:</b>	PUBLIC WORKS	<b>PROJECT TYPE:</b>	MANAGEMENT
<b>ACCOUNT CODE:</b>	0109 260 9901	<b>PROJECT NO:</b>	96053

	Prior Years	FY19	Total
<b>FUNDING SOURCES</b>			
Fund Balance			
Bond Proceeds			
Sales Tax (2009 LOST)		\$ 100,000	\$ 100,000
Other			
Balance Forward		\$ -	
<b>TOTAL FUNDING SOURCES</b>	<b>\$ -</b>	<b>\$ 100,000</b>	<b>\$ 100,000</b>
<b>PROJECT COSTS</b>			
Professional Services			
Legal			
Architect/Engineering			
Appraisal/Negotiations			
Construction			
Land Acquisition			
Furnishings & Equipment		\$ 100,000	\$ 100,000
<b>BUDGETED EXPENDITURES</b>	<b>\$ -</b>	<b>\$ 100,000</b>	<b>\$ 100,000</b>
<b>BALANCE</b>	<b>\$ -</b>	<b>\$ -</b>	<b>\$ -</b>

## WATERSHED DAMS EMERGENCY ACTION PLAN

<b>PROJECT NAME:</b>	Watershed Dams Emergency Action Plan		
<b>PROJECT DESCRIPTION:</b>	This Action Plan is mandated by the State. It determines Impact Zone and Response Plan if any of the Flood Control Watershed Dams were breached		
<b>BENEFIT TO THE COMMUNITY:</b>	To provide safety to the citizens of Columbus and surrounding areas		
<b>OPERATING BUDGET IMPACT:</b>	No impact on operational budget		
<b>MANAGING DEPARTMENT:</b>	ENGINEERING	<b>PROJECT TYPE:</b>	MANAGEMENT
<b>ACCOUNT CODE:</b>	0109 250 9901	<b>PROJECT NO:</b>	94014

	Prior Years	FY19	Total
<b>FUNDING SOURCES</b>			
Fund Balance			
Bond Proceeds			
Sales Tax (2009 LOST)	\$ 115,000		\$ 115,000
Other			
Balance Forward		\$ 38,050	
<b>TOTAL FUNDING SOURCES</b>	<b>\$ 115,000</b>	<b>\$ 38,050</b>	<b>\$ 115,000</b>
<b>PROJECT COSTS</b>			
Professional Services			
Legal			
Architect/Engineering	\$ 76,950	\$ 38,050	\$ 115,000
Appraisal/Negotiations			
Construction			
Land Acquisition			
Furnishings & Equipment			
<b>BUDGETED EXPENDITURES</b>	<b>\$ 76,950</b>	<b>\$ 38,050</b>	<b>\$ 115,000</b>
<b>BALANCE</b>	<b>\$ 38,050</b>	<b>\$ -</b>	<b>\$ -</b>

## BENNING PARK TRANSFORMER REPLACEMENT

<b>PROJECT NAME:</b>	Benning Park Transformer Replacement		
<b>PROJECT DESCRIPTION:</b>	Replacement of a 1,000 amp main transformer and lighting controls for each ballfield		
<b>BENEFIT TO THE COMMUNITY:</b>	Ensuring the safety of anyone repairing or using these ballfields		
<b>OPERATING BUDGET IMPACT:</b>	No impact on operational budget		
<b>MANAGING DEPARTMENT:</b>	PUBLIC WORKS	<b>PROJECT TYPE:</b>	MANAGEMENT
<b>ACCOUNT CODE:</b>	0109 260 9901	<b>PROJECT NO:</b>	96051

	Prior Years	FY19	Total
<b>FUNDING SOURCES</b>			
Fund Balance			
Bond Proceeds			
Sales Tax (2009 LOST)	\$ 85,000	\$ 15,000	\$ 100,000
Other			
Balance Forward		\$ 85,000	
<b>TOTAL FUNDING SOURCES</b>	<b>\$ 85,000</b>	<b>\$ 100,000</b>	<b>\$ 100,000</b>
<b>PROJECT COSTS</b>			
Professional Services			
Legal			
Architect/Engineering			
Appraisal/Negotiations			
Construction		\$ 100,000	\$ 100,000
Land Acquisition			
Furnishings & Equipment			
<b>BUDGETED EXPENDITURES</b>	<b>\$ -</b>	<b>\$ 100,000</b>	<b>\$ 100,000</b>
<b>BALANCE</b>	<b>\$ 85,000</b>	<b>\$ -</b>	<b>\$ -</b>

## RIVERWALK MAINTENANCE

<b>PROJECT NAME:</b>	Riverwalk Maintenance		
<b>PROJECT DESCRIPTION:</b>	Funds set aside periodically to finance Riverwalk Maintenance projects for the City		
<b>BENEFIT TO THE COMMUNITY:</b>	Provide maintenance for the Riverwalk		
<b>OPERATING BUDGET IMPACT:</b>	No impact on operational budget		
<b>MANAGING DEPARTMENT:</b>	VARIOUS	<b>PROJECT TYPE:</b>	MANAGEMENT
<b>ACCOUNT CODE:</b>	0508 660 1000	<b>PROJECT NO:</b>	22913

	Prior Years	FY19	Total
<b>FUNDING SOURCES</b>			
Fund Balance	\$ 39,751		\$ 39,751
Bond Proceeds			
Sales Tax (2009 LOST)			
Other			
Balance Forward		\$ 5,000	
<b>TOTAL FUNDING SOURCES</b>	<b>\$ 39,751</b>	<b>\$ 5,000</b>	<b>\$ 39,751</b>
<b>PROJECT COSTS</b>			
Professional Services			
Legal			
Architect/Engineering			
Appraisal/Negotiations			
Construction			
Land Acquisition			
Furnishings & Equipment	\$ 34,751	\$ 5,000	\$ 39,751
<b>BUDGETED EXPENDITURES</b>	<b>\$ 34,751</b>	<b>\$ 5,000</b>	<b>\$ 39,751</b>
<b>BALANCE</b>	<b>\$ 5,000</b>	<b>\$ -</b>	<b>\$ -</b>

## PUBLIC DEFENDER'S OFFICE EXPANSION

<b>PROJECT NAME:</b>	Public Defender's Office Expansion		
<b>PROJECT DESCRIPTION:</b>	Repair and renovate office space at the Public Defender's office		
<b>BENEFIT TO THE COMMUNITY:</b>	To ensure compliance with health and safety codes		
<b>OPERATING BUDGET IMPACT:</b>	No impact on operational budget		
<b>MANAGING DEPARTMENT:</b>	VARIOUS	<b>PROJECT TYPE:</b>	MANAGEMENT
<b>ACCOUNT CODE:</b>	0508 660 1000	<b>PROJECT NO:</b>	22951

	Prior Years	FY19	Total
<b>FUNDING SOURCES</b>			
Fund Balance	\$ 155,121	\$ 4,399	\$ 159,520
Bond Proceeds			
Sales Tax (2009 LOST)			
Other			
Balance Forward		\$ 9,842	
<b>TOTAL FUNDING SOURCES</b>	<b>\$ 155,121</b>	<b>\$ 14,241</b>	<b>\$ 159,520</b>
<b>PROJECT COSTS</b>			
Professional Services			
Legal			
Architect/Engineering	\$ 4,400		\$ 4,400
Appraisal/Negotiations			
Construction	\$ 140,879	\$ 14,241	\$ 155,120
Land Acquisition			
Furnishings & Equipment			
<b>BUDGETED EXPENDITURES</b>	<b>\$ 145,279</b>	<b>\$ 14,241</b>	<b>\$ 159,520</b>
<b>BALANCE</b>	<b>\$ 9,842</b>	<b>\$ -</b>	<b>\$ -</b>

## PUBLIC WORKS 602 11TH AVE BUILDING REPAIRS

<b>PROJECT NAME:</b>	Public Works 602 11th Ave Building Repairs		
<b>PROJECT DESCRIPTION:</b>	Replacement of the Facilities Maintenance administrative offices and the electrical shop due to fire		
<b>BENEFIT TO THE COMMUNITY:</b>	Improved safety for citizens and visitors using the Public Works Building as well as employees who work in the building		
<b>OPERATING BUDGET IMPACT:</b>	No impact on operational budget		
<b>MANAGING DEPARTMENT:</b>	VARIOUS	<b>PROJECT TYPE:</b>	MANAGEMENT
<b>ACCOUNT CODE:</b>	0508 660 1000	<b>PROJECT NO:</b>	22952

	Prior Years	FY19	Total
<b>FUNDING SOURCES</b>			
Fund Balance	\$ 321,166		\$ 321,166
Bond Proceeds			
Sales Tax (2009 LOST)			
Other			
Balance Forward		\$ 241,168	
<b>TOTAL FUNDING SOURCES</b>	<b>\$ 321,166</b>	<b>\$ 241,168</b>	<b>\$ 321,166</b>
<b>PROJECT COSTS</b>			
Professional Services			
Legal			
Architect/Engineering			
Appraisal/Negotiations			
Construction	\$ 40,901	\$ 241,138	\$ 282,039
Land Acquisition			
Furnishings & Equipment	\$ 39,097	\$ 30	\$ 39,127
<b>BUDGETED EXPENDITURES</b>	<b>\$ 79,998</b>	<b>\$ 241,168</b>	<b>\$ 321,166</b>
<b>BALANCE</b>	<b>\$ 241,168</b>	<b>\$ -</b>	<b>\$ -</b>

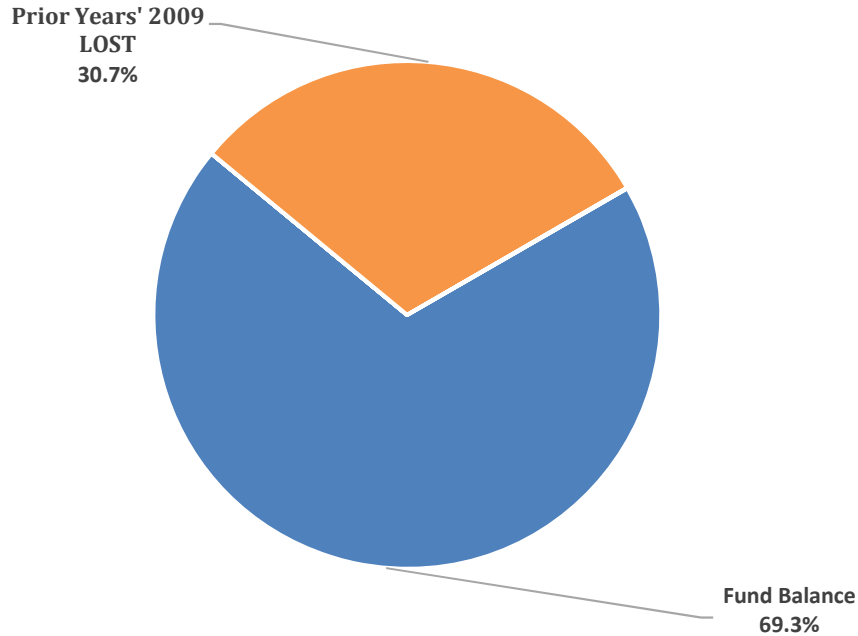
## GOVERNMENT CENTER FLOODING REPAIRS

<b>PROJECT NAME:</b>	Government Center Flooding Repairs		
<b>PROJECT DESCRIPTION:</b>	Maintenance, repair, and reconstruction due from water damage from a water pipe that busted in June 2018		
<b>BENEFIT TO THE COMMUNITY:</b>	Provides a safer and cleaner environment for citizens, employees, and visitors to the Government Center		
<b>OPERATING BUDGET IMPACT:</b>	No impact on operational budget		
<b>MANAGING DEPARTMENT:</b>	VARIOUS	<b>PROJECT TYPE:</b>	MANAGEMENT
<b>ACCOUNT CODE:</b>	0508 660 1000	<b>PROJECT NO:</b>	22953

	Prior Years	FY19	Total
<b>FUNDING SOURCES</b>			
Fund Balance	\$ 1,085,517		\$ 1,085,517
Bond Proceeds			
Sales Tax (2009 LOST)			
Other			
Balance Forward		\$ 1,084,728	
<b>TOTAL FUNDING SOURCES</b>	<b>\$ 1,085,517</b>	<b>\$ 1,084,728</b>	<b>\$ 1,085,517</b>
<b>PROJECT COSTS</b>			
Professional Services		\$ 100,000	\$ 100,000
Legal			
Architect/Engineering			
Appraisal/Negotiations			
Construction	\$ 789	\$ 916,849	\$ 917,638
Land Acquisition		\$ 56,133	\$ 56,133
Furnishings & Equipment		\$ 11,746	\$ 11,746
<b>BUDGETED EXPENDITURES</b>	<b>\$ 789</b>	<b>\$ 1,084,728</b>	<b>\$ 1,085,517</b>
<b>BALANCE</b>	<b>\$ 1,084,728</b>	<b>\$ -</b>	<b>\$ -</b>

# PARKS, RECREATION & LEISURE SUMMARY

## FY19 FINANCING METHOD \$129,839



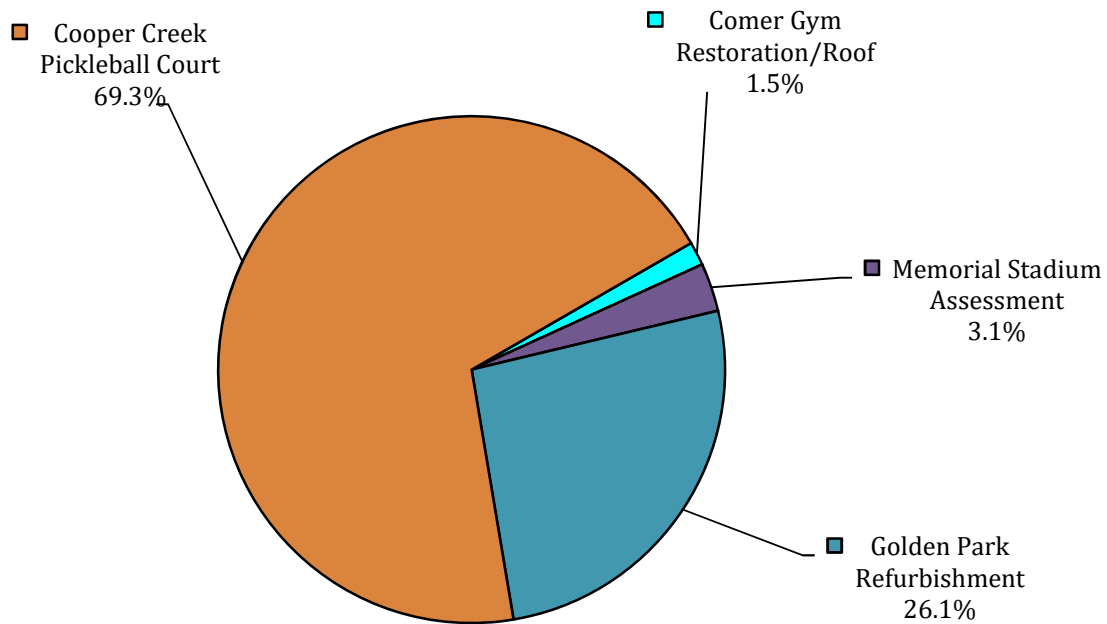
## FY19 FINANCING FOR PARKS & RECREATION PROJECTS

METHOD/SOURCE	AMOUNT
Fund Balance	\$ 90,000
1999 SPLOST	-
Prior Years' Fund	-
2009 LOST	-
Prior Years' 1999 SPLOST	-
Prior Years' 2009 LOST	39,839
Prior Years' Bond Funds	-
<b>FY19 TOTAL</b>	<b>\$ 129,839</b>



# PARKS, RECREATION & LEISURE SUMMARY

## FY19 PROJECT COSTS \$129,839



## FY19 PARKS & RECREATION PROJECTS

PROJECT	AMOUNT
Comer Gym Restoration/Roof	\$ 1,977
Outdoor Pools Repair	-
Cooper Creek Expansion	-
Memorial Stadium Assessment	4,000
Golden Park Refurbishment	33,862
Cooper Creek Pickleball Court	90,000
<b>FY19 TOTAL</b>	<b>\$ 129,839</b>

# PARKS, RECREATION AND LEISURE SUMMARY

## FIVE YEAR FORECAST PARKS, RECREATION AND LEISURE CAPITAL IMPROVEMENT PROJECTS

			Carryforward	FY19	FY20	FY21	FY22	Total
<b>FUNDING SOURCES</b>								
Fund Balance				\$ 90,000				\$ 90,000
Bond Proceeds								\$ -
Sales Tax (2009 LOST)			\$ 39,839	\$ -				\$ 39,839
Sales Tax (1999 SPLOST)								\$ -
Balance Forward								\$ -
<b>TOTAL FUNDING</b>			<b>\$ 39,839</b>	<b>\$ 90,000</b>	<b>\$ -</b>	<b>\$ -</b>	<b>\$ -</b>	<b>\$ 129,839</b>
				<b>\$ 129,839</b>				
<b>PROJECT COSTS</b>								
Comer Gym Restoration		Parks & Rec	\$ 2,577,608	\$ 1,977				\$ 2,579,585
Outdoor Pools Repair		Parks & Rec	\$ 600,000	\$ -				\$ 600,000
Cooper Creek Expansion		Parks & Rec	\$ 1,500,000	\$ -				\$ 1,500,000
Memorial Stadium Assessment		Parks & Rec	\$ 2,000	\$ 4,000				\$ 6,000
Golden Park Refurbishment		Parks & Rec	\$ 25,716	\$ 33,862				\$ 59,578
Cooper Creek Pickleball Court		Parks & Rec	\$ -	\$ 90,000				\$ 90,000
<b>TOTAL PROJECT COSTS</b>			<b>\$ 4,705,324</b>	<b>\$ 129,839</b>	<b>\$ -</b>	<b>\$ -</b>	<b>\$ -</b>	<b>\$ 4,835,163</b>

## COMER GYM RESTORATION

<b>PROJECT NAME:</b>	Comer Gym Restoration		
<b>PROJECT DESCRIPTION:</b>	Restoration of Comer Gym		
<b>BENEFIT TO THE COMMUNITY:</b>	Citizens benefit from the use of an improved recreational facility with both historic and cultural significance. Facility provides recreation and other citizen activities		
<b>OPERATING BUDGET IMPACT:</b>	No impact on operational budget		
<b>MANAGING DEPARTMENT:</b>	PARKS AND RECREATION 0508 660 1000 and	<b>PROJECT TYPE:</b>	PARKS, RECREATION AND LEISURE
<b>ACCOUNT CODE:</b>	0109 260 9901	<b>PROJECT NO:</b>	22928, 96017, 96028

	Prior Years	FY19	Total
<b>FUNDING SOURCES</b>			
Fund Balance -General Fund	\$ 766,924		\$ 766,924
Bond Proceeds			
Sales Tax (2009 LOST)	\$ 1,812,661		\$ 1,812,661
Other			
Balance Forward		\$ 1,977	
<b>TOTAL FUNDING SOURCES</b>	<b>\$ 2,579,585</b>	<b>\$ 1,977</b>	<b>\$ 2,579,585</b>
<b>PROJECT COSTS</b>			
Professional Services			
Legal			
Architect/Engineering	\$ 11,154		\$ 11,154
Appraisal/Negotiations			
Construction	\$ 2,556,467	\$ 1,977	\$ 2,558,444
Land Acquisition			
Furnishings & Equipment	\$ 9,987		\$ 9,987
<b>BUDGETED EXPENDITURES</b>	<b>\$ 2,577,608</b>	<b>\$ 1,977</b>	<b>\$ 2,579,585</b>
<b>BALANCE</b>	<b>\$ 1,977</b>	<b>\$ -</b>	<b>\$ -</b>

## OUTDOOR POOL REPAIRS

<b>PROJECT NAME:</b>	Shirley Winston, Rigdon Park, Psalmond Rd and Dbl Churches Pools		
<b>PROJECT DESCRIPTION:</b>	Structural repairs for Shirley Winston, Rigdon Park, Psalmond Rd and Double Churches Pools		
<b>BENEFIT TO THE COMMUNITY:</b>	Provide a comfortable, safe and enjoyable amenity facility for citizens		
<b>OPERATING BUDGET IMPACT:</b>	No impact on operational budget		
<b>MANAGING DEPARTMENT:</b>	PARKS AND RECREATION	<b>PROJECT TYPE:</b>	PARKS, RECREATION AND LEISURE
<b>ACCOUNT CODE:</b>	0109 260 9901	<b>PROJECT NO:</b>	96035, 96036, 96037, 96038

	Prior Years	FY19	Total
<b>FUNDING SOURCES</b>			
Fund Balance			
Bond Proceeds			
Sales Tax (2009 LOST)	\$ 600,000		\$ 600,000
Other			
Balance Forward			
<b>TOTAL FUNDING SOURCES</b>	<b>\$ 600,000</b>	<b>\$ -</b>	<b>\$ 600,000</b>
<b>PROJECT COSTS</b>			
Professional Services			
Legal			
Architect/Engineering			
Appraisal/Negotiations			
Construction	\$ 600,000		\$ 600,000
Land Acquisition			
Furnishings & Equipment			
<b>BUDGETED EXPENDITURES</b>	<b>\$ 600,000</b>	<b>\$ -</b>	<b>\$ 600,000</b>
<b>BALANCE</b>	<b>\$ -</b>	<b>\$ -</b>	<b>\$ -</b>

## COOPER CREEK EXPANSION CONSTRUCTION

<b>PROJECT NAME:</b>	Cooper Creek Expansion Construction		
<b>PROJECT DESCRIPTION:</b>	Expansion of the Cooper Creek Tennis Courts		
<b>BENEFIT TO THE COMMUNITY:</b>	Provide a club house and additional tennis courts to citizens		
<b>OPERATING BUDGET IMPACT:</b>	No impact on operational budget		
<b>MANAGING DEPARTMENT:</b>	PARKS AND RECREATION	<b>PROJECT TYPE:</b>	PARKS, RECREATION AND LEISURE
<b>ACCOUNT CODE:</b>	0109 260 9901	<b>PROJECT NO:</b>	96039

	Prior Years	FY19	Total
<b>FUNDING SOURCES</b>			
Fund Balance			
Bond Proceeds			
Sales Tax (2009 LOST)	\$ 1,500,000		\$ 1,500,000
Other			
Balance Forward			
<b>TOTAL FUNDING SOURCES</b>	<b>\$ 1,500,000</b>	<b>\$ -</b>	<b>\$ 1,500,000</b>
<b>PROJECT COSTS</b>			
Professional Services			
Legal			
Architect/Engineering			
Appraisal/Negotiations			
Construction	\$ 1,500,000		\$ 1,500,000
Land Acquisition			
Furnishings & Equipment			
<b>BUDGETED EXPENDITURES</b>	<b>\$ 1,500,000</b>	<b>\$ -</b>	<b>\$ 1,500,000</b>
<b>BALANCE</b>	<b>\$ -</b>	<b>\$ -</b>	<b>\$ -</b>

# MEMORIAL STADIUM STRUCTURAL ASSESSMENT

<b>PROJECT NAME:</b>	Memorial Stadium Structural Assessment		
<b>PROJECT DESCRIPTION:</b>	Structural Assessment of football stadium for repairs		
<b>BENEFIT TO THE COMMUNITY:</b>	Provide a comfortable, safe and enjoyable amenity facility for citizens		
<b>OPERATING BUDGET IMPACT:</b>	No impact on operational budget		
<b>MANAGING DEPARTMENT:</b>	PARKS AND RECREATION	<b>PROJECT TYPE:</b>	PARKS, RECREATION AND LEISURE
<b>ACCOUNT CODE:</b>	0109 260 9901	<b>PROJECT NO:</b>	96029

	Prior Years	FY19	Total
<b>FUNDING SOURCES</b>			
Fund Balance			
Bond Proceeds			
Sales Tax (2009 LOST)	\$ 6,000		\$ 6,000
Other			
Balance Forward		\$ 4,000	
<b>TOTAL FUNDING SOURCES</b>	<b>\$ 6,000</b>	<b>\$ 4,000</b>	<b>\$ 6,000</b>
<b>PROJECT COSTS</b>			
Professional Services			
Legal			
Architect/Engineering	\$ 2,000	\$ 4,000	\$ 6,000
Appraisal/Negotiations			
Construction			
Land Acquisition			
Furnishings & Equipment			
<b>BUDGETED EXPENDITURES</b>	<b>\$ 2,000</b>	<b>\$ 4,000</b>	<b>\$ 6,000</b>
<b>BALANCE</b>	<b>\$ 4,000</b>	<b>\$ -</b>	<b>\$ -</b>

## GOLDEN PARK REFURBISHMENT

<b>PROJECT NAME:</b>	Golden Park Refurbishment		
<b>PROJECT DESCRIPTION:</b>	Structural repairs to recreational facility.		
<b>BENEFIT TO THE COMMUNITY:</b>	Provide a more comfortable, safe and enjoyable facility for citizens		
<b>OPERATING BUDGET IMPACT:</b>	No impact on operational budget		
<b>MANAGING DEPARTMENT:</b>	PARKS AND RECREATION	<b>PROJECT TYPE:</b>	PARKS, RECREATION AND LEISURE
<b>ACCOUNT CODE:</b>	0109 260 9901	<b>PROJECT NO:</b>	96047

	Prior Years	FY19	Total
<b>FUNDING SOURCES</b>			
Fund Balance			
Bond Proceeds			
Sales Tax (2009 LOST)	\$ 59,578		\$ 59,578
Other			
Balance Forward		\$ 33,862	
<b>TOTAL FUNDING SOURCES</b>	<b>\$ 59,578</b>	<b>\$ 33,862</b>	<b>\$ 59,578</b>
<b>PROJECT COSTS</b>			
Professional Services	\$ 3,000	\$ 3,950	\$ 6,950
Legal			
Architect/Engineering	\$ 3,216	\$ 4,235	\$ 7,451
Appraisal/Negotiations			
Construction	\$ 19,500	\$ 25,677	\$ 45,177
Land Acquisition			
Furnishings & Equipment			
<b>BUDGETED EXPENDITURES</b>	<b>\$ 25,716</b>	<b>\$ 33,862</b>	<b>\$ 59,578</b>
<b>BALANCE</b>	<b>\$ 33,862</b>	<b>\$ -</b>	<b>\$ -</b>

## COOPER CREEK TENNIS CENTER PICKLEBALL COURTS

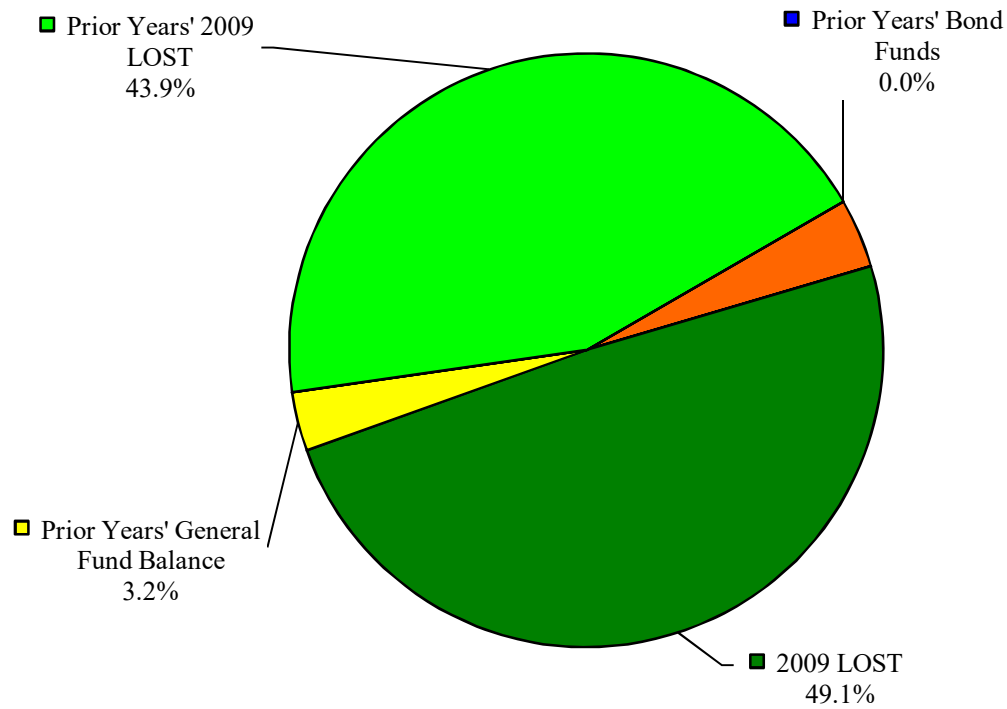
<b>PROJECT NAME:</b>	Cooper Creek Tennis Center Pickleball Courts		
<b>PROJECT DESCRIPTION:</b>	This project will build 6 Pickleball Courts with lights and fencing		
<b>BENEFIT TO THE COMMUNITY:</b>	Pickleball is one of the fastest growing sports throughout the United States. These courts will provide yet another activity for the community that addresses health, wellness and quality of life issues.		
<b>OPERATING BUDGET IMPACT:</b>	A small impact on the operating budget in that existing staff will maintain these courts as well as the others at the complex.		
<b>MANAGING DEPARTMENT:</b>	VARIOUS	<b>PROJECT TYPE:</b>	MANAGEMENT
<b>ACCOUNT CODE:</b>	0508 660 1000	<b>PROJECT NO:</b>	22954

	Prior Years	FY19	Total
<b>FUNDING SOURCES</b>			
Fund Balance		\$ 90,000	\$ 90,000
Bond Proceeds			
Sales Tax (2009 LOST)			
Other			
Balance Forward		\$ -	
<b>TOTAL FUNDING SOURCES</b>	<b>\$ -</b>	<b>\$ 90,000</b>	<b>\$ 90,000</b>
<b>PROJECT COSTS</b>			
Professional Services		\$ 10,000	\$ 10,000
Legal			
Architect/Engineering			
Appraisal/Negotiations			
Construction		\$ 80,000	\$ 80,000
Land Acquisition			
Furnishings & Equipment			
<b>BUDGETED EXPENDITURES</b>	<b>\$ -</b>	<b>\$ 90,000</b>	<b>\$ 90,000</b>
<b>BALANCE</b>	<b>\$ -</b>	<b>\$ -</b>	<b>\$ -</b>



# PUBLIC SAFETY/CRIMINAL JUSTICE SUMMARY

## FY19 FINANCING METHOD \$1,975,821

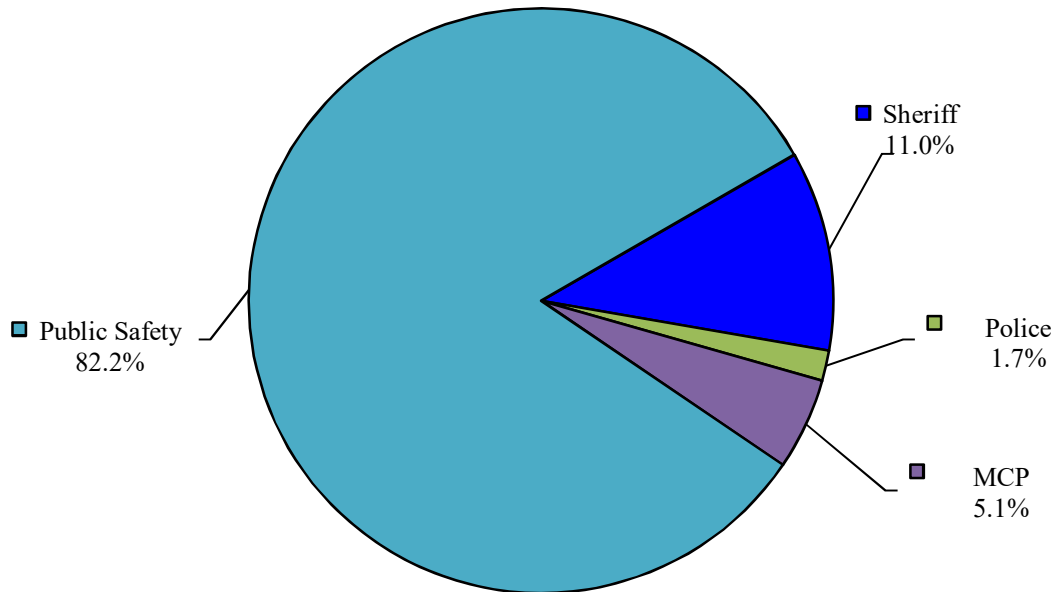


## FY19 FINANCING FOR PUBLIC SAFETY/CRIMINAL JUSTICE PROJECTS

METHOD/SOURCE	AMOUNT
Fund Balance	\$ 74,460
1999 SPLOST	-
2009 LOST	970,000
Prior Years' General Fund Balance	63,325
Prior Years' 1999 SPLOST	-
Prior Years' 2009 LOST	868,036
Prior Years' Bond Funds	-
<b>FY19 TOTAL</b>	<b>\$ 1,975,821</b>

# PUBLIC SAFETY/CRIMINAL JUSTICE SUMMARY

## FY19 PROJECT COSTS \$1,975,821



## FY19 PUBLIC SAFETY/CRIMINAL JUSTICE PROJECTS

PROJECT	AMOUNT
Fire/EMS	\$ 660
Sheriff	217,794
Police	33,476
MCP	100,030
Public Safety	1,623,861
<b>FY19 TOTAL</b>	<b>\$ 1,975,821</b>

# PUBLIC SAFETY/CRIMINAL JUSTICE SUMMARY

## FIVE YEAR FORECAST PUBLIC SAFETY/CRIMINAL JUSTICE CAPITAL IMPROVEMENT PROJECTS

			Carryforward	FY19	FY20	FY21	FY22	Total
<b>FUNDING SOURCES</b>								
Fund Balance and Other			\$ 63,325	\$ 74,460				\$ 137,785
Bond Proceeds								\$ -
Sales Tax (2009 LOST)			\$ 868,036	\$ 970,000	\$ 25,000	\$ 20,000		\$ 1,883,036
Sales Tax (1999 SPLOST)								\$ -
Balance Forward								\$ -
<b>TOTAL FUNDING</b>			<b>\$ 931,361</b>	<b>\$ 1,044,460</b>	<b>\$ 25,000</b>	<b>\$ 20,000</b>	<b>\$ -</b>	<b>\$ 2,020,821</b>
				<b>\$ 1,975,821</b>				
<b>PROJECT COSTS</b>								
Fire Station No. 9		Fire/EMS	\$ 3,340,223	\$ -				\$ 3,340,223
Fire Burn Building		Fire/EMS	\$ 2,159,802	\$ 198				\$ 2,160,000
Fire Station No. 11 Repairs		Fire/EMS	\$ 631,851	\$ 462				\$ 632,313
N Police Station Improvements		Police	\$ 69,477	\$ 7,720				\$ 77,197
Court Management System		Public Safety	\$ -	\$ 1,500,000	\$ 25,000	\$ 20,000		\$ 1,545,000
State Criminal Assistance		Sheriff	\$ 591,707	\$ 11,887				\$ 603,594
Ga Job TIPS		Police	\$ 33,525	\$ 25,756				\$ 59,281
Fire Station No. 4 Roof		Fire/EMS	\$ 106,728	\$ -				\$ 106,728
MCP Air Handler Replacement		MCP	\$ 71,970	\$ 30				\$ 72,000
Jail Water Heater Storage Tank		Sheriff	\$ 59,707	\$ 293				\$ 60,000
Jail Structure Assessment		Sheriff	\$ 28,645	\$ 21,355				\$ 50,000
MCP Air Conditioner Replacement		MCP	\$ 70,000	\$ -				\$ 70,000
Recorder's Court Renovations		Public Safety	\$ 2,500	\$ 91,960				\$ 94,460
Jail AC Unit Replacements		Sheriff	\$ -	\$ 120,000				\$ 120,000
MCP Roof Repair		MCP	\$ -	\$ 100,000				\$ 100,000
North Precinct Roof Repair		Public Safety	\$ 75,901	\$ 31,901				\$ 107,803
Jail Kitchen Floor Repairs		Sheriff	\$ 213,131	\$ 64,259				\$ 277,390
<b>TOTAL PROJECT COSTS</b>			<b>\$ 7,455,168</b>	<b>\$ 1,975,821</b>	<b>\$ 25,000</b>	<b>\$ 20,000</b>	<b>\$ -</b>	<b>\$ 9,475,989</b>

## FIRE STATION NO. 9

<b>PROJECT NAME:</b>	Fire Station No. 9		
<b>PROJECT DESCRIPTION:</b>	Construct new Firehouse facility to replace existing facility on 29th ST		
<b>BENEFIT TO THE COMMUNITY:</b>	Improved facility will enhance capacity of firefighters and improve quality of facilities for Fire/EMS services to the area		
<b>OPERATING BUDGET IMPACT:</b>	No change to operational budget		
<b>MANAGING DEPARTMENT:</b>	Fire/EMS	<b>PROJECT TYPE:</b>	PUBLIC SAFETY
<b>ACCOUNT CODE:</b>	0559 800 2100	<b>PROJECT NO:</b>	82001

	Prior Years	FY19	Total
<b>FUNDING SOURCES</b>			
Fund Balance			
Bond Proceeds	\$ 3,340,223		\$ 3,340,223
Sales Tax			
Other			
Balance Forward			
<b>TOTAL FUNDING SOURCES</b>	<b>\$ 3,340,223</b>	<b>\$ -</b>	<b>\$ 3,340,223</b>
<b>PROJECT COSTS</b>			
Professional Services			
Legal			
Architect/Engineering	\$ 381,458		\$ 381,458
Appraisal/Negotiations			
Construction	\$ 2,179,888		\$ 2,179,888
Land Acquisition	\$ 778,877		\$ 778,877
Furnishings & Equipment			
<b>BUDGETED EXPENDITURES</b>	<b>\$ 3,340,223</b>	<b>\$ -</b>	<b>\$ 3,340,223</b>
<b>BALANCE</b>	<b>\$ -</b>	<b>\$ -</b>	<b>\$ -</b>

## FIRE BURN BUILDING

<b>PROJECT NAME:</b>	Fire Burn Building		
<b>PROJECT DESCRIPTION:</b>	Construct new burn building to replace existing facility on Jackson St.		
<b>BENEFIT TO THE COMMUNITY:</b>	Improved facility will enhance training of firefighters and improve quality of facilities for Fire/EMS services to the area		
<b>OPERATING BUDGET IMPACT:</b>	No change to operational budget		
<b>MANAGING DEPARTMENT:</b>	Fire/EMS	<b>PROJECT TYPE:</b>	PUBLIC SAFETY
<b>ACCOUNT CODE:</b>	0508 660 1000	<b>PROJECT NO:</b>	22941

	Prior Years	FY19	Total
<b>FUNDING SOURCES</b>			
Fund Balance			
Bond Proceeds			
Sales Tax (2009 LOST)	\$ 2,160,000		\$ 2,160,000
Other			
Balance Forward		\$ 198	
<b>TOTAL FUNDING SOURCES</b>	<b>\$ 2,160,000</b>	<b>\$ 198</b>	<b>\$ 2,160,000</b>
<b>PROJECT COSTS</b>			
Professional Services			
Legal			
Architect/Engineering	\$ 756,231		\$ 756,231
Appraisal/Negotiations			
Construction	\$ 1,403,571	\$ 198	\$ 1,403,769
Land Acquisition			
Furnishings & Equipment			
<b>BUDGETED EXPENDITURES</b>	<b>\$ 2,159,802</b>	<b>\$ 198</b>	<b>\$ 2,160,000</b>
<b>BALANCE</b>	<b>\$ 198</b>	<b>\$ -</b>	<b>\$ -</b>

## FIRE STATION NO. 11 BUILDING REPAIRS

<b>PROJECT NAME:</b>	Fire Station No. 11 Building Repairs		
<b>PROJECT DESCRIPTION:</b>	Repair Fire Station damaged by fire		
<b>BENEFIT TO THE COMMUNITY:</b>	Infrastructure improvement at the fire station		
<b>OPERATING BUDGET IMPACT:</b>	No change to operational budget		
<b>MANAGING DEPARTMENT:</b>	Fire/EMS	<b>PROJECT TYPE:</b>	PUBLIC SAFETY
<b>ACCOUNT CODE:</b>	0508 660 1000	<b>PROJECT NO:</b>	22943

	Prior Years	FY19	Total
<b>FUNDING SOURCES</b>			
Fund Balance	\$ 632,313		\$ 632,313
Bond Proceeds			
Sales Tax (2009 LOST)			
Other			
Balance Forward		\$ 462	
<b>TOTAL FUNDING SOURCES</b>	<b>\$ 632,313</b>	<b>\$ 462</b>	<b>\$ 632,313</b>
<b>PROJECT COSTS</b>			
Professional Services	\$ 4,750	\$ 462	\$ 5,212
Legal			
Architect/Engineering			
Appraisal/Negotiations	\$ 627,101		\$ 627,101
Construction			
Land Acquisition			
Furnishings & Equipment			
<b>BUDGETED EXPENDITURES</b>	<b>\$ 631,851</b>	<b>\$ 462</b>	<b>\$ 632,313</b>
<b>BALANCE</b>	<b>\$ 462</b>	<b>\$ -</b>	<b>\$ -</b>

## N. POLICE STATION IMPROVEMENTS

<b>PROJECT NAME:</b>	N. Police Station Improvements		
<b>PROJECT DESCRIPTION:</b>	Building improvements to Police Station		
<b>BENEFIT TO THE COMMUNITY:</b>	Improve quality of facilities for Police services to the area		
<b>OPERATING BUDGET IMPACT:</b>	No change to operational budget		
<b>MANAGING DEPARTMENT:</b>	POLICE DEPT	<b>PROJECT TYPE:</b>	PUBLIC SAFETY
<b>ACCOUNT CODE:</b>	0508 660 1000	<b>PROJECT NO:</b>	22944

	Prior Years	FY19	Total
<b>FUNDING SOURCES</b>			
Fund Balance			
Bond Proceeds			
Sales Tax (2009 LOST)	\$ 77,197		\$ 77,197
Other			
Balance Forward		\$ 7,720	
<b>TOTAL FUNDING SOURCES</b>	<b>\$ 77,197</b>	<b>\$ 7,720</b>	<b>\$ 77,197</b>
<b>PROJECT COSTS</b>			
Professional Services			
Legal			
Architect/Engineering			
Appraisal/Negotiations			
Construction	\$ 69,477	\$ 7,720	\$ 77,197
Land Acquisition			
Furnishings & Equipment			
<b>BUDGETED EXPENDITURES</b>	<b>\$ 69,477</b>	<b>\$ 7,720</b>	<b>\$ 77,197</b>
<b>BALANCE</b>	<b>\$ 7,720</b>	<b>\$ -</b>	<b>\$ -</b>

# COURT MANAGEMENT SYSTEM

<b>PROJECT NAME:</b>	Court Management System		
<b>PROJECT DESCRIPTION:</b>	Integrate all court related systems into one cloud based application		
<b>BENEFIT TO THE COMMUNITY:</b>	Enhances services provided by public safety agencies to citizens		
<b>OPERATING BUDGET IMPACT:</b>	No change to operational budget		
<b>MANAGING DEPARTMENT:</b>	Information Tech	<b>PROJECT TYPE:</b>	PUBLIC SAFETY
<b>ACCOUNT CODE:</b>	0508 660 1000	<b>PROJECT NO:</b>	22945

	Prior Years	FY19	Total
<b>FUNDING SOURCES</b>			
Fund Balance			
Bond Proceeds			
Sales Tax (2009 LOST)	\$ 750,000	\$ 750,000	\$ 1,500,000
Other			
Balance Forward		\$ 750,000	
<b>TOTAL FUNDING SOURCES</b>	<b>\$ 750,000</b>	<b>\$ 1,500,000</b>	<b>\$ 1,500,000</b>
<b>PROJECT COSTS</b>			
Professional Services		\$ 1,500,000	\$ 1,500,000
Legal			
Architect/Engineering			
Appraisal/Negotiations			
Construction			
Land Acquisition			
Furnishings & Equipment			
<b>BUDGETED EXPENDITURES</b>	<b>\$ -</b>	<b>\$ 1,500,000</b>	<b>\$ 1,500,000</b>
<b>BALANCE</b>	<b>\$ 750,000</b>	<b>\$ -</b>	<b>\$ -</b>



## STATE CRIMINAL ALIEN ASSISTANCE PROGRAM

<b>PROJECT NAME:</b>	State Criminal Alien Assistance Program		
<b>PROJECT DESCRIPTION:</b>	US Bureau of Justice program which recompensates municipalities for correctional officers associated with incarcerating illegal immigrants		
<b>BENEFIT TO THE COMMUNITY:</b>	Reduced taxpayer burden for cost of incarcerating inmates		
<b>OPERATING BUDGET IMPACT:</b>	Reduced cost of correctional officer detail		
<b>MANAGING DEPARTMENT:</b>	CRIMINAL JUSTICE	<b>PROJECT TYPE:</b>	PUBLIC SAFETY
<b>ACCOUNT CODE:</b>	0508 660 1000	<b>PROJECT NO:</b>	22180

	Prior Years	FY19	Total
<b>FUNDING SOURCES</b>			
Fund Balance			
Bond Proceeds			
Sales Tax			
Other-State	\$ 603,594		\$ 603,594
Balance Forward		\$ 11,887	
<b>TOTAL FUNDING SOURCES</b>	<b>\$ 603,594</b>	<b>\$ 11,887</b>	<b>\$ 603,594</b>
<b>PROJECT COSTS</b>			
Program costs	\$ 591,707	\$ 11,887	\$ 603,594
Legal			
Architect/Engineering			
Appraisal/Negotiations			
Construction			
Land Acquisition			
Furnishings & Equipment			
<b>BUDGETED EXPENDITURES</b>	<b>\$ 591,707</b>	<b>\$ 11,887</b>	<b>\$ 603,594</b>
<b>BALANCE</b>	<b>\$ 11,887</b>	<b>\$ -</b>	<b>\$ -</b>

## GA JOBS T.I.P.S PROGRAM

<b>PROJECT NAME:</b>	Ga Jobs T.I.P.S Program		
<b>PROJECT DESCRIPTION:</b>	State of Georgia program for workforce reintegration or counseling		
<b>BENEFIT TO THE COMMUNITY:</b>	Provides workforce resources to the community		
<b>OPERATING BUDGET IMPACT:</b>	No impact on operational budget		
<b>MANAGING DEPARTMENT:</b>	WIA	<b>PROJECT TYPE:</b>	PUBLIC SAFETY
<b>ACCOUNT CODE:</b>	0508 660 1000	<b>PROJECT NO:</b>	22202

	Prior Years	FY19	Total
<b>FUNDING SOURCES</b>			
Fund Balance			
Bond Proceeds			
Sales Tax			
Other-State	\$ 59,281		\$ 59,281
Balance Forward		\$ 25,756	
<b>TOTAL FUNDING SOURCES</b>	<b>\$ 59,281</b>	<b>\$ 25,756</b>	<b>\$ 59,281</b>
<b>PROJECT COSTS</b>			
Program costs	\$ 33,525	\$ 25,756	\$ 59,281
Legal			
Architect/Engineering			
Appraisal/Negotiations			
Construction			
Land Acquisition			
Furnishings & Equipment			
<b>BUDGETED EXPENDITURES</b>	<b>\$ 33,525</b>	<b>\$ 25,756</b>	<b>\$ 59,281</b>
<b>BALANCE</b>	<b>\$ 25,756</b>	<b>\$ -</b>	<b>\$ -</b>

## Fire Station No. 4 Roof Replacement

<b>PROJECT NAME:</b>	Fire Station No. 4 Roof Replacement		
<b>PROJECT DESCRIPTION:</b>	Replace roof at Fire Station No. 4		
<b>BENEFIT TO THE COMMUNITY:</b>	Infrastructure improvement at the fire station		
<b>OPERATING BUDGET IMPACT:</b>	No impact on operational budget		
<b>MANAGING DEPARTMENT:</b>	PUBLIC WORKS	<b>PROJECT TYPE:</b>	PUBLIC SAFETY
<b>ACCOUNT CODE:</b>	0109 260 9901	<b>PROJECT NO:</b>	96043

	Prior Years	FY19	Total
<b>FUNDING SOURCES</b>			
Fund Balance			
Bond Proceeds			
Sales Tax (2009 LOST)	\$ 106,728		\$ 106,728
Other			\$ -
Balance Forward			
<b>TOTAL FUNDING SOURCES</b>	<b>\$ 106,728</b>	<b>\$ -</b>	<b>\$ 106,728</b>
<b>PROJECT COSTS</b>			
Professional Services	\$ 4,275		\$ 4,275
Legal			
Architect/Engineering			
Appraisal/Negotiations			
Construction	\$ 102,453		\$ 102,453
Land Acquisition			
Furnishings & Equipment			
<b>BUDGETED EXPENDITURES</b>	<b>\$ 106,728</b>	<b>\$ -</b>	<b>\$ 106,728</b>
<b>BALANCE</b>	<b>\$ -</b>	<b>\$ -</b>	<b>\$ -</b>

## MCP AIR HANDLER REPLACEMENT

<b>PROJECT NAME:</b>	MCP Air Handler Replacement		
<b>PROJECT DESCRIPTION:</b>	Replace air handler at the Muscogee County Prison.		
<b>BENEFIT TO THE COMMUNITY:</b>	Improved air quality at Muscogee County Prison.		
<b>OPERATING BUDGET IMPACT:</b>	No impact on operational budget		
<b>MANAGING DEPARTMENT:</b>	PUBLIC WORKS	<b>PROJECT TYPE:</b>	PUBLIC SAFETY
<b>ACCOUNT CODE:</b>	0109 260 9901	<b>PROJECT NO:</b>	96044

	Prior Years	FY19	Total
<b>FUNDING SOURCES</b>			
Fund Balance			
Bond Proceeds			
Sales Tax (2009 LOST)	\$ 72,000		\$ 72,000
Other			
Balance Forward		\$ 30	
<b>TOTAL FUNDING SOURCES</b>	<b>\$ 72,000</b>	<b>\$ 30</b>	<b>\$ 72,000</b>
<b>PROJECT COSTS</b>			
Professional Services	\$ 71,970	\$ 30	\$ 72,000
Legal			
Architect/Engineering			
Appraisal/Negotiations			
Construction			
Land Acquisition			
Furnishings & Equipment			
<b>BUDGETED EXPENDITURES</b>	<b>\$ 71,970</b>	<b>\$ 30</b>	<b>\$ 72,000</b>
<b>BALANCE</b>	<b>\$ 30</b>	<b>\$ -</b>	<b>\$ -</b>

# JAIL WATER HEATER STORAGE TANK

<b>PROJECT NAME:</b>	Jail Water Heater Storage Tank		
<b>PROJECT DESCRIPTION:</b>	Replace water heater storage tank at the Muscogee County Jail.		
<b>BENEFIT TO THE COMMUNITY:</b>	Improved water control at Muscogee County Jail.		
<b>OPERATING BUDGET IMPACT:</b>	No impact on operational budget		
<b>MANAGING DEPARTMENT:</b>	PUBLIC WORKS	<b>PROJECT TYPE:</b>	PUBLIC SAFETY
<b>ACCOUNT CODE:</b>	0109 260 9901	<b>PROJECT NO:</b>	96045

	Prior Years	FY19	Total
<b>FUNDING SOURCES</b>			
Fund Balance			
Bond Proceeds			
Sales Tax (2009 LOST)	\$ 60,000		\$ 60,000
Other			
Balance Forward		\$ 293	
<b>TOTAL FUNDING SOURCES</b>	<b>\$ 60,000</b>	<b>\$ 293</b>	<b>\$ 60,000</b>
<b>PROJECT COSTS</b>			
Professional Services			
Legal			
Architect/Engineering			
Appraisal/Negotiations			
Construction	\$ 59,707	\$ 293	\$ 60,000
Land Acquisition			
Furnishings & Equipment			
<b>BUDGETED EXPENDITURES</b>	<b>\$ 59,707</b>	<b>\$ 293</b>	<b>\$ 60,000</b>
<b>BALANCE</b>	<b>\$ 293</b>	<b>\$ -</b>	<b>\$ -</b>

# JAIL STRUCTURE ASSESSMENT

<b>PROJECT NAME:</b>	Jail Structure Assessment		
<b>PROJECT DESCRIPTION:</b>	Structural Assessment of the Muscogee County Jail.		
<b>BENEFIT TO THE COMMUNITY:</b>	Ensure Muscogee County Jail is structurally sound and safe.		
<b>OPERATING BUDGET IMPACT:</b>	No impact on operational budget		
<b>MANAGING DEPARTMENT:</b>	PUBLIC WORKS	<b>PROJECT TYPE:</b>	PUBLIC SAFETY
<b>ACCOUNT CODE:</b>	0109 260 9901	<b>PROJECT NO:</b>	96046

	Prior Years	FY19	Total
<b>FUNDING SOURCES</b>			
Fund Balance			
Bond Proceeds			
Sales Tax (2009 LOST)	\$ 50,000		\$ 50,000
Other			
Balance Forward		\$ 21,355	
<b>TOTAL FUNDING SOURCES</b>	<b>\$ 50,000</b>	<b>\$ 21,355</b>	<b>\$ 50,000</b>
<b>PROJECT COSTS</b>			
Professional Services			
Legal			
Architect/Engineering	\$ 28,645	\$ 21,355	\$ 50,000
Appraisal/Negotiations			
Construction			
Land Acquisition			
Furnishings & Equipment			
<b>BUDGETED EXPENDITURES</b>	<b>\$ 28,645</b>	<b>\$ 21,355</b>	<b>\$ 50,000</b>
<b>BALANCE</b>	<b>\$ 21,355</b>	<b>\$ -</b>	<b>\$ -</b>

## MCP AIR CONDITIONER REPLACEMENT

<b>PROJECT NAME:</b>	MCP Air Conditioner Replacement		
<b>PROJECT DESCRIPTION:</b>	Replace air conditioner at the Muscogee County Prison.		
<b>BENEFIT TO THE COMMUNITY:</b>	Ensure compliance with health and safety codes at MCP.		
<b>OPERATING BUDGET IMPACT:</b>	No impact on operational budget		
<b>MANAGING DEPARTMENT:</b>	PUBLIC WORKS	<b>PROJECT TYPE:</b>	PUBLIC SAFETY
<b>ACCOUNT CODE:</b>	0109 260 9901	<b>PROJECT NO:</b>	96050

	Prior Years	FY19	Total
<b>FUNDING SOURCES</b>			
Fund Balance			
Bond Proceeds			
Sales Tax (2009 LOST)	\$ 70,000		\$ 70,000
Other			
Balance Forward			
<b>TOTAL FUNDING SOURCES</b>	<b>\$ 70,000</b>	<b>\$ -</b>	<b>\$ 70,000</b>
<b>PROJECT COSTS</b>			
Professional Services			
Legal			
Architect/Engineering			
Appraisal/Negotiations			
Construction	\$ 70,000		\$ 70,000
Land Acquisition			
Furnishings & Equipment			
<b>BUDGETED EXPENDITURES</b>	<b>\$ 70,000</b>	<b>\$ -</b>	<b>\$ 70,000</b>
<b>BALANCE</b>	<b>\$ -</b>	<b>\$ -</b>	<b>\$ -</b>

## RECORDER'S COURT RENOVATIONS

<b>PROJECT NAME:</b>	Recorder's Court Renovations		
<b>PROJECT DESCRIPTION:</b>	Repair and renovate courtroom at Recorder's Court.		
<b>BENEFIT TO THE COMMUNITY:</b>	Ensure compliance with health and safety codes		
<b>OPERATING BUDGET IMPACT:</b>	No impact on operational budget		
<b>MANAGING DEPARTMENT:</b>	PUBLIC SAFETY	<b>PROJECT TYPE:</b>	PUBLIC SAFETY
<b>ACCOUNT CODE:</b>	0508 660 1000	<b>PROJECT NO:</b>	22949

	Prior Years	FY19	Total
<b>FUNDING SOURCES</b>			
Fund Balance	\$ 20,000	\$ 74,460	\$ 94,460
Bond Proceeds			
Sales Tax (2009 LOST)			
Other			
Balance Forward		\$ 17,500	
<b>TOTAL FUNDING SOURCES</b>	<b>\$ 20,000</b>	<b>\$ 91,960</b>	<b>\$ 94,460</b>
<b>PROJECT COSTS</b>			
Professional Services			
Legal			
Architect/Engineering	\$ 2,500		\$ 2,500
Appraisal/Negotiations			
Construction		\$ 91,960	\$ 91,960
Land Acquisition			
Furnishings & Equipment			
<b>BUDGETED EXPENDITURES</b>	<b>\$ 2,500</b>	<b>\$ 91,960</b>	<b>\$ 94,460</b>
<b>BALANCE</b>	<b>\$ 17,500</b>	<b>\$ -</b>	<b>\$ -</b>



## JAIL A/C UNIT REPLACEMENTS

<b>PROJECT NAME:</b>	Jail A/C Unit Replacements (4)		
<b>PROJECT DESCRIPTION:</b>	Replace air conditioner at the Muscogee County Jail.		
<b>BENEFIT TO THE COMMUNITY:</b>	Ensure compliance and health safety codes at Muscogee County Jail		
<b>OPERATING BUDGET IMPACT:</b>	No impact on operational budget		
<b>MANAGING DEPARTMENT:</b>	PUBLIC WORKS	<b>PROJECT TYPE:</b>	PUBLIC SAFETY
<b>ACCOUNT CODE:</b>	0109 260 9901	<b>PROJECT NO:</b>	96054

	Prior Years	FY19	Total
<b>FUNDING SOURCES</b>			
Fund Balance			
Bond Proceeds			
Sales Tax (2009 LOST)		\$ 120,000	\$ 120,000
Other			
Balance Forward			
<b>TOTAL FUNDING SOURCES</b>	<b>\$ -</b>	<b>\$ 120,000</b>	<b>\$ 120,000</b>
<b>PROJECT COSTS</b>			
Professional Services			
Legal			
Architect/Engineering			
Appraisal/Negotiations			
Construction		\$ 120,000	\$ 120,000
Land Acquisition			
Furnishings & Equipment			
<b>BUDGETED EXPENDITURES</b>	<b>\$ -</b>	<b>\$ 120,000</b>	<b>\$ 120,000</b>
<b>BALANCE</b>	<b>\$ -</b>	<b>\$ -</b>	<b>\$ -</b>

# MUSCOGEE COUNTY PRISON ROOF REPAIR

<b>PROJECT NAME:</b>	Muscogee County Prison Roof Repair		
<b>PROJECT DESCRIPTION:</b>	Repair building roof at Bull Creek Golf Course.		
<b>BENEFIT TO THE COMMUNITY:</b>	Improved safety for employees, citizens and visitors who work and use the Bull Creek building.		
<b>OPERATING BUDGET IMPACT:</b>	No impact on operational budget		
<b>MANAGING DEPARTMENT:</b>	PUBLIC WORKS	<b>PROJECT TYPE:</b>	PUBLIC SAFETY
<b>ACCOUNT CODE:</b>	0109 260 9901	<b>PROJECT NO:</b>	96055

	Prior Years	FY19	Total
<b>FUNDING SOURCES</b>			
Fund Balance			
Bond Proceeds			
Sales Tax (2009 LOST)		\$ 100,000	\$ 100,000
Other			
Balance Forward			
<b>TOTAL FUNDING SOURCES</b>	<b>\$ -</b>	<b>\$ 100,000</b>	<b>\$ 100,000</b>
<b>PROJECT COSTS</b>			
Professional Services		\$ 4,000	\$ 4,000
Legal			
Architect/Engineering			
Appraisal/Negotiations			
Construction		\$ 96,000	\$ 96,000
Land Acquisition			
Furnishings & Equipment			
<b>BUDGETED EXPENDITURES</b>	<b>\$ -</b>	<b>\$ 100,000</b>	<b>\$ 100,000</b>
<b>BALANCE</b>	<b>\$ -</b>	<b>\$ -</b>	<b>\$ -</b>

# NORTH PRECINCT ROOF REPAIR

<b>PROJECT NAME:</b>	North Precinct Roof Repair		
<b>PROJECT DESCRIPTION:</b>	Repair 10,000sq. ft. of building roof at North Precinct facility		
<b>BENEFIT TO THE COMMUNITY:</b>	Repairing the roof allows this precinct to continue operating in North Columbus without further interior damage		
<b>OPERATING BUDGET IMPACT:</b>	No impact on operational budget		
<b>MANAGING DEPARTMENT:</b>	PUBLIC WORKS	<b>PROJECT TYPE:</b>	MANAGEMENT
<b>ACCOUNT CODE:</b>	0109 260 9901	<b>PROJECT NO:</b>	96052

	Prior Years	FY19	Total
<b>FUNDING SOURCES</b>			
Fund Balance			
Bond Proceeds			
Sales Tax (2009 LOST)	\$ 107,803		\$ 107,803
Other			
Balance Forward		\$ 31,901	
<b>TOTAL FUNDING SOURCES</b>	<b>\$ 107,803</b>	<b>\$ 31,901</b>	<b>\$ 107,803</b>
<b>PROJECT COSTS</b>			
Professional Services			
Legal			
Architect/Engineering			
Appraisal/Negotiations			
Construction	\$ 75,901	\$ 1,745	\$ 77,647
Land Acquisition			
Furnishings & Equipment		\$ 30,156	\$ 30,156
<b>BUDGETED EXPENDITURES</b>	<b>\$ 75,901</b>	<b>\$ 31,901</b>	<b>\$ 107,803</b>
<b>BALANCE</b>	<b>\$ 31,901</b>	<b>\$ -</b>	<b>\$ -</b>

## JAIL KITCHEN FLOOR REPAIRS

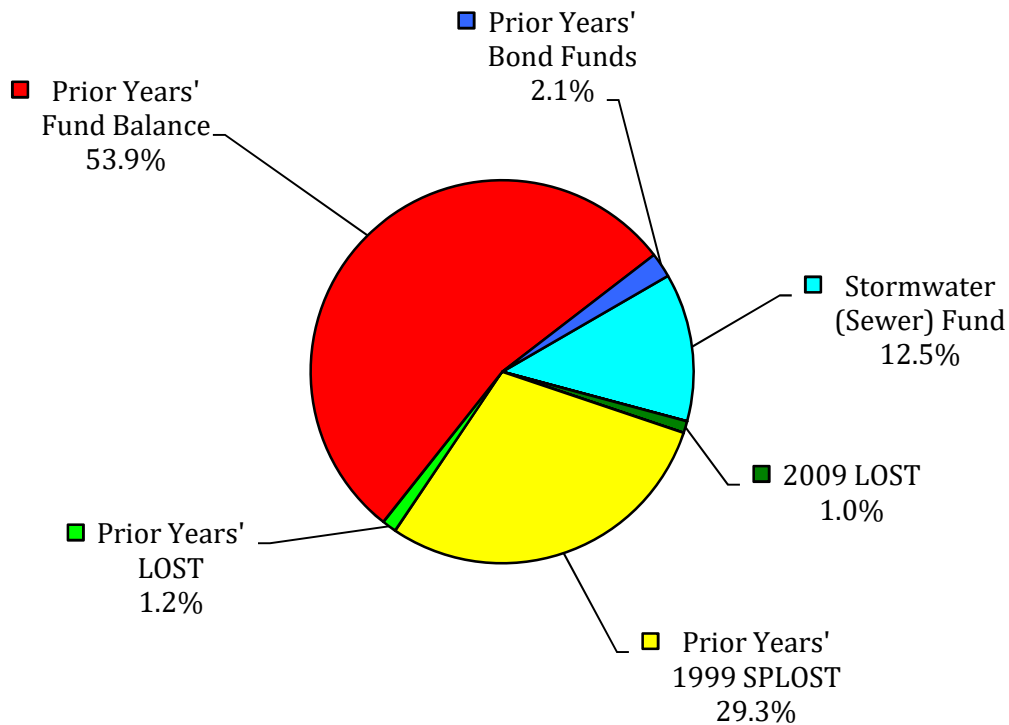
<b>PROJECT NAME:</b>	Jail Kitchen Floor Repairs		
<b>PROJECT DESCRIPTION:</b>	Replacement of the existing tile floor in the Jail Kitchen		
<b>BENEFIT TO THE COMMUNITY:</b>	Improved safety for inmates and employees whom prepare meals at the Muscogee County Jail		
<b>OPERATING BUDGET IMPACT:</b>	No impact on operational budget		
<b>MANAGING DEPARTMENT:</b>	VARIOUS	<b>PROJECT TYPE:</b>	MANAGEMENT
<b>ACCOUNT CODE:</b>	0508 660 1000	<b>PROJECT NO:</b>	22950

	Prior Years	FY19	Total
<b>FUNDING SOURCES</b>			
Fund Balance			
Bond Proceeds			
Sales Tax (2009 LOST)	\$ 277,390		\$ 277,390
Other			
Balance Forward		\$ 64,259	
<b>TOTAL FUNDING SOURCES</b>	<b>\$ 277,390</b>	<b>\$ 64,259</b>	<b>\$ 277,390</b>
<b>PROJECT COSTS</b>			
Professional Services			
Legal			
Architect/Engineering			
Appraisal/Negotiations			
Construction	\$ 213,131	\$ 64,259	\$ 277,390
Land Acquisition			
Furnishings & Equipment			
<b>BUDGETED EXPENDITURES</b>	<b>\$ 213,131</b>	<b>\$ 64,259</b>	<b>\$ 277,390</b>
<b>BALANCE</b>	<b>\$ 64,259</b>	<b>\$ -</b>	<b>\$ -</b>

# DRAINAGE SUMMARY

## FY19 FINANCING METHOD

**\$9,165,612**



## FY19 FINANCING FOR DRAINAGE PROJECTS

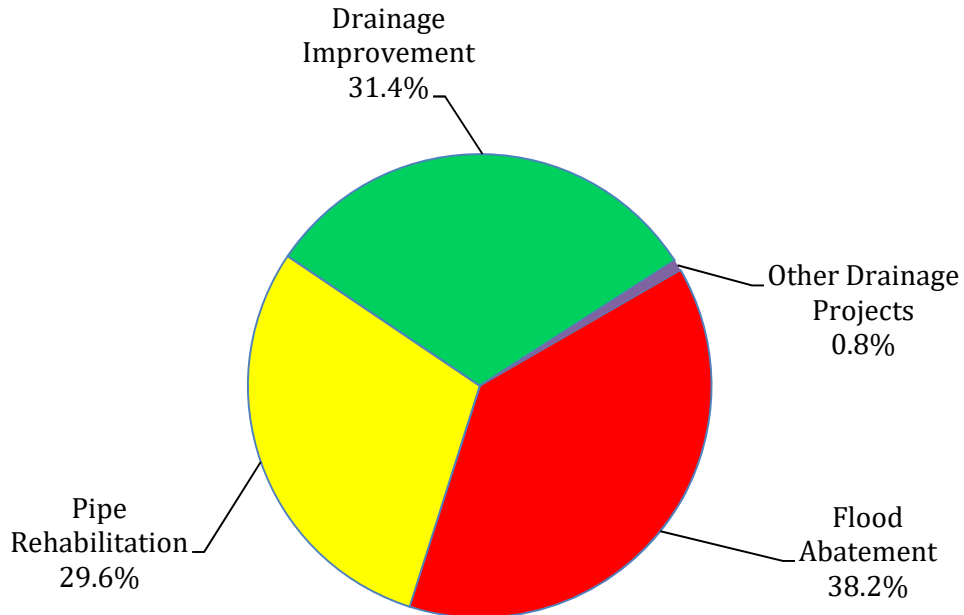
METHOD/SOURCE	AMOUNT
Stormwater (Sewer) Fund	\$ 1,145,602
1999 SPLOST	-
2009 LOST	92,477
Bond Proceeds	-
Prior Years' 1999 SPLOST	2,682,242
Prior Years' LOST	111,942
Prior Years' Fund Balance	4,939,645
Prior Years' Bond Funds	193,705
<b>FY19 TOTAL</b>	<b>\$ 9,165,612</b>

# DRAINAGE SUMMARY

---

## FY19 PROJECT COSTS

**\$9,165,612**



## FY19 DRAINAGE PROJECTS

Type of Project	AMOUNT
Flood Abatement	\$ 3,504,371
Pipe Rehabilitation	2,709,434
Drainage Improvement	2,881,953
Other Drainage Projects	69,854
<b>FY19 TOTAL</b>	<b>\$ 9,165,612</b>

# DRAINAGE SUMMARY

## FIVE YEAR FORECAST STORMWATER (SEWER) FUND CAPITAL IMPROVEMENT PROJECTS

			Carryforward	FY19	FY20	FY21	FY22	Total
<b>FUNDING SOURCES</b>								
Stormwater (Sewer) Fund			\$ 4,939,645	\$ 1,145,602	\$ 800,000	\$ 800,000	\$ 800,000	\$ 8,485,247
Bond Proceeds			\$ 193,705	\$ -				\$ 193,705
Sales Tax (2009 LOST)			\$ 111,942	\$ 92,477	\$ 500,000	\$ 500,000	\$ 500,000	\$ 1,704,419
Sales Tax (1999 SPLOST)			\$ 2,682,242	\$ -				\$ 2,682,242
Balance Forward			\$ -	\$ -				\$ -
<b>TOTAL FUNDING</b>			<b>\$ 7,927,533</b>	<b>\$ 1,238,079</b>	<b>\$ 1,300,000</b>	<b>\$ 1,300,000</b>	<b>\$ 1,300,000</b>	<b>\$ 13,065,612</b>
				<b>\$ 9,165,612</b>				
<b>PROJECT COSTS</b>								
Sewer Fund Contingency		Other	\$ 136,087	\$ 15,341				\$ 151,428
19th St Flood Abatement		Flood Abatement	\$ 966,808	\$ 3,504,371				\$ 4,471,179
Cherokee Retaining Wall		Improvement	\$ 1,783,098	\$ -				\$ 1,783,098
Cusseta Road Fold Pack		Flood Abatement	\$ 594,240	\$ -				\$ 594,240
Oakland Park Drainage		Improvement	\$ 1,684,288	\$ -				\$ 1,684,288
LOST Stormwater		Improvement	\$ 1,612,600	\$ 128,787	\$ 500,000	\$ 500,000	\$ 500,000	\$ 3,241,387
Riverwalk Renovations		Improvement	\$ 3,305,576	\$ -				\$ 3,305,576
Fleet Management/EPA		Other	\$ 1,083,269	\$ 54,513				\$ 1,137,782
Bay Avenue Sewer Replace		Pipe Rehab	\$ 787,885	\$ 36,666				\$ 824,550
Pipe Rehabilitation		Pipe Rehab	\$ 5,710,963	\$ 2,649,383	\$ 800,000	\$ 800,000	\$ 800,000	\$ 10,760,346
Talbotton Rd Stormwater		Pipe Rehab	\$ 147,414	\$ 23,386				\$ 170,800
Psalmnd Rd Sewer System		Improvement	\$ 114,532	\$ 15,468				\$ 130,000
Lockwood Storm Sewer Upgrade		Improvement	\$ 592,741	\$ 22,259				\$ 615,000
Bull Creek Golf Course Sewer		Improvement	\$ -	\$ 165,000				\$ 165,000
Ft. Benning Roundabout & Streetscapes		Improvement	\$ -	\$ 2,112,822				\$ 2,112,822
River Road Roundabout		Improvement	\$ -	\$ 437,617				\$ 437,617
<b>TOTAL PROJECT COSTS</b>			<b>\$ 18,519,501</b>	<b>\$ 9,165,612</b>	<b>\$ 1,300,000</b>	<b>\$ 1,300,000</b>	<b>\$ 1,300,000</b>	<b>\$ 31,585,113</b>

## SEWER FUND CONTINGENCY

<b>PROJECT NAME:</b>	Sewer Fund Contingency		
<b>PROJECT DESCRIPTION:</b>	Funds set aside annually to cover various expenditures related to Stormwater and Flood Abatement within Muscogee County		
<b>BENEFIT TO THE COMMUNITY:</b>	Prevention risk of stormwater overflow damage to adjacent areas and to comply with established State and Federal requirements		
<b>OPERATING BUDGET IMPACT:</b>	No impact on operational budget		
<b>MANAGING DEPARTMENT:</b>	ENGINEERING	<b>PROJECT TYPE:</b>	DRAINAGE
<b>ACCOUNT CODE:</b>	0508 660 2000	<b>PROJECT NO:</b>	20200

	Prior Years	FY19	Total
<b>FUNDING SOURCES</b>			
Stormwater (Sewer) Fund	\$ 151,428		\$ 151,428
Bond Proceeds			
Sales Tax			
Other			
Balance Forward		\$ 15,341	
<b>TOTAL FUNDING SOURCES</b>	<b>\$ 151,428</b>	<b>\$ 15,341</b>	<b>\$ 151,428</b>
<b>PROJECT COSTS</b>			
Professional Services			
Legal			
Architect/Engineering			
Appraisal/Negotiations			
Construction	\$ 136,087	\$ 15,341	\$ 151,428
Land Acquisition			
Furnishings & Equipment			
<b>BUDGETED EXPENDITURES</b>	<b>\$ 136,087</b>	<b>\$ 15,341</b>	<b>\$ 151,428</b>
<b>BALANCE</b>	<b>\$ 15,341</b>	<b>\$ -</b>	<b>\$ -</b>



## 19TH STREET FLOOD ABATEMENT (MERITAS)

<b>PROJECT NAME:</b>	19th Street Flood Abatement (Meritas)		
<b>PROJECT DESCRIPTION:</b>	Research, design and construct roadways to prevent flooding of area surrounding 19th Street near Meritas		
<b>BENEFIT TO THE COMMUNITY:</b>	Reduced risk exposure for citizens and property owners from potential damage caused by flooding		
<b>OPERATING BUDGET IMPACT:</b>	Reduced repair and maintenance costs that could result from flooding		
<b>MANAGING DEPARTMENT:</b>	ENGINEERING 0508 660 2000, 0554 200 2439 and 0540 695 2127	<b>PROJECT TYPE:</b>	FLOOD ABATEMENT
<b>ACCOUNT CODE:</b>		<b>PROJECT NO:</b>	21120, 40243, 53032

	Prior Years	FY19	Total
<b>FUNDING SOURCES</b>			
Stormwater (Sewer) Fund	\$ 628,423		\$ 628,423
Bond Proceeds	\$ 1,160,514		\$ 1,160,514
Sales Tax (1999 SPLOST)	\$ 2,682,242		\$ 2,682,242
Other			
Balance Forward		\$ 3,504,371	
<b>TOTAL FUNDING SOURCES</b>	<b>\$ 4,471,179</b>	<b>\$ 3,504,371</b>	<b>\$ 4,471,179</b>
<b>PROJECT COSTS</b>			
Professional Services	\$ 17,014		\$ 17,014
Legal	\$ 3,394		\$ 3,394
Architect/Engineering	\$ 495,444	\$ 628,423	\$ 1,123,867
Appraisal/Negotiations			
Construction	\$ 418,127	\$ 2,875,948	\$ 3,294,074
Land Acquisition	\$ 32,830		\$ 32,830
Furnishings & Equipment			
<b>BUDGETED EXPENDITURES</b>	<b>\$ 966,808</b>	<b>\$ 3,504,371</b>	<b>\$ 4,471,179</b>
<b>BALANCE</b>	<b>\$ 3,504,371</b>	<b>\$ -</b>	<b>\$ -</b>

## CHEROKEE RETAINING WALL

<b>PROJECT NAME:</b>	Cherokee Retaining Wall		
<b>PROJECT DESCRIPTION:</b>	Replace existing retaining wall, constructed in the 1950's, which supports the banks on either side of the ravine along Cherokee Avenue		
<b>BENEFIT TO THE COMMUNITY:</b>	Protect citizens and property owners from safety hazards and property damage caused by wall failure		
<b>OPERATING BUDGET IMPACT:</b>	Reduction of maintenance costs and reduced liability exposure		
<b>MANAGING DEPARTMENT:</b>	ENGINEERING 0508 660 2000 and	<b>PROJECT TYPE:</b>	DRAINAGE
<b>ACCOUNT CODE:</b>	0540 695 2127	<b>PROJECT NO:</b>	20757, 2112950805

	Prior Years	FY19	Total
<b>FUNDING SOURCES</b>			
Stormwater (Sewer) Fund	\$ 1,199,535		\$ 1,199,535
Bond Proceeds			
Sales Tax (1999 SPLOST)	\$ 583,563		\$ 583,563
Other			
Balance Forward			
<b>TOTAL FUNDING SOURCES</b>	<b>\$ 1,783,098</b>	<b>\$ -</b>	<b>\$ 1,783,098</b>
<b>PROJECT COSTS</b>			
Professional Services			
Legal			
Architect/Engineering	\$ 83,759		\$ 83,759
Appraisal/Negotiations			
Construction	\$ 1,699,340		\$ 1,699,340
Land Acquisition			
Furnishings & Equipment			
<b>BUDGETED EXPENDITURES</b>	<b>\$ 1,783,098</b>	<b>\$ -</b>	<b>\$ 1,783,098</b>
<b>BALANCE</b>	<b>\$ -</b>	<b>\$ -</b>	<b>\$ -</b>

## CUSSETA ROAD FOLD PACK

<b>PROJECT NAME:</b>	Cusseta Road Fold Pack		
<b>PROJECT DESCRIPTION:</b>	Research, design, and construction of roadways to prevent flooding of surrounding areas		
<b>BENEFIT TO THE COMMUNITY:</b>	Reduces exposure to future liability from risk of damage to nearby structures caused by flooding		
<b>OPERATING BUDGET IMPACT:</b>	Reduces exposure for repair and maintenance costs		
<b>MANAGING DEPARTMENT:</b>	ENGINEERING 0508 660 2000 and	<b>PROJECT TYPE:</b>	FLOOD ABATEMENT
<b>ACCOUNT CODE:</b>	0540 695 2127	<b>PROJECT NO:</b>	21121, 21122 50803

	Prior Years	FY19	Total
<b>FUNDING SOURCES</b>			
Stormwater (Sewer) Fund	\$ 441,072		\$ 441,072
Bond Proceeds			
Sales Tax (1999 SPLOST)	\$ 153,168		\$ 153,168
Other			
Balance Forward		\$ -	
<b>TOTAL FUNDING SOURCES</b>	<b>\$ 594,240</b>	<b>\$ -</b>	<b>\$ 594,240</b>
<b>PROJECT COSTS</b>			
Professional Services	\$ 3,720		\$ 3,720
Legal	\$ 2,065		\$ 2,065
Architect/Engineering	\$ 9,433		\$ 9,433
Appraisal/Negotiations			
Construction	\$ 571,022		\$ 571,022
Land Acquisition	\$ 8,000		\$ 8,000
Furnishings & Equipment			
<b>BUDGETED EXPENDITURES</b>	<b>\$ 594,240</b>	<b>\$ -</b>	<b>\$ 594,240</b>
<b>BALANCE</b>	<b>\$ -</b>	<b>\$ -</b>	<b>\$ -</b>

## OAKLAND PARK DRAINAGE

<b>PROJECT NAME:</b>	Oakland Park Drainage		
<b>PROJECT DESCRIPTION:</b>	Repair or replace existing pipes to improve drainage flow		
<b>BENEFIT TO THE COMMUNITY:</b>	Reduces exposure to liability for damages to nearby structures caused by failed pipe systems or drainage		
<b>OPERATING BUDGET IMPACT:</b>	Reduced exposure for repair or maintenance costs		
<b>MANAGING DEPARTMENT:</b>	ENGINEERING 0508 660 2000	<b>PROJECT TYPE:</b>	DRAINAGE
<b>ACCOUNT CODE:</b>	0540 695 2127	<b>PROJECT NO:</b>	2111053041

	Prior Years	FY19	Total
<b>FUNDING SOURCES</b>			
Stormwater (Sewer) Fund	\$ 441,388		\$ 441,388
Bond Proceeds			
Sales Tax (1999 SPLOST)	\$ 1,242,900		\$ 1,242,900
Other			
Balance Forward			
<b>TOTAL FUNDING SOURCES</b>	<b>\$ 1,684,288</b>	<b>\$ -</b>	<b>\$ 1,684,288</b>
<b>PROJECT COSTS</b>			
Professional Services			
Legal			
Architect/Engineering	\$ 494,004		\$ 494,004
Appraisal/Negotiations			
Construction	\$ 1,190,284		\$ 1,190,284
Land Acquisition			
Furnishings & Equipment			
<b>BUDGETED EXPENDITURES</b>	<b>\$ 1,684,288</b>	<b>\$ -</b>	<b>\$ 1,684,288</b>
<b>BALANCE</b>	<b>\$ -</b>	<b>\$ -</b>	<b>\$ -</b>

## LOCAL OPTION SALES TAX STORMWATER FUNDS

<b>PROJECT NAME:</b>	LOST Stormwater (SW) Funds		
<b>PROJECT DESCRIPTION:</b>	Systematic funding of necessary investment in stormwater systems		
<b>BENEFIT TO THE COMMUNITY:</b>	Sustained investment in infrastructure to ensure safety for citizens and property owners from risks associated with aging drainage systems		
<b>OPERATING BUDGET IMPACT:</b>	Reduced exposure for unexpected maintenance costs		
<b>MANAGING DEPARTMENT:</b>	ENGINEERING	<b>PROJECT TYPE:</b>	DRAINAGE
<b>ACCOUNT CODE:</b>	0109 250 9901	<b>PROJECT NO:</b>	94001

	Prior Years	FY19	Total
<b>FUNDING SOURCES</b>			
Stormwater (Sewer) Fund			
Bond Proceeds			
Sales Tax (2009 LOST)	\$ 1,648,910	\$ 92,477	\$ 1,741,387
Other			
Balance Forward		\$ 36,310	
<b>TOTAL FUNDING SOURCES</b>	<b>\$ 1,648,910</b>	<b>\$ 128,787</b>	<b>\$ 1,741,387</b>
<b>PROJECT COSTS</b>			
Professional Services			
Legal			
Architect/Engineering	\$ 856,473	\$ 36,310	\$ 892,783
Appraisal/Negotiations			
Construction	\$ 756,127	\$ 92,477	\$ 848,605
Land Acquisition			
Furnishings & Equipment			
<b>BUDGETED EXPENDITURES</b>	<b>\$ 1,612,600</b>	<b>\$ 128,787</b>	<b>\$ 1,741,387</b>
<b>BALANCE</b>	<b>\$ 36,310</b>	<b>\$ -</b>	<b>\$ -</b>

## RIVERWALK RENOVATIONS

<b>PROJECT NAME:</b>	Riverwalk Renovations		
<b>PROJECT DESCRIPTION:</b>	Renovation of the Chattahoochee Riverwalk		
<b>BENEFIT TO THE COMMUNITY:</b>	Improved infrastructure for Chattahoochee Riverwalk which accrues environmental, recreational and industrial benefit to citizens		
<b>OPERATING BUDGET IMPACT:</b>	Reduced exposure to liability resulting from failed riverbank stability		
<b>MANAGING DEPARTMENT:</b>	ENGINEERING	<b>PROJECT TYPE:</b>	DRAINAGE
<b>ACCOUNT CODE:</b>	0109 250 9901	<b>PROJECT NO:</b>	94003

	Prior Years	FY19	Total
<b>FUNDING SOURCES</b>			
Stormwater (Sewer) Fund			
Bond Proceeds			
Sales Tax (2009 LOST)	\$ 3,305,576		\$ 3,305,576
Other			
Balance Forward			
<b>TOTAL FUNDING SOURCES</b>	<b>\$ 3,305,576</b>	<b>\$ -</b>	<b>\$ 3,305,576</b>
<b>PROJECT COSTS</b>			
Professional Services			
Legal			
Architect/Engineering	\$ 196,373		\$ 196,373
Appraisal/Negotiations			
Construction	\$ 3,109,203		\$ 3,109,203
Land Acquisition			
Furnishings & Equipment			
<b>BUDGETED EXPENDITURES</b>	<b>\$ 3,305,576</b>	<b>\$ -</b>	<b>\$ 3,305,576</b>
<b>BALANCE</b>	<b>\$ -</b>	<b>\$ -</b>	<b>\$ -</b>

## FLEET MANAGEMENT EPA

<b>PROJECT NAME:</b>	Fleet Management EPA		
<b>PROJECT DESCRIPTION:</b>	Bring the Fleet Maintenance Complex into compliance with EPA Clean Water Act, Includes installation of oil/water separator drainage system		
<b>BENEFIT TO THE COMMUNITY:</b>	Oil/water separators will prevent contaminated water from polluting the area's streams and rivers and help protect wildlife		
<b>OPERATING BUDGET IMPACT:</b>	Ensures compliance with U.S. EPA requirements and reduces risk of violations of the Clean Water Act		
<b>MANAGING DEPARTMENT:</b>	PUBLIC WORKS	<b>PROJECT TYPE:</b>	OTHER
<b>ACCOUNT CODE:</b>	0508 660 2000	<b>PROJECT NO:</b>	20771

	Prior Years	FY19	Total
<b>FUNDING SOURCES</b>			
Stormwater (Sewer) Fund	\$ 1,137,782		\$ 1,137,782
Bond Proceeds			
Sales Tax			
Other			
Balance Forward		\$ 54,513	
<b>TOTAL FUNDING SOURCES</b>	<b>\$ 1,137,782</b>	<b>\$ 54,513</b>	<b>\$ 1,137,782</b>
<b>PROJECT COSTS</b>			
Professional Services	\$ 3,960		\$ 3,960
Legal			
Architect/Engineering	\$ 520,070	\$ 54,513	\$ 574,583
Appraisal/Negotiations			
Construction	\$ 460,003		\$ 460,003
Land Acquisition			
Furnishings & Equipment	\$ 99,236		\$ 99,236
<b>BUDGETED EXPENDITURES</b>	<b>\$ 1,083,269</b>	<b>\$ 54,513</b>	<b>\$ 1,137,782</b>
<b>BALANCE</b>	<b>\$ 54,513</b>	<b>\$ -</b>	<b>\$ -</b>

## BAY AVENUE SEWER REPLACEMENT

<b>PROJECT NAME:</b>	Bay Avenue Sewer Replacement		
<b>PROJECT DESCRIPTION:</b>	Repair and/or replace sewer pipeline on Bay Avenue.		
<b>BENEFIT TO THE COMMUNITY:</b>	Improved infrastructure for citizens and property owners		
<b>OPERATING BUDGET IMPACT:</b>	Reduced exposure to maintenance and repair costs		
<b>MANAGING DEPARTMENT:</b>	ENGINEERING	<b>PROJECT TYPE:</b>	PIPE REHAB
<b>ACCOUNT CODE:</b>	0508 660 2000	<b>PROJECT NO:</b>	21125

	Prior Years	FY19	Total
<b>FUNDING SOURCES</b>			
Stormwater (Sewer) Fund	\$ 824,550		\$ 824,550
Bond Proceeds			
Sales Tax (2009 LOST)			
Other			
Balance Forward		\$ 36,666	
<b>TOTAL FUNDING SOURCES</b>	<b>\$ 824,550</b>	<b>\$ 36,666</b>	<b>\$ 824,550</b>
<b>PROJECT COSTS</b>			
Professional Services	\$ 1,327		\$ 1,327
Legal			
Architect/Engineering	\$ 34,395		\$ 34,395
Appraisal/Negotiations			
Construction	\$ 752,163	\$ 36,666	\$ 788,829
Land Acquisition			
Furnishings & Equipment			
<b>BUDGETED EXPENDITURES</b>	<b>\$ 787,885</b>	<b>\$ 36,666</b>	<b>\$ 824,550</b>
<b>BALANCE</b>	<b>\$ 36,666</b>	<b>\$ -</b>	<b>\$ -</b>



## PIPE REHABILITATION

<b>PROJECT NAME:</b>	Pipe Rehab		
<b>PROJECT DESCRIPTION:</b>	Funding set aside annually for the repair and/or replacement of deteriorated combined sewers in Columbus		
<b>BENEFIT TO THE COMMUNITY:</b>	Reduced exposure for citizens and property owners for safety hazards or property damage caused by aging storm sewer systems		
<b>OPERATING BUDGET IMPACT:</b>	Reduced exposure to maintenance and repair costs		
<b>MANAGING DEPARTMENT:</b>	ENGINEERING	<b>PROJECT TYPE:</b>	PIPE REHAB
	0508 660 2000 and		20770, 21126,
<b>ACCOUNT CODE:</b>	0109 250 9901	<b>PROJECT NO:</b>	94005, 94009

	Prior Years	FY19	Total
<b>FUNDING SOURCES</b>			
Stormwater (Sewer) Fund	\$ 5,959,373	\$ 1,145,602	\$ 7,104,975
Bond Proceeds			
Sales Tax (2009 LOST)	\$ 1,255,370		\$ 1,255,370
Other			
Balance Forward		\$ 1,503,781	
<b>TOTAL FUNDING SOURCES</b>	<b>\$ 7,214,744</b>	<b>\$ 2,649,383</b>	<b>\$ 8,360,346</b>
<b>PROJECT COSTS</b>			
Professional Services	\$ 58,500		\$ 58,500
Legal			
Architect/Engineering	\$ 826,610	\$ 13,637	\$ 840,246
Appraisal/Negotiations			
Construction	\$ 4,825,790	\$ 2,635,746	\$ 7,461,536
Land Acquisition			
Furnishings & Equipment	\$ 63		\$ 63
<b>BUDGETED EXPENDITURES</b>	<b>\$ 5,710,963</b>	<b>\$ 2,649,383</b>	<b>\$ 8,360,346</b>
<b>BALANCE</b>	<b>\$ 1,503,781</b>	<b>\$ -</b>	<b>\$ -</b>

## TALBOTTON ROAD STORMWATER

<b>PROJECT NAME:</b>	Talbotton Road Stormwater		
<b>PROJECT DESCRIPTION:</b>	Repair and/or replace sewer pipeline on Talbotton Rd		
<b>BENEFIT TO THE COMMUNITY:</b>	Improved infrastructure for citizens and property owners		
<b>OPERATING BUDGET IMPACT:</b>	Reduced exposure to maintenance and repair costs		
<b>MANAGING DEPARTMENT:</b>	ENGINEERING	<b>PROJECT TYPE:</b>	PIPE REHAB
<b>ACCOUNT CODE:</b>	0109 250 9901	<b>PROJECT NO:</b>	94012

	Prior Years	FY19	Total
<b>FUNDING SOURCES</b>			
Stormwater (Sewer) Fund			
Bond Proceeds			
Sales Tax (2009 LOST)	\$ 170,800		\$ 170,800
Other			
Balance Forward		\$ 23,386	
<b>TOTAL FUNDING SOURCES</b>	<b>\$ 170,800</b>	<b>\$ 23,386</b>	<b>\$ 170,800</b>
<b>PROJECT COSTS</b>			
Professional Services			
Legal			
Architect/Engineering	\$ 67,067	\$ 23,386	\$ 90,452
Appraisal/Negotiations			
Construction	\$ 80,348		\$ 80,348
Land Acquisition			
Furnishings & Equipment			
<b>BUDGETED EXPENDITURES</b>	<b>\$ 147,414</b>	<b>\$ 23,386</b>	<b>\$ 170,800</b>
<b>BALANCE</b>	<b>\$ 23,386</b>	<b>\$ -</b>	<b>\$ -</b>

## PSALMOND RD SEWER SYSTEM

<b>PROJECT NAME:</b>	Psalmond Rd Sewer System		
<b>PROJECT DESCRIPTION:</b>	To repair sewer system in this area of the City to alleviate drainage issues		
<b>BENEFIT TO THE COMMUNITY:</b>	Prevents future liability to the City for damages to nearby structures		
<b>OPERATING BUDGET IMPACT:</b>	Reduces repair and maintenance costs to the area		
<b>MANAGING DEPARTMENT:</b>	ENGINEERING	<b>PROJECT TYPE:</b>	PIPE REHAB
<b>ACCOUNT CODE:</b>	0508 660 2000	<b>PROJECT NO:</b>	21130

	Prior Years	FY19	Total
<b>FUNDING SOURCES</b>			
Stormwater (Sewer) Fund	\$ 130,000		\$ 130,000
Bond Proceeds			
Sales Tax			
Other			
Balance Forward		\$ 15,468	
<b>TOTAL FUNDING SOURCES</b>	<b>\$ 130,000</b>	<b>\$ 15,468</b>	<b>\$ 130,000</b>
<b>PROJECT COSTS</b>			
Professional Services	\$ 1,500		\$ 1,500
Legal			
Architect/Engineering			
Appraisal/Negotiations			
Construction	\$ 113,032	\$ 15,468	\$ 128,500
Land Acquisition			
Furnishings & Equipment			
<b>BUDGETED EXPENDITURES</b>	<b>\$ 114,532</b>	<b>\$ 15,468</b>	<b>\$ 130,000</b>
<b>BALANCE</b>	<b>\$ 15,468</b>	<b>\$ -</b>	<b>\$ -</b>

## LOCKWOOD STORM SEWER UPGRADE

<b>PROJECT NAME:</b>	Lockwood Storm Sewer Upgrade		
<b>PROJECT DESCRIPTION:</b>	To repair sewer system in this area of the City to alleviate drainage issues		
<b>BENEFIT TO THE COMMUNITY:</b>	Prevents future liability for the City for damages to nearby structures		
<b>OPERATING BUDGET IMPACT:</b>	Reduces repair and maintenance costs to the area		
<b>MANAGING DEPARTMENT:</b>	VARIOUS	<b>PROJECT TYPE:</b>	PIPE REHAB
<b>ACCOUNT CODE:</b>	0508 660 2000	<b>PROJECT NO:</b>	21132

	Prior Years	FY19	Total
<b>FUNDING SOURCES</b>			
Stormwater (Sewer) Fund	\$ 615,000		\$ 615,000
Bond Proceeds			
Sales Tax			
Other			
Balance Forward		\$ 22,259	
<b>TOTAL FUNDING SOURCES</b>	<b>\$ 615,000</b>	<b>\$ 22,259</b>	<b>\$ 615,000</b>
<b>PROJECT COSTS</b>			
Professional Services			
Legal			
Architect/Engineering			
Appraisal/Negotiations			
Construction	\$ 592,741	\$ 22,259	\$ 615,000
Land Acquisition			
Furnishings & Equipment			
<b>BUDGETED EXPENDITURES</b>	<b>\$ 592,741</b>	<b>\$ 22,259</b>	<b>\$ 615,000</b>
<b>BALANCE</b>	<b>\$ 22,259</b>	<b>\$ -</b>	<b>\$ -</b>

## BULL CREEK GOLF COURSE SEWER

<b>PROJECT NAME:</b>	Bull Creek Golf Course Sewer		
<b>PROJECT DESCRIPTION:</b>	Repair and/or replace sewer pipeline at the Bull Creek Golf Course		
<b>BENEFIT TO THE COMMUNITY:</b>	Improved infrastructure for citizens and property owners		
<b>OPERATING BUDGET IMPACT:</b>	Reduced exposure to maintenance and repair costs		
<b>MANAGING DEPARTMENT:</b>	VARIOUS	<b>PROJECT TYPE:</b>	PIPE REHAB
<b>ACCOUNT CODE:</b>	0508 660 2000	<b>PROJECT NO:</b>	21133

	Prior Years	FY19	Total
<b>FUNDING SOURCES</b>			
Stormwater (Sewer) Fund	\$ 165,000		\$ 165,000
Bond Proceeds			
Sales Tax			
Other			
Balance Forward		\$ 165,000	
<b>TOTAL FUNDING SOURCES</b>	<b>\$ 165,000</b>	<b>\$ 165,000</b>	<b>\$ 165,000</b>
<b>PROJECT COSTS</b>			
Professional Services			
Legal			
Architect/Engineering			
Appraisal/Negotiations			
Construction		\$ 165,000	\$ 165,000
Land Acquisition			
Furnishings & Equipment			
<b>BUDGETED EXPENDITURES</b>	<b>\$ -</b>	<b>\$ 165,000</b>	<b>\$ 165,000</b>
<b>BALANCE</b>	<b>\$ 165,000</b>	<b>\$ -</b>	<b>\$ -</b>

## FT BENNING ROUNDABOUT & STREETSCAPES

<b>PROJECT NAME:</b>	Ft. Benning Roundabout & Streetscapes		
<b>PROJECT DESCRIPTION:</b>	Installation of a Roundabout at the intersection of Ft. Benning, Cusseta and Brennan Roads, streetscapes, and a 10' multi use path		
<b>BENEFIT TO THE COMMUNITY:</b>	The roundabout will provide a more efficient traffic pattern by eliminating two traffic signals		
<b>OPERATING BUDGET IMPACT:</b>	No impact on operational budget		
<b>MANAGING DEPARTMENT:</b>	VARIOUS	<b>PROJECT TYPE:</b>	OTHER
<b>ACCOUNT CODE:</b>	0508 660 2000	<b>PROJECT NO:</b>	21134

	Prior Years	FY19	Total
<b>FUNDING SOURCES</b>			
Stormwater (Sewer) Fund	\$ 2,112,822		\$ 2,112,822
Bond Proceeds			
Sales Tax			
Other			
Balance Forward		\$ 2,112,822	
<b>TOTAL FUNDING SOURCES</b>	<b>\$ 2,112,822</b>	<b>\$ 2,112,822</b>	<b>\$ 2,112,822</b>
<b>PROJECT COSTS</b>			
Professional Services			
Legal			
Architect/Engineering			
Appraisal/Negotiations			
Construction		\$ 2,112,822	\$ 2,112,822
Land Acquisition			
Furnishings & Equipment			
<b>BUDGETED EXPENDITURES</b>	<b>\$ -</b>	<b>\$ 2,112,822</b>	<b>\$ 2,112,822</b>
<b>BALANCE</b>	<b>\$ 2,112,822</b>	<b>\$ -</b>	<b>\$ -</b>

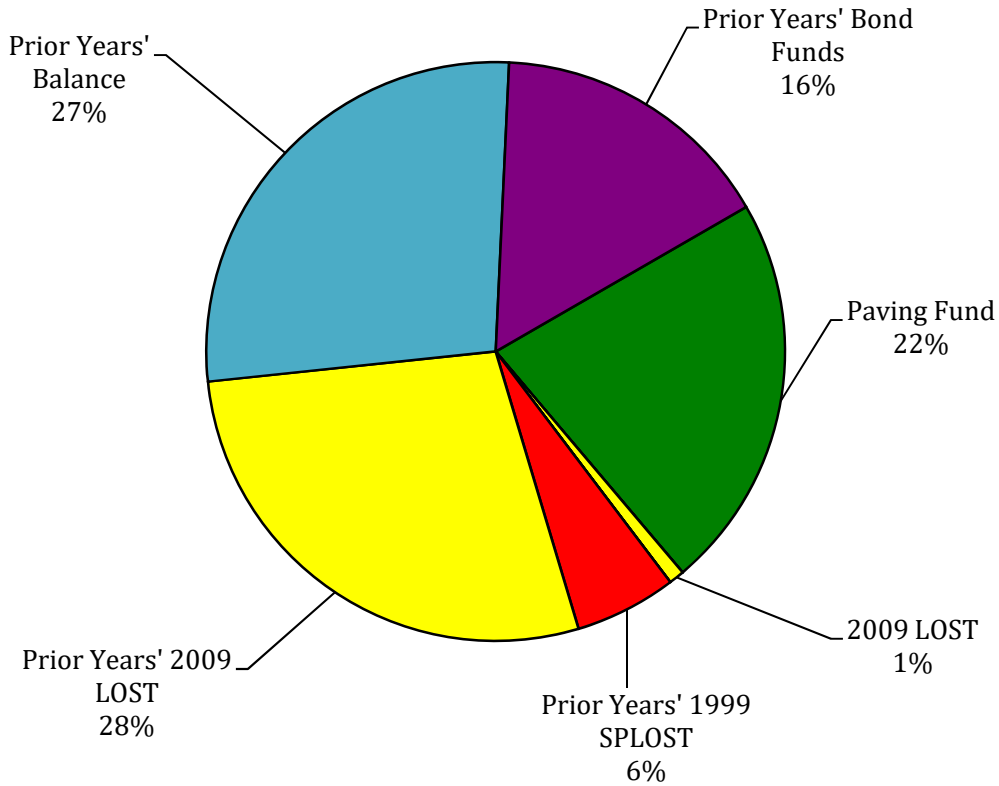
## RIVER ROAD ROUNDABOUT

<b>PROJECT NAME:</b>	River Road Roundabout		
<b>PROJECT DESCRIPTION:</b>	Realign Bradley Park Drive and River Road with a new roundabout		
<b>BENEFIT TO THE COMMUNITY:</b>	Improved safety and navigability of busy intersection between Bradley Park Drive and River Road		
<b>OPERATING BUDGET IMPACT:</b>	Reduced exposure for City right-of-way, building or other property damage as well as reduced liability exposure		
<b>MANAGING DEPARTMENT:</b>	VARIOUS	<b>PROJECT TYPE:</b>	OTHER
<b>ACCOUNT CODE:</b>	0508 660 2000	<b>PROJECT NO:</b>	21135

	Prior Years	FY19	Total
<b>FUNDING SOURCES</b>			
Stormwater (Sewer) Fund	\$ 437,617		\$ 437,617
Bond Proceeds			
Sales Tax			
Other			
Balance Forward		\$ 437,617	
<b>TOTAL FUNDING SOURCES</b>	<b>\$ 437,617</b>	<b>\$ 437,617</b>	<b>\$ 437,617</b>
<b>PROJECT COSTS</b>			
Professional Services			
Legal			
Architect/Engineering			
Appraisal/Negotiations			
Construction		\$ 437,617	\$ 437,617
Land Acquisition			
Furnishings & Equipment			
<b>BUDGETED EXPENDITURES</b>	<b>\$ -</b>	<b>\$ 437,617</b>	<b>\$ 437,617</b>
<b>BALANCE</b>	<b>\$ 437,617</b>	<b>\$ -</b>	<b>\$ -</b>

# TRANSPORTATION SUMMARY

## FY19 FINANCING METHOD \$22,051,618



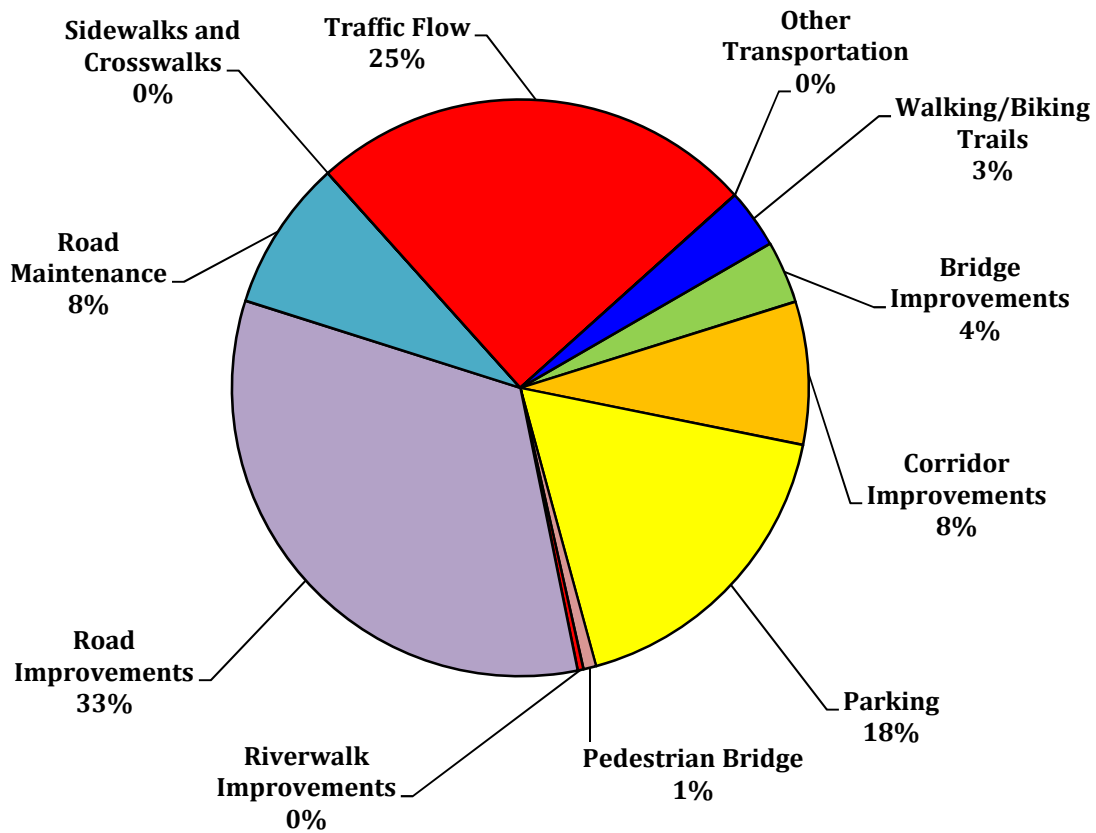
## FY19 FINANCING FOR TRANSPORTATION PROJECTS

METHOD/SOURCE	AMOUNT
Paving Fund	\$ 4,884,898
1999 SPLOST	-
2009 LOST	189,845
Bond Proceeds	-
Prior Years' 1999 SPLOST	1,255,734
Prior Years' 2009 LOST	6,167,232
Prior Years' Balance	6,042,074
Prior Years' Bond Funds	3,511,835
<b>FY19 TOTAL</b>	<b>\$ 22,051,618</b>



# TRANSPORTATION SUMMARY

## FY19 PROJECTS BY TYPE \$22,051,617



## FY19 PROJECT COSTS

TYPE OF PROJECT	AMOUNT
Bridge Improvements	\$ 772,305
Corridor Improvements	1,764,702
Parking	3,879,789
Pedestrian Bridge	158,146
Riverwalk Improvements	73,095
Road Improvements	7,293,884
Road Maintenance	1,869,470
Sidewalks and Crosswalks	-
Traffic Flow	5,509,958
Other Transportation	-
Walking/Biking Trails	730,269
<b>FY19 TOTAL</b>	<b>\$ 22,051,617</b>

# TRANSPORTATION SUMMARY

## FIVE YEAR FORECAST TRANSPORTATION CAPITAL IMPROVEMENT PROJECTS

			Carryforward	FY19	FY20	FY21	FY22	Total
<b>FUNDING SOURCES</b>								
Paving Fund			\$ 6,042,074	\$ 4,884,898	\$ 2,000,000	\$ 2,000,000	\$ 2,000,000	\$ 16,926,972
Bond Proceeds			\$ 3,511,835	\$ -				\$ 3,511,835
Sales Tax (2009 LOST)			\$ 6,167,232	\$ 189,845				\$ 6,357,077
Sales Tax (1999 SPLOST)			\$ 1,255,733					\$ 1,255,733
Sales Tax (TSPLOST)								\$ -
<b>TOTAL FUNDING</b>			<b>\$ 16,976,874</b>	<b>\$ 5,074,743</b>	<b>\$ 2,000,000</b>	<b>\$ 2,000,000</b>	<b>\$ 2,000,000</b>	<b>\$ 28,051,617</b>
				<b>\$ 22,051,617</b>				
<b>PROJECT COSTS</b>								
Brown Avenue Bridge		Bridge Improvements	\$ 340,310	\$ 21,996				\$ 362,306
Decatur Street Bridge		Bridge Improvements	\$ 1,193,334	\$ 41,666				\$ 1,235,000
Forest Road Bridges		Bridge Improvements	\$ 7,894,488	\$ -				\$ 7,894,488
Melrose Bridge and Crossings		Bridge Improvements	\$ 1,718,101	\$ 4,500				\$ 1,722,601
Reese Rd Bridge at Cooper Creek		Bridge Improvements	\$ 129,257	\$ 690,743				\$ 820,000
Bridge Studies (Various)		Bridge Improvements	\$ 853,462	\$ 13,400				\$ 866,862
Corridor Studies (Various)		Corridor Improvements	\$ 634,670	\$ 6,395				\$ 641,065
Ft Benning Rd Streetscapes		Corridor Improvements	\$ 3,724,001	\$ -				\$ 3,724,001
Wynnton Rd Streetscapes		Corridor Improvements	\$ 2,977,776	\$ -				\$ 2,977,776
Trade Center Parking Garage		Parking	\$ 290	\$ 3,499,710				\$ 3,500,000
Follow Me Trail Bridge		Pedestrian Bridge	\$ 1,843,001	\$ 158,146				\$ 2,001,147
2009 LOST Resurfacing/Rehab		Road Improvements	\$ 14,551,212	\$ 853,948				\$ 15,405,160
Railroad Improvements		Road Improvements	\$ 30,501	\$ 99,274				\$ 129,775
Steam Mill Rd Sidewalk Concept		Road Improvements	\$ 7,441	\$ 192,559				\$ 200,000
Park ADA Upgrades		Road Improvements	\$ -	\$ 200,000				\$ 200,000
Cusseta Rd/Old Cusseta Rd		Road Improvements	\$ -	\$ 75,025				\$ 75,025
Cooper Creek ADA		Road Improvements	\$ -	\$ 100,000				\$ 100,000
Forrest Rd: Macon to Schatulga		Road Improvements	\$ 9,951,112	\$ -				\$ 9,951,112
Ft Benning Rd @ Brennan Rd		Road Improvements	\$ 2,111,712	\$ 2,011,234				\$ 4,122,946
Martin Luther King Blvd		Road Improvements	\$ 2,290,197	\$ 1,109,803				\$ 3,400,000

Moon Road (Phase I)	Road Improvements	\$ 6,715,843	\$ -				\$ 6,715,843
Northstar St Mary's Rd	Road Improvements	\$ 652,071	\$ -				\$ 652,071
River Rd/Bradley Park/JR Allen Ramp	Road Improvements	\$ 862,441	\$ 2,197,331				\$ 3,059,771
Sidewalk and Brick Paver	Road Improvements	\$ 88,304	\$ 12,449				\$ 100,753
South Lumpkin Road	Road Improvements	\$ 1,801,342	\$ 110				\$ 1,801,452
Veterans Double Churches	Road Improvements	\$ 4,809,726	\$ 47,458				\$ 4,857,184
Whitesville Double Churches Rd	Road Improvements	\$ 875,101	\$ -				\$ 875,101
Resurfacing/Rehabilitation	Road Maintenance	\$ 18,048,491	\$ 1,869,470	\$ 2,000,000	\$ 2,000,000	\$ 2,000,000	\$ 25,917,961
ATMS Signals	Traffic Flow	\$ 354,238	\$ 805				\$ 355,043
Fiber Optic Interconnect	Traffic Flow	\$ 191,844	\$ 208,156				\$ 400,000
LED Signal Heads	Traffic Flow	\$ 141,665	\$ 20,992				\$ 162,657
Traffic Calming	Traffic Flow	\$ 99,523	\$ 12,340				\$ 111,863
Rails to Trails Maintenance	Walking/Biking Trails	\$ 29,645	\$ 226,621				\$ 256,266
Walking Trails/Trolley System	Walking/Biking Trails	\$ 13,272,416	\$ 503,648				\$ 13,776,064
FY17 LMIG Victory Dr/30th Ave Signal	Traffic Flow	\$ 30,000	\$ 120,000				\$ 150,000
FY17 LMIG Ada Ave/Wynnton Rd Signal	Traffic Flow	\$ 119,187	\$ 130,813				\$ 250,000
FY17 LMIG Fortson Rd/Williams Rd Rdt	Traffic Flow	\$ -	\$ 1,551,969				\$ 1,551,969
Mott's Green	Corridor Improvements	\$ 65,851	\$ 748,324				\$ 814,175
2nd Ave/18th St GDOT Grant	Corridor Improvements	\$ 28,534	\$ -				\$ 28,534
Riverwalk City Mills Parking	Parking	\$ -	\$ 283,000				\$ 283,000
Riverwalk Westville Parking	Parking	\$ 266,960	\$ -				\$ 266,960
Dept of Driver Services Parking Lot	Parking	\$ 100,000	\$ -				\$ 100,000
William Road Phase 1	Road Improvements	\$ 53,891	\$ 6,109				\$ 60,000
Bull Creek Golf Course Parking Lot	Parking	\$ 2,921	\$ 97,079				\$ 100,000
River Road Roundabout	Traffic Flow	\$ -	\$ 1,310,155				\$ 1,310,155
FY18 LMIG Forrest Road Phase I	Road Improvements	\$ 411,416	\$ 388,584				\$ 800,000
FY18 LMIG Ft. Benning & Brennan Rd.	Road Improvements	\$ 1,279,906	\$ -				\$ 1,279,906
Morris Road Bridge Repair	Bridge Improvements	\$ 50,000	\$ -				\$ 50,000
Multimodal GDOT Grant-Spur 22	Corridor Improvements	\$ -	\$ 100,000				\$ 100,000
FY17 LMIG Safety Act. Plan-SZ	Traffic Flow	\$ 118,488	\$ 81,512				\$ 200,000
Riverwalk Bibb Mill	Riverwalk Improvements	\$ 1,557,728	\$ 32,315				\$ 1,590,044
Ft. Benning Road Streetscapes	Corridor Improvements	\$ 995,414	\$ 909,983				\$ 1,905,397
Riverwalk City Mills	Riverwalk Improvements	\$ 37,067	\$ 40,780				\$ 77,847
FY19 LMIG Ft. Benning Rd. Rdbt & Stscapes	Traffic Flow	\$ -	\$ 2,073,216				\$ 2,073,216
<b>TOTAL PROJECT COSTS</b>		<b>\$ 103,310,878</b>	<b>\$ 22,051,617</b>	<b>\$ 2,000,000</b>	<b>\$ 2,000,000</b>	<b>\$ 2,000,000</b>	<b>\$ 131,362,495</b>

## BROWN AVENUE BRIDGE

<b>PROJECT NAME:</b>	Brown Avenue Bridge		
<b>PROJECT DESCRIPTION:</b>	Improvements and restructure of Brown Avenue bridge, to include lighting		
<b>BENEFIT TO THE COMMUNITY:</b>	Improved safety and condition of bridge		
<b>OPERATING BUDGET IMPACT:</b>	No impact to operational budget		
<b>MANAGING DEPARTMENT:</b>	ENGINEERING	<b>PROJECT TYPE:</b>	BRIDGE IMPROVEMENTS
<b>ACCOUNT CODE:</b>	0109 250 9901	<b>PROJECT NO:</b>	92002

	Prior Years	FY19	Total
<b>FUNDING SOURCES</b>			
Fund Balance			
Bond Proceeds			
Sales Tax (2009 LOST)	\$ 362,306		\$ 362,306
Other			
Balance Forward		\$ 21,996	
<b>TOTAL FUNDING SOURCES</b>	<b>\$ 362,306</b>	<b>\$ 21,996</b>	<b>\$ 362,306</b>
<b>PROJECT COSTS</b>			
Professional Services	\$ 26,180		\$ 26,180
Legal	\$ 23,331		\$ 23,331
Architect/Engineering			
Appraisal/Negotiations	\$ 4,795		\$ 4,795
Construction	\$ 187,294	\$ 21,996	\$ 209,290
Land Acquisition	\$ 98,710		\$ 98,710
Furnishings & Equipment			
<b>BUDGETED EXPENDITURES</b>	<b>\$ 340,310</b>	<b>\$ 21,996</b>	<b>\$ 362,306</b>
<b>BALANCE</b>	<b>\$ 21,996</b>	<b>\$ -</b>	<b>\$ -</b>

## DECATUR STREET BRIDGE

<b>PROJECT NAME:</b>	Decatur St Bridge Replacement		
<b>PROJECT DESCRIPTION:</b>	Repair/replace/reconstruct Decatur Street bridge in Columbus		
<b>BENEFIT TO THE COMMUNITY:</b>	Improved safety and navigability of bridge on Decatur Street		
<b>OPERATING BUDGET IMPACT:</b>	No impact to operational budget		
<b>MANAGING DEPARTMENT:</b>	ENGINEERING	<b>PROJECT TYPE:</b>	BRIDGE IMPROVEMENTS
<b>ACCOUNT CODE:</b>	0508 660 3000	<b>PROJECT NO:</b>	21083 and 24018

	Prior Years	FY19	Total
<b>FUNDING SOURCES</b>			
Fund Balance	\$ 1,235,000		\$ 1,235,000
Bond Proceeds			
Sales Tax			
Other			
Balance Forward		\$ 41,666	
<b>TOTAL FUNDING SOURCES</b>	<b>\$ 1,235,000</b>	<b>\$ 41,666</b>	<b>\$ 1,235,000</b>
<b>PROJECT COSTS</b>			
Professional Services			
Legal		\$ 500	\$ 500
Architect/Engineering	\$ 101,516		\$ 101,516
Appraisal/Negotiations			\$ -
Construction	\$ 1,091,818	\$ 41,166	\$ 1,132,984
Land Acquisition			\$ -
Furnishings & Equipment			
<b>BUDGETED EXPENDITURES</b>	<b>\$ 1,193,334</b>	<b>\$ 41,666</b>	<b>\$ 1,235,000</b>
<b>BALANCE</b>	<b>\$ 41,666</b>	<b>\$ -</b>	<b>\$ -</b>

## FORREST ROAD BRIDGE

<b>PROJECT NAME:</b>	Forest Rd Bridge: Bull Creek/Forest Rd Bridge: Cooper Creek		
<b>PROJECT DESCRIPTION:</b>	Repair and reconstruction of bridges along Forest Road		
<b>BENEFIT TO THE COMMUNITY:</b>	Improved safety and condition of bridges on Forest Rd		
<b>OPERATING BUDGET IMPACT:</b>	No impact to operational budget		
<b>MANAGING DEPARTMENT:</b>	ENGINEERING/ PUBLIC WORKS 0559 800 2160	<b>PROJECT TYPE:</b>	BRIDGE IMPROVEMENTS 82053, 82054,
<b>ACCOUNT CODE:</b>	0540 695 2126	<b>PROJECT NO:</b>	53027, 53028

	Prior Years	FY19	Total
<b>FUNDING SOURCES</b>			
Fund Balance			
Bond Proceeds	\$ 7,671,621		\$ 7,671,621
Sales Tax			
Sales Tax (1999 SPLOST)	\$ 222,867		\$ 222,867
Balance Forward		\$ -	
<b>TOTAL FUNDING SOURCES</b>	<b>\$ 7,894,488</b>	<b>\$ -</b>	<b>\$ 7,894,488</b>
<b>PROJECT COSTS</b>			
Professional Services	\$ 27,510		\$ 27,510
Legal	\$ 20,185		\$ 20,185
Architect/Engineering	\$ 455,603		\$ 455,603
Appraisal/Negotiations	\$ 2,000		\$ 2,000
Construction	\$ 7,337,078		\$ 7,337,078
Land Acquisition	\$ 52,112		\$ 52,112
Furnishings & Equipment			
<b>BUDGETED EXPENDITURES</b>	<b>\$ 7,894,488</b>	<b>\$ -</b>	<b>\$ 7,894,488</b>
<b>BALANCE</b>	<b>\$ -</b>	<b>\$ -</b>	<b>\$ -</b>

## MELROSE DR BRIDGE REPLACEMENT

<b>PROJECT NAME:</b>	Melrose Dr Bridge Replacement		
<b>PROJECT DESCRIPTION:</b>	Design and repair/restructure bridges based on recommendations from GA DOT in bridge inspection report(s)		
<b>BENEFIT TO THE COMMUNITY:</b>	Improved safety and navigability of bridges		
<b>OPERATING BUDGET IMPACT:</b>	No impact to operational budget		
<b>MANAGING DEPARTMENT:</b>	PLANNING/ ENGINEERING 0540 695 2126	<b>PROJECT TYPE:</b>	BRIDGE IMPROVEMENT
<b>ACCOUNT CODE:</b>	0508 660 3000	<b>PROJECT NO:</b>	53050 and 24017

	Prior Years	FY19	Total
<b>FUNDING SOURCES</b>			
Fund Balance	\$ 904,498	\$ 4,500	\$ 908,998
Bond Proceeds			
Sales Tax (1999 SPLOST)	\$ 813,603		\$ 813,603
Other			
Balance Forward		\$ -	
<b>TOTAL FUNDING SOURCES</b>	<b>\$ 1,718,101</b>	<b>\$ 4,500</b>	<b>\$ 1,722,601</b>
<b>PROJECT COSTS</b>			
Professional Services			
Legal			
Architect/Engineering	\$ 96,617	\$ 4,500	\$ 101,117
Appraisal/Negotiations			
Construction	\$ 1,621,484		\$ 1,621,484
Land Acquisition			
Furnishings & Equipment			
<b>BUDGETED EXPENDITURES</b>	<b>\$ 1,718,101</b>	<b>\$ 4,500</b>	<b>\$ 1,722,601</b>
<b>BALANCE</b>	<b>\$ -</b>	<b>\$ -</b>	<b>\$ -</b>

## REESE RD BRIDGE AT COOPER CREEK

<b>PROJECT NAME:</b>	Reese Road Bridge at Cooper Creek		
<b>PROJECT DESCRIPTION:</b>	Repair and reconstruction of bridges along Reese Road		
<b>BENEFIT TO THE COMMUNITY:</b>	Improved safety and condition of bridges on Reese Rd		
<b>OPERATING BUDGET IMPACT:</b>	No impact to operational budget		
<b>MANAGING DEPARTMENT:</b>	ENGINEERING	<b>PROJECT TYPE:</b>	BRIDGE IMPROVEMENT
<b>ACCOUNT CODE:</b>	0508 660 3000	<b>PROJECT NO:</b>	24004

	Prior Years	FY19	Total
<b>FUNDING SOURCES</b>			
Fund Balance	\$ 820,000		\$ 820,000
Bond Proceeds			
Sales Tax			
Other			
Balance Forward		\$ 690,743	
<b>TOTAL FUNDING SOURCES</b>	<b>\$ 820,000</b>	<b>\$ 690,743</b>	<b>\$ 820,000</b>
<b>PROJECT COSTS</b>			
Professional Services			
Legal			
Architect/Engineering	\$ 129,257		\$ 129,257
Appraisal/Negotiations			
Construction		\$ 690,743	\$ 690,743
Land Acquisition			
Furnishings & Equipment			
<b>BUDGETED EXPENDITURES</b>	<b>\$ 129,257</b>	<b>\$ 690,743</b>	<b>\$ 820,000</b>
<b>BALANCE</b>	<b>\$ 690,743</b>	<b>\$ -</b>	<b>\$ -</b>



## VARIOUS STUDIES

<b>PROJECT NAME:</b>	Bridge Repair Design		
<b>PROJECT DESCRIPTION:</b>	Various studies to determine feasibility and costs associated with improving certain bridges in Columbus		
<b>BENEFIT TO THE COMMUNITY:</b>	Determine feasibility and costs associated with bridge improvements		
<b>OPERATING BUDGET IMPACT:</b>	No impact to operational budget		
<b>MANAGING DEPARTMENT:</b>	PLANNING/ ENGINEERING 0109 250 9901 and	<b>PROJECT TYPE:</b>	STUDIES
<b>ACCOUNT CODE:</b>	0540 695 2126	<b>PROJECT NO:</b>	50314 and 92007

	Prior Years	FY19	Total
<b>FUNDING SOURCES</b>			
Fund Balance			
Sales Tax (2009 LOST)	\$ 122,200		\$ 122,200
Sales Tax (1999 SPLOST)	\$ 744,662		\$ 744,662
Other			
Balance Forward		\$ 13,400	
<b>TOTAL FUNDING SOURCES</b>	<b>\$ 866,862</b>	<b>\$ 13,400</b>	<b>\$ 866,862</b>
<b>PROJECT COSTS</b>			
Professional Services			
Legal			
Architect/Engineering	\$ 853,462	\$ 13,400	\$ 866,862
Appraisal/Negotiations			
Construction			
Land Acquisition			
Furnishings & Equipment			
<b>BUDGETED EXPENDITURES</b>	<b>\$ 853,462</b>	<b>\$ 13,400</b>	<b>\$ 866,862</b>
<b>BALANCE</b>	<b>\$ 13,400</b>	<b>\$ -</b>	<b>\$ -</b>

## VARIOUS STUDIES

<b>PROJECT NAME:</b>	Buena Vista Rd Corridor/Spider Web/Passenger Rail/Blackmon Rd.		
<b>PROJECT DESCRIPTION:</b>	Various studies to determine feasibility and costs associated with improving certain corridors, roads and interchanges/intersections		
<b>BENEFIT TO THE COMMUNITY:</b>	Determine feasibility and costs associated with road improvements		
<b>OPERATING BUDGET IMPACT:</b>	No impact to operational budget		
<b>MANAGING DEPARTMENT:</b>	PLANNING/ ENGINEERING	<b>PROJECT TYPE:</b>	STUDIES
<b>ACCOUNT CODE:</b>	0508 660 3000	<b>PROJECT NO:</b>	21065, 21066, 21067, 21075, 24000

	Prior Years	FY19	Total
<b>FUNDING SOURCES</b>			
Fund Balance	\$ 641,065		\$ 641,065
Bond Proceeds			
Sales Tax			
Other			
Balance Forward		\$ 6,395	
<b>TOTAL FUNDING SOURCES</b>	<b>\$ 641,065</b>	<b>\$ 6,395</b>	<b>\$ 641,065</b>
<b>PROJECT COSTS</b>			
Professional Services	\$ 350,375	\$ 6,395	\$ 356,770
Legal			
Architect/Engineering	\$ 284,295		\$ 284,295
Appraisal/Negotiations			
Construction			
Land Acquisition			
Furnishings & Equipment			
<b>BUDGETED EXPENDITURES</b>	<b>\$ 634,670</b>	<b>\$ 6,395</b>	<b>\$ 641,065</b>
<b>BALANCE</b>	<b>\$ 6,395</b>	<b>\$ -</b>	<b>\$ -</b>

## FT BENNING ROAD STREETSCAPES

<b>PROJECT NAME:</b>	Ft Benning Rd Streetscapes GDOT/ Ezone		
<b>PROJECT DESCRIPTION:</b>	Enhancement of major artery and throughfare leading into Fort Benning, GA		
<b>BENEFIT TO THE COMMUNITY:</b>	Improved accessibility and environment in and around the corridor of Ft. Benning entrance for all residents, commuters, and visitors to the area		
<b>OPERATING BUDGET IMPACT:</b>	No impact to operational budget		
<b>MANAGING DEPARTMENT:</b>	ENGINEERING/ PLANNING 0508 660 3000, 0540 695 2131 and 0559 800 2160	<b>PROJECT TYPE:</b>	CORRIDOR IMPROVEMENTS
<b>ACCOUNT CODE:</b>	0559 800 2160	<b>PROJECT NO:</b>	21068, 50607, 82058

	Prior Years	FY19	Total
<b>FUNDING SOURCES</b>			
Fund Balance	\$ 500,000		\$ 500,000
Bond Proceeds	\$ 2,109,001		\$ 2,109,001
Sales Tax (1999 SPLOST)	\$ 1,115,000		\$ 1,115,000
Other			
Balance Forward		\$ -	
<b>TOTAL FUNDING SOURCES</b>	<b>\$ 3,724,001</b>	<b>\$ -</b>	<b>\$ 3,724,001</b>
<b>PROJECT COSTS</b>			
Professional Services	\$ 542,990		\$ 542,990
Legal	\$ 58,373		\$ 58,373
Architect/Engineering	\$ 786,951		\$ 786,951
Appraisal/Negotiations	\$ 975		\$ 975
Construction	\$ 1,807,732		\$ 1,807,732
Land Acquisition	\$ 526,980		\$ 526,980
Furnishings & Equipment			
<b>BUDGETED EXPENDITURES</b>	<b>\$ 3,724,001</b>	<b>\$ -</b>	<b>\$ 3,724,001</b>
<b>BALANCE</b>	<b>\$ -</b>	<b>\$ -</b>	<b>\$ -</b>

## WYNNTON ROAD STREETSCAPE

<b>PROJECT NAME:</b>	Wynnton Rd Streetscapes Phase I		
<b>PROJECT DESCRIPTION:</b>	Enhancement of Wynnton Road corridor, a major artery and throughfare in midtown Columbus		
<b>BENEFIT TO THE COMMUNITY:</b>	Improved amenity for residents, property owners and visitors to Columbus in the midtown Columbus area		
<b>OPERATING BUDGET IMPACT:</b>	Reduced reliance on operating funds for repairs and improvements		
<b>MANAGING DEPARTMENT:</b>	ENGINEERING	<b>PROJECT TYPE:</b>	CORRIDOR IMPROVEMENTS
<b>ACCOUNT CODE:</b>	0508 660 3000	<b>PROJECT NO:</b>	21045

	Prior Years	FY19	Total
<b>FUNDING SOURCES</b>			
Fund Balance	\$ 2,977,776		\$ 2,977,776
Bond Proceeds			
Sales Tax			
Other			
Balance Forward		\$ -	
<b>TOTAL FUNDING SOURCES</b>	<b>\$ 2,977,776</b>	<b>\$ -</b>	<b>\$ 2,977,776</b>
<b>PROJECT COSTS</b>			
Professional Services			
Legal	\$ 29,266		\$ 29,266
Architect/Engineering	\$ 313,061		\$ 313,061
Appraisal/Negotiations	\$ 17,724		\$ 17,724
Construction	\$ 2,253,038		\$ 2,253,038
Land Acquisition	\$ 364,687		\$ 364,687
Furnishings & Equipment			
<b>BUDGETED EXPENDITURES</b>	<b>\$ 2,977,776</b>	<b>\$ -</b>	<b>\$ 2,977,776</b>
<b>BALANCE</b>	<b>\$ -</b>	<b>\$ -</b>	<b>\$ -</b>

## TRADE CENTER PARKING GARAGE

<b>PROJECT NAME:</b>	Parking Garage - Front Avenue		
<b>PROJECT DESCRIPTION:</b>	Construct and equip parking garage, which will be operated and maintained by the City, with spaces for approximately 300 vehicles		
<b>BENEFIT TO THE COMMUNITY:</b>	Provides much needed public parking capacity for events, attractions, businesses, and patrons and employees in the downtown area		
<b>OPERATING BUDGET IMPACT:</b>	Potential operating costs should garage be staffed or require notional maintenance		
<b>MANAGING DEPARTMENT:</b>	PARKING MANAGEMENT	<b>PROJECT TYPE:</b>	PARKING
<b>ACCOUNT CODE:</b>	0555 200 2447	<b>PROJECT NO:</b>	40220

	Prior Years	FY19	Total
<b>FUNDING SOURCES</b>			
Fund Balance			
Bond Proceeds	\$ 3,500,000		\$ 3,500,000
Sales Tax			
Other			
Balance Forward		\$ 3,499,710	
<b>TOTAL FUNDING SOURCES</b>	<b>\$ 3,500,000</b>	<b>\$ 3,499,710</b>	<b>\$ 3,500,000</b>
<b>PROJECT COSTS</b>			
Professional Services		\$ 10,000	\$ 10,000
Legal		\$ 10,000	\$ 10,000
Architect/Engineering	\$ 290	\$ 500,000	\$ 500,290
Appraisal/Negotiations			
Construction		\$ 2,979,710	\$ 2,979,710
Land Acquisition			
Furnishings & Equipment			
<b>BUDGETED EXPENDITURES</b>	<b>\$ 290</b>	<b>\$ 3,499,710</b>	<b>\$ 3,500,000</b>
<b>BALANCE</b>	<b>\$ 3,499,710</b>	<b>\$ -</b>	<b>\$ -</b>

## FOLLOW ME TRAIL BRIDGE

<b>PROJECT NAME:</b>	Follow Me Trail Bridge		
<b>PROJECT DESCRIPTION:</b>	Construction of pedestrian bridge at Victory Dr along Follow Me Trail		
<b>BENEFIT TO THE COMMUNITY:</b>	Improved amenity to citizens, residents, property owners and visitors to Columbus Compliance with Ga DOT schedule for providing safer, more efficient network		
<b>OPERATING BUDGET IMPACT:</b>	No impact on operational budget		
<b>MANAGING DEPARTMENT:</b>	ENGINEERING	<b>PROJECT TYPE:</b>	PEDESTRIAN BRIDGES
<b>ACCOUNT CODE:</b>	0508 660 3000	<b>PROJECT NO:</b>	24005 and 24014

	Prior Years	FY19	Total
<b>FUNDING SOURCES</b>			
Fund Balance	\$ 2,001,147		\$ 2,001,147
Bond Proceeds			
Sales Tax (1999 SPLOST)			
Other			
Balance Forward		\$ 158,146	
<b>TOTAL FUNDING SOURCES</b>	<b>\$ 2,001,147</b>	<b>\$ 158,146</b>	<b>\$ 2,001,147</b>
<b>PROJECT COSTS</b>			
Professional Services			
Legal			
Architect/Engineering	\$ 37,650	\$ 32,675	\$ 70,325
Appraisal/Negotiations			
Construction	\$ 1,805,351	\$ 125,471	\$ 1,930,822
Land Acquisition			
Furnishings & Equipment			
<b>BUDGETED EXPENDITURES</b>	<b>\$ 1,843,001</b>	<b>\$ 158,146</b>	<b>\$ 2,001,147</b>
<b>BALANCE</b>	<b>\$ 158,146</b>	<b>\$ -</b>	<b>\$ -</b>

## 2009 LOST ROADS RESURFACING/REHABILITATION

<b>PROJECT NAME:</b>	LOST Resurfacing/Rehabilitation		
<b>PROJECT DESCRIPTION:</b>	Funding set aside annually from the 2009 Local Option Sales Tax Infrastructure funds for road resurfacing and reconstruction costs		
<b>BENEFIT TO THE COMMUNITY:</b>	Improved road condition, navigability and safety for all citizens, residents, property owners, commuters and visitors of Columbus		
<b>OPERATING BUDGET IMPACT:</b>	No impact on operational budget		
<b>MANAGING DEPARTMENT:</b>	ENGINEERING	<b>PROJECT TYPE:</b>	ROAD IMPROVEMENTS
<b>ACCOUNT CODE:</b>	0109 250 9901	<b>PROJECT NO:</b>	92001

	Prior Years	FY19	Total
<b>FUNDING SOURCES</b>			
Fund Balance			
Bond Proceeds			
Sales Tax (2009 LOST)	\$ 15,315,315	\$ 89,845	\$ 15,405,160
Other			
Balance Forward		\$ 764,103	
<b>TOTAL FUNDING SOURCES</b>	<b>\$ 15,315,315</b>	<b>\$ 853,948</b>	<b>\$ 15,405,160</b>
<b>PROJECT COSTS</b>			
Professional Services			
Legal			
Architect/Engineering	\$ 121,830	\$ 103,948	\$ 225,778
Appraisal/Negotiations			
Construction	\$ 14,429,382	\$ 750,000	\$ 15,179,382
Land Acquisition			
Furnishings & Equipment			
<b>BUDGETED EXPENDITURES</b>	<b>\$ 14,551,212</b>	<b>\$ 853,948</b>	<b>\$ 15,405,160</b>
<b>BALANCE</b>	<b>\$ 764,103</b>	<b>\$ -</b>	<b>\$ -</b>

## RAILROAD IMPROVEMENTS

<b>PROJECT NAME:</b>	Railroad Improvements		
<b>PROJECT DESCRIPTION:</b>	To make improvements on railroad crossings throughout Columbus		
<b>BENEFIT TO THE COMMUNITY:</b>	Improve the railroad intersections throughout the county from proceeds of recycling old railroad parts		
<b>OPERATING BUDGET IMPACT:</b>	No impact on operational budget		
<b>MANAGING DEPARTMENT:</b>	ENGINEERING	<b>PROJECT TYPE:</b>	ROAD IMPROVEMENTS
<b>ACCOUNT CODE:</b>	0508 660 3000	<b>PROJECT NO:</b>	20778

	Prior Years	FY19	Total
<b>FUNDING SOURCES</b>			
Fund Balance	\$ 129,775		\$ 129,775
Bond Proceeds			
Sales Tax			
Other (ARRA)			
Balance Forward		\$ 99,274	
<b>TOTAL FUNDING SOURCES</b>	<b>\$ 129,775</b>	<b>\$ 99,274</b>	<b>\$ 129,775</b>
<b>PROJECT COSTS</b>			
Professional Services			
Legal			
Architect/Engineering			
Appraisal/Negotiations			
Construction	\$ 30,501	\$ 99,274	\$ 129,775
Land Acquisition			
Furnishings & Equipment			
<b>BUDGETED EXPENDITURES</b>	<b>\$ 30,501</b>	<b>\$ 99,274</b>	<b>\$ 129,775</b>
<b>BALANCE</b>	<b>\$ 99,274</b>	<b>\$ -</b>	<b>\$ -</b>



## STEAM MILL RD SIDEWALK CONCEPT

<b>PROJECT NAME:</b>	Steam Mill Road Sidewalk Concept		
<b>PROJECT DESCRIPTION:</b>	Funding for sidewalk repair on Steam Mill Rd		
<b>BENEFIT TO THE COMMUNITY:</b>	Improved safety and condition of roads		
<b>OPERATING BUDGET IMPACT:</b>	Reduce reliance on operating budget for repair costs		
<b>MANAGING DEPARTMENT:</b>	ENGINEERING	<b>PROJECT TYPE:</b>	ROAD IMPROVEMENTS
<b>ACCOUNT CODE:</b>	0109 250 9901	<b>PROJECT NO:</b>	92021

	Prior Years	FY19	Total
<b>FUNDING SOURCES</b>			
Fund Balance			
Bond Proceeds			
Sales Tax (2009 LOST)	\$ 200,000		\$ 200,000
Other			
Balance Forward		\$ 192,559	
<b>TOTAL FUNDING SOURCES</b>	<b>\$ 200,000</b>	<b>\$ 192,559</b>	<b>\$ 200,000</b>
<b>PROJECT COSTS</b>			
Professional Services			
Legal			
Architect/Engineering		\$ 192,559	\$ 192,559
Appraisal/Negotiations			
Construction	\$ 7,441		\$ 7,441
Land Acquisition			
Furnishings & Equipment			
<b>BUDGETED EXPENDITURES</b>	<b>\$ 7,441</b>	<b>\$ 192,559</b>	<b>\$ 200,000</b>
<b>BALANCE</b>	<b>\$ 192,559</b>	<b>\$ -</b>	<b>\$ -</b>

## PARK ADA UPGRADES

<b>PROJECT NAME:</b>	Park ADA Upgrades		
<b>PROJECT DESCRIPTION:</b>	Improve ramps and curbs in parks to be ADA compliant throughout Muscogee County.		
<b>BENEFIT TO THE COMMUNITY:</b>	Improved amenity to citizens, residents, property owners and visitors to Columbus, Ga		
<b>OPERATING BUDGET IMPACT:</b>	Reduced reliance on operating funds for road improvement costs		
<b>MANAGING DEPARTMENT:</b>	ENGINEERING	<b>PROJECT TYPE:</b>	ROAD IMPROVEMENTS
<b>ACCOUNT CODE:</b>	0109 250 9901	<b>PROJECT NO:</b>	92022

	Prior Years	FY19	Total
<b>FUNDING SOURCES</b>			
Fund Balance			
Bond Proceeds			
Sales Tax (2009 LOST)	\$ 100,000	\$ 100,000	\$ 200,000
Other			
Balance Forward		\$ 100,000	
<b>TOTAL FUNDING SOURCES</b>	<b>\$ 100,000</b>	<b>\$ 200,000</b>	<b>\$ 200,000</b>
<b>PROJECT COSTS</b>			
Professional Services			
Legal			
Architect/Engineering		\$ 20,000	\$ 20,000
Appraisal/Negotiations			
Construction		\$ 180,000	\$ 180,000
Land Acquisition			
Furnishings & Equipment			
<b>BUDGETED EXPENDITURES</b>	<b>\$ -</b>	<b>\$ 200,000</b>	<b>\$ 200,000</b>
<b>BALANCE</b>	<b>\$ 100,000</b>	<b>\$ -</b>	<b>\$ -</b>

## CUSSETA ROAD/OLD CUSSETA ROAD

<b>PROJECT NAME:</b>	Cusseta Rd/Old Cusseta Rd		
<b>PROJECT DESCRIPTION:</b>	Realign Cusseta Rd and Old Cusseta Rd with a new roundabout		
<b>BENEFIT TO THE COMMUNITY:</b>	Improved safety and navigability of busy intersection between Cusseta Rd and Old Cusseta Rd		
<b>OPERATING BUDGET IMPACT:</b>	Reduced reliance on operating budget for road improvements		
<b>MANAGING DEPARTMENT:</b>	ENGINEERING	<b>PROJECT TYPE:</b>	ROAD IMPROVEMENTS
<b>ACCOUNT CODE:</b>	0109 250 9901	<b>PROJECT NO:</b>	92008

	Prior Years	FY19	Total
<b>FUNDING SOURCES</b>			
Fund Balance			
Bond Proceeds			
Sales Tax (2009 LOST)	\$ 75,025		\$ 75,025
Other			
Balance Forward		\$ 75,025	
<b>TOTAL FUNDING SOURCES</b>	<b>\$ 75,025</b>	<b>\$ 75,025</b>	<b>\$ 75,025</b>
<b>PROJECT COSTS</b>			
Professional Services			
Legal			
Architect/Engineering		\$ 75,025	\$ 75,025
Appraisal/Negotiations			
Construction			
Land Acquisition			
Furnishings & Equipment			
<b>BUDGETED EXPENDITURES</b>	<b>\$ -</b>	<b>\$ 75,025</b>	<b>\$ 75,025</b>
<b>BALANCE</b>	<b>\$ 75,025</b>	<b>\$ -</b>	<b>\$ -</b>

## COOPER CREEK ADA

<b>PROJECT NAME:</b>	Cooper Creek ADA		
<b>PROJECT DESCRIPTION:</b>	Improve ramps and curbs at Cooper Creek to be ADA compliant		
<b>BENEFIT TO THE COMMUNITY:</b>	Improved amenity to citizens, residents, property owners and visitors to Columbus, Ga		
<b>OPERATING BUDGET IMPACT:</b>	Reduced reliance on operating funds for road improvement costs		
<b>MANAGING DEPARTMENT:</b>	ENGINEERING	<b>PROJECT TYPE:</b>	ROAD IMPROVEMENTS
<b>ACCOUNT CODE:</b>	0109 250 9901	<b>PROJECT NO:</b>	92020

	Prior Years	FY19	Total
<b>FUNDING SOURCES</b>			
Fund Balance			
Bond Proceeds			
Sales Tax (2009 LOST)	\$ 100,000		\$ 100,000
Sales Tax (1999 SPLOST)			
Balance Forward		\$ 100,000	
<b>TOTAL FUNDING SOURCES</b>	<b>\$ 100,000</b>	<b>\$ 100,000</b>	<b>\$ 100,000</b>
<b>PROJECT COSTS</b>			
Professional Services			
Legal			
Architect/Engineering		\$ 20,000	\$ 20,000
Appraisal/Negotiations			
Construction		\$ 80,000	\$ 80,000
Land Acquisition			
Furnishings & Equipment			
<b>BUDGETED EXPENDITURES</b>	<b>\$ -</b>	<b>\$ 100,000</b>	<b>\$ 100,000</b>
<b>BALANCE</b>	<b>\$ 100,000</b>	<b>\$ -</b>	<b>\$ -</b>

## FORREST RD WIDENING PROJECT

<b>PROJECT NAME:</b>	Forrest Rd: Macon/Woodruff Farm/ Woodruff/Floyd to Schatulga		
<b>PROJECT DESCRIPTION:</b>	Widen and reconstruct approximately 2 miles of existing roadways from 2 lanes to 4 lanes, with turn lanes at major intersections		
<b>BENEFIT TO THE COMMUNITY:</b>	Improves navigability and traffic flow in a heavily traveled, densely populated area of Columbus/Muscogee County		
<b>OPERATING BUDGET IMPACT:</b>	Reduced reliance on operating funds to improve and reconstruct roadways		
<b>MANAGING DEPARTMENT:</b>	ENGINEERING/ PLANNING/ PUBLIC WORKS 0540 695 2126 and	<b>PROJECT TYPE:</b>	ROAD IMPROVEMENTS 21128, 24003, 53008,
<b>ACCOUNT CODE:</b>	0559 800 2160	<b>PROJECT NO:</b>	53009, 82052

	Prior Years	FY19	Total
<b>FUNDING SOURCES</b>			
Fund Balance	\$ 4,318,715		\$ 4,318,715
Bond Proceeds	\$ 2,768,045		\$ 2,768,045
Sales Tax (1999 SPLOST)	\$ 2,864,352		\$ 2,864,352
Other			
Balance Forward		\$ -	
<b>TOTAL FUNDING SOURCES</b>	<b>\$ 9,951,112</b>	<b>\$ -</b>	<b>\$ 9,951,112</b>
<b>PROJECT COSTS</b>			
Professional Services	\$ 413,972		\$ 413,972
Legal	\$ 87,259		\$ 87,259
Architect/Engineering	\$ 1,735,026		\$ 1,735,026
Appraisal/Negotiations	\$ 35,800		\$ 35,800
Construction	\$ 7,475,168		\$ 7,475,168
Land Acquisition and RE/ROW Purchases	\$ 203,887		\$ 203,887
Furnishings & Equipment			
<b>BUDGETED EXPENDITURES</b>	<b>\$ 9,951,112</b>	<b>\$ -</b>	<b>\$ 9,951,112</b>
<b>BALANCE</b>	<b>\$ -</b>	<b>\$ -</b>	<b>\$ -</b>

## FT BENNING RD at BRENNAN ROAD

<b>PROJECT NAME:</b>	Ft Benning/Brennan/Ezone		
<b>PROJECT DESCRIPTION:</b>	Road improvements in the area of Ft. Benning Rd and Brennan Rd		
<b>BENEFIT TO THE COMMUNITY:</b>	Improved road condition, safety, and traffic flow for commuters, residents, property owners and visitors to the Ft Benning area		
<b>OPERATING BUDGET IMPACT:</b>	Reduced reliance on operating funds for road improvement and repair		
<b>MANAGING DEPARTMENT:</b>	ENGINEERING/ PUBLIC WORKS/ PLANNING 0540 695 2131, 0559 800 2160, and 0560 800 2161	<b>PROJECT TYPE:</b>	ROAD IMPROVEMENTS 50606 82057 83001
<b>ACCOUNT CODE:</b>		<b>PROJECT NO:</b>	

	Prior Years	FY19	Total
<b>FUNDING SOURCES</b>			
Fund Balance			
Bond Proceeds	\$ 2,122,947		\$ 2,122,947
Sales Tax (1999 SPLOST)	\$ 2,000,000		\$ 2,000,000
Other			
Balance Forward		\$ 2,011,235	
<b>TOTAL FUNDING SOURCES</b>	<b>\$ 4,122,947</b>	<b>\$ 2,011,235</b>	<b>\$ 4,122,947</b>
<b>PROJECT COSTS</b>			
Professional Services	\$ 126,572	\$ 5,065	\$ 131,638
Legal	\$ 16,135		\$ 16,135
Architect/Engineering	\$ 562,814	\$ 7,060	\$ 569,874
Appraisal/Negotiations	\$ 153,621		\$ 153,621
Construction	\$ 466,508	\$ 1,999,110	\$ 2,465,618
Land Acquisition	\$ 786,061		\$ 786,061
Furnishings & Equipment			
<b>BUDGETED EXPENDITURES</b>	<b>\$ 2,111,712</b>	<b>\$ 2,011,235</b>	<b>\$ 4,122,947</b>
<b>BALANCE</b>	<b>\$ 2,011,235</b>	<b>\$ -</b>	<b>\$ -</b>

## MARTIN LUTHER KING BLVD

<b>PROJECT NAME:</b>	MLK Resurfacing/MLK Intersection Enhancements		
<b>PROJECT DESCRIPTION:</b>	Improvements to one of the major arteries of Columbus at the intersection of Martin Luther King Blvd and Buena Vista Rd.		
<b>BENEFIT TO THE COMMUNITY:</b>	Improved navigability of heavily trafficked, ease congested roadways and intersection		
<b>OPERATING BUDGET IMPACT:</b>	Reduced reliance on operating budget for road improvements		
<b>MANAGING DEPARTMENT:</b>	ENGINEERING/ PUBLIC WORKS 0540 695 2126 and	<b>PROJECT TYPE:</b>	ROAD IMPROVEMENTS 24006
<b>ACCOUNT CODE:</b>	0109 250 9901	<b>PROJECT NO:</b>	92013 and 92018

	Prior Years	FY19	Total
<b>FUNDING SOURCES</b>			
Fund Balance	\$ 2,300,000		\$ 2,300,000
Bond Proceeds			
Sales Tax (1999 SPLOST)			
Sales Tax (2009 LOST)	\$ 1,100,000		\$ 1,100,000
Balance Forward		\$ 1,109,803	
<b>TOTAL FUNDING SOURCES</b>	<b>\$ 3,400,000</b>	<b>\$ 1,109,803</b>	<b>\$ 3,400,000</b>
<b>PROJECT COSTS</b>			
Professional Services			
Legal			
Architect/Engineering			
Appraisal/Negotiations			
Construction	\$ 2,290,197	\$ 1,109,803	\$ 3,400,000
Land Acquisition			
Furnishings & Equipment			
<b>BUDGETED EXPENDITURES</b>	<b>\$ 2,290,197</b>	<b>\$ 1,109,803</b>	<b>\$ 3,400,000</b>
<b>BALANCE</b>	<b>\$ 1,109,803</b>	<b>\$ -</b>	<b>\$ -</b>

## MOON ROAD PHASE I

<b>PROJECT NAME:</b>	Moon Rd Phase 1: Wilbur/Whittlesey		
<b>PROJECT DESCRIPTION:</b>	Improvements and widening of Moon Road (Phase I)		
<b>BENEFIT TO THE COMMUNITY:</b>	Improved navigability and ease of congestion in a heavily trafficked, densely populated area of Columbus/Muscogee		
<b>OPERATING BUDGET IMPACT:</b>	Reduced reliance on operating funds for road improvement costs		
<b>MANAGING DEPARTMENT:</b>	ENGINEERING/ PLANNING/ PUBLIC WORKS 0540 695 2126 and	<b>PROJECT TYPE:</b>	ROAD IMPROVEMENTS
<b>ACCOUNT CODE:</b>	0559 800 2160	<b>PROJECT NO:</b>	53023 and 82051

	Prior Years	FY19	Total
<b>FUNDING SOURCES</b>			
Fund Balance			
Bond Proceeds	\$ 5,693,469		\$ 5,693,469
Sales Tax (1999 SPLOST)	\$ 1,022,374		\$ 1,022,374
Other			
Balance Forward		\$ -	
<b>TOTAL FUNDING SOURCES</b>	<b>\$ 6,715,843</b>	<b>\$ -</b>	<b>\$ 6,715,843</b>
<b>PROJECT COSTS</b>			
Professional Services	\$ 188,382		\$ 188,382
Legal	\$ 133,525		\$ 133,525
Architect/Engineering	\$ 126,617		\$ 126,617
Appraisal/Negotiations	\$ 30,607		\$ 30,607
Construction	\$ 5,744,239		\$ 5,744,239
Land Acquisition	\$ 492,473		\$ 492,473
Furnishings & Equipment			
<b>BUDGETED EXPENDITURES</b>	<b>\$ 6,715,843</b>	<b>\$ -</b>	<b>\$ 6,715,843</b>
<b>BALANCE</b>	<b>\$ -</b>	<b>\$ -</b>	<b>\$ -</b>



## NORTHSTAR/ST MARY'S ROAD

<b>PROJECT NAME:</b>	Northstar/St Mary's Rd		
<b>PROJECT DESCRIPTION:</b>	Improve roads in the Northstar corridor of St Mary's Road		
<b>BENEFIT TO THE COMMUNITY:</b>	Improved navigability and safety of roads in this area		
<b>OPERATING BUDGET IMPACT:</b>	Reduced reliance on operating funds for road improvement costs		
<b>MANAGING DEPARTMENT:</b>	ENGINEERING/ PUBLIC WORKS	<b>PROJECT TYPE:</b>	ROAD IMPROVEMENTS
<b>ACCOUNT CODE:</b>	0540 695 2126	<b>PROJECT NO:</b>	53020

	Prior Years	FY19	Total
<b>FUNDING SOURCES</b>			
Fund Balance			
Bond Proceeds			
Sales Tax (1999 SPLOST)	\$ 652,071		\$ 652,071
Other			
Balance Forward		\$ -	
<b>TOTAL FUNDING SOURCES</b>	<b>\$ 652,071</b>	<b>\$ -</b>	<b>\$ 652,071</b>
<b>PROJECT COSTS</b>			
Professional Services			
Legal	\$ 853		\$ 853
Architect/Engineering	\$ 14,394		\$ 14,394
Appraisal/Negotiations			
Construction	\$ 600,039		\$ 600,039
Land Acquisition	\$ 36,785		\$ 36,785
Furnishings & Equipment			
<b>BUDGETED EXPENDITURES</b>	<b>\$ 652,071</b>	<b>\$ -</b>	<b>\$ 652,071</b>
<b>BALANCE</b>	<b>\$ -</b>	<b>\$ -</b>	<b>\$ -</b>

## RIVER ROAD/BRADLEY PARK/JR ALLEN PKWY

<b>PROJECT NAME:</b>	River Rd/Bradley Pk/JR Allen Ramp		
<b>PROJECT DESCRIPTION:</b>	Road and on/off ramp reconstruction and reconfiguration at River Road and Bradley Park Drive off the JR Allen Parkway		
<b>BENEFIT TO THE COMMUNITY:</b>	Improved safety and navigability of heavily trafficked and highly congested area		
<b>OPERATING BUDGET IMPACT:</b>	Reduced reliance on operating funds for road improvements		
<b>MANAGING DEPARTMENT:</b>	ENGINEERING/ PUBLIC WORKS/ PLANNING 0508 660 3000 and	<b>PROJECT TYPE:</b>	ROAD IMPROVEMENTS 21127
<b>ACCOUNT CODE:</b>	0540 695 2126	<b>PROJECT NO:</b>	53018

	Prior Years	FY19	Total
<b>FUNDING SOURCES</b>			
Fund Balance	\$ 1,523,819		\$ 1,523,819
Bond Proceeds			
Sales Tax (1999 SPLOST)	\$ 1,535,952		\$ 1,535,952
Other			
Balance Forward		\$ 2,197,331	
<b>TOTAL FUNDING SOURCES</b>	<b>\$ 3,059,771</b>	<b>\$ 2,197,331</b>	<b>\$ 3,059,771</b>
<b>PROJECT COSTS</b>			
Professional Services	\$ 41,713		\$ 41,713
Legal	\$ 2,750		\$ 2,750
Architect/Engineering	\$ 283,530		\$ 283,530
Appraisal/Negotiations	\$ 1,000		\$ 1,000
Construction	\$ 442,735	\$ 2,197,331	\$ 2,640,066
Land Acquisition	\$ 90,713		\$ 90,713
Furnishings & Equipment			
<b>BUDGETED EXPENDITURES</b>	<b>\$ 862,441</b>	<b>\$ 2,197,331</b>	<b>\$ 3,059,771</b>
<b>BALANCE</b>	<b>\$ 2,197,331</b>	<b>\$ -</b>	<b>\$ -</b>

## SIDEWALK AND BRICK PAVER

<b>PROJECT NAME:</b>	Sidewalk and Brick Paver		
<b>PROJECT DESCRIPTION:</b>	Funding for sidewalk and brick repair throughout Columbus/Muscogee County		
<b>BENEFIT TO THE COMMUNITY:</b>	Improved safety and condition of roads		
<b>OPERATING BUDGET IMPACT:</b>	Reduce reliance on operating budget for repair costs		
<b>MANAGING DEPARTMENT:</b>	ENGINEERING/ PUBLIC WORKS	<b>PROJECT TYPE:</b>	ROAD IMPROVEMENTS
<b>ACCOUNT CODE:</b>	0109 250 9901	<b>PROJECT NO:</b>	92015

	Prior Years	FY19	Total
<b>FUNDING SOURCES</b>			
Fund Balance			
Bond Proceeds			
Sales Tax (2009 LOST)	\$ 100,753		\$ 100,753
Other			
Balance Forward		\$ 12,449	
<b>TOTAL FUNDING SOURCES</b>	<b>\$ 100,753</b>	<b>\$ 12,449</b>	<b>\$ 100,753</b>
<b>PROJECT COSTS</b>			
Professional Services			
Legal	\$ 210		\$ 210
Architect/Engineering			
Appraisal/Negotiations			
Construction	\$ 88,094	\$ 12,449	\$ 100,543
Land Acquisition			
Furnishings & Equipment			
<b>BUDGETED EXPENDITURES</b>	<b>\$ 88,304</b>	<b>\$ 12,449</b>	<b>\$ 100,753</b>
<b>BALANCE</b>	<b>\$ 12,449</b>	<b>\$ -</b>	<b>\$ -</b>

## SOUTH LUMPKIN ROAD

<b>PROJECT NAME:</b>	So Lumpkin Rd Roundabout LMIG FY13		
<b>PROJECT DESCRIPTION:</b>	Improve roads in the South Lumpkin Rd area including roundabout		
<b>BENEFIT TO THE COMMUNITY:</b>	Improved navigability and safety on roads for commuters, property owners and residents		
<b>OPERATING BUDGET IMPACT:</b>	No impact on operational budget		
<b>MANAGING DEPARTMENT:</b>	PLANNING/ ENGINEERING 0508 660 3000 and	<b>PROJECT TYPE:</b>	ROAD IMPROVEMENTS
<b>ACCOUNT CODE:</b>	0109 250 9901	<b>PROJECT NO:</b>	21076, 92010

	Prior Years	FY19	Total
<b>FUNDING SOURCES</b>			
Fund Balance	\$ 1,215,000		\$ 1,215,000
Bond Proceeds			
Sales Tax (2009 LOST)	\$ 586,452		\$ 586,452
Other			
Balance Forward		\$ 110	
<b>TOTAL FUNDING SOURCES</b>	<b>\$ 1,801,452</b>	<b>\$ 110</b>	<b>\$ 1,801,452</b>
<b>PROJECT COSTS</b>			
Professional Services			
Legal			
Architect/Engineering	\$ 13,434		\$ 13,434
Appraisal/Negotiations			
Construction	\$ 1,787,908	\$ 110	\$ 1,788,018
Land Acquisition			
Furnishings & Equipment			
<b>BUDGETED EXPENDITURES</b>	<b>\$ 1,801,342</b>	<b>\$ 110</b>	<b>\$ 1,801,452</b>
<b>BALANCE</b>	<b>\$ 110</b>	<b>\$ -</b>	<b>\$ -</b>

## VETERANS DOUBLE CHURCHES

<b>PROJECT NAME:</b>	Veterans Double Churches		
<b>PROJECT DESCRIPTION:</b>	Improvements to Veterans Parkway and Double Churches Roads		
<b>BENEFIT TO THE COMMUNITY:</b>	Improved navigability and eased congestion in heavily trafficked, densely populated area of Columbus/Muscogee		
<b>OPERATING BUDGET IMPACT:</b>	Reduced reliance on operating budget for road improvement costs		
<b>MANAGING DEPARTMENT:</b>	ENGINEERING/ PLANNING/ PUBLIC WORKS 0508 660 3000 0540 695 2126 and 0109 250 9901	<b>PROJECT TYPE:</b>	ROAD IMPROVEMENTS
<b>ACCOUNT CODE:</b>	0109 250 9901	<b>PROJECT NO:</b>	21086, 53019, 92016

	Prior Years	FY19	Total
<b>FUNDING SOURCES</b>			
Fund Balance	\$ 1,499,069		\$ 1,499,069
Bond Proceeds			
Sales Tax (1999 SPLOST)	\$ 2,899,208		\$ 2,899,208
Sales Tax (2009 LOST)	\$ 458,907		\$ 458,907
Balance Forward		\$ 47,458	
<b>TOTAL FUNDING SOURCES</b>	<b>\$ 4,857,184</b>	<b>\$ 47,458</b>	<b>\$ 4,857,184</b>
<b>PROJECT COSTS</b>			
Professional Services	\$ 44,025		\$ 44,025
Legal			
Architect/Engineering	\$ 409,539		\$ 409,539
Appraisal/Negotiations	\$ 5,131		\$ 5,131
Construction	\$ 4,212,561	\$ 47,458	\$ 4,260,019
Land Acquisition	\$ 138,470		\$ 138,470
Furnishings & Equipment			
<b>BUDGETED EXPENDITURES</b>	<b>\$ 4,809,726</b>	<b>\$ 47,458</b>	<b>\$ 4,857,184</b>
<b>BALANCE</b>	<b>\$ 47,458</b>	<b>\$ -</b>	<b>\$ -</b>

## WHITESVILLE DOUBLE CHURCHES RD

<b>PROJECT NAME:</b>	Whitesville/Double Churches		
<b>PROJECT DESCRIPTION:</b>	Road improvements at the intersection of Whitesville and Double Churches Rds		
<b>BENEFIT TO THE COMMUNITY:</b>	Improving a high traffic intersection in a very heavily congested area		
<b>OPERATING BUDGET IMPACT:</b>	Reduced reliance on operating funds to pay for intersection improvement		
<b>MANAGING DEPARTMENT:</b>	ENGINEERING 0508 660 3000, 0540 695 2126 and	<b>PROJECT TYPE:</b>	ROAD IMPROVEMENTS
<b>ACCOUNT CODE:</b>	0559 800 2160	<b>PROJECT NO:</b>	20353, 50327, 82055

	Prior Years	FY19	Total
<b>FUNDING SOURCES</b>			
Fund Balance	\$ 340,244		\$ 340,244
Bond Proceeds	\$ 56,164		\$ 56,164
Sales Tax (1999 SPLOST)	\$ 478,693		\$ 478,693
Other			
Balance Forward		\$ -	
<b>TOTAL FUNDING SOURCES</b>	<b>\$ 875,101</b>	<b>\$ -</b>	<b>\$ 875,101</b>
<b>PROJECT COSTS</b>			
Professional Services	\$ 51,250		\$ 51,250
Legal	\$ 13,696		\$ 13,696
Architect/Engineering	\$ 197,463		\$ 197,463
Appraisal/Negotiations	\$ 136,066		\$ 136,066
Construction			
Land Acquisition	\$ 475,850		\$ 475,850
Furnishings & Equipment	\$ 776		\$ 776
<b>BUDGETED EXPENDITURES</b>	<b>\$ 875,101</b>	<b>\$ -</b>	<b>\$ 875,101</b>
<b>BALANCE</b>	<b>\$ -</b>	<b>\$ -</b>	<b>\$ -</b>

## ROAD RESURFACING/REHABILITATION

<b>PROJECT NAME:</b>	Resurfacing/Rehabilitation Program		
<b>PROJECT DESCRIPTION:</b>	Funding set aside annually for road resurfacing and other routine road maintenance repairs, or other construction in Columbus		
<b>BENEFIT TO THE COMMUNITY:</b>	Provides a safer and more efficient roadway system for drivers		
<b>OPERATING BUDGET IMPACT:</b>	Funds are leveraged with State of Georgia Department of Transportation (DOT) funds. Programmatic funding and matching reduces pressure on operating funds		
<b>MANAGING DEPARTMENT:</b>	PUBLIC WORKS/ ENGINEERING	<b>PROJECT TYPE:</b>	ROAD MAINTENANCE
<b>ACCOUNT CODE:</b>	0508 660 3000	<b>PROJECT NO:</b>	21023

	Prior Years	FY19	Total
<b>FUNDING SOURCES</b>			
Fund Balance	\$ 18,048,491	\$ 1,869,470	\$ 19,917,961
Bond Proceeds			
Sales Tax			
Other			
Balance Forward		\$ -	
<b>TOTAL FUNDING SOURCES</b>	<b>\$ 18,048,491</b>	<b>\$ 1,869,470</b>	<b>\$ 19,917,961</b>
<b>PROJECT COSTS</b>			
Professional Services			
Legal			
Architect/Engineering	\$ 24,211		\$ 24,211
Appraisal/Negotiations			
Construction	\$ 18,024,280	\$ 1,869,470	\$ 19,893,750
Land Acquisition			
Furnishings & Equipment			
<b>BUDGETED EXPENDITURES</b>	<b>\$ 18,048,491</b>	<b>\$ 1,869,470</b>	<b>\$ 19,917,961</b>
<b>BALANCE</b>	<b>\$ -</b>	<b>\$ -</b>	<b>\$ -</b>

## ATMS/SIGNAL

<b>PROJECT NAME:</b>	ATMS Signal		
<b>PROJECT DESCRIPTION:</b>	Field connection using primary fiber optic cable between Traffic Coordination Center (TCC) and traffic signals		
<b>BENEFIT TO THE COMMUNITY:</b>	Improved traffic flow through use of TCC system to alert commuters regarding traffic conditions, upcoming events or to reroute traffic		
<b>OPERATING BUDGET IMPACT:</b>	No impact on operating budget		
<b>MANAGING DEPARTMENT:</b>	ENGINEERING	<b>PROJECT TYPE:</b>	TRAFFIC FLOW
<b>ACCOUNT CODE:</b>	0508 660 3000	<b>PROJECT NO:</b>	20760

	Prior Years	FY18	Total
<b>FUNDING SOURCES</b>			
Fund Balance	\$ 355,043		\$ 355,043
Bond Proceeds			
Sales Tax			
Other			
Balance Forward		\$ 805	
<b>TOTAL FUNDING SOURCES</b>	<b>\$ 355,043</b>	<b>\$ 805</b>	<b>\$ 355,043</b>
<b>PROJECT COSTS</b>			
Professional Services			
Legal			
Architect/Engineering	\$ 354,238	\$ 805	\$ 355,043
Appraisal/Negotiations			
Construction			
Land Acquisition			
Furnishings & Equipment			
<b>BUDGETED EXPENDITURES</b>	<b>\$ 354,238</b>	<b>\$ 805</b>	<b>\$ 355,043</b>
<b>BALANCE</b>	<b>\$ 805</b>	<b>\$ -</b>	<b>\$ -</b>



## FIBER OPTIC INTERCONNECT

<b>PROJECT NAME:</b>	Fiber Optic Interconnect		
<b>PROJECT DESCRIPTION:</b>	Conversion of existing metallic traffic signals using interconnected fiber optics		
<b>BENEFIT TO THE COMMUNITY:</b>	Provides more efficient transportation network and complies with Ga DOT schedule		
<b>OPERATING BUDGET IMPACT:</b>	No impact on operating budget		
<b>MANAGING DEPARTMENT:</b>	ENGINEERING/ PUBLIC WORKS	<b>PROJECT TYPE:</b>	TRAFFIC FLOW
	0508 660 3000		
<b>ACCOUNT CODE:</b>	0109 250 9901	<b>PROJECT NO:</b>	2103392023

	Prior Years	FY19	Total
<b>FUNDING SOURCES</b>			
Fund Balance	\$ 200,000		\$ 200,000
Bond Proceeds			
Sales Tax (2009 LOST)	\$ 200,000		\$ 200,000
Other (ARRA)			
Balance Forward		\$ 208,156	
<b>TOTAL FUNDING SOURCES</b>	<b>\$ 400,000</b>	<b>\$ 208,156</b>	<b>\$ 400,000</b>
<b>PROJECT COSTS</b>			
Professional Services			
Legal			
Architect/Engineering	\$ 4,565		\$ 4,565
Appraisal/Negotiations			
Construction	\$ 182,279	\$ 208,156	\$ 390,435
Land Acquisition	\$ 5,000		\$ 5,000
Furnishings & Equipment			
<b>BUDGETED EXPENDITURES</b>	<b>\$ 191,844</b>	<b>\$ 208,156</b>	<b>\$ 400,000</b>
<b>BALANCE</b>	<b>\$ 208,156</b>	<b>\$ -</b>	<b>\$ -</b>

## LED SIGNAL HEADS

<b>PROJECT NAME:</b>	LED Signal Heads		
<b>PROJECT DESCRIPTION:</b>	Replacement of existing traffic signal heads with new high visibility L.E.D. traffic signal heads		
<b>BENEFIT TO THE COMMUNITY:</b>	Improves roadway safety and traffic flow, while use of L.E.D. technology improves efficiency by reducing		
<b>OPERATING BUDGET IMPACT:</b>	Reduced operating costs due to efficiency of LED		
<b>MANAGING DEPARTMENT:</b>	ENGINEERING	<b>PROJECT TYPE:</b>	TRAFFIC FLOW
<b>ACCOUNT CODE:</b>	0508 660 3000	<b>PROJECT NO:</b>	20759

	Prior Years	FY19	Total
<b>FUNDING SOURCES</b>			
Fund Balance	\$ 162,657		\$ 162,657
Bond Proceeds			
Sales Tax			
Other			
Balance Forward		\$ 20,992	
<b>TOTAL FUNDING SOURCES</b>	<b>\$ 162,657</b>	<b>\$ 20,992</b>	<b>\$ 162,657</b>
<b>PROJECT COSTS</b>			
Professional Services	\$ 12,635		\$ 12,635
Legal			
Architect/Engineering			
Appraisal/Negotiations			
Construction		\$ 20,992	\$ 20,992
Land Acquisition			
Furnishings & Equipment	\$ 129,030		\$ 129,030
<b>BUDGETED EXPENDITURES</b>	<b>\$ 141,665</b>	<b>\$ 20,992</b>	<b>\$ 162,657</b>
<b>BALANCE</b>	<b>\$ 20,992</b>	<b>\$ -</b>	<b>\$ -</b>

## TRAFFIC CALMING

<b>PROJECT NAME:</b>	Traffic Calming		
<b>PROJECT DESCRIPTION:</b>	Purchasing of traffic calming devices which allow City to monitor and react to problematic traffic conditions or events		
<b>BENEFIT TO THE COMMUNITY:</b>	Improve traffic network by reducing congestion as needed		
<b>OPERATING BUDGET IMPACT:</b>	No impact on operating budget		
<b>MANAGING DEPARTMENT:</b>	ENGINEERING	<b>PROJECT TYPE:</b>	TRAFFIC FLOW
<b>ACCOUNT CODE:</b>	0508 660 3000	<b>PROJECT NO:</b>	21037

	Prior Years	FY19	Total
<b>FUNDING SOURCES</b>			
Fund Balance	\$ 111,863		\$ 111,863
Bond Proceeds			
Sales Tax			
Other			
Balance Forward		\$ 12,340	
<b>TOTAL FUNDING SOURCES</b>	<b>\$ 111,863</b>	<b>\$ 12,340</b>	<b>\$ 111,863</b>
<b>PROJECT COSTS</b>			
Professional Services			
Legal			
Architect/Engineering			
Appraisal/Negotiations			
Construction	\$ 99,523	\$ 12,340	\$ 111,863
Land Acquisition			
Furnishings & Equipment			
<b>BUDGETED EXPENDITURES</b>	<b>\$ 99,523</b>	<b>\$ 12,340</b>	<b>\$ 111,863</b>
<b>BALANCE</b>	<b>\$ 12,340</b>	<b>\$ -</b>	<b>\$ -</b>

## RAILS TO TRAILS MAINTENANCE

<b>PROJECT NAME:</b>	Rails to Trails Maintenance		
<b>PROJECT DESCRIPTION:</b>	Maintenance, repair, reconstruction, and improvements as needed for the Rails to Trails walking/running/biking trails,		
<b>BENEFIT TO THE COMMUNITY:</b>	Maintain and improve extensive network of walking and biking trails which are used for recreation, sport and leisure by residents, visitors and citizens.		
<b>OPERATING BUDGET IMPACT:</b>	No impact on operating budget		
<b>MANAGING DEPARTMENT:</b>	PUBLIC WORKS	<b>PROJECT TYPE:</b>	WALKING/ BIKING TRAILS
<b>ACCOUNT CODE:</b>	0508 660 1000	<b>PROJECT NO:</b>	22912

	Prior Years	FY19	Total
<b>FUNDING SOURCES</b>			
Fund Balance	\$ 256,266		\$ 256,266
Bond Proceeds			
Sales Tax			
Other			
Balance Forward		\$ 226,621	
<b>TOTAL FUNDING SOURCES</b>	<b>\$ 256,266</b>	<b>\$ 226,621</b>	<b>\$ 256,266</b>
<b>PROJECT COSTS</b>			
Professional Services			
Legal			
Architect/Engineering			
Appraisal/Negotiations			
Construction	\$ 29,645	\$ 226,621	\$ 256,266
Land Acquisition			
Furnishings & Equipment			
<b>BUDGETED EXPENDITURES</b>	<b>\$ 29,645</b>	<b>\$ 226,621</b>	<b>\$ 256,266</b>
<b>BALANCE</b>	<b>\$ 226,621</b>	<b>\$ -</b>	<b>\$ -</b>

## WALKING TRAILS/TROLLEY SYSTEM

<b>PROJECT NAME:</b>	Walking Trails / Trolley System		
<b>PROJECT DESCRIPTION:</b>	Implement walking and biking trail systems, including crossing lights, into the existing Columbus street system		
<b>BENEFIT TO THE COMMUNITY:</b>	Enhanced amenity for residents, citizens and visitors to Columbus		
<b>OPERATING BUDGET IMPACT:</b>	No impact on the operational budget		
<b>MANAGING DEPARTMENT:</b>	ENGINEERING/ PUBLIC WORKS 0508 660 1000, 0508 660 3000 and 0540 695 2126	<b>PROJECT TYPE:</b>	WALKING/ BIKING TRAILS  21040, 21061, 22197, 53017
<b>ACCOUNT CODE:</b>		<b>PROJECT NO:</b>	

	Prior Years	FY19	Total
<b>FUNDING SOURCES</b>			
Fund Balance	\$ 100,000		\$ 100,000
Bond Proceeds			
Sales Tax (1999 SPLOST)	\$ 11,494,345		\$ 11,494,345
Other (ARRA)	\$ 2,181,719		\$ 2,181,719
Balance Forward		\$ 503,648	
<b>TOTAL FUNDING SOURCES</b>	<b>\$ 13,776,064</b>	<b>\$ 503,648</b>	<b>\$ 13,776,064</b>
<b>PROJECT COSTS</b>			
Professional Services	\$ 139,486		\$ 139,486
Legal	\$ 6,670		\$ 6,670
Architect/Engineering	\$ 2,271,871		\$ 2,271,871
Appraisal/Negotiations	\$ 9,056		\$ 9,056
Construction	\$ 10,808,363	\$ 503,648	\$ 11,312,011
Land Acquisition			
Furnishings & Equipment	\$ 36,970		\$ 36,970
<b>BUDGETED EXPENDITURES</b>	<b>\$ 13,272,416</b>	<b>\$ 503,648</b>	<b>\$ 13,776,064</b>
<b>BALANCE</b>	<b>\$ 503,648</b>	<b>\$ -</b>	<b>\$ -</b>

## FY17 LMIG VICTORY DR/30TH AVE SIGNAL

<b>PROJECT NAME:</b>	FY17 LMIG Victory Dr/30th Ave Signal		
<b>PROJECT DESCRIPTION:</b>	Improve traffic flow at Victory Dr and 30th Ave intersection with a traffic signal		
<b>BENEFIT TO THE COMMUNITY:</b>	Improve traffic network by reducing congestion as needed		
<b>OPERATING BUDGET IMPACT:</b>	No impact on the operational budget		
<b>MANAGING DEPARTMENT:</b>	ENGINEERING	<b>PROJECT TYPE:</b>	TRAFFIC FLOW
<b>ACCOUNT CODE:</b>	0508 660 3000	<b>PROJECT NO:</b>	24007

	Prior Years	FY19	Total
<b>FUNDING SOURCES</b>			
Fund Balance	\$ 150,000		\$ 150,000
Bond Proceeds			
Sales Tax (1999 SPLOST)			
Other (ARRA)			
Balance Forward		\$ 120,000	
<b>TOTAL FUNDING SOURCES</b>	<b>\$ 150,000</b>	<b>\$ 120,000</b>	<b>\$ 150,000</b>
<b>PROJECT COSTS</b>			
Professional Services			
Legal			
Architect/Engineering	\$ 30,000		\$ 30,000
Appraisal/Negotiations			
Construction		\$ 120,000	\$ 120,000
Land Acquisition			
Furnishings & Equipment			
<b>BUDGETED EXPENDITURES</b>	<b>\$ 30,000</b>	<b>\$ 120,000</b>	<b>\$ 150,000</b>
<b>BALANCE</b>	<b>\$ 120,000</b>	<b>\$ -</b>	<b>\$ -</b>

## FY17 LMIG ADA AVE/WYNNNTON RD SIGNAL

<b>PROJECT NAME:</b>	FY17 LMIG Ada Ave/Wynnton Rd Signal		
<b>PROJECT DESCRIPTION:</b>	Improve roads in the Wynnton Rd area with a traffic signal		
<b>BENEFIT TO THE COMMUNITY:</b>	Improve traffic network by reducing congestion as needed		
<b>OPERATING BUDGET IMPACT:</b>	No impact on the operational budget		
<b>MANAGING DEPARTMENT:</b>	ENGINEERING	<b>PROJECT TYPE:</b>	TRAFFIC FLOW
<b>ACCOUNT CODE:</b>	0508 660 3000	<b>PROJECT NO:</b>	24008

	Prior Years	FY19	Total
<b>FUNDING SOURCES</b>			
Fund Balance	\$ 250,000		\$ 250,000
Bond Proceeds			
Sales Tax (1999 SPLOST)			
Other (ARRA)			
Balance Forward		\$ 130,813	
<b>TOTAL FUNDING SOURCES</b>	<b>\$ 250,000</b>	<b>\$ 130,813</b>	<b>\$ 250,000</b>
<b>PROJECT COSTS</b>			
Professional Services			
Legal			
Architect/Engineering			
Appraisal/Negotiations			
Construction	\$ 119,187	\$ 130,813	\$ 250,000
Land Acquisition			
Furnishings & Equipment			
<b>BUDGETED EXPENDITURES</b>	<b>\$ 119,187</b>	<b>\$ 130,813</b>	<b>\$ 250,000</b>
<b>BALANCE</b>	<b>\$ 130,813</b>	<b>\$ -</b>	<b>\$ -</b>

## FY17 LMIG FORTSON RD/WILLIAMS RD ROUNDABOUT

<b>PROJECT NAME:</b>	FY17 LMIG Fortson Rd/Williams Rd Roundabout		
<b>PROJECT DESCRIPTION:</b>	Improve roads at intersection with a roundabout		
<b>BENEFIT TO THE COMMUNITY:</b>	Improve traffic network by reducing congestion as needed		
<b>OPERATING BUDGET IMPACT:</b>	No impact on the operational budget		
<b>MANAGING DEPARTMENT:</b>	ENGINEERING	<b>PROJECT TYPE:</b>	TRAFFIC FLOW
<b>ACCOUNT CODE:</b>	0508 660 3000	<b>PROJECT NO:</b>	24009

	Prior Years	FY19	Total
<b>FUNDING SOURCES</b>			
Fund Balance	\$ 1,551,969		\$ 1,551,969
Bond Proceeds			
Sales Tax (1999 SPLOST)			
Other (ARRA)			
Balance Forward		\$ 1,551,969	
<b>TOTAL FUNDING SOURCES</b>	<b>\$ 1,551,969</b>	<b>\$ 1,551,969</b>	<b>\$ 1,551,969</b>
<b>PROJECT COSTS</b>			
Professional Services			
Legal			
Architect/Engineering		\$ 100,000	\$ 100,000
Appraisal/Negotiations			
Construction		\$ 1,451,969	\$ 1,451,969
Land Acquisition			
Furnishings & Equipment			
<b>BUDGETED EXPENDITURES</b>	<b>\$ -</b>	<b>\$ 1,551,969</b>	<b>\$ 1,551,969</b>
<b>BALANCE</b>	<b>\$ 1,551,969</b>	<b>\$ -</b>	<b>\$ -</b>



## MOTT'S GREEN

<b>PROJECT NAME:</b>	Mott's Green		
<b>PROJECT DESCRIPTION:</b>	Improve landscape and greenspace of Mott's Green property		
<b>BENEFIT TO THE COMMUNITY:</b>	Enhanced amenity for residents, citizens and visitors to Columbus		
<b>OPERATING BUDGET IMPACT:</b>	No impact on the operational budget		
<b>MANAGING DEPARTMENT:</b>	ENGINEERING	<b>PROJECT TYPE:</b>	TRAFFIC FLOW
<b>ACCOUNT CODE:</b>	0508 660 3000	<b>PROJECT NO:</b>	24012

	Prior Years	FY19	Total
<b>FUNDING SOURCES</b>			
Fund Balance	\$ 814,175		\$ 814,175
Bond Proceeds			
Sales Tax (1999 SPLOST)			
Other (ARRA)			
Balance Forward		\$ 748,324	
<b>TOTAL FUNDING SOURCES</b>	<b>\$ 814,175</b>	<b>\$ 748,324</b>	<b>\$ 814,175</b>
<b>PROJECT COSTS</b>			
Professional Services	\$ 840		\$ 840
Legal			
Architect/Engineering	\$ 65,011	\$ 748,324	\$ 813,335
Appraisal/Negotiations			
Construction			
Land Acquisition			
Furnishings & Equipment			
<b>BUDGETED EXPENDITURES</b>	<b>\$ 65,851</b>	<b>\$ 748,324</b>	<b>\$ 814,175</b>
<b>BALANCE</b>	<b>\$ 748,324</b>	<b>\$ -</b>	<b>\$ -</b>

## 2ND AVENUE/18TH STREET GDOT GRANT

<b>PROJECT NAME:</b>	2nd Avenue/18th Street GDOT Grant		
<b>PROJECT DESCRIPTION:</b>	Enhance roadway system with improved landscaping within corridor		
<b>BENEFIT TO THE COMMUNITY:</b>	Enhanced streetscape for residents, citizens and visitors to Columbus		
<b>OPERATING BUDGET IMPACT:</b>	No impact on the operational budget		
<b>MANAGING DEPARTMENT:</b>	ENGINEERING	<b>PROJECT TYPE:</b>	TRAFFIC FLOW
<b>ACCOUNT CODE:</b>	0508 660 3000	<b>PROJECT NO:</b>	24016

	Prior Years	FY19	Total
<b>FUNDING SOURCES</b>			
Fund Balance	\$ 28,534		\$ 28,534
Bond Proceeds			
Sales Tax (1999 SPLOST)			
Other (ARRA)			
Balance Forward		\$ -	
<b>TOTAL FUNDING SOURCES</b>	<b>\$ 28,534</b>	<b>\$ -</b>	<b>\$ 28,534</b>
<b>PROJECT COSTS</b>			
Professional Services	\$ 28,534		\$ 28,534
Legal			
Architect/Engineering			
Appraisal/Negotiations			
Construction			
Land Acquisition			
Furnishings & Equipment			
<b>BUDGETED EXPENDITURES</b>	<b>\$ 28,534</b>	<b>\$ -</b>	<b>\$ 28,534</b>
<b>BALANCE</b>	<b>\$ -</b>	<b>\$ -</b>	<b>\$ -</b>

## RIVERWALK CITY MILLS PARKING

<b>PROJECT NAME:</b>	Riverwalk City Mills Parking		
<b>PROJECT DESCRIPTION:</b>	Construct parking spaces which will be available to the public and will be operated and maintained by the City		
<b>BENEFIT TO THE COMMUNITY:</b>	Provides much needed public parking capacity for events, attractions, businesses and restaurants		
<b>OPERATING BUDGET IMPACT:</b>	No impact on the operational budget		
<b>MANAGING DEPARTMENT:</b>	Engineering	<b>PROJECT TYPE:</b>	MANAGEMENT
<b>ACCOUNT CODE:</b>	0109 250 9901	<b>PROJECT NO:</b>	92024

	Prior Years	FY19	Total
<b>FUNDING SOURCES</b>			
Fund Balance			
Bond Proceeds			
Sales Tax (2009 LOST)	\$ 283,000		\$ 283,000
Other			
Balance Forward		\$ 283,000	
<b>TOTAL FUNDING SOURCES</b>	<b>\$ 283,000</b>	<b>\$ 283,000</b>	<b>\$ 283,000</b>
<b>PROJECT COSTS</b>			
Professional Services			
Legal			
Architect/Engineering			
Appraisal/Negotiations			
Construction		\$ 283,000	\$ 283,000
Land Acquisition			
Furnishings & Equipment			
<b>BUDGETED EXPENDITURES</b>	<b>\$ -</b>	<b>\$ 283,000</b>	<b>\$ 283,000</b>
<b>BALANCE</b>	<b>\$ 283,000</b>	<b>\$ -</b>	<b>\$ -</b>

## RIVERWALK WESTVILLE PARKING

<b>PROJECT NAME:</b>	Riverwalk Westville Parking		
<b>PROJECT DESCRIPTION:</b>	Construct parking spaces which will be available to the public and will be operated and maintained by the City		
<b>BENEFIT TO THE COMMUNITY:</b>	Provides much needed public parking capacity for events, attractions, businesses and restaurants		
<b>OPERATING BUDGET IMPACT:</b>	No impact on the operational budget		
<b>MANAGING DEPARTMENT:</b>	Engineering	<b>PROJECT TYPE:</b>	MANAGEMENT
<b>ACCOUNT CODE:</b>	0109 250 9901	<b>PROJECT NO:</b>	92025

	Prior Years	FY19	Total
<b>FUNDING SOURCES</b>			
Fund Balance			
Bond Proceeds			
Sales Tax (2009 LOST)	\$ 266,960		\$ 266,960
Other			
Balance Forward		\$ -	
<b>TOTAL FUNDING SOURCES</b>	<b>\$ 266,960</b>	<b>\$ -</b>	<b>\$ 266,960</b>
<b>PROJECT COSTS</b>			
Professional Services			
Legal			
Architect/Engineering			
Appraisal/Negotiations			
Construction	\$ 266,960		\$ 266,960
Land Acquisition			
Furnishings & Equipment			
<b>BUDGETED EXPENDITURES</b>	<b>\$ 266,960</b>	<b>\$ -</b>	<b>\$ 266,960</b>
<b>BALANCE</b>	<b>\$ -</b>	<b>\$ -</b>	<b>\$ -</b>

## DEPARTMENT OF DRIVER SERVICES PARKING LOT

<b>PROJECT NAME:</b>	Department of Driver Services Parking Lot		
<b>PROJECT DESCRIPTION:</b>	Construct parking spaces which will be available to the public and will be operated and maintained by the State		
<b>BENEFIT TO THE COMMUNITY:</b>	Provides much needed public parking capacity for use at the Department of Driver Services		
<b>OPERATING BUDGET IMPACT:</b>	No impact on the operational budget		
<b>MANAGING DEPARTMENT:</b>	Engineering	<b>PROJECT TYPE:</b>	MANAGEMENT
<b>ACCOUNT CODE:</b>	0508 660 1000	<b>PROJECT NO:</b>	24001

	Prior Years	FY19	Total
<b>FUNDING SOURCES</b>			
Fund Balance			
Bond Proceeds			
Sales Tax			
Other	\$ 100,000		\$ 100,000
Balance Forward		\$ -	
<b>TOTAL FUNDING SOURCES</b>	<b>\$ 100,000</b>	<b>\$ -</b>	<b>\$ 100,000</b>
<b>PROJECT COSTS</b>			
Professional Services			
Legal			
Architect/Engineering			
Appraisal/Negotiations			
Construction	\$ 100,000		\$ 100,000
Land Acquisition			
Furnishings & Equipment			
<b>BUDGETED EXPENDITURES</b>	<b>\$ 100,000</b>	<b>\$ -</b>	<b>\$ 100,000</b>
<b>BALANCE</b>	<b>\$ -</b>	<b>\$ -</b>	<b>\$ -</b>

## WILLIAMS ROAD PHASE I

<b>PROJECT DESCRIPTION:</b>	Williams Road Phase I Updating corridor study to determine design concept that included construction of intersection improvements		
<b>BENEFIT TO THE COMMUNITY:</b>	Improved traffic flow and safety at the intersection		
<b>OPERATING BUDGET IMPACT:</b>	No impact on the operational budget		
<b>MANAGING DEPARTMENT:</b>	ENGINEERING	<b>PROJECT TYPE:</b>	TRANSPORTATION
<b>ACCOUNT CODE:</b>	0109 250 9901	<b>PROJECT NO:</b>	92011

	Prior Years	FY19	Total
<b>FUNDING SOURCES</b>			
Fund Balance	\$ 60,000		\$ 60,000
Bond Proceeds			
Sales Tax			
Other			
Balance Forward		\$ 6,109	
<b>TOTAL FUNDING SOURCES</b>	<b>\$ 60,000</b>	<b>\$ 6,109</b>	<b>\$ 60,000</b>
<b>PROJECT COSTS</b>			
Professional Services			
Legal			
Architect/Engineering	\$ 53,891	\$ 6,109	\$ 60,000
Appraisal/Negotiations			
Construction			\$ -
Land Acquisition			
Furnishings & Equipment			
<b>BUDGETED EXPENDITURES</b>	<b>\$ 53,891</b>	<b>\$ 6,109</b>	<b>\$ 60,000</b>
<b>BALANCE</b>	<b>\$ 6,109</b>	<b>\$ -</b>	<b>\$ -</b>

## BULL CREEK GOLF COURSE PARKING LOT

<b>PROJECT NAME:</b>	Bull Creek Golf Course Parking Lot		
<b>PROJECT DESCRIPTION:</b>	Repair parking lot at Bull Creek Golf Course		
<b>BENEFIT TO THE COMMUNITY:</b>	Improved safety for employees, citizens and visitors who work and use the Bull Creek building		
<b>OPERATING BUDGET IMPACT:</b>	No impact on the operational budget		
<b>MANAGING DEPARTMENT:</b>	ENGINEERING	<b>PROJECT TYPE:</b>	TRANSPORTATION
<b>ACCOUNT CODE:</b>	0109 250 9901	<b>PROJECT NO:</b>	92026

	Prior Years	FY19	Total
<b>FUNDING SOURCES</b>			
Fund Balance			
Bond Proceeds			
Sales Tax	\$ 100,000		\$ 100,000
Other			
Balance Forward		\$ 97,079	
<b>TOTAL FUNDING SOURCES</b>	<b>\$ 100,000</b>	<b>\$ 97,079</b>	<b>\$ 100,000</b>
<b>PROJECT COSTS</b>			
Professional Services			
Legal			
Architect/Engineering			
Appraisal/Negotiations			
Construction	\$ 2,921	\$ 97,079	\$ 100,000
Land Acquisition			
Furnishings & Equipment			
<b>BUDGETED EXPENDITURES</b>	<b>\$ 2,921</b>	<b>\$ 97,079</b>	<b>\$ 100,000</b>
<b>BALANCE</b>	<b>\$ 97,079</b>	<b>\$ -</b>	<b>\$ -</b>

## RIVER ROAD ROUNDABOUT

<b>PROJECT NAME:</b>	River Road Roundabout		
<b>PROJECT DESCRIPTION:</b>	Realign Bradley Park Drive and River Road with a new roundabout		
<b>BENEFIT TO THE COMMUNITY:</b>	Improved safety and navigability of busy intersection between Bradley Park Drive and River Road.		
<b>OPERATING BUDGET IMPACT:</b>	Reduced reliance on operating budget for road improvement		
<b>MANAGING DEPARTMENT:</b>	ENGINEERING	<b>PROJECT TYPE:</b>	TRANSPORTATION
<b>ACCOUNT CODE:</b>	0109 250 9901	<b>PROJECT NO:</b>	92027

	Prior Years	FY19	Total
<b>FUNDING SOURCES</b>			
Fund Balance			
Bond Proceeds			
Sales Tax (2009 LOST)	\$ 1,310,155		\$ 1,310,155
Other			
Balance Forward		\$ 1,310,155	
<b>TOTAL FUNDING SOURCES</b>	<b>\$ 1,310,155</b>	<b>\$ 1,310,155</b>	<b>\$ 1,310,155</b>
<b>PROJECT COSTS</b>			
Professional Services			
Legal			
Architect/Engineering			
Appraisal/Negotiations			
Construction		\$ 1,310,155	\$ 1,310,155
Land Acquisition			
Furnishings & Equipment			
<b>BUDGETED EXPENDITURES</b>	<b>\$ -</b>	<b>\$ 1,310,155</b>	<b>\$ 1,310,155</b>
<b>BALANCE</b>	<b>\$ 1,310,155</b>	<b>\$ -</b>	<b>\$ -</b>



## FY18 LMIG FORREST ROAD PHASE I

<b>PROJECT NAME:</b>	FY18 Forrest Road Phase I		
<b>PROJECT DESCRIPTION:</b>	Repairs and reconstruction work on Forrest Road		
<b>BENEFIT TO THE COMMUNITY:</b>	Improved traffic flow and improvements on Forrest Road		
<b>OPERATING BUDGET IMPACT:</b>	No impact on the operational budget		
<b>MANAGING DEPARTMENT:</b>	VARIOUS	<b>PROJECT TYPE:</b>	TRANSPORTATION
<b>ACCOUNT CODE:</b>	0508 660 3000	<b>PROJECT NO:</b>	24021

	Prior Years	FY19	Total
<b>FUNDING SOURCES</b>			
Fund Balance	\$ 800,000		\$ 800,000
Bond Proceeds			
Sales Tax			
Other			
Balance Forward		\$ 388,584	
<b>TOTAL FUNDING SOURCES</b>	<b>\$ 800,000</b>	<b>\$ 388,584</b>	<b>\$ 800,000</b>
<b>PROJECT COSTS</b>			
Professional Services			
Legal			
Architect/Engineering	\$ 11,596		\$ 11,596
Appraisal/Negotiations			
Construction		\$ 388,584	\$ 388,584
Land Acquisition			
Furnishings & Equipment	\$ 399,820		\$ 399,820
<b>BUDGETED EXPENDITURES</b>	<b>\$ 411,416</b>	<b>\$ 388,584</b>	<b>\$ 800,000</b>
<b>BALANCE</b>	<b>\$ 388,584</b>	<b>\$ -</b>	<b>\$ -</b>

## FY18 LMIG FT. BENNING RD/BRENNAN RD ROUNDABOUT

<b>PROJECT NAME:</b>	FY18 LMIG Ft. Benning Rd. & Brennan Rd. Roundabout		
<b>PROJECT DESCRIPTION:</b>	Design and construction of a roundabout		
<b>BENEFIT TO THE COMMUNITY:</b>	Improved traffic flow and improvements on and around Ft. Benning Road and Brennan Road		
<b>OPERATING BUDGET IMPACT:</b>	No impact on the operational budget		
<b>MANAGING DEPARTMENT:</b>	VARIOUS	<b>PROJECT TYPE:</b>	TRANSPORTATION
<b>ACCOUNT CODE:</b>	0508 660 3000	<b>PROJECT NO:</b>	24022

	Prior Years	FY19	Total
<b>FUNDING SOURCES</b>			
Fund Balance	\$ 1,279,906		\$ 1,279,906
Bond Proceeds			
Sales Tax			
Other			
Balance Forward		\$ -	
<b>TOTAL FUNDING SOURCES</b>	<b>\$ 1,279,906</b>	<b>\$ -</b>	<b>\$ 1,279,906</b>
<b>PROJECT COSTS</b>			
Professional Services			
Legal			
Architect/Engineering			
Appraisal/Negotiations			
Construction	\$ 1,279,906		\$ 1,279,906
Land Acquisition			
Furnishings & Equipment			
<b>BUDGETED EXPENDITURES</b>	<b>\$ 1,279,906</b>	<b>\$ -</b>	<b>\$ 1,279,906</b>
<b>BALANCE</b>	<b>\$ -</b>	<b>\$ -</b>	<b>\$ -</b>

## MORRIS ROAD BRIDGE REPAIR

<b>PROJECT NAME:</b>	Morris Road Bridge Repair		
<b>PROJECT DESCRIPTION:</b>	Repair of bridge on Morris Road in Columbus		
<b>BENEFIT TO THE COMMUNITY:</b>	Improved accessibility and navigability as well as structural safety		
<b>OPERATING BUDGET IMPACT:</b>	No impact on the operational budget		
<b>MANAGING DEPARTMENT:</b>	VARIOUS	<b>PROJECT TYPE:</b>	TRANSPORTATION
<b>ACCOUNT CODE:</b>	0508 660 3000	<b>PROJECT NO:</b>	24023

	Prior Years	FY19	Total
<b>FUNDING SOURCES</b>			
Fund Balance	\$ 50,000		\$ 50,000
Bond Proceeds			
Sales Tax			
Other			
Balance Forward		\$ -	
<b>TOTAL FUNDING SOURCES</b>	<b>\$ 50,000</b>	<b>\$ -</b>	<b>\$ 50,000</b>
<b>PROJECT COSTS</b>			
Professional Services			
Legal			
Architect/Engineering			
Appraisal/Negotiations			
Construction	\$ 50,000		\$ 50,000
Land Acquisition			
Furnishings & Equipment			
<b>BUDGETED EXPENDITURES</b>	<b>\$ 50,000</b>	<b>\$ -</b>	<b>\$ 50,000</b>
<b>BALANCE</b>	<b>\$ -</b>	<b>\$ -</b>	<b>\$ -</b>

## MULTIMODAL GDOT GRANT - SPUR 22 IMPROVEMENTS

<b>PROJECT NAME:</b>	Multimodal GDOT Grant - Spur 22 Improvements		
<b>PROJECT DESCRIPTION:</b>	Updating corridor study to determine design concept		
<b>BENEFIT TO THE COMMUNITY:</b>	Improve traffic network by reducing congestion as needed		
<b>OPERATING BUDGET IMPACT:</b>	No impact on the operational budget		
<b>MANAGING DEPARTMENT:</b>	VARIOUS	<b>PROJECT TYPE:</b>	TRANSPORTATION
<b>ACCOUNT CODE:</b>	0508 660 3000	<b>PROJECT NO:</b>	24025

	Prior Years	FY19	Total
<b>FUNDING SOURCES</b>			
Fund Balance	\$ 100,000		\$ 100,000
Bond Proceeds			
Sales Tax			
Other			
Balance Forward		\$ 100,000	
<b>TOTAL FUNDING SOURCES</b>	<b>\$ 100,000</b>	<b>\$ 100,000</b>	<b>\$ 100,000</b>
<b>PROJECT COSTS</b>			
Professional Services			
Legal			
Architect/Engineering		\$ 100,000	\$ 100,000
Appraisal/Negotiations			
Construction			
Land Acquisition			
Furnishings & Equipment			
<b>BUDGETED EXPENDITURES</b>	<b>\$ -</b>	<b>\$ 100,000</b>	<b>\$ 100,000</b>
<b>BALANCE</b>	<b>\$ 100,000</b>	<b>\$ -</b>	<b>\$ -</b>

## FY17 LMIG SAFETY ACTION PLAN - SCHOOL ZONES

<b>PROJECT NAME:</b>	FY17 LMIG Safety Action Plan - School Zones		
<b>PROJECT DESCRIPTION:</b>	This project will replace and upgrade School Zone Warning Sign		
<b>BENEFIT TO THE COMMUNITY:</b>	Improve traffic network by reducing congestion as needed		
<b>OPERATING BUDGET IMPACT:</b>	No impact on the operational budget		
<b>MANAGING DEPARTMENT:</b>	VARIOUS	<b>PROJECT TYPE:</b>	TRANSPORTATION
<b>ACCOUNT CODE:</b>	0508 660 3000	<b>PROJECT NO:</b>	24026

	Prior Years	FY19	Total
<b>FUNDING SOURCES</b>			
Fund Balance	\$ 200,000		\$ 200,000
Bond Proceeds			
Sales Tax			
Other			
Balance Forward		\$ 81,512	
<b>TOTAL FUNDING SOURCES</b>	<b>\$ 200,000</b>	<b>\$ 81,512</b>	<b>\$ 200,000</b>
<b>PROJECT COSTS</b>			
Professional Services			
Legal			
Architect/Engineering			
Appraisal/Negotiations			
Construction	\$ 118,488	\$ 81,512	\$ 200,000
Land Acquisition			
Furnishings & Equipment			
<b>BUDGETED EXPENDITURES</b>	<b>\$ 118,488</b>	<b>\$ 81,512</b>	<b>\$ 200,000</b>
<b>BALANCE</b>	<b>\$ 81,512</b>	<b>\$ -</b>	<b>\$ -</b>

## Riverwalk/Bibb Mill

<b>PROJECT NAME:</b>	Riverwalk/Bibb Mill		
<b>PROJECT DESCRIPTION:</b>	Project includes the connection of the Riverwalk at the North Highland Dam/Bibb Mill. Project includes 4 pedestrian bridges, observation deck, landscaping, irrigation, and storm drainage infrastructure		
<b>BENEFIT TO THE COMMUNITY:</b>	Riverwalk users will be able to travel from the Lake Oliver Marina to Uptown without leaving the Riverwalk		
<b>OPERATING BUDGET IMPACT:</b>	No impact on the operational budget		
<b>MANAGING DEPARTMENT:</b>	VARIOUS	<b>PROJECT TYPE:</b>	TRANSPORTATION
<b>ACCOUNT CODE:</b>	0508 660 3000	<b>PROJECT NO:</b>	24027

	Prior Years	FY19	Total
<b>FUNDING SOURCES</b>			
Fund Balance	\$ 1,557,728	\$ 32,315	\$ 1,590,044
Bond Proceeds			
Sales Tax			
Other			
Balance Forward		\$ -	
<b>TOTAL FUNDING SOURCES</b>	<b>\$ 1,557,728</b>	<b>\$ 32,315</b>	<b>\$ 1,590,044</b>
<b>PROJECT COSTS</b>			
Professional Services	\$ 3,586		\$ 3,586
Legal	\$ 630		\$ 630
Architect/Engineering	\$ 51,091	\$ 32,315	\$ 83,406
Appraisal/Negotiations			\$ -
Construction	\$ 1,502,421		\$ 1,502,421
Land Acquisition			\$ -
Furnishings & Equipment			\$ -
<b>BUDGETED EXPENDITURES</b>	<b>\$ 1,557,728</b>	<b>\$ 32,315</b>	<b>\$ 1,590,044</b>
<b>BALANCE</b>	<b>\$ -</b>	<b>\$ -</b>	<b>\$ -</b>

## FT BENNING ROAD STREETSCAPES

<b>PROJECT NAME:</b>	Ft. Benning Road Streetscapes		
<b>PROJECT DESCRIPTION:</b>	The project provides for streetscapes along Ft. Benning Road from Cusseta Road to Shelby Street.		
<b>BENEFIT TO THE COMMUNITY:</b>	Provides better pedestrian access along the Ft. Benning Road corridor allowing the public to better access local businesses and schools		
<b>OPERATING BUDGET IMPACT:</b>	No impact on the operational budget		
<b>MANAGING DEPARTMENT:</b>	VARIOUS	<b>PROJECT TYPE:</b>	TRANSPORTATION
<b>ACCOUNT CODE:</b>	0508 660 3000	<b>PROJECT NO:</b>	24028

	Prior Years	FY19	Total
<b>FUNDING SOURCES</b>			
Fund Balance	\$ 1,000,000	\$ 905,397	\$ 1,905,397
Bond Proceeds			
Sales Tax			
Other			
Balance Forward		\$ 4,586	
<b>TOTAL FUNDING SOURCES</b>	<b>\$ 1,000,000</b>	<b>\$ 909,983</b>	<b>\$ 1,905,397</b>
<b>PROJECT COSTS</b>			
Professional Services			
Legal			
Architect/Engineering	\$ 995,414	\$ 909,983	\$ 1,905,397
Appraisal/Negotiations			
Construction			
Land Acquisition			
Furnishings & Equipment			
<b>BUDGETED EXPENDITURES</b>	<b>\$ 995,414</b>	<b>\$ 909,983</b>	<b>\$ 1,905,397</b>
<b>BALANCE</b>	<b>\$ 4,586</b>	<b>\$ -</b>	<b>\$ -</b>

## RIVERWALK/CITY MILLS

<b>PROJECT NAME:</b>	Riverwalk/City Mills		
<b>PROJECT DESCRIPTION:</b>	Installation of 1000 LF of concrete multi-use path at historic City Mills which includes landscaping and irrigation		
<b>BENEFIT TO THE COMMUNITY:</b>	Complete the final gap in the Riverwalk and will allow users to travel from Lake Oliver Marina to Ft. Benning without leaving the Riverwalk		
<b>OPERATING BUDGET IMPACT:</b>	No impact on the operational budget		
<b>MANAGING DEPARTMENT:</b>	VARIOUS	<b>PROJECT TYPE:</b>	TRANSPORTATION
<b>ACCOUNT CODE:</b>	0508 660 3000	<b>PROJECT NO:</b>	24030

	Prior Years	FY19	Total
<b>FUNDING SOURCES</b>			
Fund Balance	\$ 77,847		\$ 77,847
Bond Proceeds			
Sales Tax			
Other			
Balance Forward		\$ 40,780	
<b>TOTAL FUNDING SOURCES</b>	<b>\$ 77,847</b>	<b>\$ 40,780</b>	<b>\$ 77,847</b>
<b>PROJECT COSTS</b>			
Professional Services			
Legal	\$ 6,654	\$ 2,647	\$ 9,300
Architect/Engineering	\$ 30,413	\$ 38,133	\$ 68,546
Appraisal/Negotiations			
Construction			
Land Acquisition			
Furnishings & Equipment			
<b>BUDGETED EXPENDITURES</b>	<b>\$ 37,067</b>	<b>\$ 40,780</b>	<b>\$ 77,847</b>
<b>BALANCE</b>	<b>\$ 40,780</b>	<b>\$ -</b>	<b>\$ -</b>



## FY19 LMIG FT BENNING ROUNDABOUT & STREETSCAPES

<b>PROJECT NAME:</b>	FY19 Ft. Benning Roundabout & Streetscapes		
<b>PROJECT DESCRIPTION:</b>	The project provides for streetscapes along Ft. Benning Road from Cusseta Road to Shelby Street.		
<b>BENEFIT TO THE COMMUNITY:</b>	Provides better pedestrian access along the Ft. Benning Road corridor allowing the public to better access local businesses and schools		
<b>OPERATING BUDGET IMPACT:</b>	No impact on the operational budget		
<b>MANAGING DEPARTMENT:</b>	VARIOUS	<b>PROJECT TYPE:</b>	TRANSPORTATION
<b>ACCOUNT CODE:</b>	0508 660 3000	<b>PROJECT NO:</b>	24031

	Prior Years	FY19	Total
<b>FUNDING SOURCES</b>			
Fund Balance		\$ 2,073,216	\$ 2,073,216
Bond Proceeds			
Sales Tax			
Other			
Balance Forward		\$ -	
<b>TOTAL FUNDING SOURCES</b>	<b>\$ -</b>	<b>\$ 2,073,216</b>	<b>\$ 2,073,216</b>
<b>PROJECT COSTS</b>			
Professional Services			
Legal			
Architect/Engineering			
Appraisal/Negotiations			
Construction		\$ 2,073,216	\$ 2,073,216
Land Acquisition			
Furnishings & Equipment			
<b>BUDGETED EXPENDITURES</b>	<b>\$ -</b>	<b>\$ 2,073,216</b>	<b>\$ 2,073,216</b>
<b>BALANCE</b>	<b>\$ -</b>	<b>\$ -</b>	<b>\$ -</b>

## TSPLOST FUNDED: TRANSPORTATION SUMMARY

### FIVE YEAR FORECAST TRANSPORTATION CAPITAL IMPROVEMENT PROJECTS T-SPLOST FUNDED PROJECTS

		Prior Years:	Carryforward	FY19	FY20	FY21	FY22	Total
<b>FUNDING SOURCES</b>								
Paving Fund								\$ -
Bond Proceeds								\$ -
Sales Tax (2009 LOST)								\$ -
Sales Tax (1999 SPLOST)								\$ -
Sales Tax (TSPLOST)			\$ 78,975,183	\$ 4,950,000	\$ 2,500,000	\$ 2,500,000	\$ 2,500,000	\$ 91,425,183
<b>TOTAL FUNDING</b>			<b>\$ 78,975,183</b>	<b>\$ 4,950,000</b>	<b>\$ 2,500,000</b>	<b>\$ 2,500,000</b>	<b>\$ 2,500,000</b>	<b>\$ 91,425,183</b>
<b>PROJECT COSTS</b>								
Chattahoochee Riverwalk (TSPL)		TSPLOST	\$ 9,346,046	\$ 1,266,034	\$ -	\$ -	\$ -	\$ 10,612,080
So Lumpkin Rd Multiuse Facility		TSPLOST	\$ 3,500,138	\$ -	\$ -	\$ -	\$ -	\$ 3,500,138
US Hwy 27/Custer Rd Interchange		TSPLOST	\$ 1,512,562	\$ 5,000,000	\$ 5,000,000	\$ 5,000,000	\$ 4,711,598	\$ 21,224,160
Intercity Express Bus Park n Ride		TSPLOST	\$ 334,720	\$ 4,100,000	\$ 4,100,000	\$ 4,100,000	\$ 5,860,824	\$ 18,495,544
Buena Vista Road Improvements		TSPLOST	\$ 7,064,350	\$ 2,421,582	\$ 12,000,000	\$ 12,000,000	\$ 6,514,068	\$ 40,000,000
Boxwood Blvd Bridge		TSPLOST-Discretionary	\$ 98,096	\$ 1,161,904	\$ -	\$ -	\$ -	\$ 1,260,000
Victory Drive Improvements		TSPLOST-Discretionary	\$ 409,048	\$ -	\$ -	\$ -	\$ -	\$ 409,048
Resurfacing		TSPLOST-Discretionary	\$ 2,706,125	\$ 2,755,237	\$ -	\$ -	\$ -	\$ 5,461,362
Psalmond Road Signal		TSPLOST-Discretionary	\$ 20,127	\$ -	\$ -	\$ -	\$ -	\$ 20,127
Linwood/6th Avenue Bridge		TSPLOST-Discretionary	\$ 163,608	\$ 336,392	\$ -	\$ -	\$ -	\$ 500,000
Benning Drive Bridge		TSPLOST-Discretionary	\$ 81,294	\$ 418,706	\$ 300,000	\$ 300,000	\$ 300,000	\$ 1,400,000
Double Churches Park Parking		TSPLOST-Discretionary	\$ 193,382	\$ 61,081	\$ -	\$ -	\$ -	\$ 254,463
Traffic Calming		TSPLOST-Discretionary	\$ -	\$ 100,000	\$ -	\$ -	\$ -	\$ 100,000
Reese Rd Bridge at Cooper Creek		TSPLOST-Discretionary	\$ -	\$ 480,000	\$ -	\$ -	\$ -	\$ 480,000
Claradon Bridge		TSPLOST-Discretionary	\$ 110,991	\$ 589,009	\$ -	\$ -	\$ -	\$ 700,000

MLK Trail		TSPLOST- Discretionary	\$ 64,847	\$ 635,153	\$ -	\$ -	\$ -	\$ 700,000
Sidewalks/ADA		TSPLOST- Discretionary	\$ 186,268	\$ 30,000	\$ 30,000	\$ 30,000	\$ 23,732	\$ 300,000
Guardrails		TSPLOST- Discretionary	\$ -	\$ 300,000	\$ -	\$ -	\$ -	\$ 300,000
TSPLOST Discretionary Funds		TSPLOST- Discretionary	\$ -	\$ 2,500,000	\$ -	\$ -	\$ -	\$ 2,500,000
								\$ -
<b>TOTAL PROJECT COSTS</b>			<b>\$ 25,791,601</b>	<b>\$ 22,155,099</b>	<b>\$ 21,430,000</b>	<b>\$ 21,430,000</b>	<b>\$ 17,410,222</b>	<b>\$ 108,216,922</b>
<i>*Please note this schedule presumes that TSPLOST projects will take up to 5 years to complete, although for the FY19 budget, most costs are included in FY19</i>								

## TSPLOST: CHATTAHOOCHEE RIVERWALK

<b>PROJECT NAME:</b>	TSPLOST Riverwalk Projects				
<b>PROJECT DESCRIPTION:</b>	Enhance, repair, maintain and revitalize the Riverwalk development along the Columbus banks of the Chattahoochee River				
<b>BENEFIT TO THE COMMUNITY:</b>	Enhanced amenity for residents and visitors to Columbus who use the Riverwalk for walking, biking, recreation and educational purposes				
<b>OPERATING BUDGET IMPACT:</b>	Reduced burden on operating budget for costs to repair and maintain Riverwalk				
<b>MANAGING DEPARTMENT:</b>	ENGINEERING/ PUBLIC WORKS			<b>PROJECT TYPE:</b>	TSPLOST
<b>ACCOUNT CODE:</b>	0510 660 7000			<b>PROJECT NO:</b>	60001

	Prior Years	FY19	FY20	FY21	FY22	Total
<b>FUNDING SOURCES</b>						
Fund Balance						
Bond Proceeds						
Sales Tax (TSPLOST)	\$ 10,612,080					\$ 10,612,080
Other						
Balance Forward		\$ 1,266,034				
<b>TOTAL FUNDING SOURCES</b>	<b>\$ 10,612,080</b>	<b>\$ 1,266,034</b>	<b>\$ -</b>	<b>\$ -</b>	<b>\$ -</b>	<b>\$ 10,612,080</b>
<b>PROJECT COSTS</b>						
Professional Services	\$ 44,402					\$ 44,402
Legal	\$ 24,340					\$ 24,340
Architect/Engineering	\$ 1,390,509	\$ 29,100				\$ 1,419,609
Appraisal/Negotiations	\$ 7,485					\$ 7,485
Construction	\$ 7,258,044	\$ 1,236,934				\$ 8,494,978
Land Acquisition	\$ 621,266					\$ 621,266
Furnishings & Equipment						
<b>BUDGETED EXPENDITURES</b>	<b>\$ 9,346,046</b>	<b>\$ 1,266,034</b>	<b>\$ -</b>	<b>\$ -</b>	<b>\$ -</b>	<b>\$ 10,612,080</b>
<b>BALANCE</b>	<b>\$ 1,266,034</b>	<b>\$ -</b>	<b>\$ -</b>	<b>\$ -</b>	<b>\$ -</b>	<b>\$ -</b>

## TSPLOST: SO LUMPKIN RD MULTIUSE FACILITY/TRAIL

<b>PROJECT NAME:</b>	S Lumpkin Multiuse Facility				
<b>PROJECT DESCRIPTION:</b>	Construct facility along former railway line as part of conversion project				
<b>BENEFIT TO THE COMMUNITY:</b>	Converts unusable railway line to enhanced amenity for citizens, residents and visitors to Columbus who use the trail for walking, running and biking				
<b>OPERATING BUDGET IMPACT:</b>	No impact on operational budget				
<b>MANAGING DEPARTMENT:</b>	ENGINEERING	<b>PROJECT TYPE:</b>	TSPLOST		
<b>ACCOUNT CODE:</b>	0510 660 7000	<b>PROJECT NO:</b>	60002		

	Prior Years	FY19	FY20	FY21	FY22	Total
<b>FUNDING SOURCES</b>						
Fund Balance						
Bond Proceeds						
Sales Tax (TSPLOST)	\$ 3,500,000					\$ 3,500,000
Other						
Balance Forward		\$ (138)				
<b>TOTAL FUNDING SOURCES</b>	<b>\$ 3,500,000</b>	<b>\$ (138)</b>	<b>\$ -</b>	<b>\$ -</b>	<b>\$ -</b>	<b>\$ 3,500,000</b>
<b>PROJECT COSTS</b>						
Professional Services	\$ 714,661					\$ 714,661
Legal	\$ 1,961					\$ 1,961
Architect/Engineering	\$ 298,142					\$ 298,142
Appraisal/Negotiations						
Construction	\$ 2,485,374					\$ 2,485,374
Land Acquisition						
Furnishings & Equipment						
<b>BUDGETED EXPENDITURES</b>	<b>\$ 3,500,138</b>	<b>\$ -</b>	<b>\$ -</b>	<b>\$ -</b>	<b>\$ -</b>	<b>\$ 3,500,138</b>
<b>BALANCE</b>	<b>\$ (138)</b>	<b>\$ (138)</b>	<b>\$ -</b>	<b>\$ -</b>	<b>\$ -</b>	<b>\$ (138)</b>

## TSPLOST: US HWY 27/CUSTER RD INTERCHANGE

<b>PROJECT NAME:</b>	U S 27 Custer Rd Interchange	<b>PROJECT TYPE:</b>	TSPLOST
<b>PROJECT DESCRIPTION:</b>	Reconstruction of roadway interchange at US Hwy 27 and Custer Road	<b>PROJECT NO:</b>	60003
<b>BENEFIT TO THE COMMUNITY:</b>	Improved navigability through interchange benefits all commuters in that area		
<b>OPERATING BUDGET IMPACT:</b>	No impact on the operational budget		
<b>MANAGING DEPARTMENT:</b>	ENGINEERING		
<b>ACCOUNT CODE:</b>	0510 660 7000		

	Prior Years	FY19	FY20	FY21	FY22	Total
<b>FUNDING SOURCES</b>						
Fund Balance						
Bond Proceeds						
Sales Tax (TSPLOST)	\$ 21,224,160					\$ 21,224,160
Other						
Balance Forward		\$ 19,711,598	\$ 14,711,598	\$ 9,711,598	\$ 4,711,598	
<b>TOTAL FUNDING SOURCES</b>	<b>\$ 21,224,160</b>	<b>\$ 19,711,598</b>	<b>\$ 14,711,598</b>	<b>\$ 9,711,598</b>	<b>\$ 4,711,598</b>	<b>\$ 21,224,160</b>
<b>PROJECT COSTS</b>						
Professional Services	\$ 4,000					\$ 4,000
Legal	\$ 250					\$ 250
Architect/Engineering	\$ 1,508,312					\$ 1,508,312
Appraisal/Negotiations						
Construction		\$ 5,000,000	\$ 5,000,000	\$ 5,000,000	\$ 4,711,598	\$ 19,711,598
Land Acquisition						
Furnishings & Equipment						
<b>BUDGETED EXPENDITURES</b>	<b>\$ 1,512,562</b>	<b>\$ 5,000,000</b>	<b>\$ 5,000,000</b>	<b>\$ 5,000,000</b>	<b>\$ 4,711,598</b>	<b>\$ 21,224,160</b>
<b>BALANCE</b>	<b>\$ 19,711,598</b>	<b>\$ 14,711,598</b>	<b>\$ 9,711,598</b>	<b>\$ 4,711,598</b>	<b>\$ -</b>	<b>\$ -</b>

## TSPLOST: INTER-CITY EXPRESS BUS PARK AND RIDE

<b>PROJECT NAME:</b>	Intercity Bus Park N Ride/ Bus Route Study				
<b>PROJECT DESCRIPTION:</b>	Construction of three (3) Express Bus Park-n-Ride locations				
<b>BENEFIT TO THE COMMUNITY:</b>	Improved accessibility for commuters within, to and from Columbus/Muscogee County				
<b>OPERATING BUDGET IMPACT:</b>	No impact on operational budget				
<b>MANAGING DEPARTMENT:</b>	METRA	<b>PROJECT TYPE:</b>			TSPLOST
<b>ACCOUNT CODE:</b>	0751 610 2500	<b>PROJECT NO:</b>			68000, 68001

	Prior Years	FY19	FY20	FY21	FY22	Total
<b>FUNDING SOURCES</b>						
Fund Balance						
Bond Proceeds						
Sales Tax (TSPLOST)	\$ 18,495,544					\$ 18,495,544
Other						
Balance Forward		\$ 18,160,824	\$ 14,060,824	\$ 9,960,824	\$ 5,860,824	
<b>TOTAL FUNDING SOURCES</b>	<b>\$ 18,495,544</b>	<b>\$ 18,160,824</b>	<b>\$ 14,060,824</b>	<b>\$ 9,960,824</b>	<b>\$ 5,860,824</b>	<b>\$ 18,495,544</b>
<b>PROJECT COSTS</b>						
Professional Services	\$ 334,633	\$ 100,000	\$ 100,000	\$ 100,000	\$ 100,000	\$ 734,633
Legal						
Architect/Engineering						
Operating	\$ 87	\$ 4,000,000	\$ 4,000,000	\$ 4,000,000	\$ 5,760,824	\$ 17,760,911
Construction						
Land Acquisition						
Furnishings & Equipment						
<b>BUDGETED EXPENDITURES</b>	<b>\$ 334,720</b>	<b>\$ 4,100,000</b>	<b>\$ 4,100,000</b>	<b>\$ 4,100,000</b>	<b>\$ 5,860,824</b>	<b>\$ 18,495,544</b>
<b>BALANCE</b>	<b>\$ 18,160,824</b>	<b>\$ 14,060,824</b>	<b>\$ 9,960,824</b>	<b>\$ 5,860,824</b>	<b>\$ -</b>	<b>\$ -</b>

## TSPLOST: BUENA VISTA ROAD IMPROVEMENTS

<b>PROJECT NAME:</b>	Buena Vista Rd Improvements				
<b>PROJECT DESCRIPTION:</b>	Reconstruction of roadway at Buena Vista Rd.				
<b>BENEFIT TO THE COMMUNITY:</b>	Improved navigability through Buena Vista Rd. benefits all commuters in that area				
<b>OPERATING BUDGET IMPACT:</b>	No impact on the operational budget				
<b>MANAGING DEPARTMENT:</b>	ENGINEERING		<b>PROJECT TYPE:</b>	TSPLOST	
<b>ACCOUNT CODE:</b>	0510 660 7000		<b>PROJECT NO:</b>	60004	

	Prior Years	FY19	FY20	FY21	FY22	Total
<b>FUNDING SOURCES</b>						
Fund Balance						
Bond Proceeds						
Sales Tax (TSPLOST)	\$ 40,000,000					\$ 40,000,000
Other						
Balance Forward		\$ 32,935,650	\$ 30,514,068	\$ 18,514,068	\$ 6,514,068	
<b>TOTAL FUNDING SOURCES</b>	<b>\$ 40,000,000</b>	<b>\$ 32,935,650</b>	<b>\$ 30,514,068</b>	<b>\$ 18,514,068</b>	<b>\$ 6,514,068</b>	<b>\$ 40,000,000</b>
<b>PROJECT COSTS</b>						
Professional Services	\$ 70,860	\$ 193,509				\$ 264,369
Legal	\$ 38,378	\$ 6,554				\$ 44,932
Architect/Engineering	\$ 2,354,104					\$ 2,354,104
Appraisal/Negotiations	\$ 1,462,358	\$ 3,980				\$ 1,466,338
Construction	\$ 1,884,283	\$ 1,302,427	\$ 12,000,000	\$ 12,000,000	\$ 6,514,068	\$ 33,700,778
Land Acquisition	\$ 905,655	\$ 915,112				\$ 1,820,767
Furnishings & Equipment	\$ 348,712					\$ 348,712
<b>BUDGETED EXPENDITURES</b>	<b>\$ 7,064,350</b>	<b>\$ 2,421,582</b>	<b>\$ 12,000,000</b>	<b>\$ 12,000,000</b>	<b>\$ 6,514,068</b>	<b>\$ 40,000,000</b>
<b>BALANCE</b>	<b>\$ 32,935,650</b>	<b>\$ 30,514,068</b>	<b>\$ 18,514,068</b>	<b>\$ 6,514,068</b>	<b>\$ -</b>	<b>\$ -</b>



## TSPLOST: BOXWOOD BLVD BRIDGE REPLACEMENT

<b>PROJECT NAME:</b>	Boxwood Boulevard Bridge Replacement				
<b>PROJECT DESCRIPTION:</b>	Repair/replacement of bridge on Boxwood Blvd in Columbus				
<b>BENEFIT TO THE COMMUNITY:</b>	Improved accessibility and navigability as well as structural safety				
<b>OPERATING BUDGET IMPACT:</b>	Reduced burden on operational funds for bridge repair and construction				
<b>MANAGING DEPARTMENT:</b>	ENGINEERING	<b>PROJECT TYPE:</b>	TSPLOST-DISCRETIONARY		
<b>ACCOUNT CODE:</b>	0510 660 7000	<b>PROJECT NO:</b>	65001		

	Prior Years	FY19	FY20	FY21	FY22	Total
<b>FUNDING SOURCES</b>						
Fund Balance						
Bond Proceeds						
Sales Tax (TSPLOST-DISCRETIONARY)	\$ 1,260,000					\$ 1,260,000
Other						
Balance Forward		\$ 1,161,904	\$ -			
<b>TOTAL FUNDING SOURCES</b>	<b>\$ 1,260,000</b>	<b>\$ 1,161,904</b>	<b>\$ -</b>	<b>\$ -</b>	<b>\$ -</b>	<b>\$ 1,260,000</b>
<b>PROJECT COSTS</b>						
Professional Services						
Legal						
Architect/Engineering	\$ 98,096	\$ 154,618				\$ 252,714
Appraisal/Negotiations						
Construction		\$ 1,007,286				\$ 1,007,286
Land Acquisition						
Furnishings & Equipment						
<b>BUDGETED EXPENDITURES</b>	<b>\$ 98,096</b>	<b>\$ 1,161,904</b>	<b>\$ -</b>	<b>\$ -</b>	<b>\$ -</b>	<b>\$ 1,260,000</b>
<b>BALANCE</b>	<b>\$ 1,161,904</b>	<b>\$ -</b>	<b>\$ -</b>	<b>\$ -</b>	<b>\$ -</b>	<b>\$ -</b>

# TSPLOST: VICTORY DRIVE IMPROVEMENTS

<b>PROJECT NAME:</b>	Victory Drive Improvements				
<b>PROJECT DESCRIPTION:</b>	Reconstruction of roadway at Victory Drive.				
<b>BENEFIT TO THE COMMUNITY:</b>	Improved navigability through Victory Drive. benefits all commuters in that area				
<b>OPERATING BUDGET IMPACT:</b>	No impact on the operational budget				
<b>MANAGING DEPARTMENT:</b>	ENGINEERING			<b>PROJECT TYPE:</b>	TSPLOST-DISCRETIONARY
<b>ACCOUNT CODE:</b>	0510 660 7000			<b>PROJECT NO:</b>	65002

	Prior Years	FY19	FY20	FY21	FY22	Total
<b>FUNDING SOURCES</b>						
Fund Balance						
Bond Proceeds						
Sales Tax (TSPLOST DISCRETIONARY)	\$ 409,048					\$ 409,048
Other						
Balance Forward						
<b>TOTAL FUNDING SOURCES</b>	<b>\$ 409,048</b>	<b>\$ -</b>	<b>\$ -</b>	<b>\$ -</b>	<b>\$ -</b>	<b>\$ 409,048</b>
<b>PROJECT COSTS</b>						
Professional Services	\$ 280					\$ 280
Legal						
Architect/Engineering	\$ 1,079					\$ 1,079
Appraisal/Negotiations						
Construction	\$ 355,461					\$ 355,461
Land Acquisition						
Furnishings & Equipment	\$ 52,228					\$ 52,228
<b>BUDGETED EXPENDITURES</b>	<b>\$ 409,048</b>	<b>\$ -</b>	<b>\$ -</b>	<b>\$ -</b>	<b>\$ -</b>	<b>\$ 409,048</b>
<b>BALANCE</b>	<b>\$ -</b>	<b>\$ -</b>	<b>\$ -</b>	<b>\$ -</b>	<b>\$ -</b>	<b>\$ -</b>

## TSPLOST: RESURFACING

<b>PROJECT NAME:</b>	Resurfacing				
<b>PROJECT DESCRIPTION:</b>	Funding set aside annually for road resurfacing and other routine road maintenance repairs, or other construction in Columbus/Muscogee County				
<b>BENEFIT TO THE COMMUNITY:</b>	Provides a safer and more efficient roadway system for citizens, commuters, property owners and residents				
<b>OPERATING BUDGET IMPACT:</b>	Programmatic funding reduces pressure on operating funds				
<b>MANAGING DEPARTMENT:</b>	PUBLIC WORKS/ ENGINEERING			<b>PROJECT TYPE:</b>	TSPLOST
<b>ACCOUNT CODE:</b>	0510 660 7000			<b>PROJECT NO:</b>	65003

	Prior Years	FY19	FY20	FY21	FY22	Total
<b>FUNDING SOURCES</b>						
Fund Balance						
Bond Proceeds						
Sales Tax (TSPLOST)	\$ 3,311,362	\$ 2,150,000				\$ 5,461,362
Other						
Balance Forward		\$ 605,237	\$ -	\$ -	\$ -	
<b>TOTAL FUNDING SOURCES</b>	<b>\$ 3,311,362</b>	<b>\$ 2,755,237</b>	<b>\$ -</b>	<b>\$ -</b>	<b>\$ -</b>	<b>\$ 5,461,362</b>
<b>PROJECT COSTS</b>						
Professional Services						
Legal						
Architect/Engineering						
Appraisal/Negotiations						
Construction	\$ 2,706,125	\$ 2,755,237				\$ 5,461,362
Land Acquisition						
Furnishings & Equipment						
<b>BUDGETED EXPENDITURES</b>	<b>\$ 2,706,125</b>	<b>\$ 2,755,237</b>	<b>\$ -</b>	<b>\$ -</b>	<b>\$ -</b>	<b>\$ 5,461,362</b>
<b>BALANCE</b>	<b>\$ 605,237</b>	<b>\$ -</b>	<b>\$ -</b>	<b>\$ -</b>	<b>\$ -</b>	<b>\$ -</b>

## TSPLOST: PSALMOND ROAD SIGNAL

<b>PROJECT NAME:</b>	TSPLOST Psalmond Road Signal		
<b>PROJECT DESCRIPTION:</b>	Signal improvements at Psalmond Road		
<b>BENEFIT TO THE COMMUNITY:</b>	Transportation improvements improve navigability and accessibility for all residents, citizens, property owners, and visitors to Columbus		
<b>OPERATING BUDGET IMPACT:</b>	Reduced burden on operational budget for investment in transportation projects		
<b>MANAGING DEPARTMENT:</b>	ENGINEERING	<b>PROJECT TYPE:</b>	TSPLOST-DISCRETIONARY
<b>ACCOUNT CODE:</b>	0510 660 7000	<b>PROJECT NO:</b>	65004

	Prior Years	FY19	FY20	FY21	FY22	Total
<b>FUNDING SOURCES</b>						
Fund Balance						
Bond Proceeds						
Sales Tax (TSPLOST DISCRETIONARY)	\$ 20,127					\$ 20,127
Other						
Balance Forward						
<b>TOTAL FUNDING SOURCES</b>	<b>\$ 20,127</b>	<b>\$ -</b>	<b>\$ -</b>	<b>\$ -</b>	<b>\$ -</b>	<b>\$ 20,127</b>
<b>PROJECT COSTS</b>						
Professional Services	\$ 343					\$ 343
Legal						
Architect/Engineering	\$ 19,784					\$ 19,784
Appraisal/Negotiations						
Construction						
Land Acquisition						
Furnishings & Equipment						
<b>BUDGETED EXPENDITURES</b>	<b>\$ 20,127</b>	<b>\$ -</b>	<b>\$ -</b>	<b>\$ -</b>	<b>\$ -</b>	<b>\$ 20,127</b>
<b>BALANCE</b>	<b>\$ -</b>	<b>\$ -</b>	<b>\$ -</b>	<b>\$ -</b>	<b>\$ -</b>	<b>\$ -</b>

## TSPLOST: LINWOOD/6TH AVENUE BRIDGE

<b>PROJECT NAME:</b>	TSPLOST Linwood/6th Avenue Bridge				
<b>PROJECT DESCRIPTION:</b>	Infrastructure improvements to the bridge on Linwood & 6th Avenue				
<b>BENEFIT TO THE COMMUNITY:</b>	Transportation improvements improve navigability and accessibility for all residents, citizens, property owners, and visitors to Columbus				
<b>OPERATING BUDGET IMPACT:</b>	Reduced burden on operational budget for investment in transportation projects				
<b>MANAGING DEPARTMENT:</b>	ENGINEERING			<b>PROJECT TYPE:</b>	TSPLOST-DISCRETIONARY
<b>ACCOUNT CODE:</b>	0510 660 7000			<b>PROJECT NO:</b>	65005

	Prior Years	FY19	FY20	FY21	FY22	Total
<b>FUNDING SOURCES</b>						
Fund Balance						
Bond Proceeds						
Sales Tax (TSPLOST DISCRETIONARY)	\$ 500,000					\$ 500,000
Other						
Balance Forward		\$ 336,392	\$ -	\$ -	\$ -	
<b>TOTAL FUNDING SOURCES</b>	<b>\$ 500,000</b>	<b>\$ 336,392</b>	<b>\$ -</b>	<b>\$ -</b>	<b>\$ -</b>	<b>\$ 500,000</b>
<b>PROJECT COSTS</b>						
Professional Services		\$ 10,000				\$ 10,000
Legal						
Architect/Engineering	\$ 163,608	\$ 26,392				\$ 190,000
Appraisal/Negotiations						
Construction		\$ 300,000				\$ 300,000
Land Acquisition						
Furnishings & Equipment						
<b>BUDGETED EXPENDITURES</b>	<b>\$ 163,608</b>	<b>\$ 336,392</b>	<b>\$ -</b>	<b>\$ -</b>	<b>\$ -</b>	<b>\$ 500,000</b>
<b>BALANCE</b>	<b>\$ 336,392</b>	<b>\$ -</b>	<b>\$ -</b>	<b>\$ -</b>	<b>\$ -</b>	<b>\$ -</b>

## TSPLOST: BENNING DRIVE BRIDGE

<b>PROJECT NAME:</b>	TSPLOST Benning Drive Bridge				
<b>PROJECT DESCRIPTION:</b>	Infrastructure improvements to the pedestrian bridge on Benning Drive.				
<b>BENEFIT TO THE COMMUNITY:</b>	Transportation improvements improve navigability and accessibility for all residents, citizens, property owners, and visitors to Columbus				
<b>OPERATING BUDGET IMPACT:</b>	Reduced burden on operational budget for investment in transportation projects				
<b>MANAGING DEPARTMENT:</b>	ENGINEERING	<b>PROJECT TYPE:</b>	TSPLOST-DISCRETIONARY		
<b>ACCOUNT CODE:</b>	0510 660 7000	<b>PROJECT NO:</b>	65006		

	Prior Years	FY19	FY20	FY21	FY22	Total
<b>FUNDING SOURCES</b>						
Fund Balance						
Bond Proceeds						
Sales Tax (TSPLOST DISCRETIONARY)	\$ 1,400,000					\$ 1,400,000
Other						
Balance Forward		\$ 1,318,706	\$ 900,000	\$ 600,000	\$ 300,000	
<b>TOTAL FUNDING SOURCES</b>	<b>\$ 1,400,000</b>	<b>\$ 1,318,706</b>	<b>\$ 900,000</b>	<b>\$ 600,000</b>	<b>\$ 300,000</b>	<b>\$ 1,400,000</b>
<b>PROJECT COSTS</b>						
Professional Services						
Legal						
Architect/Engineering	\$ 81,294	\$ 418,706	\$ 300,000	\$ 300,000	\$ 300,000	\$ 1,400,000
Appraisal/Negotiations						
Construction						
Land Acquisition						
Furnishings & Equipment						
<b>BUDGETED EXPENDITURES</b>	<b>\$ 81,294</b>	<b>\$ 418,706</b>	<b>\$ 300,000</b>	<b>\$ 300,000</b>	<b>\$ 300,000</b>	<b>\$ 1,400,000</b>
<b>BALANCE</b>	<b>\$ 1,318,706</b>	<b>\$ 900,000</b>	<b>\$ 600,000</b>	<b>\$ 300,000</b>	<b>\$ -</b>	<b>\$ -</b>

## TSPLOST: DOUBLE CHURCHES PARK PARKING

<b>PROJECT NAME:</b>	TSPLOST Double Churches Park Parking				
<b>PROJECT DESCRIPTION:</b>	Enhancements to the parking lot at Double Churches Park				
<b>BENEFIT TO THE COMMUNITY:</b>	Transportation improvements improve navigability and accessibility for all residents, citizens, property owners, and visitors to Columbus				
<b>OPERATING BUDGET IMPACT:</b>	Reduced burden on operational budget for investment in transportation projects				
<b>MANAGING DEPARTMENT:</b>	ENGINEERING	<b>PROJECT TYPE:</b>	TSPLOST-DISCRETIONARY		
<b>ACCOUNT CODE:</b>	0510 660 7000	<b>PROJECT NO:</b>	65007		

	Prior Years	FY19	FY20	FY21	FY22	Total
<b>FUNDING SOURCES</b>						
Fund Balance						
Bond Proceeds						
Sales Tax (TSPLOST DISCRETIONARY)	\$ 254,463					\$ 254,463
Other						
Balance Forward		\$ 61,081				
<b>TOTAL FUNDING SOURCES</b>	<b>\$ 254,463</b>	<b>\$ 61,081</b>	<b>\$ -</b>	<b>\$ -</b>	<b>\$ -</b>	<b>\$ 254,463</b>
<b>PROJECT COSTS</b>						
Professional Services						
Legal						
Architect/Engineering	\$ 43,501					\$ 43,501
Appraisal/Negotiations						
Construction	\$ 149,881	\$ 61,081				\$ 210,962
Land Acquisition						
Furnishings & Equipment						\$ -
<b>BUDGETED EXPENDITURES</b>	<b>\$ 193,382</b>	<b>\$ 61,081</b>	<b>\$ -</b>	<b>\$ -</b>	<b>\$ -</b>	<b>\$ 254,463</b>
<b>BALANCE</b>	<b>\$ 61,081</b>	<b>\$ -</b>	<b>\$ -</b>	<b>\$ -</b>	<b>\$ -</b>	<b>\$ -</b>

## TSPLOST: TRAFFIC CALMING

<b>PROJECT NAME:</b>	TSPLOST Traffic Calming				
<b>PROJECT DESCRIPTION:</b>	Conduct traffic studies and purchase traffic calming devices which will allow the City to monitor traffic conditions.				
<b>BENEFIT TO THE COMMUNITY:</b>	Transportation improvements improve navigability and accessibility for all residents, citizens, property owners, and visitors to Columbus				
<b>OPERATING BUDGET IMPACT:</b>	Reduced burden on operational budget for investment in transportation projects				
<b>MANAGING DEPARTMENT:</b>	ENGINEERING	<b>PROJECT TYPE:</b>	TSPLOST-DISCRETIONARY		
<b>ACCOUNT CODE:</b>	0510 660 7000	<b>PROJECT NO:</b>	65008		

	Prior Years	FY19	FY20	FY21	FY22	Total
<b>FUNDING SOURCES</b>						
Fund Balance						
Bond Proceeds						
Sales Tax (TSPLOST DISCRETIONARY)	\$ 300,000	\$ 100,000				\$ 400,000
Other						
Balance Forward		\$ 300,000	\$ 300,000	\$ 200,000	\$ 100,000	
<b>TOTAL FUNDING SOURCES</b>	<b>\$ 300,000</b>	<b>\$ 400,000</b>	<b>\$ 300,000</b>	<b>\$ 200,000</b>	<b>\$ 100,000</b>	<b>\$ 400,000</b>
<b>PROJECT COSTS</b>						
Professional Services		\$ 50,000				\$ 50,000
Legal						
Architect/Engineering						
Appraisal/Negotiations						
Construction		\$ 50,000	\$ 100,000	\$ 100,000	\$ 100,000	\$ 350,000
Land Acquisition						
Furnishings & Equipment						
<b>BUDGETED EXPENDITURES</b>	<b>\$ -</b>	<b>\$ 100,000</b>	<b>\$ 100,000</b>	<b>\$ 100,000</b>	<b>\$ 100,000</b>	<b>\$ 400,000</b>
<b>BALANCE</b>	<b>\$ 300,000</b>	<b>\$ 300,000</b>	<b>\$ 200,000</b>	<b>\$ 100,000</b>	<b>\$ -</b>	<b>\$ -</b>



## TSPLOST: REESE RD BRIDGE AT COOPER CREEK

<b>PROJECT NAME:</b>	TSPLOST Reese Rd Bridge at Cooper Creek				
<b>PROJECT DESCRIPTION:</b>	Infrastructure improvements to the bridge on Reese Road near Cooper Creek Park.				
<b>BENEFIT TO THE COMMUNITY:</b>	Transportation improvements improve navigability and accessibility for all residents, citizens, property owners, and visitors to Columbus				
<b>OPERATING BUDGET IMPACT:</b>	Reduced burden on operational budget for investment in transportation projects				
<b>MANAGING DEPARTMENT:</b>	ENGINEERING	<b>PROJECT TYPE:</b>	TSPLOST-DISCRETIONARY		
<b>ACCOUNT CODE:</b>	0510 660 7000	<b>PROJECT NO:</b>	65009		

	Prior Years	FY19	FY20	FY21	FY22	Total
<b>FUNDING SOURCES</b>						
Fund Balance						
Bond Proceeds						
Sales Tax (TSPLOST DISCRETIONARY)	\$ 1,680,000					\$ 1,680,000
Other						
Balance Forward		\$ 1,680,000	\$ 1,200,000	\$ 800,000	\$ 400,000	
<b>TOTAL FUNDING SOURCES</b>	<b>\$ 1,680,000</b>	<b>\$ 1,680,000</b>	<b>\$ 1,200,000</b>	<b>\$ 800,000</b>	<b>\$ 400,000</b>	<b>\$ 1,680,000</b>
<b>PROJECT COSTS</b>						
Professional Services		\$ 100,000				\$ 100,000
Legal						
Architect/Engineering		\$ 50,000				\$ 50,000
Appraisal/Negotiations						
Construction		\$ 330,000	\$ 400,000	\$ 400,000	\$ 400,000	\$ 1,530,000
Land Acquisition						
Furnishings & Equipment						
<b>BUDGETED EXPENDITURES</b>	<b>\$ -</b>	<b>\$ 480,000</b>	<b>\$ 400,000</b>	<b>\$ 400,000</b>	<b>\$ 400,000</b>	<b>\$ 1,680,000</b>
<b>BALANCE</b>	<b>\$ 1,680,000</b>	<b>\$ 1,200,000</b>	<b>\$ 800,000</b>	<b>\$ 400,000</b>	<b>\$ -</b>	<b>\$ -</b>

## TSPLOST: CLARADON BRIDGE

<b>PROJECT NAME:</b>	TSPLOST Claradon Bridge				
<b>PROJECT DESCRIPTION:</b>	Infrastructure improvements to the bridge on Claradon Drive				
<b>BENEFIT TO THE COMMUNITY:</b>	Transportation improvements improve navigability and accessibility for all residents, citizens, property owners, and visitors to Columbus				
<b>OPERATING BUDGET IMPACT:</b>	Reduced burden on operational budget for investment in transportation projects				
<b>MANAGING DEPARTMENT:</b>	ENGINEERING	<b>PROJECT TYPE:</b>	TSPLOST-DISCRETIONARY		
<b>ACCOUNT CODE:</b>	0510 660 7000	<b>PROJECT NO:</b>	65010		

	Prior Years	FY19	FY20	FY21	FY22	Total
<b>FUNDING SOURCES</b>						
Fund Balance						
Bond Proceeds						
Sales Tax (TSPLOST DISCRETIONARY)	\$ 700,000					\$ 700,000
Other						
Balance Forward		\$ 589,009	\$ -	\$ -	\$ -	
<b>TOTAL FUNDING SOURCES</b>	<b>\$ 700,000</b>	<b>\$ 589,009</b>	<b>\$ -</b>	<b>\$ -</b>	<b>\$ -</b>	<b>\$ 700,000</b>
<b>PROJECT COSTS</b>						
Professional Services						
Legal						
Architect/Engineering	\$ 110,991	\$ -				\$ 110,991
Appraisal/Negotiations						
Construction	\$ -	\$ 589,009				\$ 589,009
Land Acquisition						
Furnishings & Equipment						
<b>BUDGETED EXPENDITURES</b>	<b>\$ 110,991</b>	<b>\$ 589,009</b>	<b>\$ -</b>	<b>\$ -</b>	<b>\$ -</b>	<b>\$ 700,000</b>
<b>BALANCE</b>	<b>\$ 589,009</b>	<b>\$ -</b>	<b>\$ -</b>	<b>\$ -</b>	<b>\$ -</b>	<b>\$ -</b>

## TSPLOST: MLK TRAIL

<b>PROJECT NAME:</b>	TSPLOST MLK Trail				
<b>PROJECT DESCRIPTION:</b>	Infrastructure improvements to the bike/pedestrian trail on MLK Boulevard				
<b>BENEFIT TO THE COMMUNITY:</b>	Transportation improvements improve navigability and accessibility for all residents, citizens, property owners, and visitors to Columbus				
<b>OPERATING BUDGET IMPACT:</b>	Reduced burden on operational budget for investment in transportation projects				
<b>MANAGING DEPARTMENT:</b>	ENGINEERING	<b>PROJECT TYPE:</b>	TSPLOST-DISCRETIONARY		
<b>ACCOUNT CODE:</b>	0510 660 7000	<b>PROJECT NO:</b>	65011		

	Prior Years	FY19	FY20	FY21	FY22	Total
<b>FUNDING SOURCES</b>						
Fund Balance						
Bond Proceeds						
Sales Tax (TSPLOST DISCRETIONARY)	\$ 700,000					\$ 700,000
Other						
Balance Forward		\$ 635,153	\$ -	\$ -	\$ -	
<b>TOTAL FUNDING SOURCES</b>	<b>\$ 700,000</b>	<b>\$ 635,153</b>	<b>\$ -</b>	<b>\$ -</b>	<b>\$ -</b>	<b>\$ 700,000</b>
<b>PROJECT COSTS</b>						
Professional Services	\$ 375					\$ 375
Legal						
Architect/Engineering	\$ 31,167	\$ -				\$ 31,167
Appraisal/Negotiations						
Construction	\$ 605	\$ 635,153				\$ 635,758
Land Acquisition	\$ 32,700					\$ 32,700
Furnishings & Equipment						
<b>BUDGETED EXPENDITURES</b>	<b>\$ 64,847</b>	<b>\$ 635,153</b>	<b>\$ -</b>	<b>\$ -</b>	<b>\$ -</b>	<b>\$ 700,000</b>
<b>BALANCE</b>	<b>\$ 635,153</b>	<b>\$ -</b>	<b>\$ -</b>	<b>\$ -</b>	<b>\$ -</b>	<b>\$ -</b>

## TSPLOST: SIDEWALKS/ADA

<b>PROJECT NAME:</b>	TSPLOST Sidewalks/ADA				
<b>PROJECT DESCRIPTION:</b>	Infrastructure and ADA improvements to sidewalks and other facilities.				
<b>BENEFIT TO THE COMMUNITY:</b>	Transportation improvements improve navigability and accessibility for all residents, citizens, property owners, and visitors to Columbus				
<b>OPERATING BUDGET IMPACT:</b>	Reduced burden on operational budget for investment in transportation projects				
<b>MANAGING DEPARTMENT:</b>	ENGINEERING	<b>PROJECT TYPE:</b>	TSPLOST-DISCRETIONARY		
<b>ACCOUNT CODE:</b>	0510 660 7000	<b>PROJECT NO:</b>	65016		

	Prior Years	FY19	FY20	FY21	FY22	Total
<b>FUNDING SOURCES</b>						
Fund Balance						
Bond Proceeds						
Sales Tax (TSPLOST DISCRETIONARY)	\$ 200,000	\$ 100,000				\$ 300,000
Other						
Balance Forward		\$ 13,732	\$ 83,732	\$ 53,732	\$ 23,732	
<b>TOTAL FUNDING SOURCES</b>	<b>\$ 200,000</b>	<b>\$ 113,732</b>	<b>\$ 83,732</b>	<b>\$ 53,732</b>	<b>\$ 23,732</b>	<b>\$ 300,000</b>
<b>PROJECT COSTS</b>						
Professional Services						
Legal						
Architect/Engineering						
Appraisal/Negotiations						
Construction	\$ 186,268	\$ 30,000	\$ 30,000	\$ 30,000	\$ 23,732	\$ 300,000
Land Acquisition						
Furnishings & Equipment						
<b>BUDGETED EXPENDITURES</b>	<b>\$ 186,268</b>	<b>\$ 30,000</b>	<b>\$ 30,000</b>	<b>\$ 30,000</b>	<b>\$ 23,732</b>	<b>\$ 300,000</b>
<b>BALANCE</b>	<b>\$ 13,732</b>	<b>\$ 83,732</b>	<b>\$ 53,732</b>	<b>\$ 23,732</b>	<b>\$ -</b>	<b>\$ -</b>

## TSPLOST: GUARDRAILS

<b>PROJECT NAME:</b>	TSPLOST Guardrails				
<b>PROJECT DESCRIPTION:</b>	Infrastructure improvements to guardrails along major roadways.				
<b>BENEFIT TO THE COMMUNITY:</b>	Transportation improvements improve navigability and accessibility for all residents, citizens, property owners, and visitors to Columbus				
<b>OPERATING BUDGET IMPACT:</b>	Reduced burden on operational budget for investment in transportation projects				
<b>MANAGING DEPARTMENT:</b>	ENGINEERING			<b>PROJECT TYPE:</b>	TSPLOST-DISCRETIONARY
<b>ACCOUNT CODE:</b>	0510 660 7000			<b>PROJECT NO:</b>	65017

	Prior Years	FY19	FY20	FY21	FY22	Total
<b>FUNDING SOURCES</b>						
Fund Balance						
Bond Proceeds						
Sales Tax (TSPLOST DISCRETIONARY)	\$ 200,000	\$ 100,000				\$ 300,000
Other						
Balance Forward		\$ 200,000	\$ -	\$ -	\$ -	
<b>TOTAL FUNDING SOURCES</b>	<b>\$ 200,000</b>	<b>\$ 300,000</b>	<b>\$ -</b>	<b>\$ -</b>	<b>\$ -</b>	<b>\$ 300,000</b>
<b>PROJECT COSTS</b>						
Professional Services						
Legal						
Architect/Engineering						
Appraisal/Negotiations						
Construction		\$ 300,000				\$ 300,000
Land Acquisition						
Furnishings & Equipment						\$ -
<b>BUDGETED EXPENDITURES</b>	<b>\$ -</b>	<b>\$ 300,000</b>	<b>\$ -</b>	<b>\$ -</b>	<b>\$ -</b>	<b>\$ 300,000</b>
<b>BALANCE</b>	<b>\$ 200,000</b>	<b>\$ -</b>	<b>\$ -</b>	<b>\$ -</b>	<b>\$ -</b>	<b>\$ -</b>

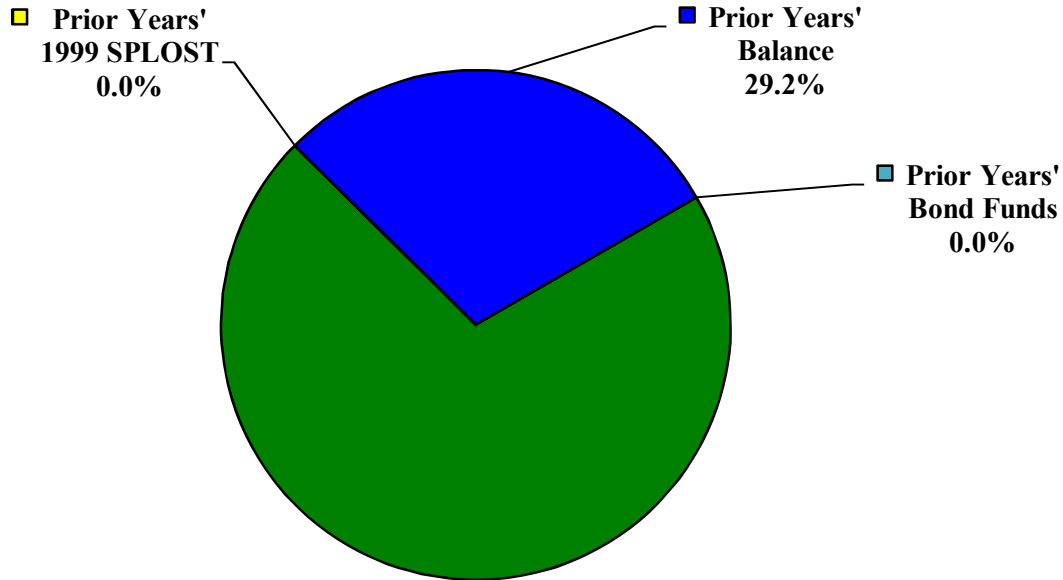
## TSPLOST: DISCRETIONARY FUNDED PROJECTS

<b>PROJECT NAME:</b>	TSPLOST Discretionary Funds				
<b>PROJECT DESCRIPTION:</b>	As directed by Council discretion, these funds are utilized out of the discretionary portion of the TSPLOST Distribution for appropriate projects				
<b>BENEFIT TO THE COMMUNITY:</b>	Transportation improvements improve navigability and accessibility for all residents, citizens, property owners, and visitors to Columbus				
<b>OPERATING BUDGET IMPACT:</b>	Reduced burden on operational budget for investment in transportation projects				
<b>MANAGING DEPARTMENT:</b>	FINANCE	<b>PROJECT TYPE:</b>	TSPLOST-DISCRETIONARY		
<b>ACCOUNT CODE:</b>	0510 660 7000	<b>PROJECT NO:</b>	TBD		

	Prior Years	FY19	FY20	FY21	FY22	Total
<b>FUNDING SOURCES</b>						
Fund Balance						
Bond Proceeds						
Sales Tax (TSPLOST DISCRETIONARY)		\$ 2,500,000				\$ 2,500,000
Other						
Balance Forward						
<b>TOTAL FUNDING SOURCES</b>	<b>\$ -</b>	<b>\$ 2,500,000</b>	<b>\$ -</b>	<b>\$ -</b>	<b>\$ -</b>	<b>\$ 2,500,000</b>
<b>PROJECT COSTS</b>						
Professional Services		\$ 10,000				\$ 10,000
Legal		\$ 10,000				\$ 10,000
Architect/Engineering		\$ 480,000				\$ 480,000
Appraisal/Negotiations						
Construction		\$ 2,000,000				\$ 2,000,000
Land Acquisition						
Furnishings & Equipment						
<b>BUDGETED EXPENDITURES</b>	<b>\$ -</b>	<b>\$ 2,500,000</b>	<b>\$ -</b>	<b>\$ -</b>	<b>\$ -</b>	<b>\$ 2,500,000</b>
<b>BALANCE</b>	<b>\$ -</b>	<b>\$ -</b>	<b>\$ -</b>	<b>\$ -</b>	<b>\$ -</b>	<b>\$ -</b>

# ENVIRONMENTAL SUMMARY

## FY19 FINANCING METHOD \$1,209,830

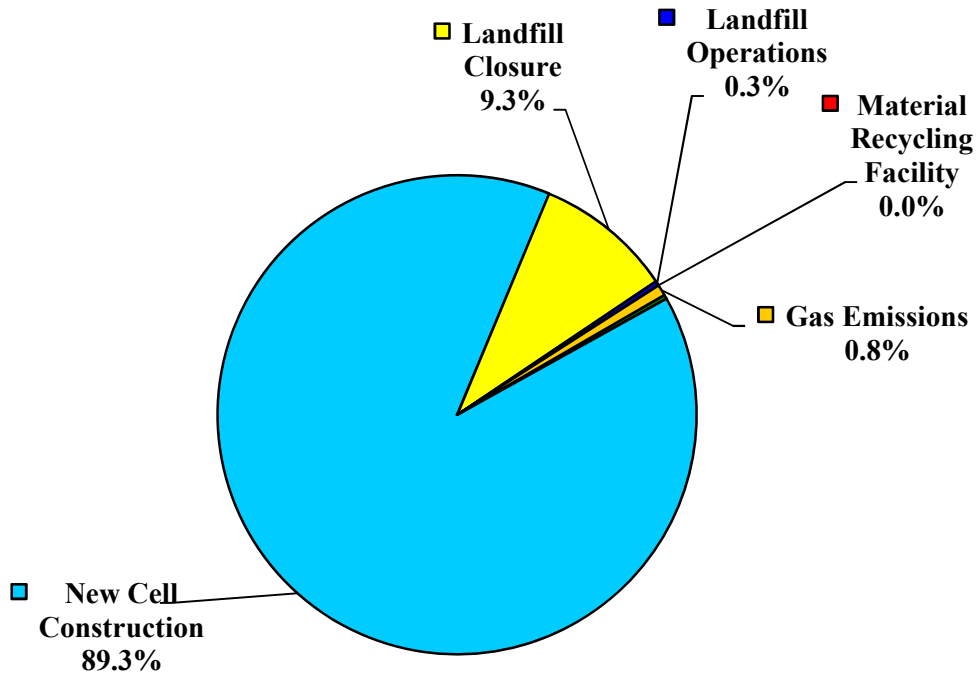


## FY19 FINANCING FOR ENVIRONMENTAL PROJECTS

METHOD/SOURCE	AMOUNT
Fund Balance	\$ 856,000
1999 SPLOST	-
Prior Years' 1999 SPLOST	-
Prior Years' Balance	353,830
Prior Years' Bond Funds	-
<b>FY19 TOTAL</b>	<b>\$ 1,209,830</b>

# ENVIRONMENTAL SUMMARY

## FY19 PROJECT COSTS \$1,209,830



## FY19 ENVIRONMENTAL PROJECTS

TYPE OF PROJECT	AMOUNT
Integrated Waste / Various	\$ 3,399
New Cell Construction	1,080,764
Landfill Closure	112,729
Landfill Operations	3,811
Material Recycling Facility	-
Gas Emissions	9,127
<b>FY19 TOTAL</b>	<b>\$ 1,209,830</b>



# ENVIRONMENTAL/INTEGRATED WASTE SUMMARY

## FIVE YEAR FORECAST INTEGRATED WASTE FUND CAPITAL IMPROVEMENT PROJECTS

		Carryforward	FY19	FY20	FY21	FY22	Total
<b>FUNDING SOURCES</b>							
INTEGRATED WASTE FUND		\$ 353,830	\$ 856,000	\$ 850,000	\$ 850,000	\$ 850,000	\$ 3,759,830
Bond Proceeds							\$ -
Sales Tax (2009 LOST)							\$ -
Sales Tax (1999 SPLOST)							\$ -
Balance Forward							\$ -
<b>TOTAL FUNDING</b>		<b>\$ 353,830</b>	<b>\$ 856,000</b>	<b>\$ 850,000</b>	<b>\$ 850,000</b>	<b>\$ 850,000</b>	<b>\$ 3,759,830</b>
			<b>\$ 1,209,830</b>				
<b>PROJECT COSTS</b>							
Oxbow Methane Monitoring Well #8	Gas Emission	\$ 38,577	\$ -				\$ 38,577
Greenhouse Gas	Gas Emission	\$ 64,141	\$ 9,127				\$ 73,268
Pine Grove Landfill Closure	Landfill Closure	\$ 253,680	\$ 71,056	\$ 50,000	\$ 50,000	\$ 50,000	\$ 474,736
Wilson Camp/Satilla Closure	Landfill Closure	\$ 235,858	\$ 18,636				\$ 254,494
Pine Grove Operation Software	Landfill Operations	\$ 19,689	\$ -				\$ 19,689
New Cell Construction	New Cell Construction	\$ 6,126,782	\$ 1,080,764	\$ 800,000	\$ 800,000	\$ 800,000	\$ 9,607,546
Recycling Sustainability Center	Recycling	\$ 8,596,947	\$ -				\$ 8,596,947
Oxbow Meadows Inert Landfill Closure	Landfill Closure	\$ 101,243	\$ 23,037				\$ 124,280
Schatulga Rd Landfill Well Replacements	Landfill Closure	\$ 31,601	\$ 3,399				\$ 35,000
Granite Bluff Revised Development Plan	Landfill Operations	\$ 36,189	\$ 3,811				\$ 40,000
<b>TOTAL PROJECT COSTS</b>		<b>\$ 15,504,707</b>	<b>\$ 1,209,830</b>	<b>\$ 850,000</b>	<b>\$ 850,000</b>	<b>\$ 850,000</b>	<b>\$ 19,264,537</b>

## OXBOW METHANE MONITORING WELL #8

<b>PROJECT NAME:</b>	Oxbow Methane Monitoring Well #8		
<b>PROJECT DESCRIPTION:</b>	Funds the installation of mechanism to collect and recycle methane gas from Oxbow landfill		
<b>BENEFIT TO THE COMMUNITY:</b>	Removes hazardous methane gas material from landfill and provides for recycling of methane		
<b>OPERATING BUDGET IMPACT:</b>	Reduced dependency on bond or other funding sources to cover landfill closure costs		
<b>MANAGING DEPARTMENT:</b>	PUBLIC WORKS	<b>PROJECT TYPE:</b>	LANDFILL CLOSURE
<b>ACCOUNT CODE:</b>	0207 660 4000	<b>PROJECT NO:</b>	20725

	Prior Years	FY19	Total
<b>FUNDING SOURCES</b>			
Fund Balance- INTEGRATED WASTE FUND	\$ 38,577		\$ 38,577
Bond Proceeds			
Sales Tax			
Other			
Balance Forward			
<b>TOTAL FUNDING SOURCES</b>	<b>\$ 38,577</b>	<b>\$ -</b>	<b>\$ 38,577</b>
<b>PROJECT COSTS</b>			
Professional Services	\$ 11,519		\$ 11,519
Legal			
Architect/Engineering	\$ 27,058		\$ 27,058
Appraisal/Negotiations			
Construction			
Land Acquisition			
Furnishings & Equipment			
<b>BUDGETED EXPENDITURES</b>	<b>\$ 38,577</b>	<b>\$ -</b>	<b>\$ 38,577</b>
<b>BALANCE</b>	<b>\$ -</b>	<b>\$ -</b>	<b>\$ -</b>

## GREENHOUSE GAS PROJECT

<b>PROJECT NAME:</b>	Greenhouse Gas and Landfill Gas Utilization RFP and Evaluation		
<b>PROJECT DESCRIPTION:</b>	Funding for implementation of greenhouse gas emission system		
<b>BENEFIT TO THE COMMUNITY:</b>	Improve environmental quality, protect neighboring communities		
<b>OPERATING BUDGET IMPACT:</b>	Reduced risk of exposure for costs associated with gas emissions collection and containment		
<b>MANAGING DEPARTMENT:</b>	PUBLIC WORKS	<b>PROJECT TYPE:</b>	LANDFILL OPERATIONS
<b>ACCOUNT CODE:</b>	0207 660 4000	<b>PROJECT NO:</b>	20722 and 20730

	Prior Years	FY19	Total
<b>FUNDING SOURCES</b>			
Fund Balance- INTEGRATED WASTE FUND	\$ 73,268		\$ 73,268
Bond Proceeds			
Sales Tax			
Other			
Balance Forward		\$ 9,127	
<b>TOTAL FUNDING SOURCES</b>	<b>\$ 73,268</b>	<b>\$ 9,127</b>	<b>\$ 73,268</b>
<b>PROJECT COSTS</b>			
Professional Services			
Legal			
Architect/Engineering	\$ 64,141	\$ 9,127	\$ 73,268
Appraisal/Negotiations			
Construction			
Land Acquisition			
Furnishings & Equipment			
<b>BUDGETED EXPENDITURES</b>	<b>\$ 64,141</b>	<b>\$ 9,127</b>	<b>\$ 73,268</b>
<b>BALANCE</b>	<b>\$ 9,127</b>	<b>\$ -</b>	<b>\$ -</b>

## PINE GROVE LANDFILL CLOSURE

<b>PROJECT NAME:</b>	Landfill Closeout		
<b>PROJECT DESCRIPTION:</b>	Funding for the closure and post-closure costs for Pine Grove Landfill in accordance with State and Federal specifications and mandates.		
<b>BENEFIT TO THE COMMUNITY:</b>	Ensure compliance with State and Federal requirements for landfill closure		
<b>OPERATING BUDGET IMPACT:</b>	Reduced dependency on bond funding or other fund sources for closure costs		
<b>MANAGING DEPARTMENT:</b>	PUBLIC WORKS	<b>PROJECT TYPE:</b>	LANDFILL CLOSURE
<b>ACCOUNT CODE:</b>	0207 660 4000	<b>PROJECT NO:</b>	20711

	Prior Years	FY19	Total
<b>FUNDING SOURCES</b>			
Fund Balance- INTEGRATED WASTE FUND	\$ 324,736		\$ 324,736
Bond Proceeds			
Sales Tax			
Other			
Balance Forward		\$ 71,056	
<b>TOTAL FUNDING SOURCES</b>	<b>\$ 324,736</b>	<b>\$ 71,056</b>	<b>\$ 324,736</b>
<b>PROJECT COSTS</b>			
Professional Services			
Legal			
Architect/Engineering	\$ 49,800	\$ 45,856	\$ 95,656
Appraisal/Negotiations			
Construction	\$ 203,880	\$ 25,200	\$ 229,080
Land Acquisition			
Furnishings & Equipment			
<b>BUDGETED EXPENDITURES</b>	<b>\$ 253,680</b>	<b>\$ 71,056</b>	<b>\$ 324,736</b>
<b>BALANCE</b>	<b>\$ 71,056</b>	<b>\$ -</b>	<b>\$ -</b>

## WILSON CAMP/SATILLA CLOSURE

<b>PROJECT NAME:</b>	Wilson Camp/Satilla Closure		
<b>PROJECT DESCRIPTION:</b>	Funding for closure of Wilson Camp/Satilla landfill		
<b>BENEFIT TO THE COMMUNITY:</b>	Ensure compliance with State and Federal requirements for landfill closure		
<b>OPERATING BUDGET IMPACT:</b>	Reduced dependency on bond funding or other fund sources for closure costs		
<b>MANAGING DEPARTMENT:</b>	PUBLIC WORKS	<b>PROJECT TYPE:</b>	LANDFILL CLOSURE
<b>ACCOUNT CODE:</b>	0207 660 4000	<b>PROJECT NO:</b>	20719

	Prior Years	FY19	Total
<b>FUNDING SOURCES</b>			
Fund Balance- INTEGRATED WASTE FUND	\$ 254,494		\$ 254,494
Bond Proceeds			
Sales Tax			
Other			
Balance Forward		\$ 18,636	
<b>TOTAL FUNDING SOURCES</b>	<b>\$ 254,494</b>	<b>\$ 18,636</b>	<b>\$ 254,494</b>
<b>PROJECT COSTS</b>			
Professional Services	\$ 110,046	\$ 18,636	\$ 128,682
Legal			
Architect/Engineering	\$ 125,812		\$ 125,812
Appraisal/Negotiations			
Construction			
Land Acquisition			
Furnishings & Equipment			
<b>BUDGETED EXPENDITURES</b>	<b>\$ 235,858</b>	<b>\$ 18,636</b>	<b>\$ 254,494</b>
<b>BALANCE</b>	<b>\$ 18,636</b>	<b>\$ -</b>	<b>\$ -</b>

## PINE GROVE LANDFILL OPERATION SOFTWARE

<b>PROJECT NAME:</b>	Landfill Operation Software		
<b>PROJECT DESCRIPTION:</b>	Funding for the implementation of software system to manage operations at Pine Grove landfill		
<b>BENEFIT TO THE COMMUNITY:</b>	Provide enhanced operational efficiencies at landfill and improve process for weighing and invoicing customers for landfill patronage		
<b>OPERATING BUDGET IMPACT:</b>	Reduced dependency on bond funds or other funding sources for landfill operating costs		
<b>MANAGING DEPARTMENT:</b>	PUBLIC WORKS	<b>PROJECT TYPE:</b>	LANDFILL OPERATIONS
<b>ACCOUNT CODE:</b>	0207 660 4000	<b>PROJECT NO:</b>	20716 and 20731

	Prior Years	FY19	Total
<b>FUNDING SOURCES</b>			
Fund Balance- INTEGRATED WASTE FUND	\$ 19,689		\$ 19,689
Bond Proceeds			
Sales Tax			
Other			
Balance Forward			
<b>TOTAL FUNDING SOURCES</b>	<b>\$ 19,689</b>	<b>\$ -</b>	<b>\$ 19,689</b>
<b>PROJECT COSTS</b>			
Professional Services			
Legal			
Architect/Engineering			
Appraisal/Negotiations			
Construction			
Land Acquisition			
Furnishings & Equipment	\$ 19,689		\$ 19,689
<b>BUDGETED EXPENDITURES</b>	<b>\$ 19,689</b>	<b>\$ -</b>	<b>\$ 19,689</b>
<b>BALANCE</b>	<b>\$ -</b>	<b>\$ -</b>	<b>\$ -</b>

## NEW CELL CONSTRUCTION

<b>PROJECT NAME:</b>	New Cell Constr./Pump No. 1 Upgrade/Pump #1 Constr. Upgrade/Constr. & Demo Expansion		
<b>PROJECT DESCRIPTION:</b>	Funding for construction of new cells for putrescible waste at the Pine Grove Landfill.		
<b>BENEFIT TO THE COMMUNITY:</b>	Disposal of waste in accordance with State and Federal requirements		
<b>OPERATING BUDGET IMPACT:</b>	Reduced exposure to risk of non-compliance with State and Federal mandates		
<b>MANAGING DEPARTMENT:</b>	PUBLIC WORKS	<b>PROJECT TYPE:</b>	NEW CELL CONSTRUCTION
<b>ACCOUNT CODE:</b>	0207 660 4000	<b>PROJECT NO:</b>	20709, 20729, 20732, 20733, 20734

	Prior Years	FY19	Total
<b>FUNDING SOURCES</b>			
Fund Balance-INTEGRATED WASTE FUND	\$ 6,351,546	\$ 856,000	\$ 7,207,546
Bond Proceeds			
Sales Tax			
Other			
Balance Forward		\$ 224,764	
<b>TOTAL FUNDING SOURCES</b>	<b>\$ 6,351,546</b>	<b>\$ 1,080,764</b>	<b>\$ 7,207,546</b>
<b>PROJECT COSTS</b>			
Professional Services			
Legal	\$ 69,363	\$ 76,484	\$ 145,847
Architect/Engineering	\$ 682,912	\$ 253,602	\$ 936,514
Appraisal/Negotiations			
Construction	\$ 5,374,507	\$ 750,678	\$ 6,125,185
Land Acquisition			
Furnishings & Equipment			
<b>BUDGETED EXPENDITURES</b>	<b>\$ 6,126,782</b>	<b>\$ 1,080,764</b>	<b>\$ 7,207,546</b>
<b>BALANCE</b>	<b>\$ 224,764</b>	<b>\$ -</b>	<b>\$ -</b>

## RECYCLING SUSTAINABILITY CENTER

<b>PROJECT NAME:</b>	Recycling Sustainability Center		
<b>PROJECT DESCRIPTION:</b>	Construct and equip material recycling and environmental sustainability resource center		
<b>BENEFIT TO THE COMMUNITY:</b>	Facilitates comprehensive recycling program for all citizens		
<b>OPERATING BUDGET IMPACT:</b>	Reduced dependency on bond or other funding sources to cover landfill closure costs		
<b>MANAGING DEPARTMENT:</b>	PUBLIC WORKS	<b>PROJECT TYPE:</b>	RECYCLING
<b>ACCOUNT CODE:</b>	0559 800 2150	<b>PROJECT NO:</b>	20717 and 82005

	Prior Years	FY19	Total
<b>FUNDING SOURCES</b>			
Fund Balance- INTEGRATED WASTE FUND	\$ 102,460		\$ 102,460
Bond Proceeds	\$ 8,494,487		\$ 8,494,487
Sales Tax			
Other			
Balance Forward			
<b>TOTAL FUNDING SOURCES</b>	<b>\$ 8,596,947</b>	<b>\$ -</b>	<b>\$ 8,596,947</b>
<b>PROJECT COSTS</b>			
Professional Services			
Legal			
Architect/Engineering	\$ 1,372,881		\$ 1,372,881
Appraisal/Negotiations			
Construction	\$ 6,346,861		\$ 6,346,861
Land Acquisition			
Furnishings & Equipment	\$ 877,205		\$ 877,205
<b>BUDGETED EXPENDITURES</b>	<b>\$ 8,596,947</b>	<b>\$ -</b>	<b>\$ 8,596,947</b>
<b>BALANCE</b>	<b>\$ -</b>	<b>\$ -</b>	<b>\$ -</b>



## OXBOW MEADOWS INERT LANDFILL CLOSURE

<b>PROJECT NAME:</b>	Oxbow Meadows Inert Landfill Closure		
<b>PROJECT DESCRIPTION:</b>	Funding for the closure and post-closure costs for Oxbow Meadows accordance with State and Federal specifications and mandates.		
<b>BENEFIT TO THE COMMUNITY:</b>	Ensure compliance with State and Federal requirements for landfill closure		
<b>OPERATING BUDGET IMPACT:</b>	Reduced dependency on bond funding or other fund sources for closure costs		
<b>MANAGING DEPARTMENT:</b>	PUBLIC WORKS	<b>PROJECT TYPE:</b>	LANDFILL CLOSURE
<b>ACCOUNT CODE:</b>	0207 660 4000	<b>PROJECT NO:</b>	20735

	Prior Years	FY19	Total
<b>FUNDING SOURCES</b>			
Fund Balance- INTEGRATED WASTE FUND	\$ 124,280		\$ 124,280
Bond Proceeds			
Sales Tax			
Other			
Balance Forward		\$ 23,037	
<b>TOTAL FUNDING SOURCES</b>	<b>\$ 124,280</b>	<b>\$ 23,037</b>	<b>\$ 124,280</b>
<b>PROJECT COSTS</b>			
Professional Services			
Legal			
Architect/Engineering	\$ 101,243	\$ 23,037	\$ 124,280
Appraisal/Negotiations			
Construction			
Land Acquisition			
Furnishings & Equipment			
<b>BUDGETED EXPENDITURES</b>	<b>\$ 101,243</b>	<b>\$ 23,037</b>	<b>\$ 124,280</b>
<b>BALANCE</b>	<b>\$ 23,037</b>	<b>\$ -</b>	<b>\$ -</b>

## SCHATULGA RD LANDFILL WELL REPLACEMENTS

<b>PROJECT NAME:</b>	Schatulga Rd Landfill Well Replacements		
<b>PROJECT DESCRIPTION:</b>	Funding to replace 2 ground water wells at the Schatulga Rd Landfill as a part of post care corrective action		
<b>BENEFIT TO THE COMMUNITY:</b>	Ensure compliance with State and Federal requirements for landfill closure		
<b>OPERATING BUDGET IMPACT:</b>	Reduced dependency on bond funding or other fund sources for closure costs		
<b>MANAGING DEPARTMENT:</b>	PUBLIC WORKS	<b>PROJECT TYPE:</b>	LANDFILL CLOSURE
<b>ACCOUNT CODE:</b>	0207 660 4000	<b>PROJECT NO:</b>	20736

	Prior Years	FY19	Total
<b>FUNDING SOURCES</b>			
Fund Balance- INTEGRATED WASTE FUND	\$ 35,000		\$ 35,000
Bond Proceeds			
Sales Tax			
Other			
Balance Forward		\$ 3,399	
<b>TOTAL FUNDING SOURCES</b>	<b>\$ 35,000</b>	<b>\$ 3,399</b>	<b>\$ 35,000</b>
<b>PROJECT COSTS</b>			
Professional Services			
Legal			
Architect/Engineering			
Appraisal/Negotiations			
Construction	\$ 31,601	\$ 3,399	\$ 35,000
Land Acquisition			
Furnishings & Equipment			
<b>BUDGETED EXPENDITURES</b>	<b>\$ 31,601</b>	<b>\$ 3,399</b>	<b>\$ 35,000</b>
<b>BALANCE</b>	<b>\$ 3,399</b>	<b>\$ -</b>	<b>\$ -</b>

## GRANITE BLUFF REVISED DEVELOPMENT PLAN

<b>PROJECT NAME:</b>	Granite Bluff Revised Development Plan		
<b>PROJECT DESCRIPTION:</b>	Revise the site development plan for Granite Bluff Inert Landfill in regards to the disposal of inert waste		
<b>BENEFIT TO THE COMMUNITY:</b>	Ensure compliance with State and Federal requirements for inert waste disposal		
<b>OPERATING BUDGET IMPACT:</b>	Reduced risk of exposure for non-compliance with state and federal mandates		
<b>MANAGING DEPARTMENT:</b>	PUBLIC WORKS	<b>PROJECT TYPE:</b>	LANDFILL CLOSURE
<b>ACCOUNT CODE:</b>	0207 660 4000	<b>PROJECT NO:</b>	20737

	Prior Years	FY19	Total
<b>FUNDING SOURCES</b>			
Fund Balance- INTEGRATED WASTE FUND	\$ 40,000		\$ 40,000
Bond Proceeds			
Sales Tax			
Other			
Balance Forward		\$ 3,811	
<b>TOTAL FUNDING SOURCES</b>	<b>\$ 40,000</b>	<b>\$ 3,811</b>	<b>\$ 40,000</b>
<b>PROJECT COSTS</b>			
Professional Services			
Legal			
Architect/Engineering			
Appraisal/Negotiations			
Construction	\$ 36,189	\$ 3,811	\$ 40,000
Land Acquisition			
Furnishings & Equipment			
<b>BUDGETED EXPENDITURES</b>	<b>\$ 36,189</b>	<b>\$ 3,811</b>	<b>\$ 40,000</b>
<b>BALANCE</b>	<b>\$ 3,811</b>	<b>\$ -</b>	<b>\$ -</b>

## **CITY OF COLUMBUS – ACKNOWLEDGEMENTS**

### **Departments & Elected Offices**

Mayor/Chief Executive – Teresa Pike Tomlinson  
Legislative - Tiny Washington  
Legal – Clifton Fay  
City Manager/Chief Administrator – Isaiah Hugley  
Deputy City Manager – Lisa Goodwin  
Deputy City Manager – Pamela Hodge  
Finance – Angelica Alexander  
Internal Auditor- John Redmond  
Information Technology – Dr. Forrest Toelle  
Human Resources – Reather Hollowell  
Codes and Inspections – John Hudgison  
Planning – Rick Jones  
Community Reinvestment – Laura McCool Johnson  
Engineering – Donna Newman  
Public Works – Pat Biegler  
Parks & Recreation – Holli Browder  
Cooperative Extension Service – Rhea Bentley  
Board of Tax Assessors – Betty Middleton  
Board of Elections & Registrations - Nancy Boren  
Crime Prevention Office- Seth Brown  
Police Services – Ricky Boren  
Fire & Emergency Medical Services – Jeff Meyer  
Muscogee County Prison – Dwight Hamrick  
Superior Courts of Muscogee County – Chief Judge Gil McBride  
District Attorney – Julia Slater  
Clerk of Superior Courts of Muscogee County – Shasta Glover  
State Courts of Muscogee County – Judges Andy Prather & Ben Richardson  
State Court Solicitor – Suzanne Goddard  
Public Defender – Moffett Flournoy  
Magistrate and Municipal Court – Steven Smith  
Clerk of Municipal Court - Vivian Creighton-Bishop  
Municipal Court Marshal – Greg Countryman  
Probate Court – Judge Marc D’Antonio  
Sheriff’s Office – Donna Tompkins  
Tax Commissioner - Lula Huff  
Coroner – Buddy Bryan  
Recorder’s Court – Judge Julius Hunter  
Columbus Transit System (METRA) – Rosa Evans  
Bull Creek Golf Course and Oxbow Creek Golf Course - John Milam  
Columbus Convention & Trade Center – Hayley Henderson  
Columbus Civic Center – Jon Dorman  
Workforce Investment Act - Howard Pendleton

## **ACKNOWLEDGMENTS**

---

We wish to extend a special thank you to the following individuals whose contribution to the completion of this document is greatly appreciated.

### **BUDGET PREPARATION:**

Pamela Hodge, Deputy City Manager of Finance, Planning & Development  
Angelica Alexander, Director of Finance  
Dustin Heath, Assistant Director of Finance  
Kaelan Boyd, Budget and Management Analyst  
Rhonda Rice, Budget and Management Analyst

### **DESIGN AND PRINTING:**

The Printing and Information Technology Divisions of the Columbus Consolidated Government