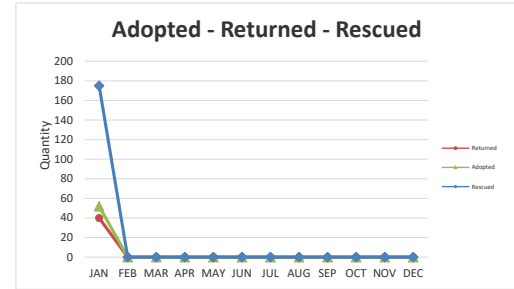


COLUMBUS, GA Animal Care Control Center

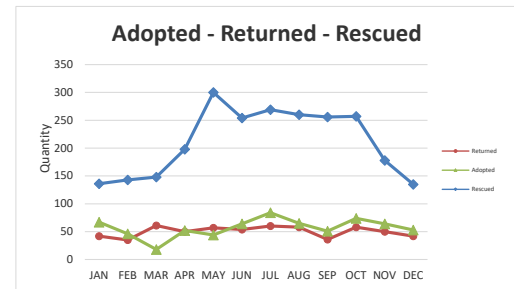
Last Modified: 2/6/2020

2020	INTAKE					RTO										ADOPTED					RESCUED					% PLACED		HUMANELY EUTHANIZED					% EUTHANIZED	
	DOG	CAT	CFRC	BF	T	DOG	CAT	T	DOG	CAT	T	DOG	CAT	T	DOG	CAT	T	CFRC	GT	PLACED	DOG	CAT	CFRC	T	EUTHANIZED									
JAN	222	76	0	0	298	40	0	40	49	3	52	116	59	175	0	267	90%	19	11	0	30	10%												
FEB	0	0	0	0	0	0	0	0	0	0	0	0	0	0	0	0	0	0	0	0	0	0	0	0	0									
MAR	0	0	0	0	0	0	0	0	0	0	0	0	0	0	0	0	0	0	0	0	0	0	0	0	0									
APR	0	0	0	0	0	0	0	0	0	0	0	0	0	0	0	0	0	0	0	0	0	0	0	0	0									
MAY	0	0	0	0	0	0	0	0	0	0	0	0	0	0	0	0	0	0	0	0	0	0	0	0	0									
JUN	0	0	0	0	0	0	0	0	0	0	0	0	0	0	0	0	0	0	0	0	0	0	0	0	0									
JUL	0	0	0	0	0	0	0	0	0	0	0	0	0	0	0	0	0	0	0	0	0	0	0	0	0									
AUG	0	0	0	0	0	0	0	0	0	0	0	0	0	0	0	0	0	0	0	0	0	0	0	0	0									
SEP	0	0	0	0	0	0	0	0	0	0	0	0	0	0	0	0	0	0	0	0	0	0	0	0	0									
OCT	0	0	0	0	0	0	0	0	0	0	0	0	0	0	0	0	0	0	0	0	0	0	0	0	0									
NOV	0	0	0	0	0	0	0	0	0	0	0	0	0	0	0	0	0	0	0	0	0	0	0	0	0									
DEC	0	0	0	0	0	0	0	0	0	0	0	0	0	0	0	0	0	0	0	0	0	0	0	0	0									
YTD	222	76	0	0	298	40	0	40	49	3	52	116	59	175	0	267	90%	19	11	0	30	10%												



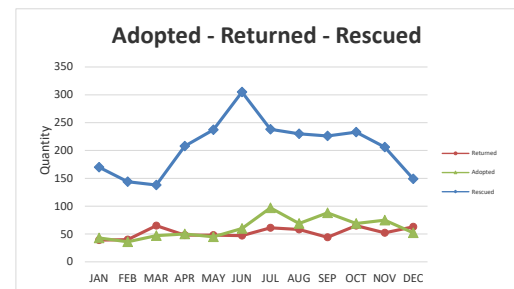
January 2020 Walk-In Visitors to ACCC 625 YTD Total = 625.

2019	INTAKE					RTO										ADOPTED					RESCUED					% PLACED		HUMANELY EUTHANIZED					% EUTHANIZED	
	DOG	CAT	CFRC	BF	T	DOG	CAT	T	DOG	CAT	T	DOG	CAT	T	DOG	CAT	T	CFRC	GT	PLACED	DOG	CAT	CFRC	T	EUTHANIZED									
JAN	225	61	0	0	286	42	0	42	67	0	67	78	58	136	0	245	86%	30	6	0	36	13%												
FEB	189	72	0	0	261	35	0	35	45	1	46	80	63	143	0	224	86%	26	6	0	32	12%												
MAR	208	71	0	0	279	60	1	61	18	0	18	89	59	148	0	227	81%	19	7	0	26	9%												
APR	255	98	0	0	353	50	0	50	51	1	52	114	84	198	0	300	85%	23	12	0	35	10%												
MAY	210	262	0	0	472	57	0	57	39	5	44	80	220	300	0	401	85%	31	20	0	51	11%												
JUN	260	190	0	0	450	54	0	54	55	9	64	115	139	254	0	372	83%	22	19	0	41	9%												
JUL	256	184	0	0	440	56	4	60	76	8	84	99	170	269	0	413	94%	30	14	0	44	10%												
AUG	292	122	0	0	414	57	1	58	62	3	65	148	112	260	0	383	93%	25	6	0	31	7%												
SEP	211	185	0	0	396	35	1	36	43	8	51	106	150	256	0	343	87%	28	17	0	45	11%												
OCT	241	163	0	0	404	51	7	58	63	11	74	110	147	257	0	389	96%	20	4	0	24	6%												
NOV	236	91	0	0	327	48	2	50	59	5	64	101	77	178	0	292	89%	18	8	0	26	8%												
DEC	208	58	0	0	266	41	1	42	47	6	53	92	43	135	0	230	86%	19	7	0	26	10%												
YTD	2791	1557	0	0	4348	586	17	603	625	57	682	1212	1322	2534	0	3819	88%	291	126	0	417	10%												



December 2019 Walk-In Visitors to ACCC 503 YTD Total = 5, 454.

2018	INTAKE					RTO										ADOPTED					RESCUED					% PLACED		HUMANELY EUTHANIZED					% EUTHANIZED	
	DOG	CAT	CFRC	BF	T	DOG	CAT	T	DOG	CAT	T	DOG	CAT	T	DOG	CAT	T	CFRC	GT	PLACED	DOG	CAT	CFRC	T	EUTHANIZED									
JAN	216	69	0	0	285	39	0	39	40	3	43	108	62	170	0	252	88%	39	8	0	47	16%												
FEB	203	62	0	0	265	39	1	40	36	0	36	89	55	144	0	220	83%	31	6	0	37	14%												
MAR	235	69	0	0	304	63	2	65	46	1	47	89	49	138	0	250	82%	35	16	0	51	17%												
APR	214	134	0	0	348	48	0	48	50	0	50	88	120	208	0	306	88%	35	12	0	47	14%												
MAY	272	164	0	0	436	47	1	48	41	4	45	119	118	237	0	330	76%	49	20	0	69	16%												
JUN	260	272	0	0	532	37	10	47	52	8	60	95	210	305	0	412	77%	81	27	0	108	20%												
JUL	291	182	0	0	473	58	3	61	81	16	97	90	148	238	0	396	84%	59	24	0	83	18%												
AUG	275	176	0	0	451	58	0	58	62	7	69	84	146	230	0	357	79%	65	21	0	86	19%												
SEP	289	153	0	0	442	43	1	44	81	7	88	108	118	226	0	358	81%	52	42	0	94	21%												
OCT	276	199	0	0	475	61	4	65	64	5	69	112	121	233	0	367	77%	43	50	0	93	20%												
NOV	234	131	0	0	365	51	1	52	66	9	75	81	125	206	0	333	91%	51	10	0	61	17%												
DEC	226	89	0	0	315	63	0	63	51	1	52	66	83	149	0	264	84%	43	10	0	53	17%												
YTD	2991	1700	0	0	4691	607	23	630	670	61	731	1129	1355	2484	0	3845	82%	583	246	0	829	18%												



December 2018 Walk-In Visitors to ACCC 386 YTD Total = 4025.

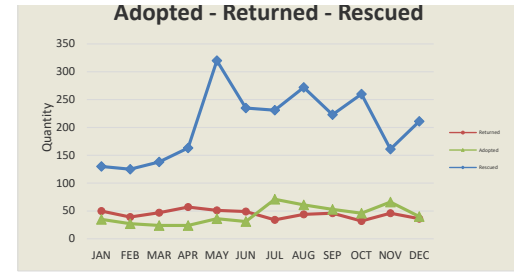
2017	INTAKE					RTO										ADOPTED					RESCUED					% PLACED		HUMANELY EUTHANIZED					% EUTHANIZED	
	DOG	CAT	CFRC	BF	T	DOG	CAT	T	DOG	CAT	T	DOG	CAT	T	DOG	CAT	T	CFRC	GT	PLACED	DOG	CAT	CFRC	T	EUTHANIZED									

Adopted - Returned - Rescued

COLUMBUS, GA Animal Care Control Center

Last Modified: 2/6/2020

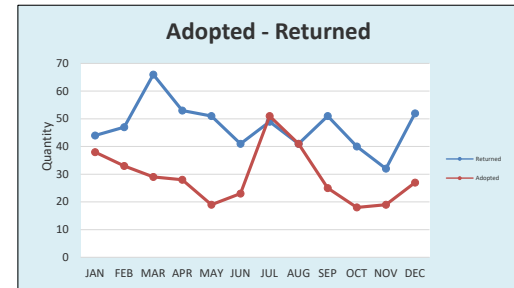
JAN	223	54	0	0	277	49	1	50	30	5	35	102	28	130	0	215	78%	39	8	0	47	17%
FEB	206	25	0	0	231	38	1	39	27	0	27	112	13	125	0	191	83%	35	14	0	49	21%
MAR	231	47	0	0	278	43	4	47	23	1	24	104	34	138	0	209	75%	51	7	0	58	21%
APR	229	86	0	0	315	53	4	57	24	0	24	89	74	163	0	244	77%	53	5	0	58	18%
MAY	241	267	0	0	508	50	1	51	27	9	36	104	216	320	0	407	80%	74	10	0	84	17%
JUN	291	179	0	0	470	47	2	49	31	0	31	109	126	235	0	315	67%	97	18	0	115	24%
JUL	283	123	0	0	406	33	1	34	60	11	71	119	112	231	0	336	83%	68	18	0	86	21%
AUG	266	150	0	0	416	41	3	44	54	7	61	134	138	272	0	377	91%	36	10	0	46	11%
SEP	238	138	0	0	376	46	0	46	42	11	53	115	108	223	0	322	86%	35	7	0	42	11%
OCT	221	179	0	0	400	32	0	32	39	7	46	97	163	260	0	338	85%	40	11	0	51	13%
NOV	221	116	0	0	337	43	3	46	62	4	66	64	97	161	0	273	81%	61	11	0	72	21%
DEC	236	98	0	0	334	34	2	36	37	3	40	119	92	211	0	287	86%	21	6	0	27	8%
YTD	2886	1462	0	0	4348	509	22	531	456	58	514	1268	1201	2469	0	3514	81%	610	125	0	735	17%



BEST FRIENDS FERAL CAT PROGRAM TOTAL YTD
December 2017 Walk-In Visitors to ACCC 451 YTD Total 6236.

5785

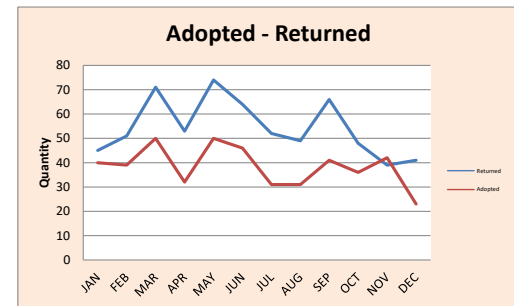
2016	INTAKE					RTO			ADOPTED			RESCUED			%		HUMANELY EUTHANIZED					%	
	DOG	CAT	CFRC	BF	T	DOG	CAT	T	DOG	CAT	T	DOG	CAT	T	CFRC	GT	PLACED	DOG	CAT	CFRC	T	EUTHANIZED	
JAN	227	59	0	0	286	43	1	44	38	0	38	102	40	142	0	224	78%	52	19	0	71	25%	
FEB	209	27	0	0	236	43	4	47	31	2	33	71	10	81	0	161	68%	50	10	0	60	25%	
MAR	252	36	19	0	307	64	2	66	29	0	29	125	33	158	0	253	82%	42	3	0	45	15%	
APR	204	147	28	0	379	53	0	53	28	0	28	113	131	244	0	325	86%	20	9	0	29	8%	
MAY	247	221	31	0	499	51	0	51	19	0	19	120	200	320	0	390	78%	39	25	0	64	13%	
JUN	225	200	0	0	425	41	0	41	19	4	23	93	156	249	0	313	74%	75	29	0	104	24%	
JUL	264	207	0	0	471	48	1	49	38	13	51	107	135	242	0	342	73%	56	42	0	98	21%	
AUG	259	207	0	0	466	41	0	41	37	4	41	122	148	270	0	352	76%	63	50	0	113	24%	
SEP	254	145	0	0	399	39	12	51	16	9	25	99	113	212	0	288	72%	92	27	0	119	30%	
OCT	184	73	0	0	257	38	2	40	16	2	18	85	48	133	0	191	74%	52	25	0	77	30%	
NOV	200	67	0	0	267	31	1	32	17	2	19	118	57	175	0	226	85%	44	10	0	54	20%	
DEC	226	38	0	0	264	49	3	52	25	2	27	103	24	127	0	206	78%	31	6	0	37	14%	
YTD	2751	1427	78	0	4256	541	26	567	313	38	351	1258	1095	2353	0	3271	77%	616	255	0	871	20%	



***NOTE: BEST FRIENDS FERAL CAT PROGRAM DEC 2016 TOTAL
BEST FRIENDS FERAL CAT PROGRAM TOTAL YTD
December 2016 Walk-In Visitors to ACCC 594 YTD Total = 6214.
***Best Friends Numbers not Available at this time for December 2016

4387

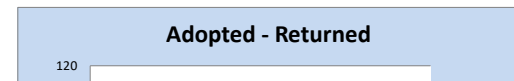
2015	INTAKE					RTO			ADOPTED			RESCUED			%		HUMANELY EUTHANIZED					%	
	DOG	CAT	CFRC	BF	T	DOG	CAT	T	DOG	CAT	T	DOG	CAT	T	CFRC	GT	PLACED	DOG	CAT	CFRC	T	EUTHANIZED	
JAN	328	54	0	0	382	45	0	45	37	3	40	131	41	172	0	257	67%	111	6	0	117	31%	
FEB	291	14	27	0	332	51	0	51	39	0	39	136	17	153	0	243	73%	69	3	0	72	22%	
MAR	286	51	0	0	337	70	1	71	50	0	50	84	46	130	0	251	74%	75	6	0	81	24%	
APR	288	120	0	0	408	51	2	53	31	1	32	131	91	222	0	307	75%	71	15	0	86	21%	
MAY	317	285	0	0	602	71	3	74	37	13	50	90	218	308	0	432	72%	111	28	0	139	23%	
JUN	322	313	0	0	635	64	0	64	31	15	46	102	236	338	0	448	71%	127	80	0	207	33%	
JUL	271	182	0	0	453	51	1	52	30	1	31	114	129	243	0	326	72%	73	47	0	120	26%	
AUG	284	138	0	0	422	49	0	49	29	2	31	99	108	207	0	287	68%	111	27	0	138	33%	
SEP	269	146	0	0	415	66	0	66	37	4	41	112	130	242	0	349	84%	71	18	0	89	21%	
OCT	243	111	0	0	354	47	1	48	31	5	36	107	89	196	0	280	79%	54	13	0	67	19%	
NOV	237	112	0	0	349	37	2	39	33	9	42	90	73	163	0	244	70%	82	28	0	110	32%	
DEC	205	65	0	0	270	38	3	41	23	0	23	99	47	146	0	210	78%	34	15	0	49	18%	
YTD	3341	1591	27	0	4959	640	13	653	408	53	461	1295	1225	2520	0	3634	73%	989	286	0	1275	26%	



***NOTE: BEST FRIENDS FERAL CAT PROGRAM DEC 2015 TOTAL
BEST FRIENDS FERAL CAT PROGRAM TOTAL YTD
DECEMBER 2015 Walk-In Visitors to ACCC 723 YTD Total = 7812.
***Best Friends Numbers not Available at this time for Dec. 2015

2789

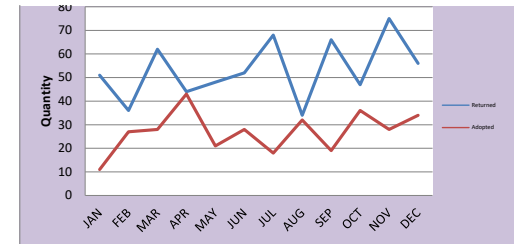
2014	INTAKE					RTO			ADOPTED			RESCUED			%		HUMANELY EUTHANIZED					%	
	DOG	CAT	CFRC	BF	T	DOG	CAT	T	DOG	CAT	T	DOG	CAT	T	CFRC	GT	PLACED	DOG	CAT	CFRC	T	EUTHANIZED	
JAN	330	112	54	0	496	44	3	47	66	6	72	131	31	162	138	419	84%	89	23	2	112	23%	
FEB	263	160	57	0	480	57	1	58	64	3	67	66	43	109	145	379	79%	76	24	2	100	21%	



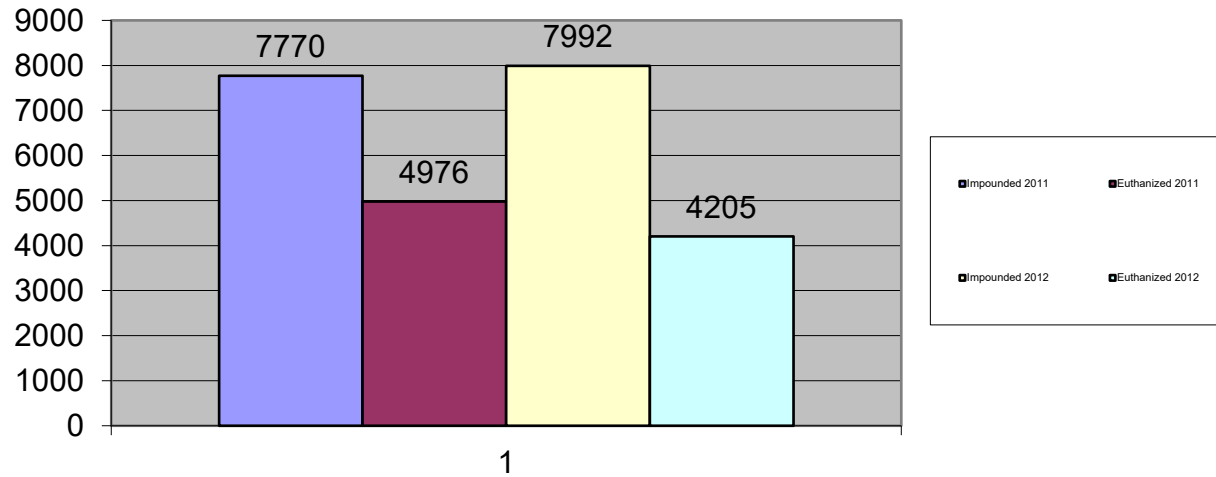
COLUMBUS, GA Animal Care Control Center

Last Modified: 2/6/2020

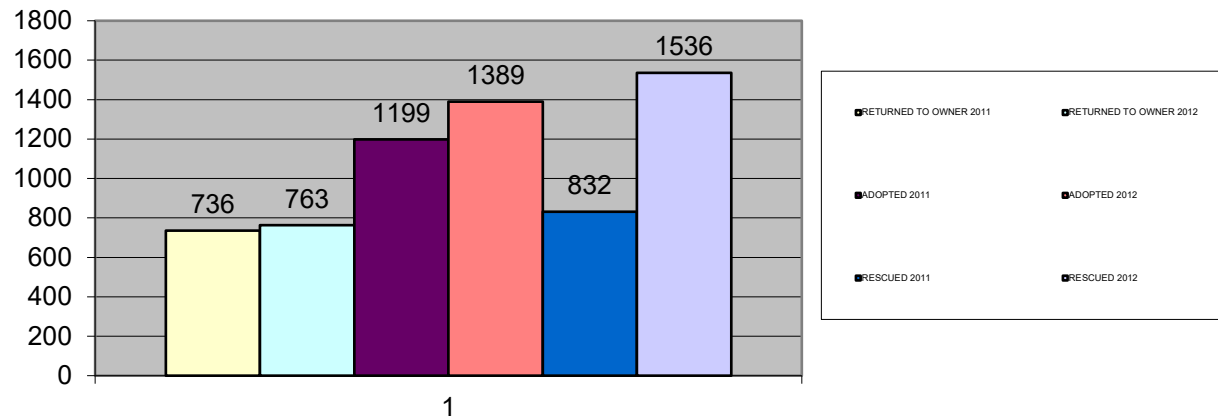
FEB	297	137	434	35	1	36	21	6	27	39	13	52	26%	207	114	321	74%
MAR	390	187	577	61	1	62	22	6	28	43	38	81	30%	269	144	413	72%
APR	369	319	688	39	5	44	34	9	43	22	17	39	18%	272	271	543	79%
MAY	386	356	742	45	3	48	15	6	21	46	34	80	20%	276	328	604	81%
JUN	479	474	953	51	1	52	23	5	28	35	11	46	13%	373	443	816	86%
JUL	480	282	762	66	2	68	15	3	18	33	7	40	17%	357	280	637	84%
AUG	422	303	725	33	1	34	20	12	32	31	16	47	16%	328	280	608	84%
SEP	378	303	681	62	4	66	18	1	19	35	12	47	19%	280	285	565	83%
OCT	364	223	587	44	3	47	29	7	36	35	11	46	22%	250	196	446	76%
NOV	270	250	520	65	10	75	23	5	28	25	6	31	26%	183	229	412	79%
DEC	355	156	511	52	4	56	23	11	34	38	10	48	27%	236	136	372	73%
YTD	4549	3123	7672	602	37	639	252	73	325	430	193	623	21%	3279	2816	6095	79%

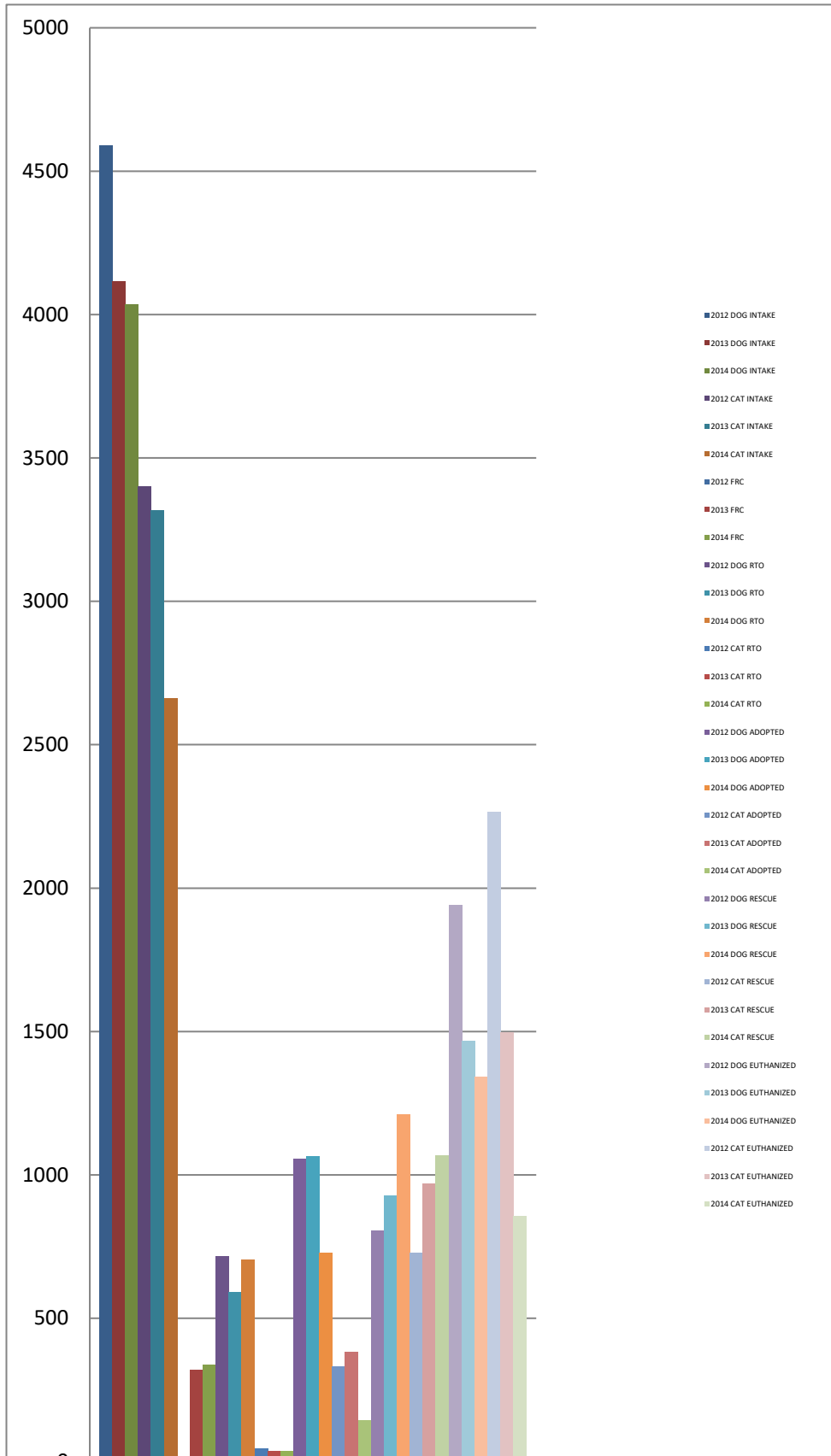


Impounded/Euthanized 2011/2012



RETURNED TO OWNER/ADOPTED/RESCUED





0



1