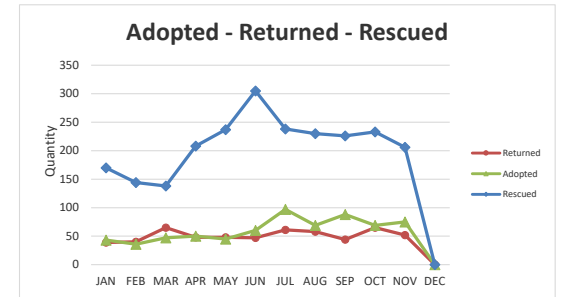


COLUMBUS, GA Animal Care Control Center

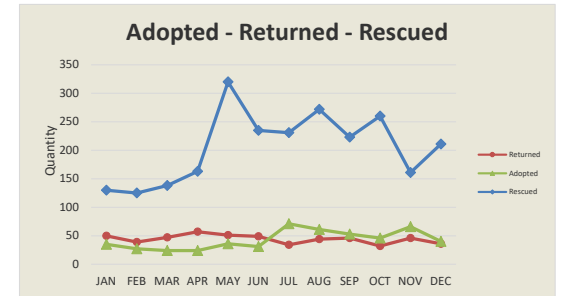
Last Modified: 12/5/2018

2018	INTAKE					RTO		ADOPTED			RESCUED			%		HUMANELY EUTHANIZED				%		
	DOG	CAT	CFRC	BF	T	DOG	CAT	T	DOG	CAT	T	DOG	CAT	T	CFRC	GT	PLACED	DOG	CAT	CFRC	T	EUTHANIZED
JAN	216	69	0	0	285	39	0	39	40	3	43	108	62	170	0	252	88%	39	8	0	47	16%
FEB	203	62	0	0	265	39	1	40	36	0	36	89	55	144	0	220	83%	31	6	0	37	14%
MAR	235	69	0	0	304	63	2	65	46	1	47	89	49	138	0	250	82%	35	16	0	51	17%
APR	214	134	0	0	348	48	0	48	50	0	50	88	120	208	0	306	88%	35	12	0	47	14%
MAY	272	164	0	0	436	47	1	48	41	4	45	119	118	237	0	330	76%	49	20	0	69	16%
JUN	260	272	0	0	532	37	10	47	52	8	60	95	210	305	0	412	77%	81	27	0	108	20%
JUL	291	182	0	0	473	58	3	61	81	16	97	90	148	238	0	396	84%	59	24	0	83	18%
AUG	275	176	0	0	451	58	0	58	62	7	69	84	146	230	0	357	79%	65	21	0	86	19%
SEP	289	153	0	0	442	43	1	44	81	7	88	108	118	226	0	358	81%	52	42	0	94	21%
OCT	276	199	0	0	475	61	4	65	64	5	69	112	121	233	0	367	77%	43	50	0	93	20%
NOV	234	131	0	0	365	51	1	52	66	9	75	81	125	206	0	333	91%	51	10	0	61	17%
DEC					0																	
YTD	2765	1611	0	0	4376	544	23	567	619	60	679	1063	1272	2335	0	3581	74%	540	236	0	776	18%



November 2018 Walk-In Visitors to ACCC 496 YTD Total = 3639.

2017	INTAKE					RTO		ADOPTED			RESCUED			%		HUMANELY EUTHANIZED				%		
	DOG	CAT	CFRC	BF	T	DOG	CAT	T	DOG	CAT	T	DOG	CAT	T	CFRC	GT	PLACED	DOG	CAT	CFRC	T	EUTHANIZED
JAN	223	54	0	0	277	49	1	50	30	5	35	102	28	130	0	215	78%	39	8	0	47	17%
FEB	206	25	0	0	231	38	1	39	27	0	27	112	13	125	0	191	83%	35	14	0	49	21%
MAR	231	47	0	0	278	43	4	47	23	1	24	104	34	138	0	209	75%	51	7	0	58	21%
APR	229	86	0	0	315	53	4	57	24	0	24	89	74	163	0	244	77%	53	5	0	58	18%
MAY	241	267	0	0	508	50	1	51	27	9	36	104	216	320	0	407	80%	74	10	0	84	17%
JUN	291	179	0	0	470	47	2	49	31	0	31	109	126	235	0	315	67%	97	18	0	115	24%
JUL	283	123	0	0	406	33	1	34	60	11	71	119	112	231	0	336	83%	68	18	0	86	21%
AUG	266	150	0	0	416	41	3	44	54	7	61	134	138	272	0	377	91%	36	10	0	46	11%
SEP	238	138	0	0	376	46	0	46	42	11	53	115	108	223	0	322	86%	35	7	0	42	11%
OCT	221	179	0	0	400	32	0	32	39	7	46	97	163	260	0	338	85%	40	11	0	51	13%
NOV	221	116	0	0	337	43	3	46	62	4	66	64	97	161	0	273	81%	61	11	0	72	21%
DEC	236	98	0	0	334	34	2	36	37	3	40	119	92	211	0	287	86%	21	6	0	27	8%
YTD	2886	1462	0	0	4348	509	22	531	456	58	514	1268	1201	2469	0	3514	74%	610	125	0	735	17%

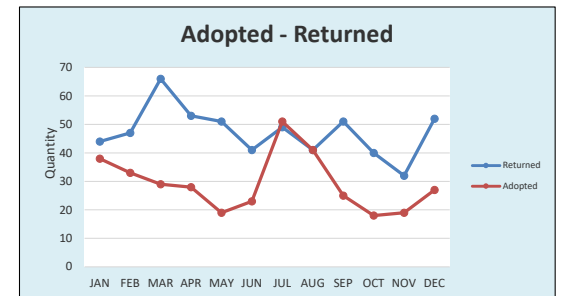


BEST FRIENDS FERAL CAT PROGRAM TOTAL YTD

5785

December 2017 Walk-In Visitors to ACCC 451 YTD Total 6236.

2016	INTAKE					RTO		ADOPTED			RESCUED			%		HUMANELY EUTHANIZED				%		
	DOG	CAT	CFRC	BF	T	DOG	CAT	T	DOG	CAT	T	DOG	CAT	T	CFRC	GT	PLACED	DOG	CAT	CFRC	T	EUTHANIZED
JAN	227	59	0	0	286	43	1	44	38	0	38	102	40	142	0	224	78%	52	19	0	71	25%
FEB	209	27	0	0	236	43	4	47	31	2	33	71	10	81	0	161	68%	50	10	0	60	25%
MAR	252	36	19	0	307	64	2	66	29	0	29	125	33	158	0	253	82%	42	3	0	45	15%
APR	204	147	28	0	379	53	0	53	28	0	28	113	131	244	0	325	86%	20	9	0	29	8%
MAY	247	221	31	0	499	51	0	51	19	0	19	120	200	320	0	390	78%	39	25	0	64	13%
JUN	225	200	0	0	425	41	0	41	19	4	23	93	156	249	0	313	74%	75	29	0	104	24%
JUL	264	207	0	0	471	48	1	49	38	13	51	107	135	242	0	342	73%	56	42	0	98	21%
AUG	259	207	0	0	466	41	0	41	37	4	41	122	148	270	0	352	76%	63	50	0	113	24%
SEP	254	145	0	0	399	39	12	51	16	9	25	99	113	212	0	288	72%	92	27	0	119	30%
OCT	184	73	0	0	257	38	2	40	16	2	18	85	48	133	0	191	74%	52	25	0	77	30%
NOV	200	67	0	0	267	31	1	32	17	2	19	118	57	175	0	226	85%	44	10	0	54	20%
DEC	226	38	0	0	264	49	3	52	25	2	27	103	24	127	0	206	78%	31	6	0	37	14%
YTD	2751	1427	78	0	4256	541	26	567	313	38	351	1258	1095	2353	0	3271	74%	616	255	0	871	20%



***NOTE: BEST FRIENDS FERAL CAT PROGRAM DEC 2016 TOTAL

BEST FRIENDS FERAL CAT PROGRAM TOTAL YTD

4387

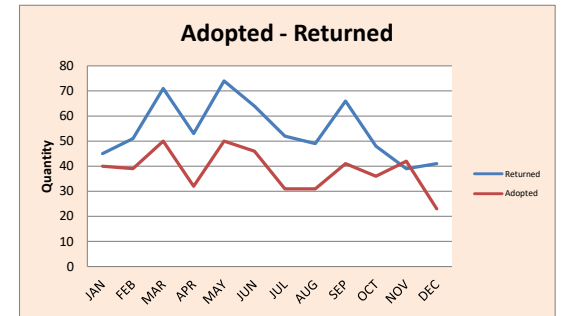
December 2016 Walk-In Visitors to ACCC 594 YTD Total = 6214.

COLUMBUS, GA Animal Care Control Center

Last Modified: 12/5/2018

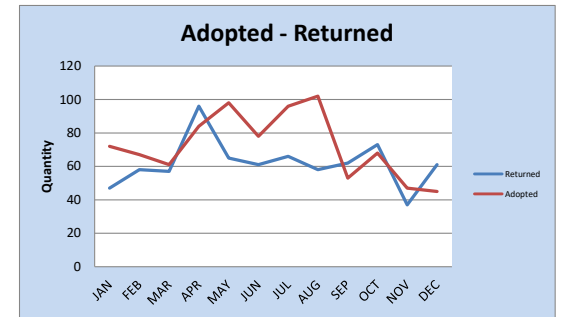
***Best Friends Numbers not Available at this time for December 2016

2015	INTAKE					RTO		ADOPTED				RESCUED		%		HUMANELY EUTHANIZED						
	DOG	CAT	CFRC	BF	T	DOG	CAT	T	DOG	CAT	T	DOG	CAT	T	CFRC	GT	PLACED	DOG	CAT	CFRC	T	EUTHANIZED
JAN	328	54	0		382	45	0	45	37	3	40	131	41	172	0	257	67%	111	6	0	117	31%
FEB	291	14	27		332	51	0	51	39	0	39	136	17	153	0	243	73%	69	3	0	72	22%
MAR	286	51	0		337	70	1	71	50	0	50	84	46	130	0	251	74%	75	6	0	81	24%
APR	288	120	0		408	51	2	53	31	1	32	131	91	222	0	307	75%	71	15	0	86	21%
MAY	317	285	0		602	71	3	74	37	13	50	90	218	308	0	432	72%	111	28	0	139	23%
JUN	322	313	0		635	64	0	64	31	15	46	102	236	338	0	448	71%	127	80	0	207	33%
JUL	271	182	0		453	51	1	52	30	1	31	114	129	243	0	326	72%	73	47	0	120	26%
AUG	284	138	0		422	49	0	49	29	2	31	99	108	207	0	287	68%	111	27	0	138	33%
SEP	269	146	0		415	66	0	66	37	4	41	112	130	242	0	349	84%	71	18	0	89	21%
OCT	243	111	0		354	47	1	48	31	5	36	107	89	196	0	280	79%	54	13	0	67	19%
NOV	237	112	0		349	37	2	39	33	9	42	90	73	163	0	244	70%	82	28	0	110	32%
DEC	205	65	0		270	38	3	41	23	0	23	99	47	146	0	210	78%	34	15	0	49	18%
YTD	3341	1591	27	0	4959	640	13	653	408	53	461	1295	1225	2520	0	3634	73%	989	286	0	1275	26%

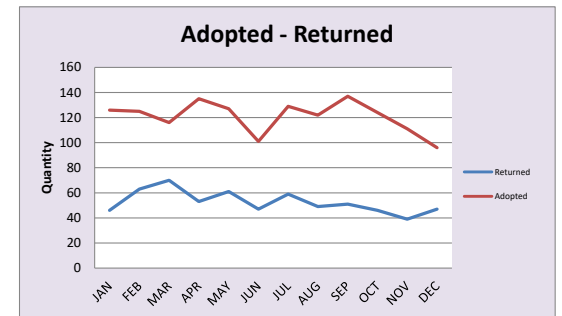


***NOTE: BEST FRIENDS FERAL CAT PROGRAM DEC 2015 TOTAL 2789
 BEST FRIENDS FERAL CAT PROGRAM TOTAL YTD
 DECEMBER 2015 Walk-In Visitors to ACCC 723 YTD Total = 7812.
 ***Best Friends Numbers not Available at this time for Dec. 2015

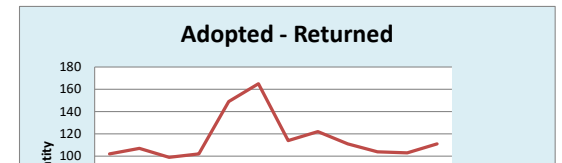
2014	INTAKE					RTO		ADOPTED				RESCUED		%		HUMANELY EUTHANIZED						
	DOG	CAT	CFRC	BF	T	DOG	CAT	T	DOG	CAT	T	DOG	CAT	T	CFRC	GT	PLACED	DOG	CAT	CFRC	T	EUTHANIZED
JAN	330	112	54		496	44	3	47	66	6	72	131	31	162	138	419	84%	89	23	2	112	23%
FEB	263	160	57		480	57	1	58	64	3	67	66	43	109	145	379	79%	76	24	2	100	21%
MAR	327	147	13		487	54	3	57	57	4	61	106	59	165	82	365	75%	95	32	0	127	26%
APR	340	261	55		656	91	5	96	77	7	84	74	138	212	112	504	77%	107	21	0	128	20%
MAY	359	393	43		795	57	8	65	76	22	98	94	190	284	122	569	72%	115	69	0	184	23%
JUN	383	409	48		840	59	2	61	58	20	78	93	103	196	119	454	54%	176	238	0	414	49%
JUL	402	383	32		817	63	3	66	74	22	96	147	124	271	32	465	57%	113	172	0	285	35%
AUG	367	314	32	150	863	53	5	58	79	23	102	101	122	223	83	466	54%	121	93	0	214	25%
SEP	384	185	5	29	603	60	2	62	43	10	53	93	75	168	29	312	52%	175	83	0	258	43%
OCT	350	160	0	236	746	70	3	73	56	12	68	112	74	186	0	327	44%	121	74	0	195	26%
NOV	269	66	0	NR	335	36	1	37	38	9	47	80	59	139	0	223	67%	94	12	0	106	32%
DEC	261	74	0	NR	335	59	2	61	40	5	45	116	50	166	0	272	81%	60	16	0	76	23%
YTD	4035	2664	339	415	7453	703	38	741	728	143	871	1213	1068	2281	862	4755	64%	1342	857	4	2199	30%



2013	INTAKE					RTO		ADOPTED				RESCUED		%		HUMANELY EUTHANIZED						
	DOG	CAT	CFRC		T	DOG	CAT	T	DOG	CAT	T	DOG	CAT	T	CFRC	GT	PLACED	DOG	CAT	CFRC	T	EUTHANIZED
JAN	387	146			533	42	4	46	109	17	126	117	49	166		338	63%	108	74		182	34%
FEB	307	169			476	57	6	63	114	11	125	50	64	114		302	63%	86	86		172	36%
MAR	317	203			520	62	8	70	109	7	116	68	70	138		324	62%	85	100		185	36%
APR	329	196			525	52	1	53	120	15	135	71	136	207		395	75%	74	62		136	26%
MAY	336	374			710	59	2	61	91	36	127	82	205	287		475	67%	97	95		192	27%
JUN	384	399			783	46	1	47	69	32	101	112	151	263		411	52%	141	202		343	44%
JUL	432	374			806	58	1	59	93	36	129	89	106	195		383	48%	193	215		408	51%
AUG	423	341			764	45	4	49	85	37	122	81	28	109		280	37%	210	279		489	64%
SEP	367	317	38		722	48	3	51	72	65	137	64	41	105	118	411	57%	180	141	1	322	45%
OCT	319	363	111		793	43	3	46	79	45	124	73	33	106	216	492	62%	116	145	1	262	33%
NOV	231	276	125		632	37	2	39	65	46	111	37	39	76	249	475	75%	81	71	1	153	24%
DEC	284	160	47		491	44	3	47	60	36	96	84	49	133	128	404	82%	95	26	2	123	25%
YTD	4116	3318	321		7755	593	38	631	1066	383	1449	928	971	1766	711	4286	55%	1466	1496	5	2967	38%



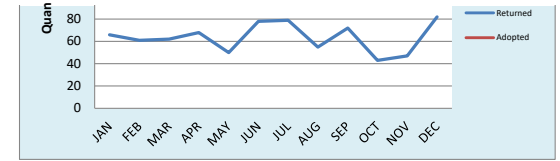
2012	IMPOUNDED					RTO		ADOPTED				RESCUED		%		HUMANELY EUTHANIZED						
	DOG	CAT			T	DOG	CAT	T	DOG	CAT	T	DOG	CAT	T	CFRC	GT	PLACED	DOG	CAT		T	EUTHANIZED
JAN	340	179			519	60	6	66	76	26	102	83	21		104		52%	99	125		224	43%
FEB	347	182			529	58	3	61	90	17	107	80	42		122		55%	127	114		241	46%
MAR	386	182			568	58	4	62	91	8	99	57	53		110		48%	158	114		272	48%
APR	351	295			646	66	2	68	85	17	102	47	82		129		46%	155	197		352	54%
MAY	378	452			830	48	2	50	99	50	149	42	61		103		36%	194	322		516	62%
JUN	427	358			785	74	4	78	125	40	165	59	93		152		50%	146	217		363	46%



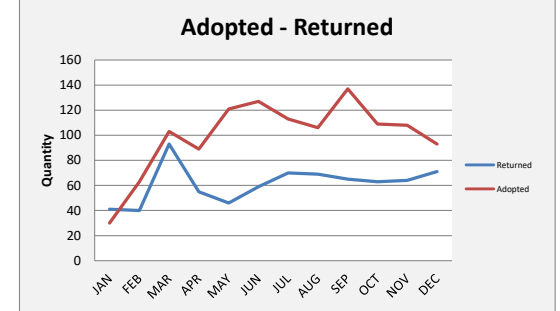
COLUMBUS, GA Animal Care Control Center

Last Modified: 12/5/2018

JUL	431	396	827	77	2	79	83	31	114	54	68	122	38%	225	282	507	61%
AUG	459	376	835	53	2	55	95	27	122	84	68	152	39%	218	288	506	61%
SEP	399	340	739	64	8	72	82	29	111	83	70	153	45%	179	232	411	56%
OCT	367	284	651	40	3	43	79	25	104	90	82	172	49%	147	172	319	49%
NOV	336	203	539	44	3	47	73	30	103	56	46	102	47%	157	117	274	51%
DEC	369	155	524	75	7	82	79	32	111	72	43	115	59%	135	85	220	42%
YTD	4590	3402	7992	717	46	763	1057	332	1389	807	729	1536	46%	1940	2265	4205	53%



2011	IMPOUNDED			RTO			ADOPTED			RESCUED			%	HUMANELY EUTHANIZED			%
	DOG	CAT	TOTAL	DOG	CAT	TOTAL	DOG	CAT	TOTAL	DOG	CAT	TOTAL		PLACED	DOG	CAT	
JAN	404	167	571	40	1	41	29	1	30	29	12	41	20%	282	151	433	76%
FEB	394	193	587	38	2	40	61	2	63	50	11	61	28%	231	172	403	69%
MAR	383	158	541	85	8	93	88	15	103	41	24	65	48%	171	109	280	52%
APR	317	277	594	52	3	55	75	14	89	36	51	87	39%	160	198	358	60%
MAY	370	383	753	44	2	46	92	29	121	21	18	39	27%	214	341	555	74%
JUN	437	436	873	58	1	59	83	44	127	43	6	49	27%	257	391	648	74%
JUL	481	380	861	69	1	70	93	20	113	28	41	69	29%	276	318	594	69%
AUG	438	247	685	66	3	69	80	26	106	36	28	64	35%	262	180	442	65%
SEP	419	268	687	61	4	65	98	39	137	56	30	86	42%	202	174	376	55%
OCT	330	284	614	59	4	63	84	25	109	62	20	82	41%	117	245	362	59%
NOV	281	212	493	60	4	64	75	33	108	63	19	82	52%	115	169	284	58%
DEC	345	166	511	65	6	71	67	26	93	89	18	107	53%	122	119	241	47%
YTD	4599	3171	7770	697	39	736	925	274	1199	554	278	832	36%	2409	2567	4976	64%



2010	IMPOUNDED			RTO			ADOPTED			RESCUED			%	HUMANELY EUTHANIZED			%
	DOG	CAT	TOTAL	DOG	CAT	TOTAL	DOG	CAT	TOTAL	DOG	CAT	TOTAL		Placed	DOG	CAT	
JAN	359	133	492	49	2	51	9	2	11	48	18	66	26%	248	110	358	73%
FEB	297	137	434	35	1	36	21	6	27	39	13	52	26%	207	114	321	74%
MAR	390	187	577	61	1	62	22	6	28	43	38	81	30%	269	144	413	72%
APR	369	319	688	39	5	44	34	9	43	22	17	39	18%	272	271	543	79%
MAY	386	356	742	45	3	48	15	6	21	46	34	80	20%	276	328	604	81%
JUN	479	474	953	51	1	52	23	5	28	35	11	46	13%	373	443	816	86%
JUL	480	282	762	66	2	68	15	3	18	33	7	40	17%	357	280	637	84%
AUG	422	303	725	33	1	34	20	12	32	31	16	47	16%	328	280	608	84%
SEP	378	303	681	62	4	66	18	1	19	35	12	47	19%	280	285	565	83%
OCT	364	223	587	44	3	47	29	7	36	35	11	46	22%	250	196	446	76%
NOV	270	250	520	65	10	75	23	5	28	25	6	31	26%	183	229	412	79%
DEC	355	156	511	52	4	56	23	11	34	38	10	48	27%	236	136	372	73%
YTD	4549	3123	7672	602	37	639	252	73	325	430	193	623	21%	3279	2816	6095	79%

