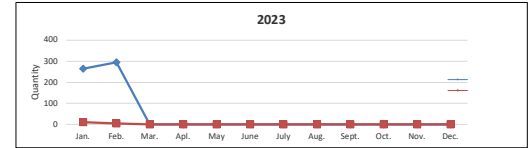


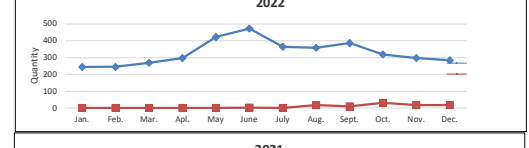
2023 EUTHANASIA REPORT

	Jan. 264		Feb. 295		Mar. 0		Apr. 0		May 0		June 0		July 0		Aug. 0		Sept. 0		Oct. 0		Nov. 0		Dec. 0		Annual Total 559	
	Dog	Cats	Dog	Cats	Dog	Cats	Dog	Cats	Dog	Cats	Dog	Cats	Dog	Cats	Dog	Cats	Dog	Cats	Dog	Cats	Dog	Cats	Dog	Cats	Dogs	Cats
Sick/Contagious	0	0	0	0	0	0	0	0	0	0	0	0	0	0	0	0	0	0	0	0	0	0	0	0	0	0
Out of County	0	0	0	0	0	0	0	0	0	0	0	0	0	0	0	0	0	0	0	0	0	0	0	0	0	0
Aggressive	2	0	2	0	0	0	0	0	0	0	0	0	0	0	0	0	0	0	0	0	0	0	0	0	2	0
Vet. Recom	0	2	2	4	3	7	0	0	0	0	0	0	0	0	0	0	0	0	0	0	0	0	0	0	4	5
Capacity	10	0	10	4	0	4	0	0	0	0	0	0	0	0	0	0	0	0	0	0	0	0	0	14	0	
Owner Requested	6	1	7	9	0	9	0	0	0	0	0	0	0	0	0	0	0	0	0	0	0	0	0	15	1	
Capacity Euthanasia	4%		1%		0%		0%		0%		0%		0%		0%		0%		0%		0%		0%		0%	



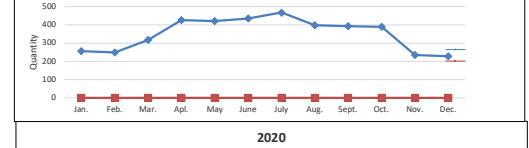
2022 EUTHANASIA REPORT

	Jan. 244		Feb. 245		Mar. 268		Apr. 297		May 422		June 473		July 364		Aug. 388		Sept. 386		Oct. 319		Nov. 297		Dec. 284		Annual Total 3957	
	Dog	Cats	Dog	Cats	Dog	Cats	Dog	Cats	Dog	Cats	Dog	Cats	Dog	Cats	Dog	Cats	Dog	Cats	Dog	Cats	Dog	Cats	Dog	Cats	Dogs	Cats
Sick/Contagious	0	0	0	0	0	0	0	0	0	0	0	0	0	0	0	0	0	0	0	0	0	0	0	0	0	15
Out of County	0	0	0	0	0	0	0	0	0	0	0	0	0	0	0	0	0	0	0	0	0	0	0	0	0	0
Aggressive	1	0	1	0	0	0	0	0	7	7	2	0	2	4	1	5	2	1	3	4	0	1	0	1	4	0
Vet. Recom	1	1	2	1	1	2	0	3	3	0	4	0	0	3	3	0	19	19	0	11	11	2	6	8	0	15
Capacity	0	0	0	0	0	0	0	0	0	0	0	0	0	0	0	2	0	2	0	0	18	0	18	9	0	
Owner Requested	19	5	24	12	5	17	13	8	21	6	5	11	14	1	15	6	4	10	12	3	15	23	4	27	14	
Capacity Euthanasia	0%		0%		0%		0%		0%		0%		0%		5%		2%		9%		6%		6%		6%	



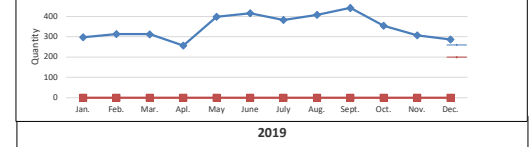
2021 EUTHANASIA REPORT

	Jan. 255		Feb. 249		Mar. 318		Apr. 426		May 420		June 435		July 467		Aug. 398		Sept. 392		Oct. 388		Nov. 235		Dec. 227		Annual Total 4210	
	Dog	Cats	Dog	Cats	Dog	Cats	Dog	Cats	Dog	Cats	Dog	Cats	Dog	Cats	Dog	Cats	Dog	Cats	Dog	Cats	Dog	Cats	Dog	Cats	Dogs	Cats
Sick/Contagious	0	1	1	0	1	1	1	1	2	3	0	1	1	0	0	0	0	0	0	0	0	0	0	0	0	6
Out of County	0	0	0	0	0	0	0	0	0	0	0	0	0	0	0	0	0	0	0	0	0	0	0	0	0	0
Aggressive	0	0	0	1	0	1	2	0	2	0	0	0	0	0	0	1	1	2	0	2	1	0	1	1	1	10
Vet. Recom	0	0	0	0	1	1	0	3	3	0	5	1	18	19	0	10	10	0	14	14	0	5	5	0	16	
Capacity	0	0	0	0	0	0	0	0	0	0	0	0	0	0	0	0	0	0	0	0	0	0	0	0	0	0
Owner Requested	19	2	21	5	2	7	5	1	6	10	0	10	8	2	10	8	1	9	7	4	11	8	3	11	16	
Capacity Euthanasia	0%		0%		0%		0%		0%		0%		0%		0%		0%		0%		0%		0%		0%	



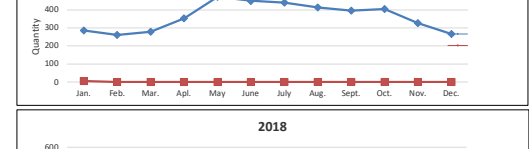
2020 EUTHANASIA REPORT

	Jan. 298		Feb. 313		Mar. 312		Apr. 256		May 398		June 415		July 382		Aug. 408		Sept. 441		Oct. 354		Nov. 306		Dec. 286		Annual Total 4169	
	Dog	Cats	Dog	Cats	Dog	Cats	Dog	Cats	Dog	Cats	Dog	Cats	Dog	Cats	Dog	Cats	Dog	Cats	Dog	Cats	Dog	Cats	Dog	Cats	Dogs	Cats
Sick/Contagious	0	8	8	4	5	9	0	4	0	3	3	0	17	17	0	18	18	0	8	0	3	3	0	15		
Out of County	0	0	0	0	0	0	0	0	0	0	0	0	0	0	0	0	0	0	0	0	0	0	0	0	0	0
Aggressive	4	0	4	5	0	10	1	11	3	0	3	5	0	5	0	0	0	3	2	0	2	8	0	8	2	1
Vet. Recom	0	0	0	0	0	0	0	0	0	0	0	0	0	0	0	0	0	0	0	0	0	0	0	0	0	0
Capacity	0	0	0	0	0	0	0	0	0	0	0	0	0	0	0	0	0	0	0	0	0	0	0	0	0	0
Owner Requested	15	3	18	18	4	22	9	2	11	14	6	20	10	2	12	19	0	19	17	3	20	9	3	12	13	
Capacity Euthanasia	0%		0%		0%		0%		0%		0%		0%		0%		0%		0%		0%		0%		0%	



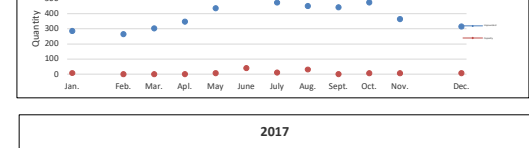
2019 EUTHANASIA REPORT

	Jan. 286		Feb. 261		Mar. 279		Apr. 353		May 472		June 450		July 440		Aug. 414		Sept. 396		Oct. 404		Nov. 327		Dec. 266		Annual Total 4348	
	Dog	Cats	Dog	Cats	Dog	Cats	Dog	Cats	Dog	Cats	Dog	Cats	Dog	Cats	Dog	Cats	Dog	Cats	Dog	Cats	Dog	Cats	Dog	Cats	Dogs	Cats
Sick/Contagious	2	2	4	0	2	2	0	2	2	0	5	5	1	15	16	1	13	14	0	10	10	0	2	0	11	
Out of County	0	0	0	1	0	1	0	0	1	0	0	0	0	0	0	0	0	0	0	0	0	0	0	0	0	0
Aggressive	10	0	10	9	0	9	4	0	4	4	0	4	16	0	16	7	0	7	11	0	11	11	0	11	4	0
Vet. Recom	0	0	0	0	0	0	0	0	0	0	0	0	0	0	0	0	0	0	0	0	0	0	0	0	0	0
Capacity	6	0	6	0	0	0	0	0	0	0	0	0	0	0	0	0	0	0	0	0	0	0	0	0	0	0
Owner Requested	12	4	16	16	4	20	15	5	20	18	7	25	14	5	19	14	4	18	18	4	22	14	4	18	24	
Capacity Euthanasia	2%		0%		0%		0%		0%		0%		0%		0%		0%		0%		0%		0%		0%	



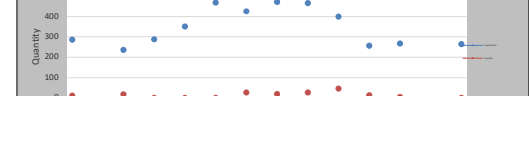
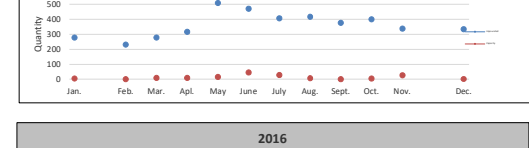
2018 EUTHANASIA REPORT

	Jan. 285		Feb. 265		Mar. 304		Apr. 348		May 436		June 532		July 473		Aug. 451		Sept. 442		Oct. 475		Nov. 365		Dec. 315			
	Dog	Cats	Dog	Cats	Dog	Cats	Dog	Cats	Dog	Cats	Dog	Cats	Dog	Cats	Dog	Cats	Dog	Cats	Dog	Cats	Dog	Cats	Dog	Cats		
Sick/Contagious	4	0	4	0	5	4	4	4	4	4	22	5	20	12	17	17	17	29	8	29	8	8	9	9		
Out of County	0	0	0	0	0	0	0	0	0	0	0	0	0	0	0	0	0	0	0	0	0	0	0	0	0	
Aggressive	11	0	17	0	13	10	10	10	10	10	7	7	9	8	11	11	11	10	17	10	17	2	0	12		
Vet. Recom	0	0	0	0	0	0	0	0	0	0	0	0	0	0	0	0	0	0	0	0	0	0	0	0	0	
Capacity	8	0	8	0	0	0	1	1	0	0	0	0	0	0	0	0	0	0	0	0	0	0	0	0	0	
Owner Requested	24	0	16	0	21	27	27	27	27	27	25	27	25	27	24	24	33	24	24	28	28	6	6	7	25	
Capacity Euthanasia	3%		0%		0%		0%		2%		8%		2%		7%		0%		1%		2%		2%		2%	



2017 EUTHANASIA REPORT

	Jan. 277		Feb. 231		Mar. 278		Apr. 315		May 508		June 470		July 406		Aug. 416		Sept. 376		Oct. 400		Nov. 337		Dec. 334			
	Dog	Cats	Dog	Cats	Dog	Cats	Dog	Cats	Dog	Cats	Dog	Cats	Dog	Cats	Dog	Cats	Dog	Cats	Dog	Cats	Dog	Cats	Dog	Cats		
Sick/Contagious	0	0	0	0	0	0	0	0	0	0	0	0	0	0	0	0	0	0	0	0	0	0	0	0	0	
Out of County	0	0	0	0	0	0	0	0	0	0	0	0	0	0	0	0	0	0	0	0	0	0	0	0	0	
Aggressive	0	0	0	0	0	0	0	0	0	0	0	0	0	0	0	0	0	0	0	0	0	0	0	0	0	
Vet. Recom	0	0	0	0	0	0	0	0	0	0	0	0	0	0	0	0	0	0	0	0	0	0	0	0	0	
Capacity	8	0	8	0	0	0	1	1	0	0	0	0	0	0	0	0	0	0	0	0	0	0	0	0	0	
Owner Requested	24	0	16	0	21	27	27	27	27	25	27	25	27	24	24	33	24	24	28	28	6	6	7	25	25	
Capacity Euthanasia	3%		0%		0%		0%		2%		8%		2%		7%		0%		1%		2%		2%		2%	

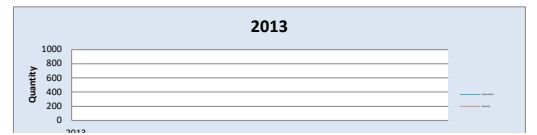
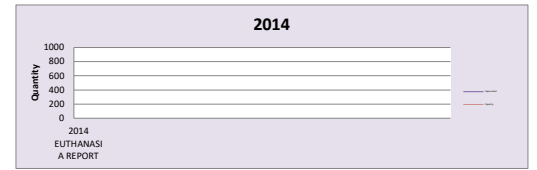
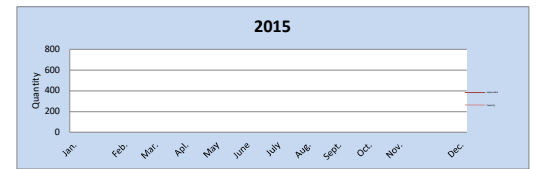


Sick/Contagious	3	3	5	5	10	26	22	8	6	8	7	2
Out of County	0	1	0	0	0	0	0	0	0	0	0	0
Aggressive	14	20	14	25	32	15	11	7	13	12	6	6
Vet. Recom	2	3	8	1	2	3	2	3	1	1	2	14
Capacity	5	0	8	8	15	45	28	7	0	4	27	2
Owner Requested	24	22	29	19	25	26	24	21	22	26	30	17
Capacity Euthanasia	2%	0%	3%	3%	3%	10%	7%	2%	0%	1%	8%	1%

2016 EUTHANASIA REPORT												
2016 Impounded	Jan. 286	Feb. 236	Mar. 288	Apr. 351	May 468	June 425	July 471	Aug. 466	Sept. 399	Oct. 257	Nov. 267	Dec. 264
Sick/Contagious	12	4	2	9	21	30	20	32	13	30	12	5
Out of County	11	24	0	0	0	3	0	0	0	0	0	0
Aggressive	19	9	9	3	9	12	14	16	12	10	12	9
Vet. Recom	3	2	3	2	10	1	1	5	12	1	1	4
Capacity	11	17	0	0	0	26	19	26	46	13	5	0
Owner Requested	15	24	31	15	24	32	45	34	36	23	24	19
Capacity Euthanasia	4%	7%	0%	0%	0%	6%	4%	6%	12%	5%	2%	0%


2015 EUTHANASIA REPORT												
2015 Impounded	Jan. 382	Feb. 305	Mar. 337	Apr. 408	May 602	June 635	July 453	Aug. 422	Sept. 415	Oct. 354	Nov. 347	Dec. 270
Sick/Contagious	15	10	13	17	18	54	21	19	10	10	6	8
Out of County	2	2	2	2	12	12	24	15	12	5	20	10
Aggressive	28	11	19	21	27	23	20	8	6	6	6	10
Vet. Recom	6	0	4	5	5	28	9	7	3	3	11	5
Capacity	56	39	33	30	56	53	22	67	29	21	35	0
Owner Requested	10	10	10	11	22	37	24	22	25	22	32	16
Capacity Euthanasia	15%	13%	10%	7%	9%	8%	5%	16%	7%	6%	10%	0%

2014 EUTHANASIA REPORT												
2014 Impounded	Jan. 442	Feb. 423	Mar. 474	Apr. 601	May 752	June 792	July 785	Aug. 681	Sept. 569	Oct. 510	Nov. 335	Dec. 335



Sick/Contagious	23	21	39	33	37	59	34	43	53	47	19	13
Out of County	13	12	15	5	36	41	20	26	37	15	3	0
Aggressive	23	13	29	35	11	67	23	17	27	28	18	12
Vet. Recom	6	14	3	3	11	11	69	31	12	18	10	12
Capacity	33	26	35	41	74	213	116	80	100	73	43	21
Owner Requested	14	14	7	6	15	23	23	17	29	14	13	18
Capacity Euthanasia	7%	6%	7%	7%	10%	27%	15%	12%	18%	14%	13%	6%

2013
EUTHANASIA
A REPORT



2013 EUTHANASIA REPORT

	Jan.	Feb.	Mar.	Apr.	May	June	July	Aug.	Sept.	Oct.	Nov.	Dec.
2013 Impounded	533	476	520	525	710	783	806	764	684	682	632	444
Sick/Contagious	20	34	17	9	20	57	106	178	121	111	44	44
Out of County	32	18	23	29	28	37	39	26	38	33	17	11
Aggressive	78	47	15	12	45	23	36	84	24	16	17	12
Vet. Recom	8	13	88	45	63	130	103	55	24	34	17	14
Capacity	33	42	29	25	24	75	109	134	101	54	39	38
Owner Requested	0	0	13	16	12	21	15	12	13	13	19	2
Capacity Euthanasia	6%	9%	6%	5%	3%	10%	14%	18%	15%	8%	6%	9%

2012 EUTHANASIA REPORT

	Jan.	Feb.	Mar.	Apr.	May	June	July	Aug.	Sept.	Oct.	Nov.	Dec.
2012 Impounded	519	529	568	646	827	785	827	835	772	651	539	524
Sick/Contagious	44	30	108	144	199	124	226	133	112	75	53	41
Out of County	30	31	17	21	30	57	37	44	70	31	29	42
Aggressive	102	92	78	111	174	113	124	145	126	95	93	77
Vet. Recom	16	38	11	12	13	14	10	21	31	41	16	18
Capacity	47	31	59	83	87	56	110	184	72	78	77	35
Capacity Euthanasia	9%	6%	10%	10%	8%	7%	13%	22%	9%	12%	14%	7%

