



# Columbus, Georgia Consolidated Government



*"What progress has preserved."*

## Fiscal Year 2017 Operating Budget





*THIS DOCUMENT IS NOT INTENDED FOR USE IN LIEU OF THE COMPREHENSIVE ANNUAL FINANCIAL REPORT, THE ANNUAL BUDGET ORDINANCES LEGISLATIVELY ADOPTED BY COUNCIL, OR ANY OTHER OFFICIAL OR LEGAL DOCUMENT THAT MAY EVIDENCE THE ANNUAL OPERATING BUDGET OF COLUMBUS CONSOLIDATED GOVERNMENT.*


Columbus Consolidated Government has made every effort to ensure the accuracy and timeliness of the data included in this Operating Budget. However, this Operating Budget document has been internally prepared by the Financial Planning Department using data available from CCG financial systems and other sources. The data contained herein has neither been subjected to external audit nor the rigorous testing that would typically accompany such an audit, and therefore use of or reference to any information contained in this Operating Budget, or any of its accompanying documents, should be for **discussion purposes only**.

This Operating Budget documents the appropriation of the FY2017 Operating Budget that was adopted by legislative action by the Columbus Council, which enacted Ordinance(s) on *June 14, 2016*. While the Financial Planning department is involved in the documentation of the Operating Budget, authority to legislatively appropriate funding for all departments, enterprise funds, agency affiliations, and/or component units of CCG rests solely with Columbus Council.

For information regarding CCG that has been audited, please refer to the ***Comprehensive Annual Financial Report (CAFR)***. For information regarding legislatively adopted funding, please refer to the Ordinances adopted by Columbus Council on *June 14, 2016*.

## FY2017 BUDGET REVIEW SCHEDULE

DATE	TIME		
April 26, 2016	5:30 p.m.		Presentation of the FY2017 Mayor's Recommended Budget
May 3, 2016	2:00 p.m. - 5:00 p.m.	Prior to Proclamation Meeting	Overview, Department/Agency Presentations
May 10, 2016	1:00 p.m. - 4:00 p.m.	Immediately following Council Meeting	Department/Agency Presentations
May 17, 2016	9:00 a.m. - 2:00 p.m.	Special Called Meeting	Department/Agency Presentations
May 24, 2016	2:00 p.m. - 5:00 p.m.	Prior to Council Meeting	Department/Agency Presentations, Add/Delete List
May 31, 2016			Advertise FY17 Budget and Taxpayer Bill of Rights for June 7th
June 7, 2016	9:00 a.m.		Taxpayer Bill of Rights Public Hearing
	6:00 p.m.	Proclamation Meeting/Regular Council Meeting	Taxpayer Bill of Rights Public Hearing, 1st Reading of the Budget Ordinance
			Advertise 5 year Tax Millage History and Taxpayer Bill of Rights for June 14th
June 14, 2016	9:00 a.m.	Regular Council Meeting	Taxpayer Bill of Rights Public Hearing, 2nd Reading of the Budget Ordinance, 1st Reading of the Millage Ordinance
June 21, 2016	5:30 p.m.	Special Called Meeting	2nd Reading of the Millage Ordinance



This page intentionally left blank.



# TABLE OF CONTENTS

**SECTION TITLE..... PRINTED PAGE NUMBER**

*This Table of Contents is embedded with **HYPERLINKS**, identified by a bold underline beneath the text. To be navigated directly to the area of interest, simply left click on the underlined text. The page numbers shown here are the traditional printed page numbers found at the bottom right hand corner of each page (they do not necessarily correlate to the online page navigation number).*

**Table of Contents**  
**Mayor and Council**  
**GFOA Distinguished Budget Presentation Award**  
**Columbus Consolidated Government Organizational Chart**

<b>INTRODUCTION: OVERVIEW</b>	<b>PAGE</b>
Mayor's Letter	1
City Manager's Letter	19
Welcome to Columbus	30
Columbus Profile	31
Impacts to the Budget	38
Top 10 Property Tax Payers	41
Top 10 Regional Employers	42
Vision for Columbus	43
QUICK LINKS Guide	46
Document Notes	47
<b>SECTION A: BUDGETARY POLICY</b>	
Policies and Procedures	49
CCG Fund Structure/Primer on City Funds	52
Budget Preparation/Schedule	55
<b>SECTION B: FINANCIAL SUMMARIES</b>	
The "Big Picture"	56
Capital Improvements Summary	59
Operating Budget Trends	61
Projection Analysis	62
Fund Balance Analysis	63
Operating Fund Revenues	64
Operating Fund Expenditures	68
Changes in Fund Balance	74
<b>Financial Summaries:</b>	
General Fund	76
Other Local Option Sales Tax Fund	89
Stormwater (Sewer) Fund	94
Paving Fund	97
Medical Center Fund	100
Integrated Waste Management Fund	101
Emergency Telephone (E911) Fund	104
Community Development Block Grant Fund (CDBG)	106
Workforce Innovation & Opportunity Act (WIOA)	107
Economic Development Authority Fund	108
Debt Service Fund	110
Transportation (METRA) Fund	113
Parking Management Fund	117
Columbus Ironworks Convention & Trade Center Fund	120
Bull Creek Golf Course Fund	123
Oxbow Creek Golf Course Fund	125
Civic Center Fund	127
Employee Health Insurance Fund	130
Risk Management Fund	131

# TABLE OF CONTENTS

<i>SECTION TITLE.....</i>	<i>PRINTED PAGE NUMBER</i>
<b>SECTION C: PERSONNEL</b>	
Holiday Schedule	134
Compensation and Benefits Cost Summary	135
Approved Full Time and Part Time Positions by Department	136
Approved New/Changed Positions	141
<b>SECTION D: OPERATING BUDGETS BY FUND AND DEPARTMENT</b>	
<b>General Fund:</b>	
<b>Administration</b>	
City Council	144
Clerk of Council	144
Mayor	147
Internal Auditor	147
City Attorney	150
<b>City Manager</b>	
Summary	152
Administration	153
Mail Room	154
Public Information and Relations Office	155
City Services Center	155
<b>Finance</b>	
Summary	156
Administration	158
Accounting	158
Revenue/Occupation Tax	159
Financial Planning	160
Purchasing	161
Cash Management	162
<b>Information Technology</b>	
Summary	163
Administration	165
Geographic Information Systems (GIS)	165
<b>Human Resources</b>	
Summary	167
Administration	168
Employee Benefits	168
<b>Inspections and Codes</b>	
Summary	169
Inspections and Code Enforcement	170
Print Shop	171
<b>Planning</b>	
Summary	172
<b>Real Estate</b>	
Summary	174
<b>Engineering</b>	
Summary	176
<b>Public Works</b>	
Summary	179
Administration	181
Fleet Management	181
Special Enforcement	182
Cemeteries	182
Facilities Maintenance	183
Other Maintenance and Repairs	183
<b>Parks and Recreation</b>	
Summary	184
Administration	187
Park Services	188
Recreation Administration	188
Golden Park	189
Memorial Stadium	189
Athletics	190
Community School Operations	190

# TABLE OF CONTENTS

<i>SECTION TITLE.....</i>	<i>PRINTED PAGE NUMBER</i>
Cooper Creek Tennis Center	191
Aquatics	191
Therapeutic	192
Cultural Arts Center/Pottery	192
Senior Citizens Center	193
Lake Oliver Marina	193
<b>Cooperative Extension Service</b>	<b>194</b>
<b>Boards and Commissions</b>	
Tax Assessor's Office	196
Elections and Registrations	199
<b>Police</b>	
Summary	201
Chief of Police	204
Vice/Intelligence	205
Support Services	206
Field Operations	207
Office of Professional Standards	208
Metro Drug Task Force	209
Administrative Services	209
Special Operations	209
Motor Transport	211
Investigative Services	211
<b>Fire/EMS</b>	
Summary	213
Chief	215
Operations	215
Special Operations	216
Administrative Services	216
Emergency Management	217
Logistics and Support	218
<b>Muscogee County Prison</b>	<b>219</b>
<b>Superior Court</b>	
Summary	222
Superior Court Judges	225
District Attorney	227
Victim/Witness Assistance Program	229
Adult Probation Office	230
Juvenile Court	231
Juvenile Court Clerk	233
Jury Manager	234
Clerk of Superior Court	235
Board of Equalization	236
<b>State Court</b>	
Summary	237
State Court Judges	237
State Solicitor	237
<b>Public Defender</b>	<b>239</b>
<b>Municipal Court</b>	
Summary	241
Municipal Court Judge	242
Clerk of Municipal Court	243
Marshal	243
<b>Probate Court</b>	
Judge of Probate	244
<b>Sheriff</b>	
Summary	246
Administration	249
Operations	250
Motor Transport	251
Detention	251
Medical	251

# TABLE OF CONTENTS

<i>SECTION TITLE.....</i>	<i>PRINTED PAGE NUMBER</i>
<b>Tax Commissioner</b>	252
<b>Coroner</b>	254
<b>Recorders Court</b>	256
<b>Non-Departmental (General Fund)</b>	258
Agency Appropriations	259
General Fund Contingency	259
Non Categorical Expenditures	259
Inter-Fund Transfers	260
Port Columbus Naval Museum	260
<b>LOST Fund:</b>	
<b>Public Safety:</b>	
Office of Crime Prevention	261
Civic Center	263
Public Works	264
Parks and Recreation	265
Police	266
Fire /EMS	268
Muscogee County Prison	269
District Attorney	270
State Solicitor	271
Public Defender	272
Marshal	273
Municipal Court Clerk	274
Probate Court	275
Sheriff	276
Coroner	278
Recorders' Court	279
METRA	280
Non Departmental (PS LOST)	281
<b>Infrastructure:</b>	
Information Technology	282
Engineering	283
Public Works	284
Non Departmental (Inf LOST)	285
<b>Stormwater Fund:</b>	286
Drainage, Stormwater (Engineering)	288
Sewer and Other Maintenance (Public Works)	289
<b>Paving Fund:</b>	290
Highways and Roads (Engineering)	293
Streets (Public Works)	293
Urban Forestry and Beautification (Public Works)	294
Community Service (Public Works)	295
<b>Medical Center Fund:</b>	296
<b>Integrated Waste Management Fund</b>	297
Solid Waste Collection	299
Recycling Operations	300
Granite Bluff Inert Disposal Site	301
Oxbow Meadow Inert Disposal Site	301
Pine Grove Landfill	301
Recycling Sustainability Center	302
Refuse Collections (Parks)	302
<b>Emergency Telephone Fund (E911)</b>	303
Police E911	304

# TABLE OF CONTENTS

<i>SECTION TITLE.....</i>	<i>PRINTED PAGE NUMBER</i>
<b>Community Development Block Grant (CDBG)</b>	305
<b>Workforce Innovation &amp; Opportunity Act (WIOA)</b>	308
<b>Economic Development Authority Fund</b>	310
<b>Debt Service Fund:</b>	311
Debt Service Schedule	312
Columbus Building Authority Contractual Debt	313
<b>Transportation Fund (METRA)</b>	315
Maintenance and Repairs	317
METRA Administration	317
METRA Operations	318
METRA Maintenance	318
Dial a Ride	319
FTA Capital	319
Charter Services	320
FTA 5303 and 5307 Planning	321
<b>Parking Management Fund</b>	323
Parking Management	324
<b>Columbus Ironworks Convention and Trade Center Fund</b>	325
Trade Center Administration	327
Trade Center Sales	328
Trade Center Operations	328
Building Maintenance	329
Bonded Debt	329
<b>Bull Creek Golf Course Fund</b>	330
BC Golf Course Operations	331
<b>Oxbow Creek Golf Course Fund</b>	332
Pro Shop	333
Maintenance	333
<b>Civic Center Fund:</b>	334
Civic Center Operations	336
Hockey	337
Arena Football	337
Other Events	337
Ice Rink	337
<b>Employee Health Fund</b>	338
<b>Risk Management Fund</b>	339
 <b>SECTION E: APPENDICES</b>	
Glossary	341
Acronyms	348
Capital Outlay	349
Position Classification by Department	352
CCG/UGA Pay Plan Charts	369



# TABLE OF CONTENTS

*SECTION TITLE*..... *PRINTED PAGE NUMBER*

## **CAPITAL IMPROVEMENTS PROGRAM**

### **Introduction**

Capital Projects Background	371
Capital Projects Budget/Funding Process	372
Capital Projects Overview	373
Capital Projects Financial Summary	375
Capital Projects Costs By Type	376
Capital Projects 5-Year Forecast	377

### **Capital Projects**

Management Projects	378
Parks, Recreation & Leisure Projects	398
Public Safety/Criminal Justice Projects	406
Drainage/Stormwater Projects	419
Transportation Projects	436
TSPLOST Transportation Projects	481
Environmental Projects	503

**Columbus Consolidated Government  
Annual Operating Budget  
July 1, 2016 - June 30, 2017**

---

**Mayor and Council**

**Mayor – Teresa Tomlinson**

**Mayor Pro-Tem, Councilor, District 4 - Evelyn Turner Pugh**

**Budget Review Chairman, Councilor, At Large – Berry “Skip” Henderson**

**Councilor, District 1 – Jerry “Pop” Barnes**

**Councilor, District 2 – Glenn Davis**

**Councilor, District 3 – Bruce Huff**

**Councilor, District 5 – Mike Baker**

**Councilor, District 6 – Gary Allen**

**Councilor, District 7 - Evelyn “Mimi” Woodson**

**Councilor, District 8 – Robert “Walker” Garrett**

**Councilor, At Large – Judy Thomas**

---

Isaiah Hugley  
**City Manager**

Lisa Goodwin  
**Deputy City Manager**

Pamela Hodge  
**Deputy City Manager**



GOVERNMENT FINANCE OFFICERS ASSOCIATION

*Distinguished  
Budget Presentation  
Award*

PRESENTED TO

**Columbus Consolidated Government  
Georgia**

For the Fiscal Year Beginning

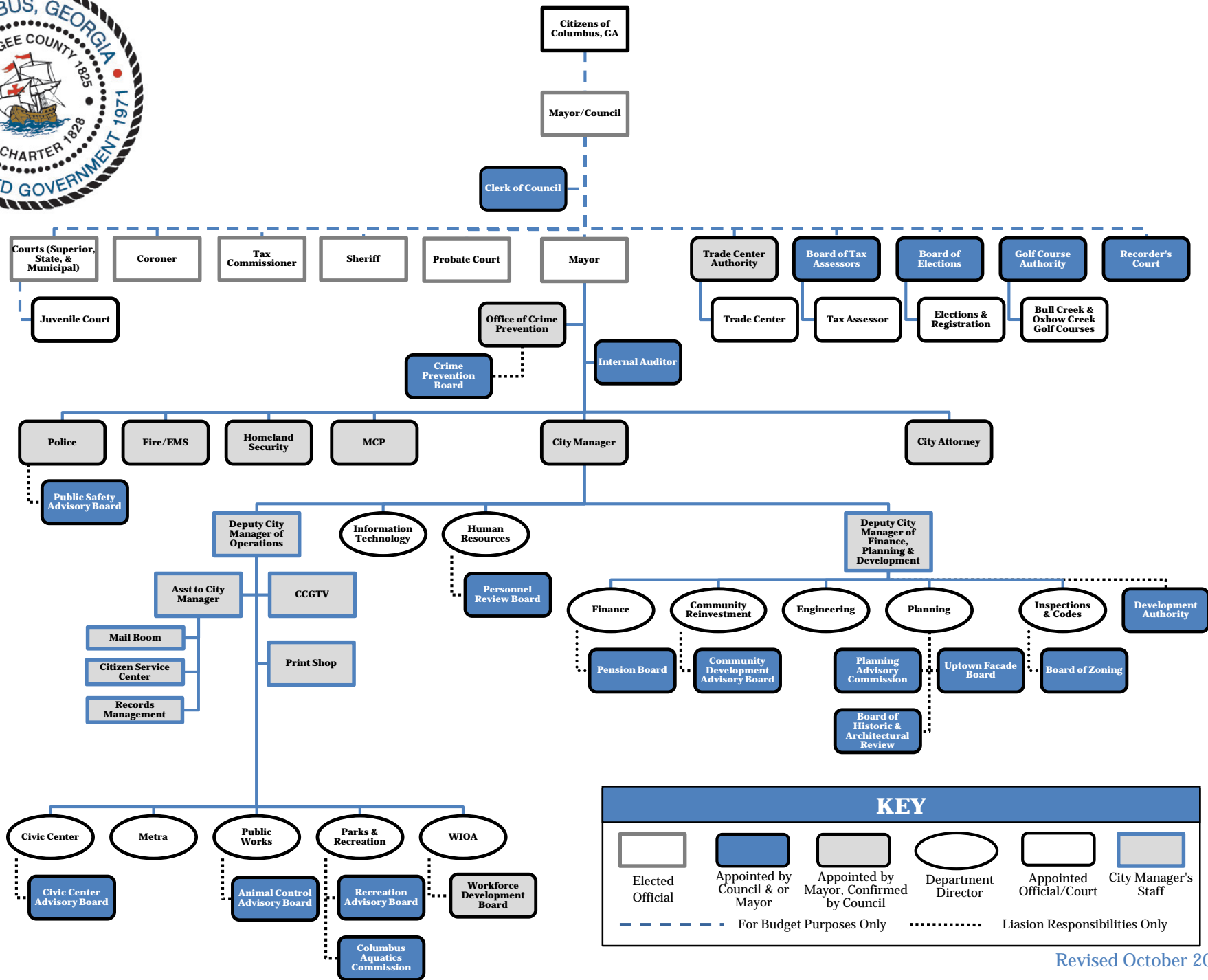
**July 1, 2015**

Executive Director

The Government Finance Officers Association of the United States and Canada (GFOA) presented a Distinguished Budget Presentation Award to Columbus Consolidated Government, Georgia for its annual budget for the fiscal year beginning **July 1, 2015**. In order to receive this award, a governmental unit must publish a budget document that meets program criteria as a policy document, as an operations guide, as a financial plan, and as a communications device.

This award is valid for a period of one year only. We believe our current budget continues to conform to program requirements, and we are submitting it to GFOA to determine its eligibility for another award.

# Columbus Consolidated Government Organizational Chart



KEY					
Elected Official	Appointed by Council & or Mayor	Appointed by Mayor, Confirmed by Council	Department Director	Appointed Official/Court	City Manager's Staff
- - - - - For Budget Purposes Only			..... Liason Responsibilities Only		

# INTRODUCTION

**This section includes the Mayor's Letter, the City Manager's Letter, Welcome to Columbus, the Columbus Profile, and the Vision for Columbus**





# COLUMBUS CONSOLIDATED GOVERNMENT

*Georgia's First Consolidated Government*

TERESA TOMLINSON  
Mayor

Post Office Box 1340  
Columbus, Georgia 31902-1340

Telephone (706) 653-4712  
Cell (706) 905-9570  
FAX (706) 653-4970  
TDD (706) 653-4494

July 1, 2016

In RE: Fiscal Year 2017 Adopted Budget

Dear Citizens of Columbus, Georgia and Councilors:

It is an honor and privilege to submit to you the sixth fiscal year budget of this Administration. The Columbus, Georgia Consolidated Government (CCG) has overcome tremendous financial challenges in our prior fiscal years. We have instituted remarkable reform and much needed change. We have stood steadfast in the face of moving goal posts, and though we see the benefit of our hard work there is still more to do in order to achieve our goals and objectives.

This Fiscal Year (FY) 2017 Mayor's Adopted Budget message is provided to you pursuant to the CCG Charter, including specifically §7-401. It is a balanced budget and includes an estimate of unencumbered fund balance, an estimate of cash revenues, proposed expenditures by department, office, board, commission and agency, proposed capital outlays, data justification for expenditures and other such information that was necessary for Council to review and deliberate upon in order to enact our CCG Adopted Budget.

## I. Introduction

This Adopted Budget provides us an opportunity for the first time in **16 years** to not use reserve funds to balance revenues and expenditures for the General Fund. Though our projected revenues remain flat, as they have for many years, our reforms and our continued fiscal prudence have allowed us to end our reliance on the General Fund Reserve and to actually replenish that Reserve.

In addition to funding the required expenditures necessary to operate our Consolidated Government, this budget:

- Replenishes the General Fund Reserve, which had dipped in FY2015 to 56 days, and returns us to our 60-day minimum threshold;<sup>1</sup>
- Provides for a 2.0% Cost of Living Adjustment (COLA) for all CCG employees;
- Maintains the 70% healthcare subsidy to our valued employees;
- Fully funds our annual employee pension obligation while adopting an updated Longevity Actuarial Chart in order to ensure proper funding levels in future years;
- Reforms our Columbus Police Department (CPD) pay so as to enhance recruitment and increase retention;
- Adjusts user fees and fines, some of which have not been adjusted in decades, to bring them more in line with the cost of services and to provide budget relief;
- Funds a capital lease purchase of approximately 33 vehicles in our Integrated Waste Fund through a \$2 a month increase; and
- Funds the Aquatic Center around the \$1 million level (for 60 hours a week operations) through enhanced programming and revenues, as well as new public/private partnerships.

Our FY2017 adopted operating budget is \$270,013,787 million. We predict a 1.75% increase in our property tax revenue, yielding an additional \$1.2 million over last year. The Local Option Sales Tax (LOST) is expected to be \$ 34.3 million in revenue and the Other Local Option Sales Tax (OLOST) is expected to be \$ 34.3 million, for a total of \$ 68.6 million.

The FY2017 adopted operating budget is a 1.6% increase over our FY2016 operating budget of \$265,724,993. This increase is due to the TSPLOST funds placed in our METRA budget, the increase to the Debt Service Fund for the Fire Capital leases funded from the Public Safety OLOST, and the proposed increase in fee revenue.

The adopted allocation of funds is set forth in the detailed budget materials provided herewith. The remainder of this letter will set out the general fiscal policies and major changes adopted for the next fiscal year.

## **II. General Fiscal Policies and Proposed Major Changes**

### **A. Replenishing the General Fund Reserve**

We learned in November of 2015 that our FY2015 General Fund Reserve had fallen to 56-days, below the 60-day threshold required of Resolution No. 224-11 and the threshold required by rating agencies and best practices municipal accounting standards. We have been on a trek of many years to preserve and restore our depleting General Fund Reserve. We have instituted major reforms of our Pension Plan, Employee Healthcare System, Worker's Compensation System, Third-Party Affiliate Subsidies, and more. We have reaped

---

<sup>1</sup> One day of General Fund Reserve equates to \$418,632. In other words, it takes \$418,632 a day to run CCG. Other such important assumptions are set forth in the FY2017 Adopted Budget Overview Chart. See Exhibit A.

efficiencies where possible and re-thought the way we do business. We have shrunk our ability to render the services our citizens depend on through attrition and cuts. And, we are presently trying to adjust our property tax revenue system through a countywide referendum to adopt a prospective tax system that allows us to take advantage of our growth while protecting those who have our current property valuation freeze.

The good news is that our efforts are taking root and bearing fruit. We recently learned that we are projected to end FY2016 at 60.21 days of General Fund Reserve having reclaimed reserve days through savings and slightly higher than anticipated revenues. Because this FY2017 Adopted Budget contains a General Fund budget that is .31% less than that of the FY2016 Adopted Budget, we are projecting 60.29 days of General Fund Reserve under this proposed budget scenario.

## **B. Employee Cost Of Living Adjustment**

Each proposed budget this Administration has submitted has had a modest Cost of Living Adjustment (COLA) of .5%, even in the years when we could not afford any increase and the possibility of layoffs loomed. Over a two year period, FY2013 - FY2014, CCG provided a 4% pay adjustment for our employees in order to accommodate the on-going cost to them of our pension reform (an expense which does constitute an added cost of living for employees). The pension reform, which CCG significantly supplements, funds an important benefit for the employees' retirement years. All totaled, these various pay adjustments have increased CCG employee pay 6.5% over five fiscal years.

When we compare our 6.5% pay adjustments over five fiscal years with the Employment Cost Index (ECI) and the Consumer Price Index (CPI), our salaries have fared well, but have not kept up when employee healthcare costs are taken into consideration, or when the pay adjustments for Pension Reform are excluded from the equation.<sup>2</sup>

---

<sup>2</sup> Employees rarely recognize or fully value the high subsidy CCG contributes to their healthcare and pension costs as each year we discuss the employees' urgings that CCG should pick-up ALL increased costs of those two valuable benefits. It is best practices that CCG share the cost of increases to healthcare or pension benefits through a set formula and adjust employee pay either through COLAs or raises or both. When CCG has increased its subsidies to benefits in lieu of pay adjustments employees do not recognize that subsidy as increased pay and, in fact, reject the subsidy as a value to them focusing exclusively on the amount of their salary and their take home pay, which they do not see increase under a subsidy of benefits scenario. Pay adjustments, even in the face of rising benefits costs, gives the employee the clearest, most tangible indicator of value received.



Fiscal Year	CCG Pay Increases	Employment Cost Index (ECI)	Consumer Price Index (CPI)
2012	.5%	1.1%	2.1%
2013	2.0%		
2013	.5%	1.1%	1.6%
2014	2.0%		
2014	.5%	1.6%	1.7%
2015	.5%	1.8%	-0.2%
2016	.5%	No data available for 2016	0.7%
Total	6.5%*	5.6%	5.9%

\*FY2013 and FY2014 include 2% pay adjustments to help fund Pension Reform.

This year we will be providing our employees a 2% COLA, yet this increase will largely be absorbed by the off-set of raising healthcare costs as explained in the next section below.

The bottom line is that we have been barely keeping pace with the cost of living and it is time to map out a plan for doing more than just COLA adjustments so that our employees can begin to see the value return for their hard work and dedication to CCG and our citizens. Accordingly, I have asked our Human Resource and Finance Departments to develop a systematic raise schedule that is realistic so that Council can actually fund it year to year. Our UGA Pay Plan is great. It provided us with a grid, or graduated system, of our personnel ranks, but it did not provide a realistic funding strategy and its rigid grid system discourages any pay adjustments smaller than its 2.5% steps. We have a pay plan system that has taken away our flexibility to do what we can when we can and our employees have paid the price. For instance, a 2.5% raise for all our employees would cost us \$3 million. So, in tight budget years our options have been to fund a \$3 million raise, or do nothing. Given such a costly mark to meet, we have had to choose to do nothing waiting on an extra \$3 million to be found. A better plan is to allow incremental raises each, or most, years. Only this type of system will alleviate compression. Now that we can see our budget reform efforts over the past many years paying off, we are able to propose for discussion our Administration's new pay adjustment proposal – but not in this budget year. We will come to Council later this Summer with the proposal so that there is time for assessment and broad input. We can also monitor our FY2017 budget progress throughout the year knowing that this pay adjustment strategy is a priority for FY2018.

### C. Employee Healthcare Subsidy

In years past, we have predicted the cost of the coming year's healthcare claims based on the actual claims from the preceding calendar year.<sup>3</sup> The data and predicting tools were cloudy, but we did the best we could with our benefits manager's help. Yet, each year we were short by millions and each year a discussion ensued of how to fund the short-fall completely from the resources of CCG as employees largely refused to share in the 70/30 healthcare cost split for the short-fall. This resulted in CCG regularly subsidizing employee healthcare some 83% or more. Employees did not see this additional subsidy as a backdoor pay raise and, so, CCG received no credit or goodwill for providing millions of dollars of value to our hardworking employees. Often the conversation would turn to why there was no money for raises with no recognition of the monies spent to boost the employees' portion of the 70/30 healthcare cost split.

Council has passed a Resolution that the CCG equation for funding our healthcare system should be a set 70/30 split. See Resolution No. 301-12. Other changes were made to our healthcare plan and those changes have provided a significant downturn in the otherwise increasing claims cost. For instance:

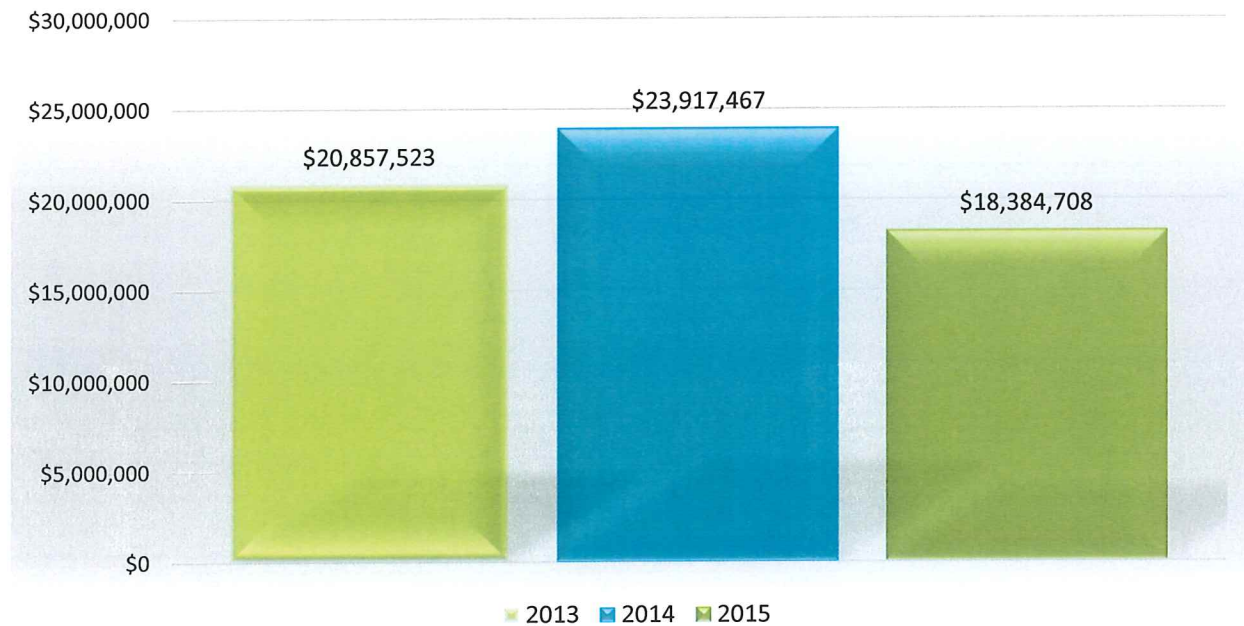
- Our Health and Wellness Center (HWC) was established in 2013 enhancing preventative care, saving employees out-of-pocket costs, reducing emergency room visits and reducing the magnitude and number of our most expensive claims.
- The HWC has resulted in savings to our employees of 39.92% for standard office visits and 48% on the top 50 dispensed medications, among other employee savings.
- CCG had a \$5.5 million reduction in medical and pharmacy claims from FY2014-FY2015 alone.
- CCG has saved \$1.8 million in claims cost due to the removal of Muscogee Manor employees from our healthcare system.
- CCG has saved \$1.1 million in spouse claims cost due to the Spousal Surcharge.
- CCG has saved \$1.6 million in the amount paid for our top 10 High Cost Claimants.
- CCG has seen a 22% reduction in Emergency Room visits.
- CCG has seen a 23% reduction in Office Visits.

---

<sup>3</sup> CCG is self-insured, meaning that CCG pays for every visit, every procedure, every hospital stay and every prescription. Our claims process is administered by Blue Cross/Blue Shield on a contract basis, but CCG pays the cost of all healthcare received by our employees and their covered dependents.



### Annual Medical and Rx Claims Calendar Year (CY) 2013-2015



Nevertheless, our Healthcare Fund remains under-funded and our FY2016 budgeted contributions will, again, have missed the mark by some \$2.19 million. We had projected our CY2016 claims would increase 5% over CY2015, however actual claims will require a 15% funding increase over the prior year. (National healthcare plan trends are typically between 8%-10% increase per year.) Our benefits manager has made a proposal to streamline our multi-faceted plan, capitalize on our successes and further change the course of our unsustainable healthcare cost trajectory. In essence, the proposal involves opening the Health and Wellness Center up at no cost to all CCG employees as part of two distinct plans: the Silver Plan (Open Access POS) and the Gold Plan (Open Access POS). The proposed consolidation of our plans allow for a fee structure similar to our HMO and PPO plans. The proposed benefit design is set out in the comparative chart below:

Benefit Design	Current-2016			Proposed-2017	
	Current Health & Wellness Plan	Current HMO Plan	Current Open Access POS/PPO	Proposed Open Access POS (Silver Plan)	Proposed Open Access POS (Gold Plan)
Deductible (Single/Family)	\$500/\$1,000	\$1,000/\$2,000	\$1,000/\$2,000	\$2,000/\$4,000	\$1,000/\$2,000
Coinsurance	90%	90%	80%	80%	90%
Global out-of-pocket	\$1,500/\$3,000	\$6,350/\$12,700	\$6,350/\$12,700	\$6,350/\$12,700	\$6,350/\$12,700
Medical copayments					
HWC office visits	\$0	N/A	N/A	\$0	\$0
PCP office visits	\$50	\$20	\$30	\$30	\$20
SP office visits	\$20	\$30	\$40	\$40	\$30
Emergency Room	\$150	\$150	\$150	\$200	\$150
Prescription drug (Retail/Mail Order)					
Available at HWC	\$0	N/A	N/A	\$0	\$0
Tier 1	\$20/\$40	\$20/\$40	\$20/\$40	\$20/\$40	\$20/\$40
Tier 2	\$40/\$80	\$40/\$80	\$40/\$80	\$40/\$80	\$40/\$80
Tier 3	\$60/\$120	\$60/\$120	\$60/\$120	\$60/\$120	\$60/\$120
Current Enrollment-Actives and Pre-65 Retirees	826	946	434		

We have determined that the 2% COLA increase discussed above will cover this insurance cost adjustment for single coverage at every pay grade.

With enhanced actuarial data and new analytic capability, our benefits manager is able to more accurately predict our *total* claims cost for all of CY2017 without our customary multi-million dollar shortfall. They predict our CY2017 plan funding requires a 23% increase over CY2016, or \$24.8 million in total, as long as we maintain our commitment to the 70/30 split with employees. For Fiscal Year budgeting purposes, this means we will need to budget \$16 million in FY2017 in order to meet our CCG commitment of a 70% subsidy to our healthcare system.



#### **D. Maintenance of Employee Pension Plan**

In 2012 we instituted broad scale Pension Reform in order to relieve an unsustainable trajectory of annual pension contributions and to shore-up the long term viability of our pension plan for those who depend on it. That Pension Reform came into effect with our FY2013 budget. According to our consulting actuary, CCG has saved some \$9.8 million due to that reform and is on course to save a total of \$39.1 million over a period of roughly 10 years. Today our General Government Employee Pension Plan is 94.3% funded, up from the 72.9% funded level of 2012. Our Public Safety Employee Pension Plan is presently funded at 83%, up from 71.9% of 2012.

Now, it is time to move from our outdated actuarial table. Our annual pension contributions have been based on the 1994 Group Annuity Mortality Static. Life expectancy rates have increased over the last 20 years and we must update our actuarial table and calculations so that our pension plans are well-funded for the needs of our employees.

On February 10, 2016, our CCG Pension Board unanimously voted to adopt a 2015 projection of the RP-2000 Mortality Table for purposes of calculating our annual pension contribution. That updated table requires roughly \$900,000 more in contribution for the General Government Pension Plan and nearly \$1.2 million more in contribution for the Public Safety Pension Plan than our former table. This \$2.1 million in additional pension investment is necessary to protect the future pension benefit of our employees. Fortunately, due largely to strong market performance this past year, our FY2017 pension contribution of just over \$18.1 million is \$3.5 million less than our contribution in FY2016.

#### **E. CPD Pay Reform**

In 2008, the citizens of Columbus passed a one-percent sales tax, known as the OLOST, in large part to supplement our resources related to Public Safety. At that time, we added numerous Public Safety positions throughout CCG to include 100 new patrol officer positions with the the Columbus Police Department (CPD). We also supplemented the pay of all sworn public safety officers with a \$3,000 perpetual annual bonus.

The number of CPD recruits/applicants increased immediately after the passage of the OLOST and the imposition of the \$3,000 bonus. Our 2015 Police Pay Survey shows Columbus continues to maintain competitive pay on a comparative basis with similar communities.

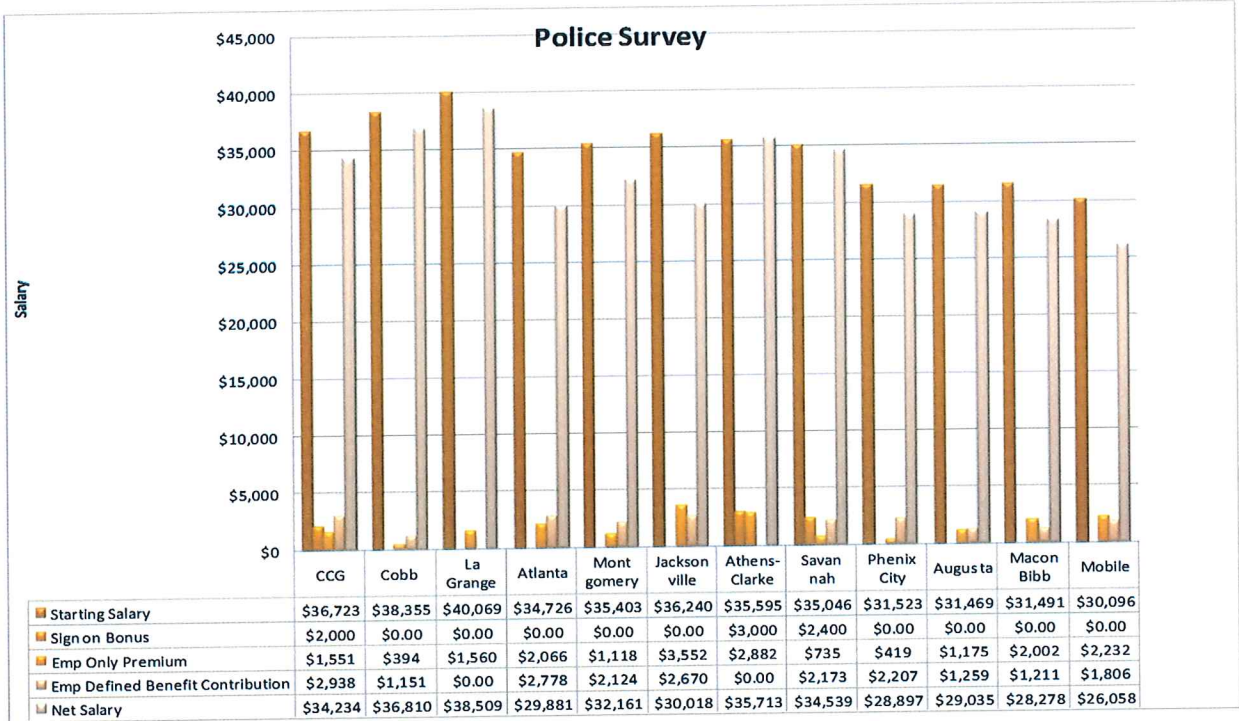


CHART 1

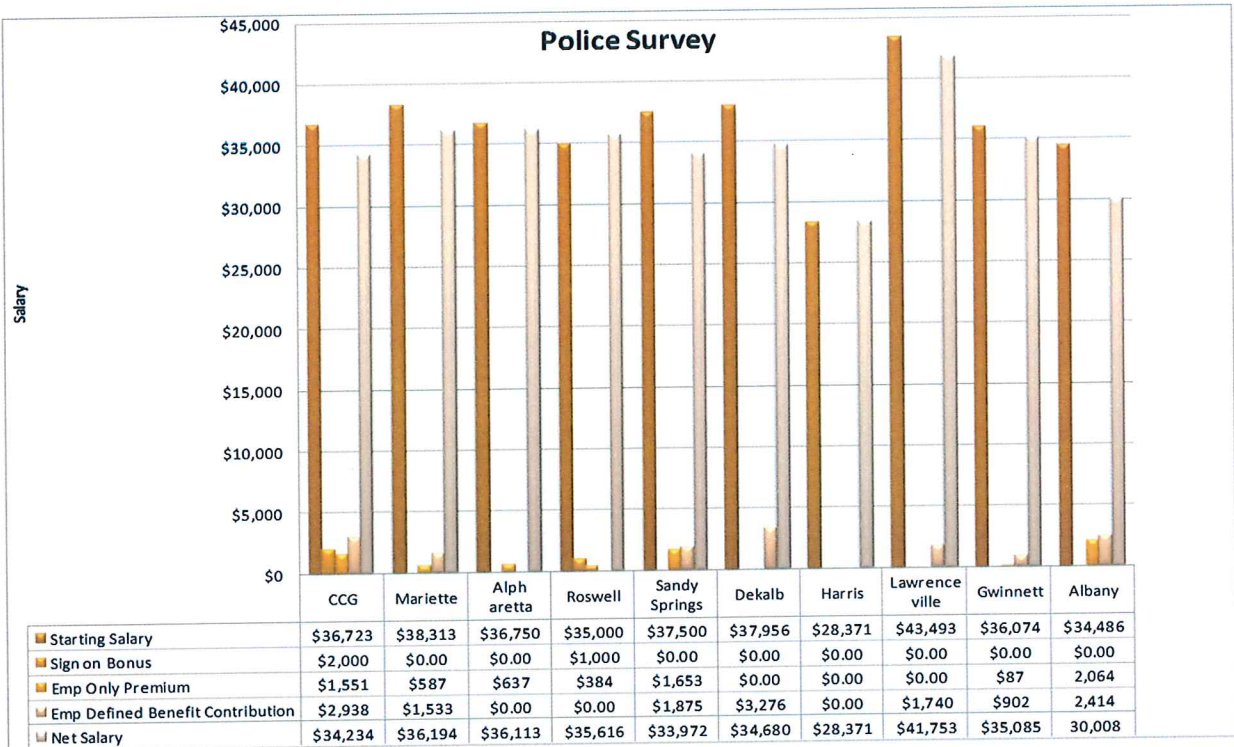


CHART 2



Columbus has a starting base salary of \$36,723. Of the 21 other jurisdictions surveyed, only seven had higher starting base pay (Cobb, LaGrange, Marietta, Alpharetta, Sandy Springs, DeKalb, and Lawrenceville). Yet, with an aging force, natural attrition, our inability to maintain regular raises as opposed to COLAs, the advent of dozens of new cities in the Metro-Atlanta area establishing new police departments and the national discussion about officer use of force in complex and sometimes volatile urban environments, recruitment has waned and attrition has hit our mid-ranks.

Last year, we instituted our Police Longevity and Retention Pay Reform (Longevity and Retention Plan). We took \$531,050 in previously assigned CPD Gap Time and Overtime and re-allocated the funds to pay for salary reform that rewards longevity. The Longevity Plan provides bonuses (ranging from \$750 to \$1,500) at step intervals designated by years of service (ranging from 3-30 years). In the first year of implementation, every CPD officer received a bonus to enter the new pay system. Thereafter, bonuses are given when the year of service milestone is reached. The Longevity Plan came in on budget and did not exceed the \$531,050 in monies re-allocated for its use.

Having taken steps to begin to relieve compression and to reward officers at all levels of service for their long-term commitment to CPD, we now must look to our continuing struggle to recruit and to keep officers in their early years of service. As Public Safety Director, I proposed for Council's consideration the Police Recruitment and Retention Pay Reform (Recruitment and Retention Plan). This proposal, which was approved by Council with the adoption of this budget, redirects some \$649,920 presently used to fund 16 patrol officers in order to enhance pay for officers at Steps A and B of the CCG's current pay plan. The monies budgeted for those 16 unfilled positions are unused due to the inability to recruit and are usually diverted to purchases of public safety capital expenditures at the end of the fiscal year. Though CPD needs capital, its first priority is to fill the patrol positions promised to citizens in the OLOST vote and to field a strong force of law enforcement officers to Protect and Serve our citizens. The 16 patrol position will remain on the books and could be refunded at a future date with then available funds.

In short, the Recruitment and Retention Plan will:

- Move all CPD officers currently at a Step A or a Step B to a Step C. Police officers with degrees will be moved to a Step D.
- All new Police Officers will be hired at a Step C. New hires with degrees will be moved to Step D.
- The savings from the unfunded 16 patrol positions would pay for the FY2017 Recruitment and Retention Plan.

See Exhibit B, Police Officer Recruitment Memo.

In addition, during the FY2016 budget year, a proposal was submitted to Council to approve the use of CPD FY2016 salary savings to be redirected in the form of a \$1,500 bonus to all sworn Police Officers on the payroll as of January 1, 2016 due to their extraordinary efforts



as a result of reduced recruitment and retention. The proposal was approved by Council on May 24, 2016 and the cost of the bonuses was \$641,056.

With the adoption of this budget, it was further proposed that CPD be allowed to provide pay enhancement to those newly recruited officers who have previously obtained POST certification, thereby relieving CCG from the cost of that training and allowing CCG to obtain skilled, experienced officers. The supplement would be paid in three installments of \$800 over a three year period for a total supplement of \$2,400. CPD hires an average of 50 new officers per year. Approximately 25%, or 12.5 recruits, will be POST certified for a first year cost of \$10,000, a second year cost of \$20,000, and, thereafter, an annual cost of \$30,000.<sup>4</sup>

It also was proposed that we encourage the hiring of Veterans leaving the Armed Services with an Honorable Discharge by providing a \$1,200 pay supplement in \$400 installments over an eighteen month period. Again, roughly 25%, or 12.5 recruits, will have military service experience. The first year cost of this bonus will be \$10,000. The second year cost (and annual cost thereafter) will be \$15,000.

#### **F. Funding New Garbage Trucks**

For over 15 years, Columbus has chosen to substantially subsidize an extraordinary level of waste collection service no other jurisdiction supplies. For decades, CCG provided five curbside pick-ups a week per household: two household garbage pick-ups, one recycling pick-up, one yard waste pick-up and one White Goods pick-up. Our CCG collection service is unlimited where many jurisdictions either forbid pick-ups over so many cans or so many pounds, or those jurisdictions charge significantly more for excess volume pick-up - CCG does not. As our Forensic Auditor said recently at a Council meeting when stating that she could find no comparable system to our Integrated Waste System, "No other jurisdiction provides the level of services Columbus does. They just don't."

Our Integrated Waste Fund (IWF) is an independent fund of our Budget that is intended to be self-sustaining – meaning its revenues from fees, recycling material sells, etc. should balance with no General Fund subsidy. For years, varying policy views resulted in that fund being no where near self-sustaining. We allowed the operation of the fund on a cash operation and maintenance type system to mask tens of millions of dollars in incurred, but unfunded, future liability in the form of critical capital needs and landfill closure costs. Some felt that choking revenues would stop investment and thereby force efficiencies through necessity. While the extraordinary efforts and ingenuity of our employees may have brought about short term reduction in expenditures, potential unfunded liabilities, including capital replacement, was rapidly rising. Others felt the cost of Integrated Waste should be covered by property tax revenue alone missing entirely the purpose of having an independent fund and confusing citizens about the monetary need to sustain the IWF largely, if not entirely, through fees for that service. Others felt we could issue a bond some day to cover all of this

---

<sup>4</sup> Note that this supplement will not apply to officers whose POST certification training was paid for by another Georgia jurisdiction within two years of their hire here, as Georgia law requires a reimbursement of cost direct to the jurisdiction that funded the training.

cost, but bonds would have to be paid from the now strained General Fund because there would be little if any revenues from the IWF.

In short, we have an opportunity to take corrective action and begin a path to IWF self-sufficiency. The CCG Internal Auditor has proposed an increase of \$5 per month to the IWF fee, making the fee \$20 per month. Even though we have a lower rate for families in need and even though all families have had excess and subsidized IWF services for years, a \$5 a month jump is too high. Accordingly, this adopted budget implemented a monthly waste fee increase in the amount of \$2 per month for a total of \$17 per month in order to fund approximately 33 new vehicles in our Integrated Waste Fund for FY2017 at an annual 7-year lease cost of \$1.2 million.

We have predicted savings from the purchase of the new vehicles in the form of approximately \$1.5 million in annual maintenance savings, fuel savings and other less direct savings, but using these anticipated annual savings to fund a multi-year lease commitment when no back up resources are available, is not responsible budgeting. The more prudent course is to fund the known cost of the lease through quantifiable fee increases in order to acquire the needed vehicles and, then, monitor the resulting savings for a year and reassess for our FY2018 budget what our on-going, critical needs will be. A long-term plan is necessary to get out of this hole. Taking this first necessary and prudent step will help us make future decisions so that the critical city service of waste collection does not again land in such a dire situation.

## **G. Funding the Aquatic Center**

The Columbus community has a world class Aquatics Center. Its potential has been stunted by indecision related to funding level and organizational structure. Nothing has harmed the Aquatics Center more than uncertainty and lack of resourcing. No answer lies in lateralizing the ball to a purportedly all-knowing third-party as we have learned first hand in our original failed attempt to do so and as we have learned that every other Aquatic Center in the State of Georgia is run by that jurisdiction's Parks and Recreation Department and not a third-party vendor. Since our Parks and Recreation Department has won the Georgia Recreation and Park Association Agency of the Year in both 2013 and 2015 and has received national agency accreditation through the Commission for Accreditation of Park and Recreation Agencies in 2014, there is no reason to believe our Parks and Recreation Department, with the help of the recently codified Columbus Aquatics Commission, cannot run our state-of-the-art Aquatic Center in the manner our citizens deserve and desire. Accordingly, the Mayor's Adopted Budget sets forth a comprehensive plan for success which stakeholders have suggested they broadly support.

### **1. Leadership and Staffing**

The Aquatic Center should be run by the Parks and Recreation Department and a professional full-time Aquatic Center Manager hired to manage the facility, direct programming, and market the facility. The third-party operator concept has proven to be: 1) a failure under the most recommended vendor in the field; 2) a source of unnecessary



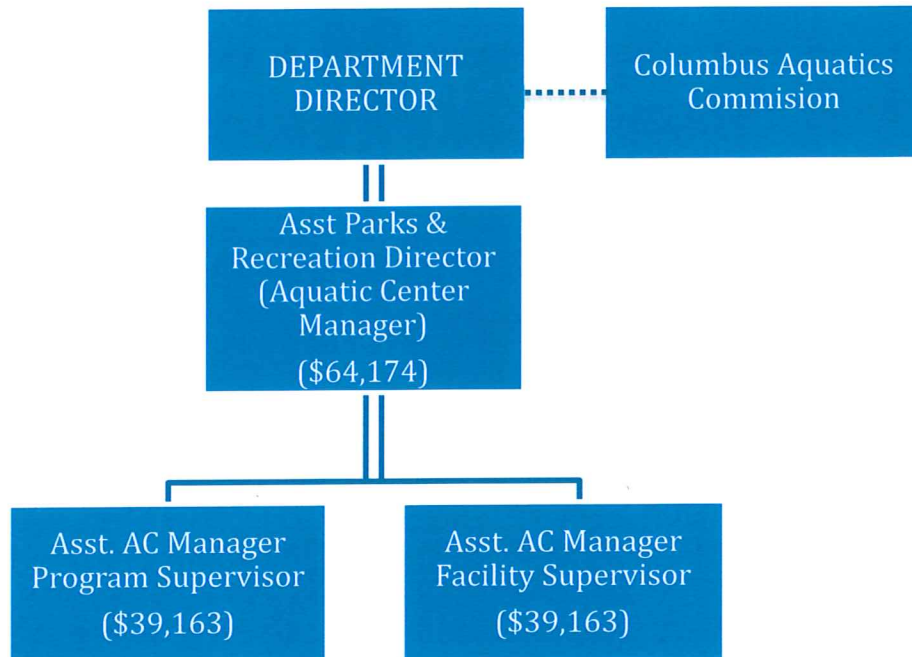
controversy as it allows CCG to lateral responsibility for this facility to an entity that does not answer to the citizens that funded it; and, 3) a complete outlier in the industry as not a single publicly-owned aquatic center in the State of Georgia is run by a third-party vendor, but all are run by the local Parks and Recreation Department.<sup>5</sup>

Instead of the lack of accountability and oversight that comes with a third-party vendor, instead of the under-funded and under-staffed resourcing previously provided, we are starting a new chapter here, in FY2017. Given that CCG has the best Parks and Recreation Department in the State of Georgia, properly resourced and staffed the CCG Parks and Recreation Department is certainly among the *most* qualified overseers and caretakers of the Aquatic Center that the State has to offer. Suggestions to the contrary during this long discussion have been ill-placed. Indeed, most of the complaints laid at the feet of our Parks and Recreation Department have been a result of equivocal direction provided and misjudgments in not properly funding this facility from the beginning. Those factors, however earnestly made, did not allow our accomplished professionals the autonomy necessary to make the Aquatic Center a success from the outset. Further, our Parks and Recreation Department has a long history of collaborative leadership with citizen experts and stakeholders in the form of its own Parks and Rec Advisory Board and its partnership with CORTA, for instance. Dozens of boards and commissions have been utilized successfully throughout this local government to leverage opportunities and resources. There is no reason to believe our acclaimed Parks and Recreation Department will not work cooperatively with those on the Columbus Aquatics Commission to finally run our magnificent facility in the manner required to return on the investment made by taxpayers.

Accordingly, with the adoption of this budget, we intend to hire an Assistant Parks and Recreation Director who will function as the Aquatic Center Manager. Someone who gets up every day thinking about our Aquatic Center, it's function, it's programming, it's marketing and its partnerships. That person will report directly to the Department Head and have two assistant managers: a Program Supervisor and a Facility Supervisor.

---

<sup>5</sup> See Spreadsheet Comparative of Georgia Aquatic Centers, Exhibit C.



See Proposed Job Descriptions for Aquatic Facility Management, Exhibit D.<sup>6</sup>

Already funded within the Parks and Recreation budget, but listed under contract services are the positions of 5 Administrative Clerks I, Grade 9 (part-time); 2 Park Maintenance Workers I, Grade 7 (part-time, custodial); 1 Park Maintenance Worker I (full-time, custodial); and 25-30 Lifeguards, Grade 0 (part-time). These positions will need to be formally added to the Parks and Recreation Department budget so the correct budgetary line item can be funded. See Other Aquatic Center Positions, Exhibit E. Note, this revised structure results in a slight savings over the original suggested organizational chart and is a result of stakeholder input and commitment toward volunteerism at the facility.

## 2. Funding

It was proposed that the Aquatic Center budget be funded so that it may operate for 89 hours per week, which operation level has been estimated to cost \$1,242,000. However, Council opted to fund the facility at an approximate level of \$1 million for 60 hours of operation with the adoption of this budget. The budget for the Aquatic Center has heretofore been underfunded at \$826,000 resulting in under-optimization, reduced programming, lowered quality service and suppressed revenues. Identifying additional funding to supplement the previous Aquatic Center budget has resulted in robust community wide discussion, but no discernible solution largely because CCG's strained financial General Fund Reserve and suppressed revenues have removed our flexibility and required these funds come from other sources.

<sup>6</sup> Council's recent ordinance codifying this Commission states that it reports direct to Council. It will, though, work hand-in-glove with the proposed Aquatic Center Manager and be administered and facilitated by that Manager.

This budget anticipates that some of the previous budget shortfall will be made up through organizational savings, enhanced revenues at the Aquatic Center and increased revenues from other Parks and Recreation fees. First, this adopted budget anticipates the Aquatic Center will have enhanced revenues in the amount of \$100,000 in FY2017. The projected revenue increase is based on its historic performance due to the promise of improved programming, stable and dedicated management, and innovative partnerships with engaged stakeholders, such as the Columbus Aquatics Commission recently promulgated by Council. It would be imprudent to “bet on the come” of any further enhanced revenue in the budgeting process given an utter lack of history to support such a forecast. We all have high expectations for the innovation that will now be allowed by the Aquatic Center’s invigorated leadership and adequate funding, but those yet unproven expectations cannot be responsibly valued at more than the proposed \$100,000 increase in this budgeting process. There also were other proposed revenue enhancements that were not approved by Council as part of this year’s budget such as increasing after school programming fees and adopting user fees for all athletic groups. The declination of imposing these fees is what resulted in changing the operating hours for the facility from the original proposal of 89 hours per week to 60 hours per week.

We have already discussed the savings in the new proposed organizational structure, leaving us with some additional Parks and Recreation funds needed to run the facility at 60 hours a week. The additional funding needed is expected to come from the following previously discussed sources:

- a. \$24,000 in increased tennis fees at Cooper Creek. Our Cooper Creek tennis facility has been much enhanced and, like our Aquatic Center, is a world class facility for which tax payers have recently invested \$1.5 million in public/private partnership. We are authorized to say the director of CORTA, Judy Pearce concurs in our fee increases. See Exhibit F.
- b. \$5,448 in increased marina fees. These fees have not been raised in twenty years and are due adjustment. See Exhibit G.
- c. \$20,000 in increased outdoor pavilion rental fees. CCG currently does not charge fees for our outdoor pavilions at parks. The approved fees for FY2017 are comparable in cost to other counties. See Exhibit H.

The projected revenue from these necessary and overdue adjustments will bring in \$49,448. These new funds can be directed to run and optimize the Aquatic Center. With the additional \$100,000 in revenue mentioned and the savings in the new personnel structure, we will be able to meet the Aquatic Center needs and relieve any further pressure on our General Fund Reserve.<sup>7</sup>

---

<sup>7</sup> There has been much discussion about potential sources for funding of the Aquatic Center. One discussed source – the potential reallocation of Hotel/Motel Tax proceeds – caused



Some may question: why the emphasis on raising fees instead of creating savings by cutting Parks and Recreation services and “waste”? The answer is simple: Any “waste” was wrung out, or efficiencies achieved, long ago in this prolonged period of revenue stagnation we have experienced since 2005. We have had downsizing and attrition and outright cuts. Just in the last three years, we have achieved \$1.3 million in savings across CCG departments through attrition, meaning we chose not to fill positions as they were vacated but, instead, retired the service or added it to the duties of another employee. In the Parks and Recreation Department, alone, we have had the elimination of some 166 positions in the last ten years. Parks and Recreation reductions include:

Positions deleted:

- FY06 deleted 44 positions
- FY07 deleted 33 positions
- FY11 unfunded 2 positions
- FY12 unfunded 7 positions
- FY14 unfunded 4 positions
- FY15 unfunded 13 positions

Reduction in hours:

- FY06 reduced hours at Recreation Centers
- FY06 reduced hours at outdoor pools
- FY07 reduced hours at Britt David Cultural Arts Studio
- FY07 reduced hours at outdoor pools

Closures:

- FY06 closed Primus King and Boxwood (Reopen 2012) Recreation Centers

---

much consternation and community concern. There is no proposal in this Adopted Budget to redistribute or adjust in anyway the proceeds of the Hotel/Motel Tax proceeds. Notably, this was not the first time that a suggestion has been made either from Council, staff or citizens that a reallocation of the Hotel/Motel tax distribution should be considered. Structural reorganization of the Sports Council and Convention and Visitors Board and their respective tax proceeds has been discussed in previous years, though no action taken. More direct and productive conversations are now underway and all involved have voiced that a proposal may be brought to Council in the near future. Other conversations have begun with other tax proceed recipients about the nature of private non-profit entities receiving public monies and about the best, most impactful distribution for the intended recipients of the proceeds. Everyone involved is presently in a cooperative solutions-making mindset and all agree there may be opportunities in rethinking a system conceived of nearly 20 years ago.

- FY06 closed 8 After School Program sites
- FY07 closed Tillis Pool

Reduction of staff time:

- FY06 shortened the hours for Community Schools Site Supervisors
- FY13 shortened the hours for all part time staff due to Affordable Care Act

The Department Director, with input from citizens and staff and in consultation with Deputy City Manager Lisa Goodwin and City Manager Isaiah Hugley, constantly monitors and refines programs, staffing, hours and resources among the many facilities and programs of our Parks and Recreation Department. Underutilized resources are retired and redirected in short order. Those daily management decisions need no Council review or approval unless they involve the budget, altering personnel positions, or a third-party vendor. Short of periodic updates regarding the Parks and Recreation Department, Council may not have an appreciation for this constant monitoring, assessment and redirection of budgeted resources, but they occur regularly throughout the year. That is the job of the Director. In the end, there is no fat to cut at this time, though we keep a ready eye out for those opportunities as they may appear.

Additionally, while large cutbacks in hours at a facility may result in a estimable cost savings, a fractional reduction or shaving of hours does not necessarily result in a corresponding reduction. Where a reduction of 10 hours a week/40 hours a month at a facility may result a \$20,000 annual savings, a 2 hour a week/8 hours a month reduction may not result in any quantifiable savings because so much of the cost of running the facility is fixed. That smaller reduction, however, may negatively impact our seniors, youth, or disabled citizens greatly when compounded upon the severe cuts of the past many years. That is the balance our professional, award winning, trusted Parks and Recreation staff struggles to strike each day and they have done a terrific job with less and less each year. Accordingly, no further reduction of Parks and Recreation's already reduced programming, services and hours was recommended in this budget.

#### **H. Third-Party Affiliate Appropriations**

We continue our reduction in subsidies to third-party affiliates by reducing the longstanding subsidy to our partner Uptown, Inc. Recently, Uptown has received a tremendous benefit by being designated a Tax Allocation District directing future tax increment increases to reinvestment within that district - and not to CCG coffers. Accordingly, given the success of Uptown, Inc. to date, and our evolving partnership in the face of the more lucrative tax increment investments, Uptown's yearly subsidy is reduced in our FY2017 budget.

The chart below demonstrates that we have saved nearly \$1 million a year in third-party affiliate subsidies from where we started in FY2011. Most of the third-party affiliate subsidies remaining are state based partners providing critical health and safety resources that broadly protect the public health and general welfare of our citizens.

### Discretionary Third-Party Appropriations

	<u>FY11</u>	<u>FY12</u>	<u>FY13</u>	<u>FY14</u>	<u>FY15</u>	<u>FY16</u>	<u>FY17</u>
Health Department Services	813,475	813,475	813,475	650,780	502,012	502,012	502,012
DFACS	90,000	90,000	80,000	62,400	48,135	41,500	41,500
Keep Columbus Beautiful	80,784	72,706	72,706	64,628	49,854	-	-
New Horizons	234,823	234,823	234,823	187,858	144,932	144,932	144,932
Uptown Columbus	81,000	72,900	72,900	58,320	44,988	44,988	25,000
Literary Alliance	16,200	14,580	18,822	-	-	-	-
Naval Museum Subsidy	300,000	250,000	200,000	175,000	135,000	-	-
<b>TOTAL</b>	<b>1,616,282</b>	<b>1,548,484</b>	<b>1,492,726</b>	<b>1,198,986</b>	<b>924,921</b>	<b>733,432</b>	<b>713,444</b>

### III. Conclusion

This Mayor's FY2017 Adopted Budget is presented together with the City Manager's budget letter and the FY2017 Adopted Budget Book. We should be encouraged by the progress we have made over the past few difficult years, and know the decisions we make this year will likewise move us toward greater financial security and community prosperity.

I want to thank our City Manager Isaiah Hugley, Deputy City Managers Pam Hodge and Lisa Goodwin, our Finance Department, our Department Heads, our elected partners and staff for their tremendous assistance in the effort of composing this Mayor's Adopted Budget, the most fiscally responsible budget in 16 years as it uses not a penny of our General Fund Reserve.

To our Council, I thank you for all of the hard work that was necessary to review, deliberate upon and decide the FY2017 Adopted Budget.

This is the Columbus, Georgia Consolidated Government Mayor's Adopted Fiscal Year 2017 Budget submitted for your examination and review.

Respectfully Submitted,



Teresa Pike Tomlinson  
Mayor

Columbus, Georgia Consolidated Government



A

## FY17 Budget Overview 06/10/2016

Fund	Revenues	Expenditures					Total Expenditures	Difference (Use of Fund Balance)	FY16 Current Modified Budget	FY17 % Change Modified Budget	FY16 Adopted Budget	FY17 % Change Adopted Budget
		Personnel Services	Operating	Capital	2.0% COLA Jan 2017	CIP						
<b>General</b>	\$150,457,471	\$109,490,865	\$40,005,294	\$0	\$961,312	\$0	\$150,457,471	\$0	-0.31%	\$150,925,421	-0.31%	
<b>General Fund - Fund Balance</b>	\$0	\$0	\$0	\$0	\$0	\$0	\$0	\$0		\$0		
<b>Stormwater (Sewer)</b>	\$5,470,209	\$2,965,575	\$994,252	\$484,383	\$22,820	\$5,470,209	\$0	\$5,366,111	1.94%	\$5,366,111	1.94%	
<b>Paving</b>	\$15,540,704	\$7,622,818	\$5,131,094	\$1,222,914	\$60,604	\$15,540,704	\$0	\$15,280,919	1.70%	\$15,280,919	1.70%	
<b>Medical Center</b>	\$14,253,667	\$0	\$4,253,667	\$0	\$0	\$14,253,667	\$0	\$13,959,759	2.11%	\$13,959,759	2.11%	
<b>Integrated Waste</b>	\$12,529,000	\$5,549,759	\$6,939,593	\$0	\$39,648	\$12,529,000	\$0	\$11,375,000	10.15%	\$11,375,000	10.15%	
<b>Emergency Telephone (E-911)</b>	\$3,999,692	\$2,496,424	\$1,484,760	\$0	\$18,508	\$3,999,692	\$0	\$3,958,789	1.03%	\$3,958,789	1.03%	
<b>Debt Service**</b>	\$12,601,488	\$0	\$12,705,620	\$0	\$0	\$12,705,620	\$0	\$11,736,755	8.25%	\$11,736,755	8.25%	
<b>DETRA</b>	\$7,739,174	\$4,597,980	\$2,319,833	\$801,507	\$19,854	\$7,739,174	\$0	\$6,685,248	15.76%	\$6,685,248	15.76%	
<b>Parking Management</b>	\$340,400	\$188,271	\$150,669	\$1,460	\$1,460	\$340,400	\$0	\$393,273	-13.44%	\$393,273	-13.44%	
<b>Trade Center</b>	\$2,880,411	\$1,328,222	\$1,463,939	\$367,546	\$10,704	\$3,170,411	-\$290,000	\$2,649,791	19.65%	\$2,649,791	19.65%	
<b>Bull Creek</b>	\$1,331,050	\$704,110	\$621,016	\$0	\$5,924	\$1,331,050	\$0	\$1,248,800	6.59%	\$1,248,800	6.59%	
<b>Oxbow Creek</b>	\$497,000	\$238,105	\$256,931	\$0	\$1,964	\$497,000	\$0	\$490,500	1.33%	\$490,500	1.33%	
<b>Civic Center</b>	\$5,370,445	\$1,623,979	\$3,737,554	\$0	\$8,912	\$5,370,445	\$0	\$5,428,000	-1.06%	\$5,428,000	-1.06%	
<b>Economic Development</b>	\$2,275,611	\$0	\$2,275,611	\$0	\$0	\$2,275,611	\$0	\$2,226,627	2.20%	\$2,226,627	2.20%	
<b>Sub-Total</b>	<b>\$235,286,322</b>	<b>\$136,806,108</b>	<b>\$92,339,833</b>	<b>\$2,876,350</b>	<b>\$1,151,710</b>	<b>\$235,680,454</b>	<b>-\$394,132</b>	<b>\$231,724,993</b>	<b>1.71%</b>	<b>\$231,724,993</b>	<b>1.71%</b>	
<b>2009 Other Local Option Sales Tax</b>	\$34,333,333	\$15,366,884	\$12,409,357	\$3,261,422	\$121,260	\$34,333,333	\$0	\$34,000,000	0.98%	\$34,000,000	0.98%	
<b>Total</b>	<b>\$269,619,655</b>	<b>\$152,172,992</b>	<b>\$104,749,190</b>	<b>\$6,137,772</b>	<b>\$1,272,970</b>	<b>\$270,013,787</b>	<b>-\$394,132</b>	<b>\$265,724,993</b>	<b>1.61%</b>	<b>\$265,724,993</b>	<b>1.61%</b>	
<b>Health Management Fund</b>	\$24,794,849	\$0	\$24,794,849	\$0	\$0	\$24,794,849	\$0	\$21,632,650	14.62%	\$21,632,650	14.62%	
<b>Risk Management Fund</b>	\$4,884,906	\$2,627,338	\$2,256,520	\$0	\$1,048	\$4,884,906	\$0	\$5,486,983	-10.97%	\$5,486,983	-10.97%	
<b>WIA/JTPA</b>	\$3,691,125	\$0	\$3,691,125	\$0	\$0	\$3,691,125	\$0	\$3,609,420	2.26%	\$3,609,420	2.26%	
<b>CDBG</b>	\$1,375,681	\$251,761	\$1,112,114	\$9,526	\$2,280	\$1,375,681	\$0	\$1,311,557	4.89%	\$1,311,557	4.89%	

### Assumptions

Health Insurance \$6,100 employee (\$7,000 actual in FY14, \$6,511 in FY15)
Health Insurance employee premiums (Increase Jan 1, 2017)
COLA increase of 2.0% Active employees/.25% Retirees effective Jan 2017
Debt Service millage @ 0.70 (FY16=0.70, FY15=0.70, FY14=0.79)
9 mill cap on millage USD #1
1.75% Projected increase in Digest, -2.00% for Vehicles
96% Ad valorem collection rate
Subsidy to Bull Creek and Oxbow Creek
No subsidy to Integrated Waste, Civic Center, or Parking Management
BTW Commitment allocated from CDBG for FY16, FY17, FY18
No change to Agencies, Reduce Uptown Columbus to \$25,000
Value of one mill (Bond) \$5,174,715
Value of one mill (Operating): \$4,751,571
\$0 transfer included for OPEB actuarial liability
Risk Management allocation = \$463/vehicle
Worker's Comp allocation = \$1,580/employee

### Economic Development

Econ Dev = .50 mills (\$2,275,611) (FY15/16=.50, FY14=.41, FY13=.25)
Development Authority = .25 mills (\$1,137,806)
Remaining .25 mills = NCR \$800,000, Reserve \$337,805

### Parking Management Fund

\$0 - Subsidy from the General Fund
Parking Fines increased from \$30 to \$40

### Other Local Option Sales Tax

70% Public Safety = \$24,033,333, 30% Infrastructure = \$10,300,000
Public Safety Capital = \$2,170,168 plus \$457,394 Capital Lease
800 MHz project (Year 2 of 10), PS=\$842,490, Infra=\$260,480
Warning Siren (Year 1 of 9), PS=\$104,376
Court Management System - Implementation Phase I - \$300,000
Transfer to E911 Fund=\$1,069,692

### General Fund - Subsidies

\$0 Subsidy to Parking Management, Civic Center or Integrated Waste
\$300,000 Transfer to Bull Creek-\$50,000, Oxbow Creek-\$250,000
\$600,000 Medical Center - Excess Inmate care
<b>\$900,000 TOTAL</b>

### Stormwater (Sewer) Fund

No millage increase (District 1 = 1.24, District 2 = 0.20)
\$484,383 Capital & \$1,003,179 CIP - Pipe Rehab

### Paving Fund

No millage increase (District 1 = 3.44, District 2 = 0.55)
--

\$1,222,914 Capital & \$1,503,274 CIP - Road Resurfacing and Improvements

### Integrated Waste

Res Rates at \$17 (FY16/FY15=\$15, FY14=\$14.14, FY13=\$14)
---

\$1,244,000 Capital Lease for 33 trucks & \$0 CIP - Landfill Closure/Post Closure

### Debt Service

Millage rate = 0.70 mills (FY16/FY15=0.70, FY14=0.79, FY13/12=0.95)
---

### GENERAL FUND - # of DAYS of Unassigned FUND BALANCE

	FY12 Actual	FY13 Actual	FY14 Actual	FY15 Actual	FY16 Projection	FY17 Projection
General Fund Reserve	71.57	68.73	38.33	18.70	21.31	21.34
OLOST Reserve Days	5.25	5.35	16.88	37.42	38.90	38.95
TOTAL Reserve Days	76.82	74.08	55.21	56.12	60.21	60.29
Vacancy Reserve Days	0.00	0.00	0.00	0.00	0.00	0.00
TOTAL Days	76.82	74.08	55.21	56.12	60.21	60.29
1 Day of Fund Balance	428,774	420,001	408,128	413,500	419,237	418,632

B

## Police Officer Recruitment – FY17 Budget Proposal to increase Police Officer entry level pay

*Proposal: to move entry level Police Officers, G-14 to Step C and D w/degree. Unfund 16 positions.*

*Justification: to recruit highly qualified Police Officers*

- All current Police Officers at Step A or B would be moved to Step C. Police Officers with degrees will be moved to Step D.
- All new Police Officers will be hired at Step C. Police Officers with degrees will be moved to Step D.
- The Police Department has 268 budgeted Police Officer positions. There are 110 Police Officers at Step A and 94 Police Officers at Step B. Ten (10) Police Officers are already above Step C due to longevity; and there are 54 vacant Police Officer positions.
- There are 204 Police Officers at Grade 14, Step A or B. To move these officers to Step C, it would cost \$387,990.28. Police Officers with a degree move to Step D and will cost an additional \$121,820.82.
- There are 54 vacant positions. To move these new Police Officers to Step C, it would cost \$135,617.37. (This total may be adjusted upward for those Officers w/degrees). The overall total cost is \$645,428.48.
- If 16 Police Officer positions are unfunded, there would be a savings of \$649,919.92. This would leave 38 vacant positions funded. The overall cost for the FY17 proposal would then be \$605,245.55. The savings from the unfunded Police Officer positions would pay for the FY17 Police Officer recruitment proposal.

\*\*\*\*\*

- The FY17 Proposal considered whether the changes would cause an adverse impact on Sergeants pay (or supervisor pay). After review, it was determined that this proposal will not negatively impact Sergeants. This means that current and new Police Officers who are placed at Step C or D of pay grade 14 will not exceed the lowest paid Sergeant. It should be noted that Administration recognizes that there are pre-existing pay compression issues; however, this proposal will not impact nor address these issues.

\*\*\*\*\*

### New Police Officers – Starting Salary with implementation of FY17 Proposal

Police Officer w/o Degree STEP C	Police Officer w/AS Degree STEP D	Police Officer w/BA Degree STEP D	Police Officer w/MA Degree STEP D
Base Pay    \$35,480.05	Base Pay    \$36,367.06	Base Pay    \$36,367.06	Base Pay    \$36,367.06
OLOST       \$3,121.30	OLOST       \$3,121.30	OLOST       \$3,121.30	OLOST       \$3,121.30
Sign-On Bonus \$2,000.00	Sign-On Bonus \$2,000.00	Sign-On Bonus \$2,000.00	Sign-On Bonus \$2,000.00
		Edu. Inc.     \$1,248.52	Edu. Inc.     \$2,497.04
<b>Total Pay    \$40,601.35</b>	<b>Total Pay    \$41,488.36</b>	<b>Total Pay    \$42,736.88</b>	<b>Total Pay    \$43,985.40</b>



## Police Officer Retention – FY16 Budget

*Proposal: Provide a one-time bonus payable to all CPD sworn officers on payroll as of 01/01/2016.*

*Justification: Current officers working with substantial reduction in workforce.*

- Disbursement of salary savings of \$523,000. Each sworn officer would receive a bonus of \$1200. There were 429 sworn officers on payroll as of 01/01/2016. The cost will be \$514,800.00. Pay out prior to June 30, 2016.

C

City and County Aquatic Facility Comparison

Facility Name and Location	Hours Operated	Facility Size	Annual Budget	Operated by	Admission Costs
Atlanta-Adamsville Natatorium	76 hours per week Mon-Thurs 6am-8:30pm Friday 6am-7pm Saturday 10am-3pm Sunday 10am-1:30pm 1st and 5th Sunday Only	8 lane 50M Competition pool 20ft Therapy Pool	ATL Working on Information Requested They do not separate facilities out. Facility Manager \$41,000-\$55,000	City of Atlanta	5 and Under = \$1 Ages 6-16 Years = \$2 Adult 17-54 = \$4 Senior 55+ = \$2
Atlanta- Rosel Fan Natatorium	55 hours per week Mon-Thurs 10am-8:30pm Friday 10am-7pm Saturday 10am-2pm Sunday 10am-2pm (Open only on the 3rd Sunday)	8 lane 25yd pool Therapy pool 2 lane 22yd	ATL Working on Information Requested They do not separate facilities out. Facility Manager \$41,000-\$55,000	City of Atlanta	5 and Under = \$1 Ages 6-16 Years = \$2 Adult 17-54 = \$4 Senior 55+ = \$2
Atlanta- Washington Park Natatorium	68.5 hours per week Mon-Thurs 7am-8pm Friday 7am-5:30pm Saturday 9am-3pm Sunday 11am-3pm (Open only 2nd and 4th Sundays)	10 lane 25yd by 25M Comp. Pool 25yd by 10yd Therapy Pool	ATL Working on Information Requested They do not separate facilities out. Facility Manager \$41,000-\$55,000	City of Atlanta	5 and Under = \$1 Ages 6-16 Years = \$2 Adult 17-54 = \$4 Senior 55+ = \$2
Augusta-Richmond Aquatic Center	76 hours per week Closed Sunday Mon-Fri 6am-8pm Saturday 9am-3pm Sunday Closed	50M Competition Pool 25yd Instructional pool with a diving well	\$773,740 but this is not inclusive of all expenditures \$175,000 revenue No more information provided.	Augusta	Students \$3 Adults \$5 Seniors \$4
Boundary Waters Aquatic Center-Douglasville	72 hours per week Mon-Fri 8am-8:30pm Saturday 8am-5:30pm Closed Sunday	8 lane 25yd competition pool 4 lane 25 yard therapy/leisure pool	\$808,239 budget \$205,000 revenue 12-13 meets each year	Douglasville	Youth 17 and Under and Seniors 55 and Over Resident \$2 and Out of County \$3 Adult 18-54 Resident \$3 and Out of County \$4
Carrollton-Lakeshore Pool	79 hours per week Mon-Fri 6am-8pm Saturday 12pm-5pm Sunday 1pm-5pm	1 Competition Pool	\$369,000 budget \$20,000-\$30,000 3 to 5 meets per year	Carroll County	2 and Under = \$1 Ages 3-17 = \$3 Ages 18-59 = \$4 Seniors 60+ = \$3
Cherokee County Aquatics Center	88.5 hours per week Mon-Thurs 6am-9pm Friday 6am-9pm Saturday 7:30am-6pm Sunday 1pm-4pm	50M x 25 yd Competition pool 25yd Instructional/Therapy Pool Attached Outdoor Leisure Pool operated in summer months	\$1,196,863 includes all expenditures and utilities Revenue \$960,000 Division Mgr Salary \$41,000-\$56,000	Cherokee County	Under 2 years = Free Ages 2-13 = \$6 Ages 14-54 = \$7 Ages 55 and over = \$6
Columbus Aquatic Center	89 hours per week Mon-Sat 6am-8pm Sunday 1pm-6pm	50M x 25yd comp. pool 22 lanes 25yd Therapy/Leisure pool			11 and Under Residents \$2 Non-Residents \$4 Ages 12-17 Residents \$3 Non-Residents \$6



City and County Aquatic Facility Comparison

						Ages 18-54
						Residents \$5 Non-Residents \$10
						Ages 55 and over
						Residents \$3 Non-Residents \$6
Cobb County- Mountain View Aquatic Center	77 hours per week Mon-Thurs 6am-8pm Friday- 6am-7pm Saturday 9am-5pm Sunday Closed	50M Lap pool- 10 lanes 5 lane instructional ADA pool	\$499,583 Operating \$216,918 Maintenance \$423,716 Revenue 16-18 meets each year	Cobb County	Resident and Non Resident are the same Under 2 years = Free Youth 2-17 = \$3.50 Adult 18-59 = \$4.50 Senior 60+ years = \$2.12	
Cobb County-Central Aquatic Center	76 hours per week Mon-Thurs 6am-8pm Friday 6am-6pm Saturday 9am-5pm Sunday Closed	10 lane 25yd x 25m lap pool 5 lane instructional pool with diving well	\$430,462.08 Operating \$268,087.77 Maintenance \$231,174.57 Revenue 9-11 meets each year	Cobb County	Resident and Non Resident are the same Under 2 years = Free Youth 2-17 = \$3.50 Adult 18-59 = \$4.50 Senior 60+ years = \$2.12	
Cobb County-West Cobb Aquatic Center	73 hours per week Mon-Fri 6am-9pm Saturday 9am-5pm Sunday Closed	8 lanes competitive 25yd lap swim 1 m and 3m diving board	Closed for repairs part of year 2014 Numbers below are from 2013 \$335,227 Operating \$183,314 Maintenance \$213,266 Revenue	Cobb County	Resident and Non Resident are the same Under 2 years = Free Youth 2-17 = \$3.50 Adult 18-59 = \$4.50 Senior 60+ years = \$2.12	
Cobb County--South Cobb Aquatic Center	54 hours per week Mon- Fri 10am-7pm Saturday 8am-5pm Sunday Closed	1 pool (zero depth to 10ft) with a water slide and Play Structure lazy river, 3-lap lanes and 1M diving board	\$297,173 Operating \$96,591 Maintenance \$107,149 Revenue	Cobb County	Resident and Non Resident are the same Under 2 years = Free Youth 2-17 years = \$4 Adult 18-59 = \$5 Senior 60+ years = \$4	
Cummings Aquatic Center	92 hours per week Mon/Wed/Fri 5:30am-8:30pm Tues/Thurs 6:00am-8:30pm Saturday 8:00am-5:00pm Sunday 12:30pm-5:00pm	Indoor Comp. Pool 50m x25 yd Indoor Instructional Pool Outdoor Leisure Pool Water Park	\$1.4 million budgeted by local govt They are Working on providing more information	City of Cumming	Under 2 years = Free Youth 2-17 years = \$4 Adult 18-59 years = \$5 Senior 60+ years = \$4	
Frances Meadows Aquatic Center	74 hours per week Mon-Fri 5am-8pm Saturday 8am-5pm	Competition Pool 25yd x 25m Instructional Pool 25yd x 15yd Slide Pool Kiddie Pool	\$1.3million Funds derived from charges/fees and tax dollars. They recover 65-70% of the operating expenses. Host 15 swim meets annually.	Gainesville	Under 2 years = Free Ages 3-59 In County \$6 Out of County \$8 Ages 60 and over In County \$4 Out of County \$6	
Gwinnett- Bogan Aquatic	70 hours per week Mon and Wed 6am-8pm Tues and Thurs 9am-8pm Friday 9am-6pm	25 yd 6 lanes Leisure pool	They are working on information Share 50 events with other Gwinett Aquatic Centers.	Gwinnett	3 and Under = \$3.25 in County \$6.25 Out of County Ages 4-10 \$4.25 in County \$8.25 Out of County Ages 11-49 \$5.50 in County \$10.50 Out of County Ages 50 & Up = \$3.25 in County \$6.25 Out of County	



City and County Aquatic Facility Comparison

	Saturday 12pm-6pm							
	Sunday 1pm-6pm							
Gwinnett- Bethesda Aquatic	72 hours per week Mon-Fri 9am-9pm Saturday 11am-6pm Sunday 1pm-6pm	25yd lanes instructional pool Leisure Pool	They are working on information. Share 50 events with other Gwinnett Aquatic Centers.	Gwinnett	3 and Under = \$3.25 in County \$6.25 Out of County Ages 4-10 \$4.25 in County \$8.25 Out of County Ages 11-49 \$5.50 in County \$10.50 Out of County Ages 50 & Up = \$3.25 in County \$6.25 Out of County			
Gwinnett-Collins Hill Aquatic	74 hours per week Mon and Wed 9am-9pm Tues and Thurs 6am-9pm Friday 9am-6pm Saturday 12pm-6pm Sunday 1pm-6pm	10 lane pool 25yd x 25m lap pool	They are working on information. Share 50 events with other Gwinnett Aquatic Centers.	Gwinnett	3 and Under = \$3.25 in County \$6.25 Out of County Ages 4-10 \$4.25 in County \$8.25 Out of County Ages 11-49 \$5.50 in County \$10.50 Out of County Ages 50 & Up = \$3.25 in County \$6.25 Out of County			
Gwinnett- Mountain Park	75 hours per week Mon and Wed 6am-9pm Tues and Thurs 9am-9pm Friday 8am-6pm Saturday 12pm-6pm Sunday 1pm-6pm	25yd x 25m Indoor Instructional pool Attached outdoor pool	\$698,760 Expenditures \$590,398 Revenue Share 50 events with other Gwinnett Aquatic Centers.	Gwinnett County	3 and Under = \$3.25 in County \$6.25 Out of County Ages 4-10 \$4.25 in County \$8.25 Out of County Ages 11-49 \$5.50 in County \$10.50 Out of County Ages 50 & Up = \$3.25 in County \$6.25 Out of County			
Gwinnett- West Gwinnett	77 hours per week Mon and Wed 8am-9pm Tues and Thurs 6am-9pm Friday 8am-6pm Saturday 12pm-6pm Sunday 1pm-6pm	25yd x 25m Indoor Instructional pool Attached outdoor pool	\$637,115 expenditures \$488,751 revenue Share 50 events with other Gwinnett Aquatic Centers.	Gwinnett County	3 and Under = \$3.25 in County \$6.25 Out of County Ages 4-10 \$4.25 in County \$8.25 Out of County Ages 11-49 \$5.50 in County \$10.50 Out of County Ages 50 & Up = \$3.25 in County \$6.25 Out of County			
Mike Daniels Aquatic Center	53.5 hours per week Mon-Fri 5:30am-1pm M, Tu & Th 6pm-8pm Saturday 8am-2pm Sunday 1pm-5pm	24yds by 25yds	\$625,000 (Grant from local foundation of \$475,000, \$15,000 from the Chamber of Commerce and \$135,000 is funded through memberships, rentals and programs.) No new information provided.	Troup County	\$5 day pass County Residents Under 2 years= Free 12 and Under = \$3 13 and Older \$5 Seniors 55+ = \$4 Out of County Residents Under 2 years= Free 12 and Under = \$4 13 and Older \$6 Seniors 55+ = \$5			
Savannah-Chatham Aquatics Center	83 hours per week Mon-Fri 6am-7:30pm Sat 9am-6pm Closed Sunday	50M competition Pool 25yd recreation pool	\$1,051,926 budgeted by local gov't No new information received.	Chatham County	County Residents Under 2 years= Free 12 and Under = \$3 13 and Older \$5 Seniors 55+ = \$4 Out of County Residents Under 2 years= Free 12 and Under = \$4 13 and Older \$6 Seniors 55+ = \$5			

City and County Aquatic Facility Comparison

Rockdale County	74 hours per week Mon-Fri 6am-9pm Saturday 9am-6pm	25yd pool	\$95,000 this only includes chemicals this does not include staff or utilities No new information provided.	Rockdale County	\$4 County Resident \$6 Out of County
<b>The following Cities and Counties do not have Indoor Aquatic Facilities or did not respond for request for information:</b>					
Adel-Cook					
Albany					
Athens-Clarke County					
Brookhaven					
Brunswick					
Burts County					
City of Dallas					
Columbia County					
Coweta County					
Douglas-Coffee County					
Dublin-Laurens Co.					
Greensboro, NC - No response GAC					
Harrison County					
Henry County					
Madison County					
Moultrie					
Peachtree City no response					
Tifton					
Tyrene					
Valdosta-Lowndes					

D



**Columbus Aquatic Center Personnel Plan**  
04/21/2016

The personnel plan consists of the following full time staff for the Columbus Aquatic Center:

Grade	Title	Base Salary	FICA	Health	Life	Retirement	Total
23	Aquatic Center Manager	64,173.69	4,909.29	6,100.00	320.87	6,417.37	81,921.22
16	Assistant Aquatic Center Facility Supervisor	39,163.34	2,996.00	6,100.00	195.82	3,916.33	52,371.49
16	Assistant Aquatic Center Program Supervisor	39,163.34	2,996.00	6,100.00	195.82	3,916.33	52,371.49
		142,500.37	10,901.29	18,300.00	712.51	14,250.03	186,664.20

**MANAGEMENT SUMMARY**

***Aquatic Center Manager:*** Responsible for managing the daily operations of the Aquatics Division. Prepares, monitors, and administers the division budget. Interviews, hires, trains, assigns, supervises, evaluates, and disciplines personnel; reviews and approves schedules and vacation and sick leave requests. Attends management staff meetings to give and exchange information and to make recommendations. Prepares agendas and conducts division staff meetings. Reviews and approves all division programs and events. Prepares and approves specifications for the purchase of goods and services. Responds to citizen complaints. Responsible for planning, organization, and evaluation of the daily operations of the facility; participates in and conducts regular staff meetings to review progress, accomplishments, strategies, and plans. Must market and promote the Columbus Aquatics Center to include aquatic events and competitive meets.

***Assistant Aquatic Center Facility Supervisor:*** Reports staff payroll. Supervises employees and inmates; makes hiring recommendations; conducts performance evaluations, arranges employee work schedules, Performs repairs on air conditioning units and water and sewage lines. Installs new plumbing fixtures. Installs water heaters. Repairs and maintains fountains. Repairs and maintains pool. Maintains chemicals and pool facility. Manages supplies for the pool, minor maintenance work, scheduling maintenance, and assist in training how to maintain chemicals in pool, and check that manager is keeping pool up to standard. Must be responsible for facility and equipment and maintain the pool, pump room, mechanical room and chemical room. Keep up with chemicals, and water tests and all aspects of maintenance for the facility. This person should be responsible for ensuring the facility is cleaned properly and well maintained.

***Assistant Aquatic Center Program Supervisor:*** Responsible for planning, organization, and evaluation of the daily programs and marketing of the facility; participates in and conducts regular staff meetings to review progress, accomplishments, budgets, daily revenue handling



procedures and strategies, and plans, supervises and reports staff payroll, makes hiring recommendations; conducts performance evaluations, arranges employee work schedules. Must perform lifeguard and first aid skills in accordance with the appropriate certifications, enforcing facility rules and regulations, communicate with patrons, opening/closing procedures, supervise pool staff, and handle money. Create work schedules, fill out weekly reports, file all reports in a timely manner, trouble shoot with computers, staff, and patrons. The Program Supervisor shall attend all required meetings or send a representative, if unable to make any meeting. Must be available to teach or assist in teaching swim lessons, if necessary.

E

Other Aquatic Center Positions

Position	Grade	Number of Positions	Full Time/Part Time	Rate of Pay
Administrative Clerk I	9	5	Part	\$12.13
Park Maintenance Worker I (custodial)	7	2	Part	\$10.99
Park Maintenance Worker I (custodial)	7	1	Full (currently without benefits)	\$10.99
Lifeguards	0	25-30	Part	\$9.00

F





Post Office Box 8236  
Columbus, Georgia 31908  
Phone: 706-317-4136  
Fax: 706-317-4501  
E-mail: [corta@corta.org](mailto:corta@corta.org)  
[www.corta.org](http://www.corta.org)

April 18, 2016

Dr. James Worsley  
Columbus Parks and Recreation  
3111 Citizens Way  
Columbus, GA 31906

**President**  
Lauren Isom

Dear James,

**Executive Vice President**  
Sara Dismuke

The CORTA Board of Directors and Facility Committee have met and discussed the Cooper Creek Tennis Center Membership Rate Increase Proposal FY17, along with other areas of concern that have been expressed by our members. With support of the Facility Committee, below are the comments and recommendations from the CORTA Board of Directors.

**Vice President**  
Bernard Francis

**Vice President**  
Jennifer Pitts

**Secretary**  
Michelle Fuller

**Treasurer**  
Liz Dukes

**Past President**  
Doug Gibson

**Expansion Project Chair**  
Will White

**Board of Directors**

Joe Adame  
Sabrina Bonner  
Symantha Cook  
Charod Dodd  
Eve Kilpatrick  
Chris McCalla  
Mitch McCoy  
Alexis Miller  
Lee Norred  
Sandy Pirkle  
Sarah Riddick  
Ed Tymes, Sr.  
Brian Worstell

**Director Emerita**  
Lenora J. Garrard

**Executive Director**  
Judy Pearce

1. The Board supports the proposed hourly rate increases for both Muscogee and non-Muscogee residents.
2. The Board supports a flat fee of \$5.00 for adult league practices and matches.
3. The Board agrees the membership rates should be increased, but recommends the alternative rates listed on *Attachment A: CORTA Proposed FY17* be adopted.
4. The Board **strongly** suggests the addition of monthly membership fees. In 2014, per your request, CORTA responded to the proposed Cooper Creek Membership Rate Increase. At that time CORTA pushed for the addition of monthly memberships, but to date there has been no progress. By establishing automated debits many players could better budget at this level of payment which would also generate more overall revenue.
5. The Board recommends that fees be reviewed on an annual basis, with increases being made on an average of every three years.
6. The Board recommends evaluating the current method of fee collection and making improvements to that process whether it be through an automated system or another method.
7. The Board recognizes that our City Council is evaluating ways to reduce expenses and reducing the hours of the Cooper Creek Tennis Center is one of the items on the table for consideration. The CORTA Board of Directors is **adamantly** opposed to any reduction of hours. We are in the process of adding more courts as a result of an insufficient number of courts to meet our members' needs. Reducing hours would directly impact both court availability and revenue.

Sincerely,

Lauren Isom  
President

Sara Dismuke  
Executive Vice President/Facility Liaison

G

**Lake Oliver Marina**

Lake Oliver Marina has had the same fees for boat launching for over 20 years. Below is our proposed fee increases:

	<b>Current</b>	<b>Proposed</b>	<b>Revenue Projection</b>
Regular Boat Launch	\$2.00	\$4.00	\$5,308.00
Employee Boat Launch	\$1.00	\$2.00	\$120.00
City Retirees Boat Launch	\$0	\$1.00	\$20.00
<b>Total</b>			<b>\$5,448.00</b>

**Launch Fees Comparisons**

<b>City</b>	<b>Boat Launch Fee</b>
Columbus	Regular \$2.00 City Employee \$1.00 City Retirees \$0
Albany	No fee at Lake Blackshear
DeKalb County	No marina
Fulton County	\$4 per 24 hour period at Lake Lanier
Opelika	4 different marinas serving Lake Martin Lakeside Marina \$5 Blue Creek – does not allow personal watercraft only lake owners Singleton – no launch Harbor Pointe - \$25 one time in and out \$150 annual pass
Peachtree City	Dockside Marina in Villa Rica – fee has not been set yet

H




### Outdoor Pavilion Rentals

The department currently does not charge fees for our outdoor pavilions at our parks. We are proposing to set a fee for FY17. Benchmarking shows what other counties do and we are comparable in cost. For FY17 we propose \$25.00 per day for our small pavilions and \$50.00 per day for large. These prices would increase with out of county residents to \$35.00 and \$65.00. All rentals will have the reimbursable \$100.00 deposit. These proposed fees are estimated to generate \$20,000.00 in revenue.

#### Pavilion Current Rental Fees Comparison List

<b>City</b>	<b>Small Pavilion</b>	<b>Large Pavilion</b>	<b>Out of County</b>
Columbus	\$0	\$0	
Albany	\$25	\$25	No additional fees
DeKalb County	\$100	\$150	Out of county +\$30
Fulton County	\$35 per hour	\$55 per hour	Non-profits \$35/\$55 For profit \$40/\$60
Opelika	\$50 for 2 hours	\$50 for 2 hours	No additional fees
Peachtree City	\$30 per hour	\$30 per hour	Commercial \$90/hour Out of County \$90/hour Deposit \$50
Phenix City, AL	\$25 per day	\$25 per day	No additional Fees



This page intentionally left blank.



# Columbus, Georgia

## Georgia's First Consolidated Government

P.O. Box 1340, Columbus, Georgia 31902-1340

ISAIAH HUGLEY  
City Manager

Telephone (706) 653-4029  
FAX (706) 653-4032

July 1, 2016

Dear Ladies and Gentlemen:

As in recent years, Columbus, Georgia continues to face the challenge of providing its citizens with vital, quality services and amenities within the confines of its limited resources without straining its long term reserves. We struggle with meeting the increased demands of the citizens, with limited revenue growth potential and the expected modest increase in the tax digest, little or no change in select major revenue sources, and minimal increases in the sales tax collections. As the nation continues to cope with the consequences of rising costs of necessities such as healthcare, federal budget constraints and imposed sequestration measures, and unprecedented times in the housing and financial markets, Columbus, Georgia has not been untouched. The Columbus Consolidated Government is committed to providing services to meet the demands of our citizens as we continue to stand for Performance, Accountability, Service, and Trust.

In preparing this FY17 Adopted Budget, the needs and demands of the citizens we serve were at the root of our concerns. This budget cycle has presented similar challenges to those we have faced in the past few years. The goal for the FY17 Operating Budget was to live within our means while meeting the service needs of our citizens without undue depletion of our long term reserves, which are vital to the sustainability of our city's economic infrastructure. We continue to adapt to the added operational requirements for some of our facilities that are relatively new- such as the Aquatics Center, the City Services Center, a new parking facility structure, and the Recycling/Sustainability Center. While local, regional and national economic conditions remain uncertain in both consumer spending and in the housing market, the digest is anticipated to increase only nominally as other revenues remain relatively unchanged. The FY17 Operating Budget is balanced at \$270,013,787. In order to balance the budget, \$394,132 of fund balance across all operating funds was used, which was from the Debt Service Fund and the Trade Center Fund. Subsidies in the amount of \$300,000 was adopted for the Bull Creek and Oxbow Creek Golf Courses and a \$600,000 was adopted for the excess charges for prisoner health care. There are no subsidies for the Civic Center Fund, Parking Management Fund, and Integrated Waste Fund in this adopted budget. Although the expected increase in the City's digest is projected at 1.75%, all other major revenue sources remain unchanged or expect modest increases. Service fee adjustments were adopted in this budget which amounts to approximately \$150,000 in the General Fund. Capital requests and infrastructure repair and replacement were delayed in the General Fund.

The total millage rate remained the same in FY17 as adopted in FY16. The millage rate is 17.88 for USD #1, 11.90 mills for USD #2 and 11.00 mills for USD #4. The total General and Urban district subject to the 9 mill cap is 9.00 mills in USD #1, 6.95 mills in USD #2, and 6.80 mills in USD #4.

### Challenges

We continue to struggle for replacement of capital equipment and infrastructure maintenance. The last time significant funding was made available for capital investment was with the 2009 Other Local Option Sales Tax. The Columbus City Council confirmed by resolution to dedicate 70% of the tax to Public Safety and 30% of the tax to Infrastructure. As in the FY16 Adopted Budget, this FY17 Budget also postponed funding for the



Capital Replacement Program in the General Fund. We were able to fund minimal capital requests in other operating funds, but left many justified equipment requests and projects unfunded. Costs of operations remain at a minimal level. As we look to our future, we must be mindful of the potentially costly impact that deferred maintenance on equipment and vehicles or delayed reinvestment in basic infrastructure may pose to us in years ahead.

**Cost Containment Measures**

In order to ensure sustainability of the pension plan, significant pension reform occurred in FY13. The benefits of implementing pension plan reform are already proving to be successful and significant in terms of savings to the City. The UGA pay plan study has now been fully implemented and operational for several years as well. In 2010, the City began paying emergency responders a supplemental pay in addition to their base pay, funded by the Other LOST. Once implemented, the City has expanded the pay supplement to all public safety officers, including those who are not emergency responders. As in the previous eight budget years, in FY17 the Public Safety employees will continue to receive an annual \$3,121 supplement to their annual compensation. It has been debated whether the public safety officers felt this pay supplement was subject to discontinuation, when in fact and in practice the intent has always been for the pay supplement to be considered the same way all pay is considered: permanent but subject to change along with budgetary constraints and funding source availability.

Several cost containment measures were continued in the FY17 budget. All positions that were unfunded during FY16 will continue to remain unfunded during FY17. An “unfunded” vacancy position is one that cannot be refilled during the budget year due to lack of funding for the position, but the position remains an authorized position that may or may not be funded in subsequent budget years. These unfunded vacancies are in general government, as opposed to public safety, positions. This measure results in substantial annual savings in the General Fund.

In addition to continuing unfunded vacancies, the City has also made the decision to continue to defer major maintenance to its facilities and to delay any significant capital investment in its facilities or infrastructure indefinitely. The aging and deteriorating condition of some of the City’s buildings and other facilities is of grave concern; however, the austere budget circumstances in which we find ourselves year after year simply do not allow the City to invest in its own facilities at this time.

**Budget Process**

Early in the budget preparation period, we forecasted that revenues would not fully support the operations of the government. The combination of reducing expenditures, unfunding vacancies, delaying capital and infrastructure purchases, reducing subsidies to other funds and agencies, revising healthcare plan design and maintaining contribution levels, preserving General Fund-Fund Balance, implementing fee adjustments for select services, and utilizing one-time revenues allowed us to balance the budget during this economic time. An increase of 1.75% in the tax digest for FY17 is estimated and a 96% collection rate is projected. The departments in the General Fund maintained the same operating budget as FY16, with a few exceptions. With departments/offices essentially operating at the same level as FY16, departments will have the extraordinary challenge of providing more, in most cases, with continued static financial resources and fewer human resources. Some departments will continue to leave positions un-funded and postpone filling any vacant positions, reduce or eliminate part time or overtime hours, make strategic changes to their scheduling and shifts, and evaluate operational priorities in order to remain within their allocated budgets.

The following chart details the Adopted Operating Budget for FY17. The left columns identify the funding for each fund, and the right columns show the appropriation for each fund in comparison with the adopted budget for FY16. The Fund Balance column identifies those funds that requires fund balance to balance their appropriations which would only apply to the Debt Service Fund and the Trade Center Fund in FY17.



**FISCAL YEAR 2017  
SUMMARY OF FUNDS AND APPROPRIATION**

TOTAL FUNDING			TOTAL APPROPRIATION			
FUNDS	FY17 REVENUE	FUND BALANCE	TOTAL	FY17 BUDGET	FY16 ADOPTED	% CHANGE
General	\$150,457,471	0	\$150,457,471	\$150,457,471	\$150,925,421	-0.31%
Stormwater	5,470,209	0	5,470,209	5,470,209	5,366,111	1.94%
Paving	15,540,704	0	15,540,704	15,540,704	15,280,919	1.70%
Medical Center	14,253,667	0	14,253,667	14,253,667	13,959,759	2.11%
Integrated Waste	12,529,000	0	12,529,000	12,529,000	11,375,000	10.15%
E911	3,999,692	0	3,999,692	3,999,692	3,958,789	1.03%
Debt Service	12,601,488	104,132	12,705,620	12,705,620	11,736,755	8.25%
Transportation	7,739,174	0	7,739,174	7,739,174	6,685,248	15.76%
Parking Mgmt	340,400	0	340,400	340,400	393,273	-13.44%
Trade Center	2,880,411	290,000	3,170,411	3,170,411	2,649,791	19.65%
Bull Creek	1,331,050	0	1,331,050	1,331,050	1,248,800	6.59%
Oxbow Creek	497,000	0	497,000	497,000	490,500	1.33%
Civic Center	5,370,445	0	5,370,445	5,370,445	5,428,000	-1.06%
Econ Dev Auth	2,275,611	0	2,275,611	2,275,611	2,226,627	2.20%
<b>Sub-TOTAL</b>	<b>\$235,286,322</b>	<b>\$394,132</b>	<b>\$235,680,454</b>	<b>\$235,680,454</b>	<b>\$231,724,993</b>	<b>1.71%</b>
2009 Other LOST	34,333,333	0	34,333,333	34,333,333	34,000,000	0.98%
<b>TOTAL</b>	<b>\$269,619,655</b>	<b>\$394,132</b>	<b>\$270,013,787</b>	<b>\$270,013,787</b>	<b>\$265,724,993</b>	<b>1.61%</b>
Health	24,794,849	0	24,794,849	24,794,849	21,632,650	14.62%
Risk Management	4,884,906	0	4,884,906	4,884,906	5,486,983	-10.97%
CDBG	1,375,681	0	1,375,681	1,375,681	1,311,557	4.89%
WIOA	3,691,125	0	3,691,125	3,691,125	3,609,420	2.26%

The total operating budget is \$270,013,787 excluding WIOA, Community Development Block Grant, Risk Management and Health Insurance Fund. WIOA and Community Development Block Grant have different budget cycles due to federal regulations; an estimated budget is incorporated in the regular budget process. Budget adjustments for these funds will be forwarded to Council in the Fall.

**Assessment**

The Columbus Consolidated Government offers an array of services to its residents including public safety, judicial, parks and recreation, sanitation and general government operations. At the time of consolidation in 1971, the government recognized that not all citizens within Muscogee County would receive equivalent levels of service. In recognition of this disparity, specific tax districts were established to levy taxes in direct proportion to services provided within each taxing district.

Currently, there are three urban service districts (USD1, USD2, and USD4), not including the special districts created for the Business Improvement District. The assessment and millage set for the primary three districts are distinguished by the services provided to each district: general services and urban services. The general services are provided to the total area of Muscogee County as fixed and established on the effective date of the last amendment to the charter. Functions and services provided to the general service district are commonly available and accessible or otherwise provided to all residents throughout the total area of the county. Examples are judicial services, parks and recreation, city administration, certain police services, health facilities and incarceration facilities. Urban service districts provide more comprehensive and intensive levels of governmental duties. Examples are fire protection, police patrol services and street maintenance. The total millage for urban and general service plus transportation services has a nine-mill cap not including debt service, Medical Center appropriation, and road and stormwater (sewer) millages.

The criterion for calculating the millage rate in each district is outlined below.

**General Service** - Services are of equal level throughout the county. Taxes are levied on all Muscogee County property owners.

**Medical Center Tax** - A three-mill levy is assessed with revenue paid to the Hospital Authority for medical care of county residents who cannot afford medical treatment.

**METRA** - This tax is levied to subsidize mass transit in the city. Taxes are levied after all other income from fares and other service charges and other governmental entities are calculated.

**Urban Service** - Services are diverse in various sections of the county. Taxes are levied proportionately on property owners of each district based on the level of service.

**Fire Tax** - The millage rate is dependent on the Fire Department's ISO rating for each district. The ISO rating is the same throughout all of Muscogee County.

**Patrol Services** - The tax rate is calculated according to the median response time on all police calls.

**Stormwater (Sewer)** - The tax rate is calculated according to the number of miles of public roads and streets in the district, which are maintained at local expense.

**Street Maintenance** - The tax rate is calculated according to the number of miles of public roads in each district per acre of land. Taxes are levied in the Paving Fund for this activity.

The chart below shows the distribution of the millage among districts.

TAX MILLAGE COMPARISON FY16 ADOPTED TO FY17 ADOPTED									
	URBAN SERVICE DISTRICT #1			URBAN SERVICE DISTRICT #2			URBAN SERVICE DISTRICT #4		
	FY16 Adopted	FY17 Adopted	Change	FY16 Adopted	FY17 Adopted	Change	FY16 Adopted	FY17 Adopted	Change
Total General and Urban	8.18	8.18	0.00	6.13	6.13	0.00	5.98	5.98	0.00
METRA	0.82	0.82	0.00	0.82	0.82	0.00	0.82	0.82	0.00
Total Subject to Cap	9.00	9.00	0.00	6.95	6.95	0.00	6.80	6.80	0.00
Stormwater (Sewer)	1.24	1.24	0.00	0.20	0.20	0.00	N/A	N/A	N/A
Paving	3.44	3.44	0.00	0.55	0.55	0.00	N/A	N/A	N/A
Medical Center	3.00	3.00	0.00	3.00	3.00	0.00	3.00	3.00	0.00
Economic Development	0.50	0.50	0.00	0.50	0.50	0.00	0.50	0.50	0.00
Total M & O	17.18	17.18	0.00	11.20	11.20	0.00	10.30	10.30	0.00
Debt Service	0.70	0.70	0.00	0.70	0.70	0.00	0.70	0.70	0.00
Total Tax Rate	17.88	17.88	0.00	11.90	11.90	0.00	11.00	11.00	0.00

In Urban Service District #1, which encompasses most of the community's land area, the millage rate will be 17.88 mills. Funding is continued for economic development activities. In Urban Service District #2, which extends along the northern boundary of Columbus, the tax rate will be 11.90 mills. In Urban Service District #4, which is presently limited to some small parcels near the Fort Benning reservation, tax rate will be 11.00 mills. Under the requirements of the Taxpayer Bill of Rights, three public hearings will be held in order for citizens to discuss the changes in the tax rate.

### **Personnel Changes and Employee Compensation**

Each year, a major portion of the budget is allocated to personnel costs. In FY17, that percentage will reach approximately 57%. The City increased its annual health care contribution from \$5,650 to \$6,100 per full time budgeted position. Employee premium contributions will continue to reflect a shared contribution strategy of 70% employer contribution applied across all plans as well as plan adjustments to provide a premier health insurance plan for employees and their qualified dependents. Employee's spouses that have access to an employer sponsored health insurance plans must pay a spousal surcharge to be included in the City's health insurance plan. The establishment of the Health and Wellness Center, which opened in May, 2013 and now available to all plan participants, is expected to continue to assist with controlling the rising costs of healthcare through improved employee health status and improved control over chronic conditions like high blood pressure, diabetes, and high cholesterol. Staff will continue to pursue development of "tools" to help our employees make better health choices based on education and cost cutting strategies. All elected officials whose pay is tied directly to the State of Georgia's Merit System saw an increase in their pay beginning January 1, 2016. All other elected officials, general government employees, and public safety employees will have no incremental merit based increase to their pay in this budget. The only concession made in this budget was a cost of living adjustment for General Government and Public Safety employees of 2.00% effective January 2, 2017, and retired employees of 0.25% effective January 1, 2017. The Public Safety employees continue to receive an annual \$3,121 supplement. Other personnel adjustments are outlined in the Personnel Section of this document.

### **Capital Projects and Capital Outlay**

The FY17 budget includes \$5,680,863 in capital improvements projects and \$6,137,772 for capital outlay across all operating funds. Funding has been included for road resurfacing, and pipe rehabilitation and replacement. Details of the capital improvement projects are found in Capital Improvement Projects Section. The Capital Outlay is detailed in the Appendix.

### **Departmental Highlights**

Listed below are the major budget highlights for each department. Due to the required annual contribution for pension, some departmental budgets have decreases in personnel costs and an overall budget reduction. This does not reflect a staffing or operational reduction. Major changes beyond personnel are identified with additional details contained in the Departmental Summaries Section of the document.

- ◆ The Legislatives' FY17 funding level is \$527,323, a 0.49% decrease from the FY16 adopted budget. This department includes the Council and the Clerk of Council divisions.
- ◆ The Executive's FY17 funding level is \$1,303,576, a 2.28% decrease from the FY16 adopted budget of \$1,333,953.
  - ◆ The Mayor's Office decreased by 2.70% from \$296,399 to \$288,395.
  - ◆ The funding level for the Internal Auditor's Office is \$177,214, a 9.57% decrease from the FY16 adopted budget of \$195,968.



- ◆ The Crime Prevention/Intervention program will also receive funding from the Other Local Option Sales Tax in the amount of \$837,967, a 0.43% decrease over FY16.
- ◆ The City Attorney's Office FY17 funding level is \$707,994, a 0.03% decrease from the FY16 adopted budget.
- ◆ The City Manager's FY17 funding level is \$1,288,890, a 0.61% decrease from the FY16 adopted budget. This department includes the City Manager's Office, Mail Room, Public Information, and Citizen Service Center.
- ◆ Finance's FY17 funding level is \$2,261,597 a 0.24% decrease from the FY16 adopted budget. This department includes the Director's Office, Accounting, Revenue, Financial Planning, Cash Management and the Purchasing divisions.
- ◆ Information Technology's FY17 funding level is \$5,296,932, a 39.10% increase from the FY16 adopted budget. This increase is due to the transfer of the Geographic Information Systems division from the Engineering to Information Technology and the annual Microsoft Licensing Fee. The Information Technology Department will also receive funding from the Other Local Option Sales Tax (Infrastructure) in the amount of \$1,091,254, up by 81.88% from FY16 due to the necessity of critical technology infrastructure. \$635,000 of FY17's Other Local Option Sales Tax allocation is for the implementation and upgrade of the Finance/Payroll/HR System.
- ◆ Human Resources' FY17 funding level is \$2,035,430, a 3.60% increase from the FY16 adopted budget. This department includes the Administration and Employee Benefits divisions.
- ◆ Inspections and Code Enforcement's FY17 funding level is \$1,666,805, a 1.49% decrease from the FY16 adopted budget. This includes the Inspections and Code Enforcement Department and Print Shop.
- ◆ The Planning Department's FY17 funding level is \$262,875, a 1.29% decrease from the FY16 adopted budget.
- ◆ The Community Reinvestment funding level is \$140,517, a 0.82% increase from the FY16 adopted budget amount.
- ◆ Engineering Department's FY17 funding level is \$1,619,964, a 10.61% decrease from the FY16 adopted budget. This department includes Traffic Engineering and Radio Communications divisions. This decrease is due to staffing level changes in the Radio Communications division because of the radio maintenance agreement established with Motorola through the Motorola Migration Assurance (MAP) Plan and also due to the transfer of the Geographic Information Systems division from Engineering to Information Technology. In addition to the aforementioned divisions, which are funded in the General Fund, this department manages divisions funded in the Stormwater (Sewer) and Paving Funds. Engineering Department's Drainage Division will operate with \$745,379, a 3.59% increase from FY16's adopted budget, and the Highways & Roads Division will operate with \$1,182,662, a 15.37% increase from FY16's adopted budget. Engineering also receives an allocation of \$1,900,000 from the Other Local Option Sales Tax, a 7.45% decrease from the amount allocated in FY16.
- ◆ Public Works' FY17 funding level is \$8,228,776, a 1.11% decrease from the FY16 adopted budget. This department includes the Director's Office, Fleet Management, Special Enforcement, Cemeteries, Facilities Maintenance, and Other Maintenance & Repairs divisions. Besides managing the



aforementioned divisions, which are funded in the General Fund, the department manages divisions in other Operating Funds that are listed below: Two divisions, Stormwater Maintenance and Other Maintenance & Repairs, operate with \$3,351,541 in the Stormwater Fund. This allocation is a 1.54% increase from the FY16 adopted budget for Public Works' stormwater construction and maintenance activities. The Public Works' Department will also receive funding from the Other Local Option Sales Tax in the amount of \$474,410 for Facility Improvements and \$130,956 for OLOST supplements for correctional officers.

- ◆ Four divisions; Streets, Urban Forestry & Beautification, ROWM Community Services, and Other Maintenance & Repairs, operate with \$11,703,796 in the Paving Fund. This allocation is a 7.71% increase over the FY16's adopted budget for Public Works' paving and maintenance activities.
- ◆ Six divisions; Solid Waste Collection, Recycling, Granite Bluff Inert Landfill, Oxbow Meadow Inert Landfill, Pine Grove Landfill, Recycling, and Other Maintenance & Repairs, operate with \$11,294,887 in the Integrated Waste Management Fund. This allocation is a 10.90% increase from the FY16 adopted budget for Public Works' waste management program and maintenance activities. This increase is due to the purchase of 33 Garbage Trucks through a capital lease program which is offset by a \$2 per month increase in residential collection rates.
- ◆ Other Maintenance & Repairs is budgeted in the Transportation (METRA) Fund for \$15,000 and in the Civic Center Fund for \$100,000, representing no changes from the FY16 Adopted budget amounts.
- ◆ Parks & Recreation's FY17 total funding level is \$11,045,816, a 1.23% increase from the FY16 adopted budget. This department includes the Director's Office, Park Services, Recreation Services, Community Schools, Athletics, Therapeutics, and Special Facilities (Memorial Stadium, Golden Park, Cooper Creek Tennis Center, Aquatics, Columbus Aquatics Center, Pottery Shop, Lake Oliver Marina and Senior Citizen's Center divisions). In addition to the aforementioned divisions, which are funded in the General Fund, the department also manages the program listed below:
  - ◆ Parks Refuse Collection operates with \$83,148 in the Integrated Waste Management Fund. This allocation is a 1.61% decrease over last year's budget for Parks & Recreation waste management program activities.
  - ◆ The Parks & Recreation Department will also receive funding from the Other Local Option Sales Tax in the amount of \$51,589 for OLOST supplements for correctional officers, a decrease of 1.16%.
- ◆ Cooperative Extension Services' FY17 funding level is \$137,865, no change from the FY16's adopted budget. The staff members are state employees, but the Consolidated Government supplements seven salaries.
- ◆ Boards & Commissions' FY17 funding level is \$2,797,180, a 13.84% decrease from the FY16 adopted budget due to the property reappraisal contract. There also is a Presidential Election taking place in this fiscal year. This department includes the Board of Tax Assessors and the Board of Elections and Registration.
- ◆ Police Services' FY17 funding level is \$27,622,100, a 1.16% decrease from the FY16 adopted budget. This department includes the Chief of Police, Intelligence/Vice, Support Services, Field Operations, Office of Professional Standards, Administrative Services, and Investigative Services divisions.

Besides managing the aforementioned divisions, which are funded by the General Fund, the department manages the emergency call center (E911).

- ◆ The Police Department will also receive funding from the Other Local Option Sales Tax in the amount of \$9,891,467, a 1.23% increase from FY16.
- ◆ The Emergency Call Center (E911) operates with \$3,999,692 in the Emergency Telephone Fund. This allocation is 1.03% more than last year's budget for E-911 activities. Operational costs continue to grow more rapidly than funding appropriated from the \$1.50 surcharge on land-based telephone lines. Additionally, the \$1.00 surcharge on cellular telephones, effective November 1, 1998, helped offset the expenditures needed to keep pace with operational costs. The transfer from the Other Local Option Sales Tax Fund in FY17 is \$1,069,692. The E911 operations will also receive funding from the Other Local Option Sales Tax in the amount of \$704,739 for personnel and a lease agreement for the upgrade of the E911 system.
- ◆ Fire and Emergency Services' FY17 funding level is \$24,374,897, reflects a 1.94% decrease from the FY16 adopted budget. This department includes the Chief of Fire and EMS, Suppression and EMS, Training, Prevention, Hazardous Materials Response Team, Maintenance, Special Operations, Administrative Services, Logistics/Support, and Emergency Management divisions. The Fire Department will also receive funding from the Other Local Option Sales Tax in the amount of \$3,086,728, a 8.50% decrease from the FY16 Adopted Budget.
- ◆ The Muscogee County Prison's FY17 funding level is \$7,936,560, a 0.35% increase from the FY16 adopted budget. The Muscogee County Prison will also receive funding from the Other Local Option Sales Tax in the amount of \$736,506 for personnel and capital, a 9.97% increase.
- ◆ The Superior Court Judges' FY17 funding level is \$1,293,906, a 0.60% increase from the FY16 adopted budget.
- ◆ The District Attorney's FY16 funding level is \$2,190,255, reflects a 2.34% decrease from the FY16 adopted budget. The District Attorney's Office manages the Victim/Witness Assistance Program, which is partially funded by the Crime Victim Surcharge. The Victim Witness Program's FY17 funding level is \$163,896. This allocation reflects a 1.60% decrease from FY16's adopted budget. The remaining balance of the 5% surcharge will be carried forward at the end of the fiscal year. A portion of this budget is funded by proceeds of a 5% surcharge assessed on all court fines levied in the Chattahoochee Judicial Circuit. The District Attorney will also receive funding from the Other Local Option Sales Tax in the amount of \$154,165 for personnel.
- ◆ Adult Probation's FY17 funding level is \$127,150. This allocation reflects a 5.29% decrease from the FY16 adopted budget.
- ◆ The Jury Manager's FY17 funding level is \$447,203. This allocation reflects a 8.88% increase from the FY16's adopted budget. This increase is due to petit jury fee increases related to the number of judges holding court and the need for additional jurors.
- ◆ The Juvenile Court's FY17 funding level is \$669,325, a 5.94% decrease from the FY16 adopted budget.
- ◆ The Circuit Wide Juvenile Court's FY17 funding level is \$295,680, a 2.41% increase from the FY16 adopted budget.



- ◆ The Clerk of Superior Court's FY17 funding level is \$1,932,979 which is a .62% decrease from the FY16 adopted budget. The budget for Juvenile Court Clerk was transferred to Juvenile Court in FY16. The Clerk of Superior Court became responsible for the Board of Equalization effective January 1, 2011 with a FY17 funding level of \$86,699.
- ◆ State Courts' FY17 funding level is \$1,677,500, a 0.10% increase from the FY16 adopted budget. This department includes State Court Judges and the State Court Solicitor's Office. The State Court Solicitor's Office will also receive funding from the Other Local Option Sales Tax in the amount of \$221,453 for personnel.
- ◆ The Public Defender's FY17 funding level is \$1,683,170, a 2.40% increase from the FY16 adopted budget. The Indigent Defense Act was effective on January 1, 2005, which required the consolidation of Public Defender services in Superior and Juvenile Courts. This includes the Circuit Wide Public Defender and the Muscogee County Public Defender. The Circuit Wide Public Defender will also receive funding from the Other Local Option Sales Tax in the amount of \$146,710 for contractual services. The increase is due to salary and benefit increases for the Public Defenders.
- ◆ Municipal Court's FY17 funding level is \$2,186,124, a 0.50% increase from the FY16's adopted budget. This department includes Municipal Court Judge, Clerk of Municipal Court and the Municipal Court Marshal. Their budgets are detailed below:
  - ◆ The Clerk of Municipal Court's FY17 appropriation is \$744,961, a 0.89% increase from the FY16 adopted budget. The Clerk of Municipal Court will also receive funding from the Other Local Option Sales Tax in the amount of \$91,913 for personnel, a 2.26% decrease over the FY16 adopted budget.
  - ◆ The Municipal Court Marshal's FY17 appropriation is \$1,073,786, a 0.14% decrease from the FY16's adopted budget. The Marshal will also receive funding from the Other Local Option Sales Tax in the amount of \$320,491 for personnel, a 0.02% increase over the FY16 adopted budget.
  - ◆ The Municipal Court Judge's budget is \$367,377, a 1.58% increase from the current adopted budget.
- ◆ The Probate Court's FY17 funding level is \$433,264, a 1.20% decrease from the current adopted budget. The Probate Court will also receive funding from the Other Local Option Sales Tax in the amount of \$43,151 for personnel.
- ◆ The Muscogee County Sheriff's Office's FY17 funding level is \$24,731,966, a 0.07% decrease from the FY16 adopted budget. This department includes the Sheriff Administration, Operations, Detention, and Motor Transport divisions. The Sheriff's Office will also receive funding from the 2009 Other Local Option Sales Tax in the amount of \$2,838,369, a 1.10% decrease over the FY16 adopted budget amount.
- ◆ The Tax Commissioner's Office's FY17 funding level is \$1,604,376, a 0.25% decrease from the current adopted budget.
- ◆ The Coroner's Office's FY17 funding level is \$289,164, a 0.05% increase from the FY16 adopted budget. The Coroner's Office will also receive funding from the Other Local Option Sales Tax in the amount of \$7,937 for personnel.

- ◆ The Recorders' Court has an FY17 funding level of \$873,798. This reflects a 0.28% decrease from the FY16 adopted budget amount. The Recorders' Court also receives funding of \$77,696 from the Other Local Option Sales Tax, a decrease of 0.90% under the prior year allocation.
- ◆ The Consolidated Government provides funding to diverse community organizations. The Agency's FY16 funding level is \$1,275,759, 1.47% lower than the total amount provided for in the FY16 adopted budget.
- ◆ The Medical Center's FY16 funding level is \$14,253,667. This appropriation reflects a 2.11% increase over the FY16 adopted budget. The Consolidated Government provides this funding to account for inpatient hospital and outpatient healthcare to its indigent citizens and inpatient and outpatient healthcare for its prisoners. The agreement was renegotiated and the city remits only what is collected of the 3 mills levied.
- ◆ Debt Services' FY17 funding level is \$12,705,620, a 8.25% increase from the FY16 adopted budget. This appropriation is scheduled to fund general bond obligations, lease contracts with the Columbus Building Authority, and other debt obligations.
- ◆ Transportation Services' FY17 funding level is \$7,739,174, a 15.76% increase from FY16's Adopted Budget. This increase is due to TSPLOST funding being incorporated in Metra's FY17 budget. This department includes the Director's Office, Operations, Maintenance, Dial-A- Ride, and Grant Management and Planning divisions. Besides managing the aforementioned divisions, which are funded by the Transportation Fund, Metra also manages parking activities. The Transportation Services Department will also receive funding from the Other Local Option Sales Tax in the amount of \$3,969.
- ◆ Parking Management's FY17 funding level is \$340,400, a 13.44% decrease from the FY16 adopted budget. There are no subsidies from the General Fund adopted in this budget for Parking Management. Also parking fines will increase from \$30 to \$40 per violation in this adopted budget. This division is responsible for the Parking Garage and Parking Enforcement. This division has taken on the management responsibility of the Front Avenue Parking Garage, Bay Street Parking Garage, and the new Citizen Services Center Parking Garage in May 2013.
- ◆ The Columbus Ironworks Convention and Trade Center's FY17 funding level is \$3,170,411, a 19.65% increase from the FY16's adopted budget. This department is budgeted as an enterprise fund, where \$770,000 and \$610,000 in revenue are projected from Beer and Hotel/Motel Taxes respectively. The remainder of the budget will be funded by various activities and events.
- ◆ Columbus' Golf Authority's FY17 funding level is \$1,828,050, a 5.15% increase from the FY16 adopted budget. The increase is due to an increase in revenues generated at each facility. The authority includes Bull Creek and Oxbow Creek Golf Courses. This budget includes an operational subsidy to Oxbow Creek of \$250,000 and to Bull Creek of \$50,000 from the General Fund.
- ◆ The Civic Center's FY17 funding level is \$5,370,445, a 1.06% decrease from FY16's adopted budget. The Civic Center receives a percentage of the Hotel/Motel Tax collected, totaling \$1,220,000. There is no subsidy from the General Fund in this adopted budget.
- ◆ Employee Health Insurance Fund's FY17 funding level is \$24,794,849 reflecting a 14.62% increase from the FY16 adopted budget. The City's contribution will be \$6,100 per employee in FY17. This fund only includes the City's plan. Effective January 1, 2015, employees of Muscogee Manor are no longer members of the City's plan.



- ◆ Risk Management's FY17 funding level is \$4,884,906, down 10.97% under the FY16 adopted budget. The Risk Management fund includes allocations for risk management as well as workers' compensation.
- ◆ Economic Development' budget increased to \$2,275,611, an increase of 2.20% over the FY16 adopted budget amount. The amount is determined by an estimate of 0.50 mills. The total of 0.50 mills includes 0.25 mills dedicated to the Development Authority for new and ongoing economic development activities, an annual payment in the amount of \$800,000 for the NCR and BC/BS projects (Year 2 of 10) and a reserve of \$337,805. Annual appropriation and allocation of the Economic Development Fund is at the discretion of Council.
- ◆ Workforce Innovation & Opportunity Act (WIOA), also formerly known as the Job Training Partnership Act (JTPA) will have a budget of \$3,691,125, an increase of 2.26% over FY16. Since this is a federally funded program, its program year overlaps with the City's fiscal year. Revisions will be forthcoming in the fall to adjust the funding levels when contracts are finalized.
- ◆ The Community Development Block Grant (CDBG) Fund FY17 funding level will be \$1,375,681, an increase of 4.89% from the FY16 adopted budget. This is another federally funded program that overlaps the City's fiscal year where program adjustments will be needed in the fall.

**Conclusion**


The budget reflects the very challenging times we continue to confront. It is essential that we are realistic about the budget decisions ahead of us. The goal is to remain financially stable to endure such extraordinary changes in the economy. As we strive to find more creative ways to deliver services, we will also strive to plan today for a better tomorrow and meet the demands of our valued citizens. The dedication and commitment of the staff to deliver services and sustain the City in these lean times is commendable.

Sincerely,

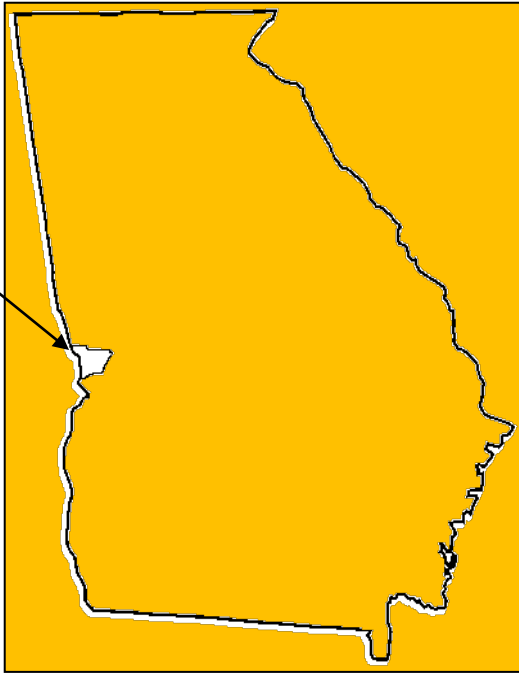


Isaiah Hugley  
City Manager

# Welcome to Columbus, Georgia



Columbus, Georgia  
Muscogee County



## Just the Facts . . .

Located 100 miles southwest of Atlanta  
Longitude: 84° 59' / Latitude: 32° 30'  
Area: 221 Square Miles  
Altitude: 250 feet above sea level  
Climate: Balmy summers / Mild winters  
Average High Temperature: 76.2°  
Average Low Temperature: 55.0°  
Average Monthly Rainfall: 3.9 inches  
Average Annual Rainfall: 46.8"

*Some notable Columbus natives have included Dr. John S. Pemberton, who invented the formula for Coca-Cola; Newt Gingrich, former Speaker of the House of Representatives; and Carson McCullers, who authored the novel "The Heart is a Lonely Hunter."*



## About Us . . .

Current Mayor: Teresa Tomlinson  
Georgia's second largest city  
Georgia's fourth largest metropolitan  
Population: 202,824  
MSA Population: 310,531  
Year Founded/Consolidated:  
1828/1971

*In September 2013, USA Today named the Columbus Whitewater Adventure as one of the Top Man Made Adventures of the World.*



In 2014, Columbus was ranked **#75** on Livability.com's *Top 100 Best Places to Live*. Cited as reasons for Columbus' outstanding livability were its size and diversity, its mostly younger population, and its proximity to a major airport.



# COLUMBUS PROFILE

**N**estled in Piedmont country on the banks of the Chattahoochee River is a town called Columbus. Columbus is one of Georgia's three Fall Line Cities, along with Augusta and Macon. The Fall Line is where the hilly lands of the Piedmont plateau meet the flat terrain of the coastal plain. Because of its unique location, Columbus has a varied landscape that includes rolling hills on the north side and flat plains on the south. It is centered by the Chattahoochee River, a rich natural resource that allowed Columbus to thrive as a milling and textile manufacturing hub in its early years and that provides a variety of opportunities for recreation, sport, and beauty today. Founded in 1828, Columbus was the last planned city of the original thirteen colonies. It was originally inhabited by the Yuchi and Creek Indians and claimed by Spanish missionaries in 1679. Later the French and British discovered it as a strategic trading site. Because of its proximity to the Chattahoochee River, Columbus grew to become a center of shipping and military manufacturing. Before and during the Civil War, Columbus served as a center for arms

manufacturing. Following the Civil War, reconstruction was vigorous and included the building of several factories and the Springer Opera House, which later became the State Theater of Georgia. Continuing its military relationship, the Columbus Soldiers' Aid Society sponsored the nation's first celebration of Memorial after the Civil War. Later in 1918, a small camp became **Fort Benning**, which is now the largest infantry school in the world and home to the Western Hemisphere Institute for Security Cooperation (WHINSEC). Today Columbus is a vibrant community that is rich in culture, economic, educational and recreational opportunities. Its diverse population enjoys the beautiful tapestry that this once textile-mill based city has built using its natural and man-made resources to reach its full potential.



---

## *Columbus and Muscogee County:*

In 1971, the City of Columbus and Muscogee County consolidated to form the first consolidated government in Georgia. The entire county is inside the city limits. Outer areas of the county are classified for taxing purposes as General Service Districts (GSD). The balance of the county is divided into two Urban Service Districts receiving more comprehensive services than GSD. The government has a ten-member council and Mayor. The Council is composed of one member from eight equally divided districts and two at-large districts serving four year terms. The Mayor, who also serves a four-year term, appoints the City Manager pending approval by Council. Open sessions are held by Council on Tuesdays at 9:00 a.m. (2<sup>nd</sup> & 5<sup>th</sup> Tuesdays) and at 5:30 p.m. (1<sup>st</sup> & 4<sup>th</sup>

Tuesdays). According to DCA statistics, the city of Columbus is now the second largest in the state of Georgia with over 200,000 residents. The larger metropolitan area, which consists of Columbus and Phenix City (Alabama), has over 310,000 residents, making this the fourth largest metropolitan statistical area in the state. The Columbus Consolidated Government (CCG) is a full service city providing a wide range of municipal programs and facilities. Services include the following: public safety, recreation and cultural events, transportation, planning and development, road maintenance and general governmental services. Over 3,000 employees work for CCG.

# COLUMBUS PROFILE

**Education:** (see also “Demographics-Education”) The *Muscogee County School District*, consolidated since 1958, has 64 schools with enrollment exceeding 33,000



students. Among its nine high schools, MCSD boasts the nationally acclaimed Liberal Arts College Preparatory Magnet school, ***Columbus High***, which recently was ranked #80 in the country for college preparedness among its graduates. Numerous institutions of higher learning are located in the area as well: ***Columbus State University*** with an enrollment of 8,300 students and ***Columbus Technical Institute***. Within commuting distance of Columbus are six other institutions including ***Auburn University***, ***Troy State*** and ***LaGrange College***.

---

## **Attractions and Landmarks:**

In May, 2013, a long term vision was brought to fruition with the opening of a whitewater rapids course on the Chattahoochee River- the longest urban whitewater venue in the world, boasting high level rapids and exciting runs. A local outfitter has established a well organized guide and equipment system to provide maximum enjoyment for rafters and kayakers. In September, 2013, ***USA Today*** named the Columbus Whitewater adventure as one of the Top Man Made Adventures of the World.

In its first full year of operation, this whitewater rapids course has been burgeoning with activity by locals and visitors alike. The challenging “Cutbait” rapid has become synonymous with the area’s high energy level and exciting pace- an annual music festival has even been established with “Cutbait” in its name. With development and business investment on both sides of the Chattahoochee, it is anticipated that the whitewater attraction will continue to bring visitors to the Columbus area as well as provide meaningful recreation and entertainment to residents of the area.





## COLUMBUS PROFILE



Noteworthy historical sites exist within the county. The ***National Infantry Museum and Soldier Center at Patriot Park*** celebrated its Grand Opening June 19, 2009. It is located in Columbus, Georgia, just outside the gates of Fort Benning, the Home of the Infantry and one of the Army's largest and most highly acclaimed U.S. Army installations. This world-class tribute to Infantrymen past, present and future is the first of its kind in the United States. Throughout the 190,000-square-foot museum, visitors take an interactive journey through every war fought by the U.S. over the past two centuries. The museum tells the heroic story of everyday Infantrymen through an enviable collection of more than 30,000 artifacts. Era galleries trace

Infantry history from before the Revolutionary War to action today in Iraq and Afghanistan. There is a special gallery recognizing Medal of Honor recipients and one that pays tribute to those who love an Infantryman, and the sacrifices they make supporting him. There is an IMAX Theatre, full service restaurant and gift store. Patriot Park includes a parade field for Fort Benning Infantry School graduations, a memorial walk of honor and an authentically recreated World War II Company Street. In 2016, it received additional recognition with being named USA Today Readers' Choice Best Free Museum.



---

The ***Springer Opera House***, built in 1871, is the State Theater of Georgia and offers adult and children's theater. After undergoing major renovations, the Springer is offering more variety shows than ever before. In 2013, the Springer opened the ***Dorothy McClure Children's Theater*** and dramatic learning company adjacent to the historic opera house site. ***Port Columbus***, a national Civil War Naval Museum, hosts hundreds of visitors each year to its unique museum of Civil War relics and battleship reenactments. Visitors are encouraged to visit the ***Columbus Museum*** and the ***Columbus Historical District***, which includes the ***Columbus Ironworks***, built in 1853, and the ***Liberty Theater***. ***Westville***, a living museum which recreates life in the 1800's, recently

announced plans to relocate its unique attraction to Columbus from Lumpkin.



## COLUMBUS PROFILE



The **South Commons** Softball Complex & Stadium, which was built as a venue for the 1996 Summer Olympic Games, hosts a variety of local, regional, and national tournaments. In addition to providing a host site for family entertainment productions like “Disney on Ice,” the **Civic Center** houses two professional sports teams: the **Columbus Cottonmouths**, which play in the Southern Professional Hockey League, and the **Columbus Lions**, a team in the American Indoor Football League. Recently, an **Ice Skating Rink** and the **Jonathan Hatcher Skateboard Park** were added to the campus of the Civic Center, which now encompasses **A.J. McClung Memorial Stadium** and the **Golden Park** baseball complex as well. The Civic Center was also recently recognized as a Silver Bicycle Friendly Business by the League of American Bicyclists.



The **Columbus Ironworks and Trade Center**, which sits overlooking the Chattahoochee River, hosts hundreds of cultural, business and social events each year. Golfing is available to the public at **Bull Creek Golf Course**, a 36-hole premier golf course which is routinely rated among the best public courses in the country. In addition to providing exceptional golf facilities for the public, Bull Creek is host course to the CSU Cougars NCAA Golf Teams as well as several local high school teams, all of which have outstanding records in their respective competitive divisions. Columbus also has a well maintained nine-hole public golf course

Introduction  
Columbus Profile

at **Oxbow Creek**, as well as a number of private and semi-private golf courses around the city. In addition to golf, spring baseball and fall football are spectacular draws with regional college games and highly competitive high school football. Columbus has been home to many successful athletes in baseball, golf, football, and other sports, as well as to several Little League World Championship teams.

The **Coca-Cola Space Science Center** is a state-of-the-art science facility providing spectacular laser light venues and a simulator for manning the space shuttle. The **Rivercenter for the Performing Arts** provides culture, entertainment, and enjoyment for many and has hosted a number of internationally acclaimed performers and musical theater productions.

**Economic Development:** Economic and cultural development continues as an ongoing priority for the Columbus region. During 2015-2016, **Wal-Mart** constructed and opened 4 additional stores to include 3 market grocery stores and 1 supercenter throughout the City. Local growth is fostered by continued investment from corporations with both long standing and newly forged footholds in the area. Continued economic growth has come from investment by **AFLAC**, **Synovus**, **TSYS**, **WellPoint**, **Columbus Regional Healthcare**, **Columbus State University**, and **St. Francis Hospital**, to name just a few.

The jewel at the center of Columbus is undoubtedly the beautiful and vibrant **Chattahoochee River**. On both sides of the riverbank, there has been enormous investment to provide premier biking and walking trails and whitewater rafting facilities to Columbus residents and visitors. Collectively these facilities are referred to as simply, “the **Riverwalk**.” There are more than 18 miles of paved and brickwork pathways along each side of the river, as well as an amphitheater on the Phenix City (Alabama) side of the river. Within the past several

## COLUMBUS PROFILE

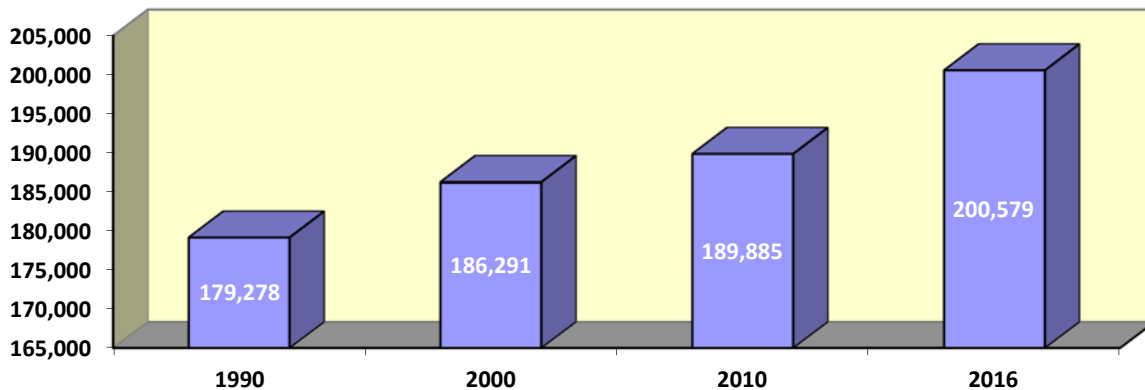
years, corporate investment along the Chattahoochee has increased with the development of the **Synovus** Corporate building, the expansion of the **TSYS** campus, and the development of upscale residential loft housing in buildings that formerly housed textile mills. **Columbus State University** has become a premier development force in the Uptown area, with investment in student housing and services as well as its continued investment with programming that enriches its students and the community alike, such as the **Schwob School of Music** and the **Rankin Arts Center**. To continue the City's investment in the economic, recreational and cultural vitality of the region it serves, the Columbus Consolidated Government has recently opened two new facilities in the midtown area of Columbus: a competition quality **Aquatics Center** and the **City Services**

**Center**, which houses a number of city and county services directly utilized by the public. Both facilities are state of the art and are architecturally and aesthetically compatible with the **Columbus Public Library** and the **Muscogee County School District** headquarters near which they are located. It is anticipated that the natatorium will be the host site for local, regional and national swimming and diving competitions as well as provide a swimming facility for the public to use for exercise, wellbeing, and recreation. The Citizens Services Center, located adjacent to the natatorium and near the MCSO buildings, houses the Tax Commissioner's Office, the Citizen's Information (311) Center, the Council Chambers, and the Revenue Division of the Finance Department. There are also several public-use rooms for community use.

---

### ***D*emographics:**

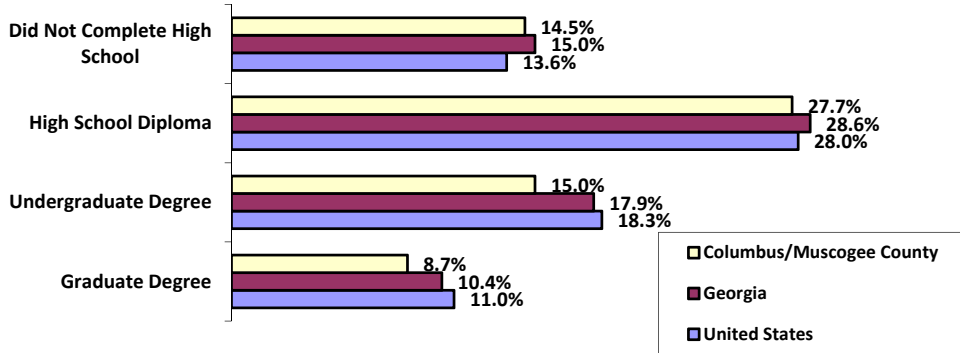
Columbus has seen steady population growth over the past twenty years. Since 1990, the population has steadily increased from 179,278 in 1990 to 200,579 in 2016, as shown in the chart below.



Sources: U.S. Census Bureau, 1990, 2000 and 2010 Census. Georgia Department of Community Affairs (May, 2016).

# COLUMBUS PROFILE

**Education Levels:** Muscogee County compares relatively on par with the state of Georgia as a whole and the United States as a whole when it comes to the education status of its residents. 27% of Muscogee County residents have completed high school as compared to 28% in Georgia and 28% in the US. Muscogee has considerably lower numbers of residents who have graduated with an undergraduate degree from college than the US. The chart below depicts Muscogee County's education status relative to the other groups:



Source: U.S. Census Bureau, 2010-2014 American Community Survey 5-Year Estimates

**Gender and Age:** The population is trending toward more women relative to the number of men. Many young professionals begin their family life in Columbus. The average age in Columbus is a youthful 33.3 years of age. This number is approximately 4.1 years less than the U.S. average. This shows Columbus as a strong center for vitality and spirit within Georgia and the surrounding areas. No doubt the sustained investment in the quality of life in the Columbus region has served to attract and retain young families in the area.

**Ethnicity:** Columbus is made up primarily of three ethnicities: African-American/Black (44.8%), Caucasian/White (46.4%), and Hispanic/Latin American (7.1%).

---

## **W**ealth:

Columbus' steady population growth protected us from the severe swings seen recently in the U.S. real estate market. Median values of Columbus homes have not seen the dramatic increases as seen in the rest of the country. Median home value grew 37.8% between 2000 and 2010 in Columbus.

The U.S. average grew 33.5% in the same time period. Therefore, Columbus' housing market is growing at a faster pace when compared to the national average. Columbus' median income increased 5.8% between 2000 and 2010. This is lower than the U.S. average of 17.4% in the same period.

---

## **E**conomy:

Columbus' regional economy has historically been founded in manufacturing, but in recent years there has been a slight shift in Columbus' economic picture. Columbus is Introduction  
Columbus Profile

home to AFLAC, Carmike Cinemas, RC Cola, Total Systems (TSYS) and United Technology's Pratt and Whitney. In the past several years, international corporations such



## COLUMBUS PROFILE

as Kia and Hyundai, and the ancillary companies which provide products and support services to those companies, have made significant regional investment in the area. TSYS has completed its state-of-the-art uptown campus along the Chattahoochee River, a monument to the progress and development of the uptown area. The community has seen expansions in service areas and downsizing in traditionally manufacturing areas. Whatever the reason, the area continues to rebound and keep surging forward. Efforts to recruit and retain companies are championed by the Economic Development division of the Greater Columbus Chamber of Commerce, the River

Valley Partnership, and other planning and development entities. Commercial and retail trade, as well as professional services, has attracted customers throughout the region, making Columbus a destination hub for the surrounding counties. In 2014, Columbus was ranked 75<sup>th</sup> in the nation for *Livability.com's* "**Top 100 Best Places to Live.**" Cited as reasons for Columbus' outstanding "livability" ranking were its size, the diversity of its population, the relative youth of its population, and its proximity to a major international airport (in Atlanta).



### ***Future Growth:***

As part of the Georgia Transportation Act of 2010, Columbus residents voted to participate in the Transportation Special Local Option Sales Tax ("TSPLOST"). Columbus/Muscogee County is part of the River Valley region, a 16-county region in west central Georgia. Proceeds from the TSPLOST will finance major construction projects related to transportation infrastructure. There has also been research done into the feasibility of a high speed rail connection from the River Valley to and from Atlanta.

The development of the longest urban whitewater rafting venue in the world, which opened in May 2013, has exceeded the community's expectations for impact on local business and economic benefit to the City and its residents as visitors and residents alike come to experience the exciting rapids. Combined with the significant investment in the Uptown Columbus area, which includes student housing and services for CSU as well as a number of restaurants, specialty stores and retailers, the whitewater venue has solidified Columbus' distinction as a recreational and cultural destination site for visitors and residents in the years ahead.

With expansion from AFLAC, Wellpoint, Carmike Cinemas, TSYS, Cessna and the U.S. Department of Defense's Base Realignment and Closure (BRAC) program, Columbus was expected to grow by 30,000 people, or 16%, by the end of 2012. Actual growth from BRAC has been sporadic and somewhat difficult to quantify, but growth has been steady and sustained for the past decade at least. Currently, city leadership is taking an active stance in the forthcoming discussions regarding future growth or realignment at Ft. Benning at the national level. Continued investment in necessary infrastructure, such as roads, bridges, intersections, the Riverwalk and the new city buildings in midtown, are vitally important to sustained economic growth, but must also be staffed and maintained for years to come. Budgets must include these facts and prepare for future strain on the infrastructure of Columbus with increased public service and public safety needs. New housing and commercial development trends continue to grow. CCG continues to fund capital projects to spur development in the downtown area and economically disadvantaged areas. The success of the past is transforming the future.

## IMPACTS TO BUDGET

---

### ***Impacts on the FY17 Budget:***

#### ***Fund Balance Reserves:***

During this budget cycle, significant attention was given to the declining number of reserve days, specifically in the General Fund, that the City has experienced during the past several fiscal cycles. Economic pressures from flat (or declining) revenues coupled with ever rising costs of providing city services have forced the City to rely on fund balances, particularly in the General and Other LOST funds, to balance its operating budget. While Operating Budgets are just that- estimates- and no assurance can be made regarding the number of days cash on hand that the City will have as the result of implementing this Budget, it is important to advance the City's efforts to reduce reliance on fund balance, and, at some point, begin adding to rather than taking away from City reserves. Therefore, City Council, the Mayor and others involved in the Budgetary Process were conscious of the issues surrounding General Fund reserve days and the changes in fund balance that the City has seen over time while deliberating and ultimately adopting this operating budget. This budget reflects those efforts to preserve fund balance by reducing reliance on reserves to meet expenditures and obligations.

In preparing the FY17 budget, the City resolved itself to making systemic economic changes in order to minimize its dependency on using fund balance. The City had, in prior years, already taken some measures to reduce systemic operating deficits by reforming its Employee Pension Plan, establishing employee healthcare and wellness initiatives including its Health and Wellness Center (a primary care physician practice for use exclusively by City employees and their families), and revising its Workers Compensation Administration oversight and management structure. For FY17, the City introduced more systemic operational improvements by revising its healthcare coverage benefits and plan designs, lowering its subsidies for certain city amenities, community agencies and attractions, deferring Cost Of Living Adjustment (COLA) payments to employees and retirees to January, 2017, and deferring capital investment except for the most necessary of road and sewer maintenance and projects funded by other, non-operating sources.

#### ***Expenditure Reductions:***

After determining the global and systemic changes that could be introduced to curb expenditures, most departments were then asked to operate at the same level of funding as their FY16 Adopted Budgets. Some departments were able to meet their funding expectations by not filling vacant positions, leaving those positions "unfunded" for some or all of FY17. Other departments will have to continuously monitor their operational expenditure targets in order to remain at FY16 levels.

The FY17 Budget includes consideration for staffing and maintaining facilities, such as the Columbus Aquatic Center and the service enhancements for Metra Transportation System. Other significant maintenance considerations are given to the many public services and quality of life services that the City provides to its citizens and visitors. The Aquatics Center, the community pool centers, ball fields, the Riverwalk and golf courses, for example, are public amenities that enrich the lives of our citizens, but they can be expensive to maintain. Revenue growth is expected from some of the new amenities but it will take time for those revenue sources to mature.

# IMPACTS TO BUDGET

---

**Revenue Considerations:**

Expenditure controls are only a part of the response necessary for the City to operate within its means. Despite the strong positives on the economic development side, Columbus continues to be faced with the harsh economic reality that its primary funding sources have been flat or shrinking due to several key factors: (1) the sustained economic impacts stemming from the recession, which began in 2008; (2) a property tax freeze that places a ceiling on the property tax revenues that can be levied; (3) flat to modestly improving housing starts and other construction; (4) lower than anticipated growth of military and civilian personnel as a result of BRAC decisions; and (5) continuation of the historically very modest population growth that the Columbus area has experienced for many years.

**Early Budget Cycle:**

The preparation of the FY17 budget began several months earlier than usual to allow staff sufficient time to draft a balanced and comprehensive budget without the use of General Fund reserves. While this change in the process afforded more time to craft the budget, it also meant that projections, particularly for revenues, were based more on estimates than actual mid-year data than in prior years. As such, when several departments requested additional funding for FY17, Council responded to these requests by deferring them until mid-year FY17, when actual revenues could be better gauged.

**Add/Deletes:**

Every year, there are typically items that Council decides to either add to the Mayor’s recommended budget or delete from the Mayor’s recommended budget. These are recorded on the City’s “Add/Delete List” during the budget review process and are voted on, item by item, before the final budget is adopted. All items which have been added will be included as part of the Adopted Budget while all items which have been deleted will not.

For FY2017, the following items were added or deleted by Council thereby adjusting the Mayor’s Recommended Budget:

Department	Amount Added or Deleted	Fund	Purpose
Parks and Recreation	(\$250,000)	General Fund	Reduced Aquatic Center recommended budget
Non-Categorical	(\$24,760)	General Fund	Reduced Non-Departmental
Municipal Court Clerk	\$24,760	General Fund	Overtime budget added
Trade Center	290,000	Trade Center Fund	Capital Outlay added
Community Reinvestment	\$3,941	CDBG/Home Funds	Reclass Two Community Reinvestment Technicians

## IMPACTS TO BUDGET

---

### *Key Budget Initiatives for FY2017:*

- Global changes to healthcare benefits plan which included changes to premium structure and a proposal for a new benefits manager that will save the City an estimated \$800,000.
- Reduced subsidy/support for certain component units and affiliate units.
- Financial restructuring of certain economic development obligations to increase available funding for new projects.
- Continued hiring freeze which began in FY2014.
- Unfunded vacant positions through FY2017.
- Deferred Cost of Living Adjustments to salary and wages to January, 2017.
- Continued deferred capital investment and maintenance.
- Managed care contract for jail and prison inmate medical care.
- Maintaining prior year funding levels for most departments through continued monitoring of operational budgets.

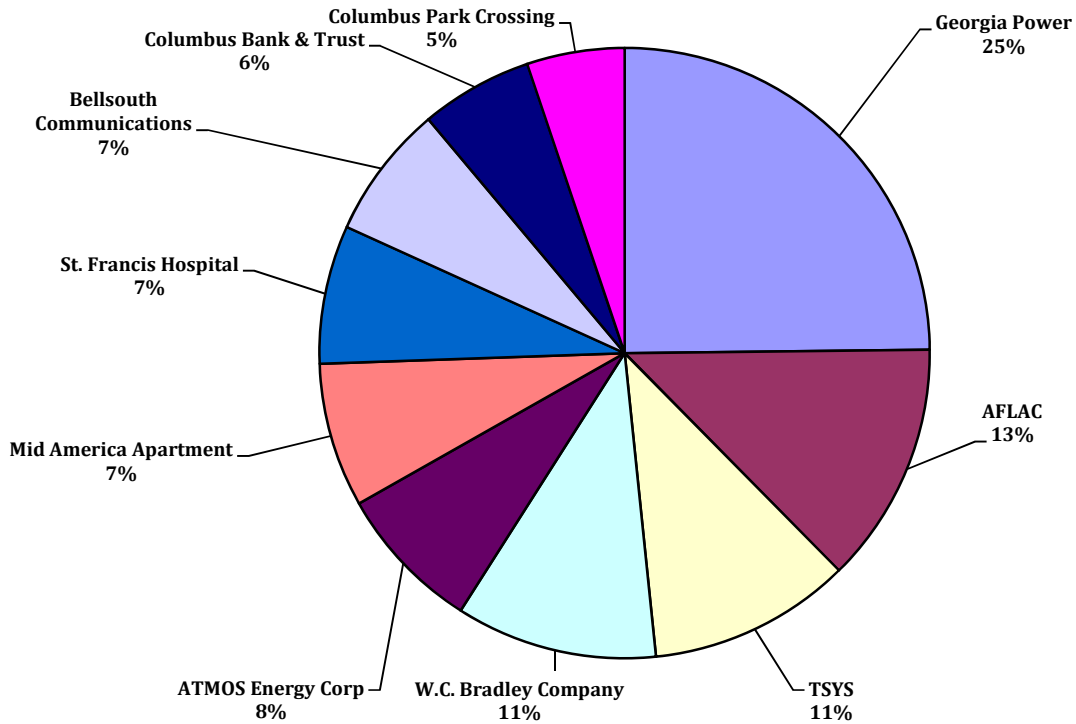
### *Summary:*

As a result of continued economic pressures on both the revenue and expenditure sides, once again CCG has been faced with the daunting task of providing the superior level of services that its citizens expect and deserve with ever-tightening resources to provide them. As such, the Operating Budget for FY17 has slightly increased overall from \$265,724,993 in FY16 to **\$270,013,787** for FY17- a change of approximately 1.61%. Most departments were asked to maintain the funding levels for their FY17 operating expenditures to their FY16 Adopted Budget levels in order to continue their normal course of business. They were able to successfully accomplish this task by leaving vacant positions unfilled and unfunded and by continuing to operate under lean conditions, the same as in prior years. In addition to a tight operating budget, the Capital Plan was significantly curtailed, at least until after the first of the calendar year, until sufficient resources can be identified from revenues or other sources to pay for them. Even with the relatively austere operating budget adopted, the City expects to still utilize approximately **\$394 thousand of its fund balance** in order to balance its FY17 total budget.



# COLUMBUS BUSINESSES

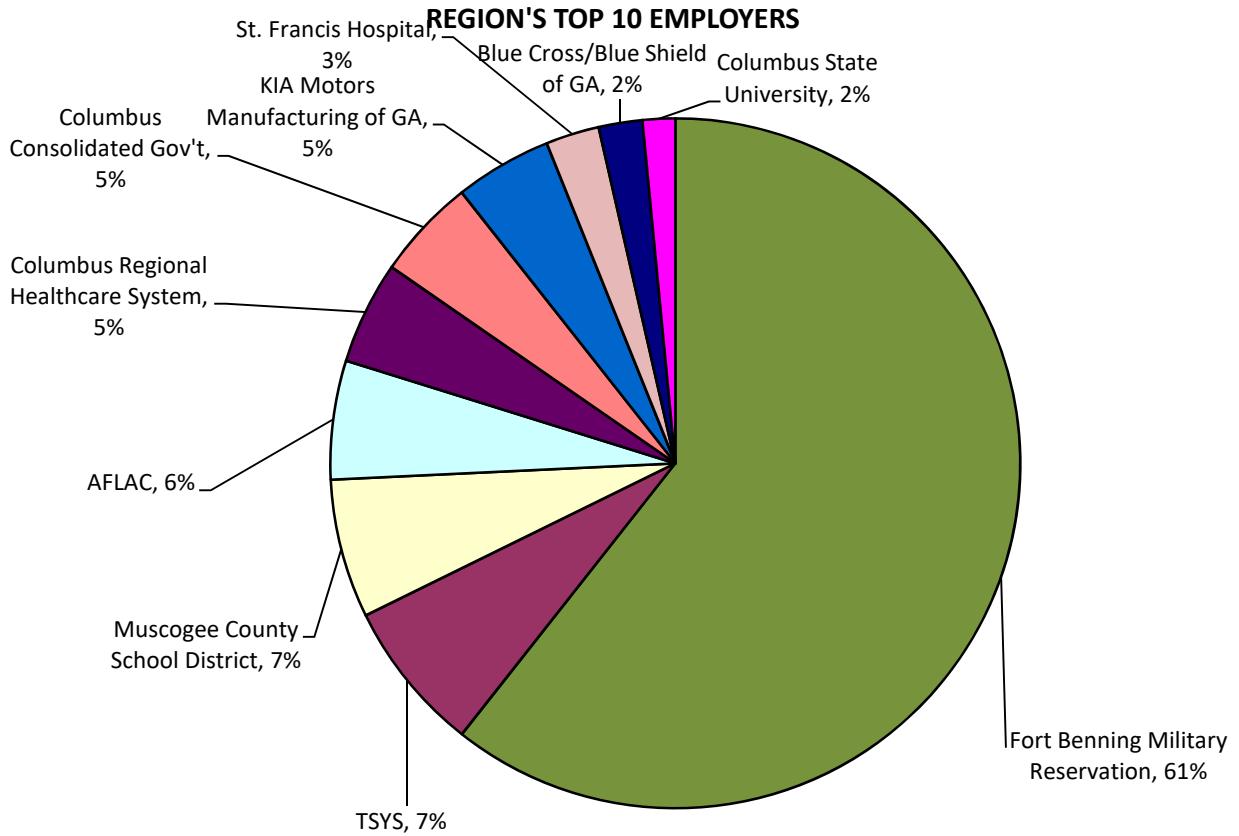
## TOP 10 PROPERTY TAX PAYERS



<u>Taxpayer</u>	<u>Type of Business</u>	<u>Taxes Levied</u>	<u>% to Total</u>
Georgia Power	Utility	2,989,139	25%
AFLAC	Insurance	1,540,228	13%
TSYS	Credit Card Processing	1,294,137	11%
Peachtree Mall, LLC	Shopping Mall	1,285,992	11%
Liberty Utilities	Utility	936,536	8%
W.C. Bradley Company	Manufacturing	921,291	8%
Mid-America Apartment	Apartment Leasing	883,419	7%
Walmart	Retail Stores	854,620	7%
St. Francis Hospital	Hospital	716,143	6%
Cross country Plaza, LLC	Shopping Center Complex	622,731	5%
Subtotal Top 10 Property Tax Payers		12,044,236	

Note: Numbers provided per Muscogee County Tax Commissioner's Office for FY15. The information provided relates to the Consolidated Government's tax levies, and does not include taxes collected on behalf of other governmental entities.

# COLUMBUS BUSINESSES



<u>Employer</u>	<u>Type of Business</u>	<u>Employees</u>	<u>% to Total</u>
Fort Benning Military Reservation	U.S. Army Base	40,000	61%
TSYS	Credit Card Processing	4,690	7%
Muscogee County School District	School System	4,300	7%
AFLAC	Insurance	3,670	6%
Columbus Regional Healthcare System	Hospital	3,180	5%
Columbus Consolidated Gov't	Local Government	3,130	5%
St. Francis Hospital	Hospital	3,000	5%
Blue Cross/Blue Shield of GA	Insurance	1,650	3%
Columbus State University	College/University	1,360	2%
Pratt & Whitney	Manufacturing	1,000	2%
<b>Subtotal Top 10 Employers</b>		<b>65,980</b>	

Source: Greater Columbus Chamber of Commerce, September, 2016

# **VISION COLUMBUS:**

## **What our citizens tell us is important to them**

### **Housing: The Vision**

- Provide safe, soundly constructed, well-maintained, and affordable housing available to all.
- Eliminate substandard housing and enforce applicable codes and ordinances.
- Eliminate blighted areas through investment and planning.
- Encourage and support partnerships among builders to provide low-cost housing for those in need.
- Achieve a balance between development and housing density.
- Protect neighborhoods from commercial development.

### **Neighborhood/Community Aesthetics: The Vision**

- Preserve trees before, during and after development.
- Ensure that open spaces are clean and well-maintained.
- Provide and protect a generous amount of green space (nature parks and vegetation barriers).
- Provide well-designed passive as well as active parks.
- Provide culturally focused as well as activity-based parks.
- Promote the development of economically and racially diverse communities.
- Preserve historic homes and buildings.

### **Transportation: The Vision**

- Provide public transportation that meets the needs of the community today.
- Develop bicycle, pedestrian, bus and trolley systems.
- Develop a people-based transportation system that will provide easy access around and throughout the city.
- Reduce high traffic volume in residential areas.
- Attract new carriers, routes and services to the Columbus Metropolitan Airport.
- Provide more parking facilities throughout the community and develop alternatives such as ‘Park and ride’.
- Encourage more dense living to relieve dependence

### **Public Safety: The Vision**

- Enhance community-oriented policing strategies.
- Enhance intelligence led policing strategies and resources.
- Provide greater police presence throughout the city.
- Build a well-staffed, well-trained, fully equipped police force.
- Improve communication between public safety officers and youth.
- Improve response time.
- Develop and support programs focused on crime prevention and appropriate alternatives to incarceration.
- Expand and upgrade jail facilities.
- Enhance Fire/EMS resources to meet growing demands and to train firefighters and paramedics.
- Improve effective response force time to meet NFPA, ISO and Accreditation criteria.

### **Education: The Vision**

- Improve communities so schools do not exist in seas of blight.
- Encourage parental involvement at school and in the home.
- Provide after-school learning, vocational training, tutorial programs and summer enrichment opportunities.
- Enhance the partnership between the Muscogee County School District and Columbus Parks and Recreation.

### **Unity : The Vision**

- “One Columbus.”
- Fight poverty and economic segregation.
- Provide equitable access to opportunity to all.
- Provide race relations training for city employees and citizens.
- Encourage and support ongoing programs to promote unity and sensitivity to diversity in the community and workplace.

## **VISION COLUMBUS:**

### **What our citizens tell us is important to them**

- Promote “bridge building” throughout the community to encourage unity and mutual respect among ethnically and culturally diverse groups.
- Treat all people with dignity and respect.

#### **Economic Development: The Vision**

- Maximize our quality of life.
- Focus effort for sustainable growth and redevelopment in the city so as to optimize every square inch of the city.
- Encourage community-wide economic development through incentives and redevelopment tools.
- Develop job-training programs to encourage youth.
- Support the growing tourism industry through expansion of hotel accommodations and new restaurants, recreational and leisure activities.
- Require businesses to keep properties neat, clean and properly maintained.

#### **Uptown Development: The Vision**

- Provide safe and visually appealing facilities.
- Enhance pedestrian and biking access.
- Develop entertainment, cultural and recreational options.
- Attract major convention and trade show business.
- Develop Uptown into a 21<sup>st</sup> century model city where people want to visit, live, work and play.

#### **Regionalism: The Vision**

- Continue to develop mutually beneficial and supportive relationships with Phenix City and the Maneuver Center of Excellence.
- Foster partnership opportunities.
- Support the Valley Partnership Initiative and the Ft. Benning Partnership Initiative.

#### **Quality of Life: The Vision**

##### ***Health and Human Services***

- Foster affordable, quality day care for children.
- Foster more facilities and programs for adults.
- Make quality health and medical facilities and human service resources available throughout the community.

#### **Quality of Life: The Vision**

##### ***Culture and the Arts***

- Develop and nurture the cultural climate of the community.
- Expand existing parks and recreational facilities, with special focus on children, teen and senior adults.
- Develop family-oriented neighborhood parks and recreational parks and pocket parks in Uptown Columbus.
- Seek innovative approaches to expand parks and recreational options.
- Increase tourism through development of recreational facilities along the riverfront.

#### **Community Facilities: The Vision**

- Ensure that community facilities are clean, safe and accessible.
- Expand and enhance the public library system.
- Provide satellite centers for certain public services.

#### **The Environment: The Vision**

- Preserve trees before, during and after development.
- Ensure that open spaces are clean and well-maintained.
- Provide and protect a generous amount of green space (natural parks and vegetation barriers).
- Protect air and water quality.
- Protect and preserve the Chattahoochee River
- Upgrade wastewater treatment and solid waste facilities.
- Improve sewage and drainage systems throughout the city.
- Control the proliferation of exterior signage.
- Encourage and develop a stronger recycling program



## VISION COLUMBUS:

### What our citizens tell us is important to them

#### Taxation: The Vision

- Re-evaluate the overall tax system.
- Garner citizen support for a tax system that is sustainable and encourages growth.
- Use the city sales tax as funding base for additional community facilities.
- Balance reliance on sales, property and occupation taxes and other revenue sources to provide maximum stability.

#### Checklist for City Leaders:

Based on this community input, we heard you call for community leaders to:

- Develop a comprehensive community master plan that will guide our progress.
- Evaluate, update and enforce local codes and ordinance that contribute to economic development and overall quality of life for all citizens.

To that end, a group of public, private, and non-profit leaders came together to launch a comprehensive effort to raise levels of prosperity in Greater Columbus which resulted in the launch of the **Regional Prosperity Initiative**.

Launched in late 2015, the Regional Prosperity Initiative was a 10-month strategic planning process whose primary objectives were to analyze the competitiveness of Greater Columbus as a place to live, learn, work, visit, and do business. The Initiative developed a holistic community and economic development strategy that focuses first on building a strong community. Secondly, it sought to address a full range of factors that influences a community's economic competitiveness – its talent, education and training systems, business climate, infrastructure, quality of life, and quality of place, just to name a few. The outcome of the Regional Prosperity Initiative was Columbus 2025. Once fully endorsed by key partner entities, Columbus 2025 will strive to implement the strategic plan of the Regional Prosperity Initiative as a guide for the community's collective actions over the course of the next 5 years. This strategy represents the first time in many years that Greater Columbus will address the full range of issues that impact the region's competitiveness, prosperity, and quality of life.



## **QUICK LINKS GUIDE**

There are three tools that will help the reader locate information in the current Operating Budget for Columbus, Georgia. The first is the traditional **Table of Contents**, which outlines the entire document. The Table of Contents provides traditional page number indexing, as well as embedded hyperlinks to key sections of the Budget Book. For those who are viewing our Budget Book online, this **Quick Links Guide** provides the easiest way to navigate to areas of the document which may be of particular interest to the reader. This page is loaded with HYPERLINKS (denoted by underlined text) which allow you to be automatically navigated to your page of interest simply by clicking on the underlined text. If you have a similar question, this is the quickest way to find the answer. Last is the **Document Notes** on the following page, which briefly explains what each section of the book contains.

QUESTION:	WHERE TO LOOK:
What is the City’s total operating budget for the upcoming fiscal year?	Financial Summary “Big Picture” City Manager’s Letter
What were the most critical budget issues this year?	Impacts on the Budget
What is the City’s process for coming up with the annual operating budget?	Budgetary Policy Budget Process City Manager’s Letter
What does the City spend its money on?	City Manager’s Letter “Big Picture” Expenditures Financial Summaries Expenditures by Fund
Where does the City get its revenues?	Financial Summaries “Big Picture”
What are the goals and objectives of the City?	Vision Columbus Mayor’s Letter City Manager’s Letter
What is the budgeted allocation for each department?	Section D: Expenditures by Fund
What is the background and current economic condition of Columbus?	Welcome to Columbus Columbus Profile
What City funds are included in the Operating Budget and what is each fund for?	Primer on City Funds Financial Summaries
What is the breakdown of each fund’s revenues, expenditures, and fund balance?	Summary of Revenues, Expenditures and Changes in Fund Balance
What if I don’t understand a word or abbreviation?	Glossary Acronyms
Where can I find information about the City’s capital projects and facilities?	Capital Improvement Book (separate document- click for link on web version)
Who are the top employers in Columbus?	Columbus Businesses
Where can I find a historical record of past budgets?	Trend Analysis
What is the long term forecast for Columbus’ budget?	Projections
What will Columbus have to pay on its debt this year?	Debt Service Fund
How much remains in the Local Option Sales Tax Fund, and what will it be used for?	LOST Fund Overview LOST Fund Expenditures
Who are our City Councilors and government leaders?	Introduction- Mayor and Council Acknowledgements

## DOCUMENT NOTES

The Columbus Consolidated Government budget document provides comprehensive information about the government's policies, goals, financial structure and operations. This document also contains information on major initiatives, demographics of the city and capital budget.

**Introduction/Overview Section:** This section contains the transmittal letters from the Mayor and City Manager, organizational chart, overview and general information on Columbus. This section also contains a description of the economic conditions and other factors which provide the framework for our annual operating budget plan.

**Section A: Budgetary Policy** This section includes the policies and procedures that govern the budget process. There is also a summary of the budget process and calendar.

**Section B: Financial Summaries** This section provides a graphic and financial overview of each adopted operating fund along with highlights on significant revenues and expenditures. Also in this section is the Capital Improvements Program summary, a summarized historical trend analysis, and a financial projection analysis.

**Section C: Personnel** In this section we describe the benefit package and present a history of authorized positions combined for all funds.

**Section D: Operating Fund Summaries** This section provides descriptions of each department, its operating budget, its performance indicators, and its personnel. This section is arranged by major operating fund and then by department budget allocation within each operating fund.

**The Appendix** section includes a variety of data, which should be useful to the reader in better understanding the budget. Also, in this section is a **Glossary** for those not familiar with governmental terms, a list of **Acronyms** we have used, and the **Capital Outlay** listing. *Please note:* The **Capital Improvement Program** has been moved to a separate document, providing detailed information on the various projects. This separate document can be found at the end of this book on the digital version.

This Budget Book includes the Operating Funds of Columbus Consolidated Government. The Capital Improvement Program can be found in a separate document, which is appended to the end of this document on the web version. Some departments have budget allocations in more than one fund. This is important to bear in mind when evaluating the budgets of an individual department, which may have multiple funding sources. For example, several Public Safety departments have funds in the General Fund and in the Other LOST Fund, so both fund allocations would need to be considered for the totality of that department's individual budget allocation.

The Operating Budget book and the Capital Improvements Program Budget book have been formatted such that they are available in traditional bound paper versions as well as in digital format on the website. The digital versions have been embedded with hyperlinks to facilitate ease of navigation throughout the documents. To engage a hyperlink, simply single left-click on any text that is found with a bold underline (see example below) and the document will navigate directly to that content.

Example of Hyperlink: To go directly to the Big Picture Section, click on the bold underlined text.

## **DOCUMENT NOTES**

A dedicated effort is made to inform our taxpayers and stakeholders, our community, and the general public about the government that serves them. The budget is formally presented to City Council at budget meetings which are publicly televised through the city's government access channel and through live streaming on the internet through the City's website. Many of the issues addressed in the budget process are discussed with Council on air. For those who cannot view the live sessions, all sessions are recorded and are available 24/7 on the Columbus city website, and the complete budget document is placed in digital form on the city's website as well (see hyperlinks and website navigation below). A printed copy of this budget document is placed on file with the Clerk of Council in accordance with the City Charter.

Comments or questions about the budget may be mailed to the Finance Director's office at P.O. Box 1340 Columbus, GA 31902 The Financial Planning Division may be contacted at (706) 653-4087.

City Council Sessions Recordings: [www.columbusga.org](http://www.columbusga.org) >Council Meeting Video> Budget  
Budget Book: [www.columbusga.org](http://www.columbusga.org) >Website Index>Finance>Budget Documents

[http://www.columbusga.org/finance/Budget\\_Books.htm](http://www.columbusga.org/finance/Budget_Books.htm)

Columbus Consolidated Government was awarded its first Distinguished Budget Presentation Award for FY1992 and we have received the award every year since. We believe that this document continues in that same proud tradition. Additionally, CCG has also received the Certificate for Achievement for Excellence in Financial Reporting for the Comprehensive Annual Financial Report (CAFR) since FY1990.



## **SECTION A: BUDGETARY POLICY**

**This section includes the policies used to guide the preparation and management of the budget. This section also includes the budget calendar.**

## **POLICIES AND PROCEDURES**

---

The Annual Budget is a fiscal plan, which presents the services to be provided to the community and the funds necessary to perform these services. Key steps in this process are described within.

### **Budget Preparation**

The Columbus Consolidated Government (CCG) operates under a fiscal year that begins July 1 and ends June 30. The major steps in the process are outlined below with a detailed schedule on page

### **Budget Adoption**

- Step 1: Beginning in November, Financial Planning prepares the budget database and reports showing prior years' actual expenditures and revenues and compares those to their budgeted targets. Any anomalies are reviewed and adjusted for the upcoming budget year. Upcoming and long-range challenges and opportunities are evaluated. Operating trends, as well as, economic indicators are taken into consideration when preparing estimates for budgeted revenues and expenditures. Expected changes in pay plan, benefits, gas, water, electricity, motor fuel, capital items, etc., are also considered. This database is used as the financial framework for budget preparation.
- Step 2: Beginning in January, departments are asked to evaluate and update their goals and objectives, and their relevant performance indicators, for the coming fiscal year. Any major changes in operations are considered and shared with Financial Planning to ensure that the new budget reflects those operational changes as appropriate.
- Step 3: Between January and March, Financial Planning prepares a draft of the Operating Budget for the Mayor's consideration. During this time, the Mayor and City Manager review departmental operations and consider any new budget requests in order to propose a recommended balanced budget. Financial Planning prepares the final Recommended Budget plan for the Mayor's approval and presentation to Council.
- Step 4: No fewer than sixty (60) days prior to the fiscal year commencing July 1, the Mayor submits to Council a proposed operating budget for all operating funds. The Operating Budget includes recommended expenditures and the means of financing them.
- Step 5: A series of workshops and public hearings are held before making final changes to the Mayor's recommended budget.
- Step 6: The Annual Budget is formally adopted by Council before July 1.

### **Expenditure Control**

Once the Annual Budget has been adopted, expenditure control is maintained on the appropriation unit basis (group of accounts) with capital expenditures maintained under full control. Throughout the year, all expenditures and revenues are monitored.

### **Budget Control**

Georgia Law, O.C.G.A. 36-81-3 establishes the legal level of budgetary control as the department. Within the overall budget limitations, authority is delegated to the City Manager. *When acting on the authority delegated by the City Manager to the Finance Director, it is recommended that intra-departmental transfers of appropriation and revenue anticipation may be approved as deemed necessary.* Under no circumstances, however, may the total budget of any department be increased or decreased without Council approval.

# **POLICIES AND PROCEDURES**

---

## **Budget Amendments**

Amendments affecting the bottom line of any department are approved solely by Council. Section 7- 404 of the City Charter describes the authority:

“The Council may make appropriations [revenue and expense] in addition to those contained in the current operating or capital budgets at any regular or special meeting called for such purposes.”

## **Policy Guidelines**

The overall goal of the City’s Financial Plan is to establish and maintain effective management of the City’s financial resources. The informal statements of budgetary policies provide the basis for achieving this goal.

The following section outlines the policies used to guide the preparation and management of the City’s budget. The section consists of operating budget policies, capital expenditures, policies, revenue policies and financial accounting policies.

The development and preparation of the City’s budget are guided by the following policies.

- All funds are required to balance. Anticipated revenue must equal the sum of budgeted expenditures. To the extent possible, all funds should be included in the budget process along with work programs, objectives and strategies.
- The Capital Improvement Program requires coordination and planning in conjunction with the various operating fund budgets.
- The General Fund is based on a long-range financial plan, which includes unallocated fund reserves. The goal is to keep the reserve at approximately 90 days, but no less than 60 days, of budgeted expenditures. This reserve protects the City against catastrophic revenue losses and major emergency expenditures and provides cash flow.

## **Revenue Policies**

The City will maintain effective collections systems and implement aggressive enforcement strategies in order to maximize revenues from available sources.

The City will maintain a broad revenue base; that is, a large number of widely diversified revenue sources that will be established and maintained in order to distribute the revenue burden equitably and protect the City from short-term fluctuations in any one revenue source.

The City will implement user fees in all areas where feasible and productive as well as seek to set fees at levels related to the costs of providing the services. Moreover, user fees will be reviewed annually as part of the budget process and will be adjusted to maintain or move incrementally closer to full coverage of activities.

The projection of revenues will receive conservative treatment in order that actual revenues at the fund level will consistently equal or exceed budgeted revenues.

## **Financial Structure**

The financial transactions of the City are budgeted and recorded in individual funds. A fund is an

## **POLICIES AND PROCEDURES**

---

independent financial and accounting entity. It is a set of interrelated accounts used to record revenues and expenditures associated with a specific purpose. Funds have a balancing set of accounts and records, cash and other financial resources in conjunction with all related liabilities and residual equities, which are segregated for the purpose of carrying on specific activities or attaining certain objectives in accordance with special regulations or restrictions. Although funds are independent entities within the financial records of a government, there is no requirement to physically segregate the assets. Funds are classified into three basic types: governmental, proprietary or fiduciary.

### **Government Funds**

Governmental funds are used to account for all or most of the government's general activities, including the collection and disbursement of earmarked monies, the acquisition or construction of general fixed assets and the servicing of general long-term debt.

The City utilizes the following types of governmental funds:

- The General Fund is the principal fund of the Consolidated Government and is used to account for all major activities of the government such as Police, Fire and Recreation.
- Special Revenue Funds are used to account for the proceeds of specific revenue sources legally restricted to expenditures of specific purposes. The Stormwater (Sewer), Paving and Medical Center Funds are examples of special revenue funds.
- Debt Service Funds account for the accumulation of resources for the payment of general long-term liability, principal, interest and related costs. The City's Debt Service Fund includes requirements to meet the general obligation bond issues, lease contracts, and lease purchase programs.
- Capital Project Funds are used to account for financial resources for the acquisition, renovation or construction of major capital facilities and improvements.

### **Proprietary Funds**

Proprietary Funds are used to account for activities similar to those found in the private sector. The proprietary funds utilized by the City are as follows:

- Enterprise funds account for activities that are usually self-sustaining, principally through user charges for services rendered. An example of an enterprise fund is the Transportation System Fund.
- Internal Service Funds account for the financing of goods and services provided by one department or agency to other departments or agencies for the government on a cost reimbursement basis. The Risk Management and Employee Health Insurance funds have been added to the Operating Budget.

### **Fiduciary Funds**

Fiduciary funds are used to report assets held in a trustee or agency capacity for others and therefore cannot be used to support the government's own operations. When these assets are held under the terms of a formal trust agreement either a pension trust fund or a private purpose trust fund is used. Agency funds generally are used to account for assets that the government holds on behalf of others as their agent. Traditionally these funds have not been included in the Operating Budget because the receipt of revenue is uncertain.



# **POLICIES AND PROCEDURES**

---

## **PRIMER ON CITY FUNDS**

Columbus' funds are organized according to fund origin and utilization of funds. Several departments receive funding sources in more than one fund, so it is important to consider all funding sources when evaluating the operating budget of a particular individual department. Here is a brief description of each fund included in this Operating Budget:

### **OPERATING FUNDS (Fund Number)**

***General Fund (0101)*** The General Fund supports the operations of the City. All departments of the General Government and Public Safety are supported by the General Fund, as are most ancillary operations and units. The General Fund receives funding from a number of sources including the millage, other taxes, fees, service charges, fines, and inter-fund transfers.

***LOST Funds (0102,0109)*** There are two Local Option Sales Tax (LOST) funds: one is to support Public Safety (Crime Prevention, Police/E-911, Fire/EMS, Muscogee County Prison, Sheriff, Municipal Court/Marshal, District Attorney, Homeland Security, State Court Solicitor, Recorder's Court, Coroner, and METRA); the other is for Infrastructure (Public Works, Parks and Recreation, Engineering, and Information Technology).

***Stormwater (0202)*** Stormwater funds support the stormwater and drainage systems of the City and provide funding for the maintenance of sewers and drainage systems maintained by Engineering and Public Works. The fund was named "Stormwater" to differentiate City stormwater and drainage services from those provided by Columbus Water Works, which provides primary sewage services for the City. Stormwater funding comes largely from the millage.

***Paving Fund (0203)*** Paving funds are used for highways, roads and streets, right-of-way maintenance, repairs, landscaping, and related services. Paving funds come from the millage and related fees.

***Medical Center (0204)*** The City has a long term contract with the Medical Center Hospital Authority to provide primary and acute care services to the City's indigent population as well as to jail inmates and prison inmates in the custody of the City/County. This fund is directly funded by a portion of the millage and is the repository for payment of those services under the contract.

***Integrated Waste (0207)*** The Integrated Waste Management fund supports Public Works and Parks and Recreation Services to collect, transport and recycle or dispose of solid waste. This fund also supports several landfills owned by the City and the Recycling Sustainability Center. Integrated waste funds come from solid waste collection fees, landfill fees and recycling fees.

***Emergency/E-911(0209)*** The Emergency Telephone/E-911 fund supports maintenance of the City's central emergency call and dispatch system (E-911) and is funded through wireless surcharges and other fees.

***CDBG (0210)*** The Community Development Block Grant (CDBG) fund is a repository for grants from the Department of Housing and Urban Development (HUD)

## **POLICIES AND PROCEDURES**

---

which funds certain housing and community development programs for the City.

- WIOA (0220)** The Workforce Innovation & Opportunity Act fund is a repository for grants from the Department of Economic Development which funds certain community jobs training and development under the Job Training Partnership Act.
- Econ Development (0230)** The Economic Development fund supports investment by the City in Economic Development Authority projects. It is directly funded by a portion of the millage and is utilized at the discretion of City Council.
- Debt Service Fund (0405)** The Debt Service fund is the repository for funds utilized to repay bonded and other debt obligations of the City, including the bonds issued by the Columbus Building Authority.
- Transport/METRA (0751)** The Transportation fund supports the operation of the City's public transportation system, METRA, which includes buses and specialty vehicles. It is funded by transportation grants, service fees and the millage.
- Parking Mgmt (0752)** This fund supports the operation of the City's parking management and enforcement. It is funded by parking fees and fines.
- Trade Center Fund (0753)** The Columbus IronWorks Convention and Trade Center is owned and operated by the City. This fund supports all operations of the Trade Center and is funded by Trade Center revenues as well as Selective Sales and Use Taxes.
- Bull Creek/Oxbow (0755/6)** The operations of both City-owned public golf courses are supported by these two funds. Golf course revenues provide the primary source of funding.
- Civic Center (0757)** The Civic Center is owned and operated by the City and this fund supports those operations. Funding comes from event revenues, service fees, and the Hotel/Motel Tax.
- Employee Health (0850)** This fund is a repository for the City's self-funded employee health care program and the employee life insurance program.
- Risk Management (0860)** This fund is a repository for the City's self-insured Workers Compensation program and vehicle claims management program.

## **POLICIES AND PROCEDURES**

---

### **Accounting Basis**

In June 1999, GASB released a new rule known as Statement 34. Often referred to as the “reporting model rule,” Statement 34 radically changes the rules by which governmental financial statements are to be organized and presented to readers. The operational accountability is addressed in the government-wide financial statements, which are prepared on a full accrual basis. Information about the cost of delivering services to the citizens and the government’s infrastructure assets are included as well. The fiscal accountability is considered through the individual fund financial statements, which account for current financial resources of government through the modified accrual basis for governmental activities.

The government-wide financial statements are reported using the economic resources measurement focus and the accrual basis of accounting, as are the proprietary fund and fiduciary fund financial statements. Revenues are recorded when earned and expenses are recorded when a liability is incurred, regardless of the timing of related cash flows. Property taxes are recognized as revenues in the year for which they are levied, if they are collected within 60 days after year end. Grants and similar items are recognized as revenue as soon as eligibility requirements imposed by the provider have been met.

Governmental fund financial statements are reported using the current financial resources measurement focus and the modified accrual basis of accounting. Revenues are recognized as soon as they are both measurable and available. Revenues are considered to be available when they are collectible within the current period or soon enough thereafter to pay liabilities of the current period. For this purpose, the government considers revenues to be available if they are collected within 60 days of the end of the current fiscal period. Expenditures generally are recorded when a liability is incurred, as under accrual accounting. However, debt service expenditures, as well as expenditures related to compensated absences and claims and judgments are recorded only when payment is due.

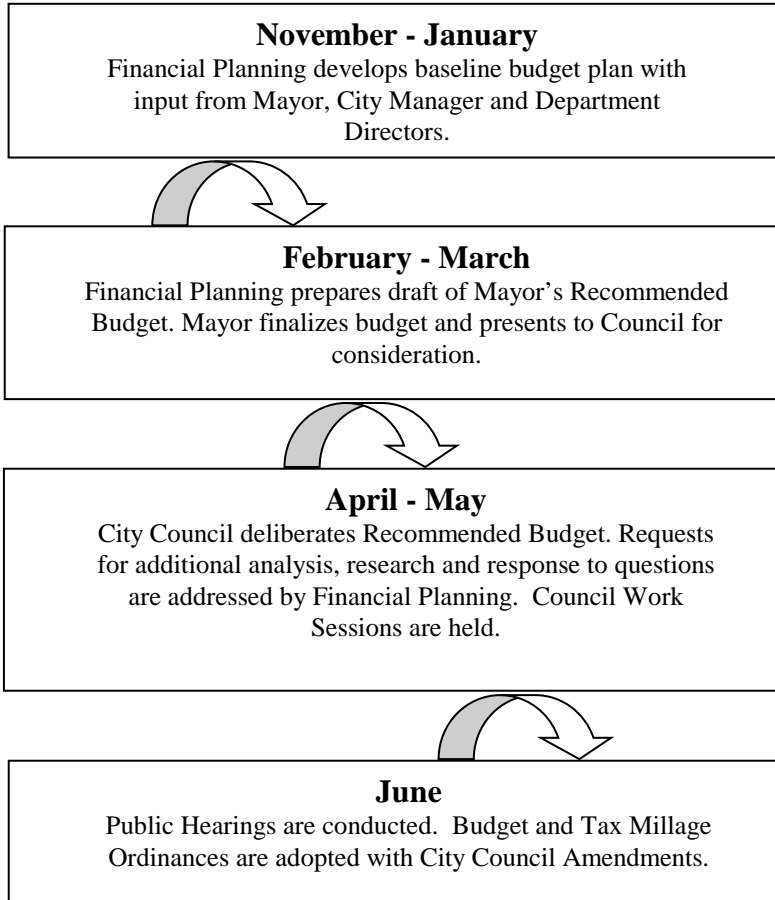
### **Budgetary Basis**

All budgets are adopted on a basis consistent with Generally Accepted Accounting Principles (GAAP). The General, Special Revenue, Debt Service and Capital Projects funds are developed on a modified accrual basis. The Enterprise Funds are developed on the accrual basis. All annual appropriations lapse at the fiscal year end. The basis for budgeting is consistent with the basis for accounting with the difference being encumbrances. The notable exception between the budgetary and accounting basis is the manner in which encumbrances are treated. Encumbrances represent commitments related to unperformed contracts for goods or services. Encumbrance accounting - under which purchase orders, contracts and other commitments for expenditures of resources are recorded to reserve that portion of the applicable appropriation - is utilized in governmental funds. Encumbrances outstanding at year-end are reported as reservations of fund balances and do not constitute expenditures because the commitments will be honored through subsequent year’s budget appropriations. The other exceptions worth noting deal with capital outlay within the enterprise funds which are recorded as assets on a GAAP basis and expended on a budget basis; depreciation expense is recorded on a GAAP basis only.

# POLICIES AND PROCEDURES

---

## BUDGET PREPARATION SCHEDULE: FY2017 Budget





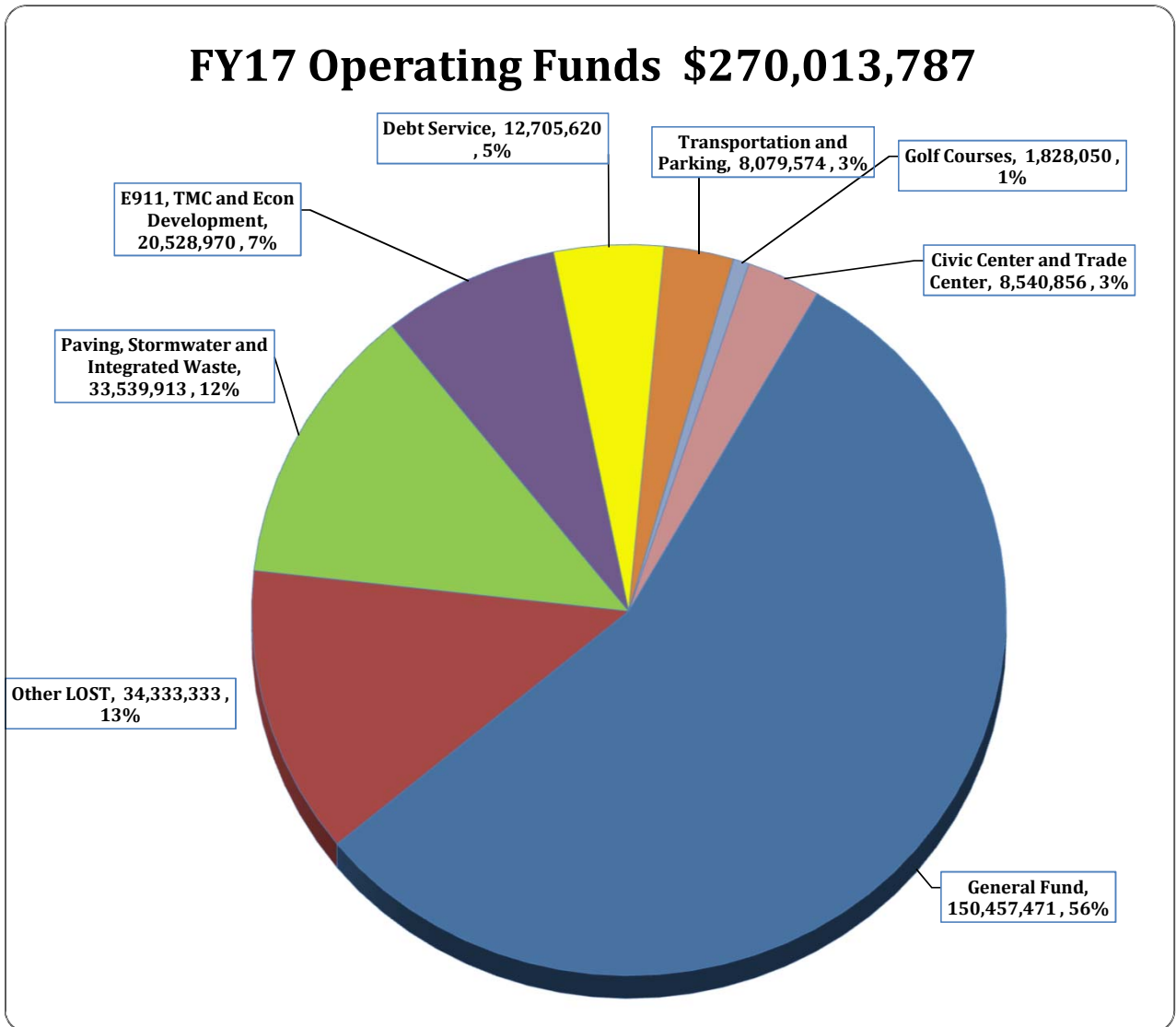
## SECTION B: FINANCIAL SUMMARIES

**This section includes detailed information on revenues and expenditures by fund. In addition, all funds are summarized in the big picture.**

**FINANCIAL SUMMARY / OPERATING FUNDS**

**The Big Picture**

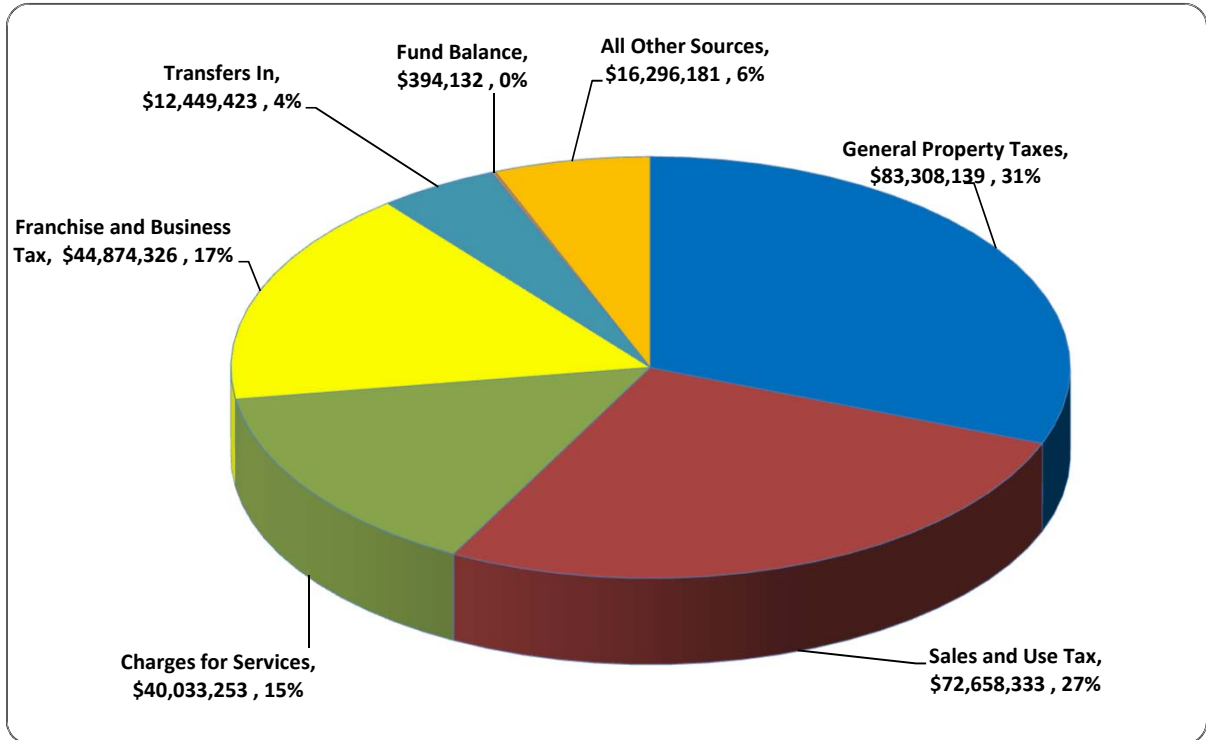
Columbus Consolidated Government operations and services are funded principally through the General Fund, through which the City's primary revenues and expenditures flow. All major departments of the City have apportionments in the General Fund. These are described in detail in Section D. Proceeds from Other Local Option Sales Tax ("LOST") reside in the LOST Fund. 70% of this fund supports Public Safety while the remainder supports General Government operations and infrastructure. Other operating funds included in this Budget are as follows: Stormwater (Sewer), Paving, and Integrated Waste, which support infrastructure; E-911 (Public Safety); Medical Center (indigent and prisoner healthcare); Economic Development; Transportation (METRA) and Parking Management; Trade Center; Bull Creek and Oxbow Creek Golf Courses; and the Civic Center. Dollar amounts of each fund as projected for FY2017 are shown below:



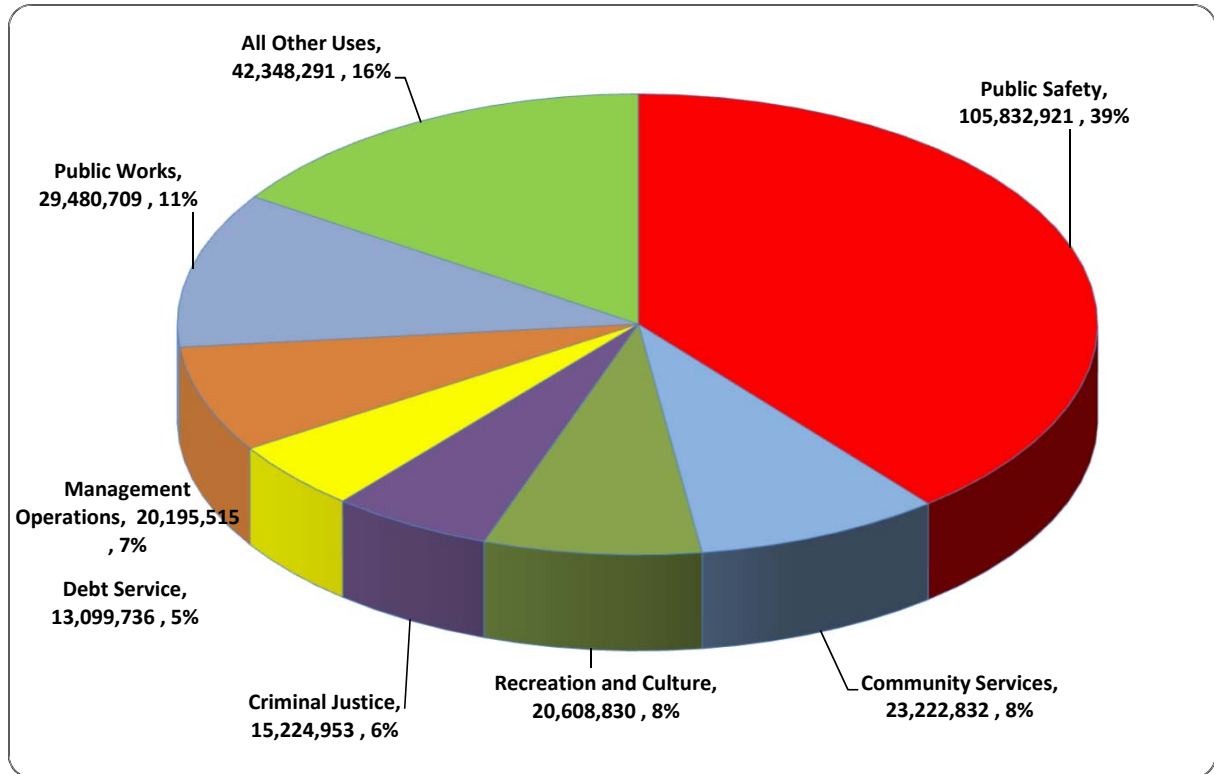
**FINANCIAL SUMMARY / OPERATING FUNDS**

**The Big Picture**

*Where the money comes from... revenue sources*

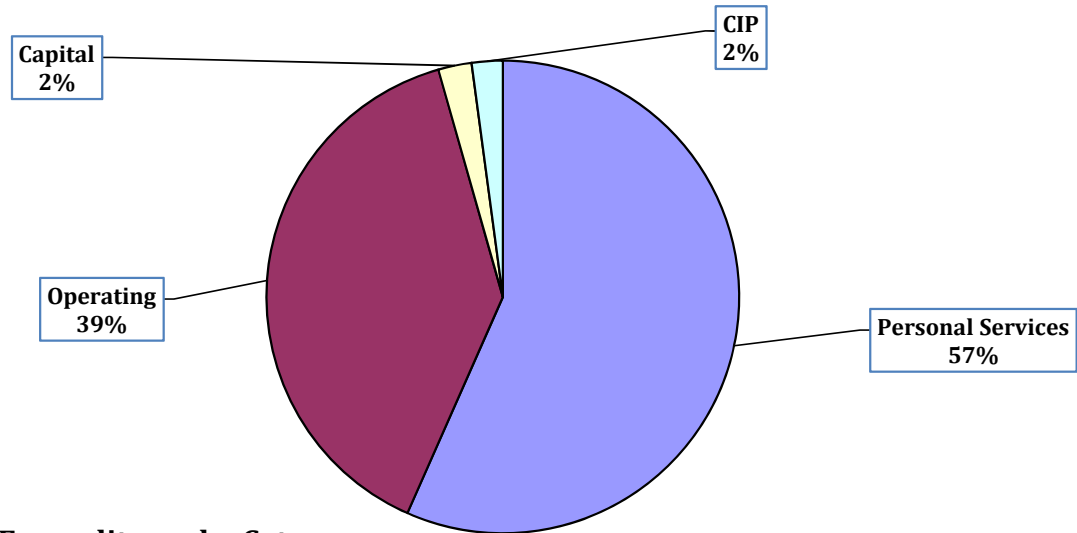


*Where the money goes... expenditures*



**FINANCIAL SUMMARY / OPERATING FUNDS**

**The Big Picture**



**Operating Expenditures by Category**

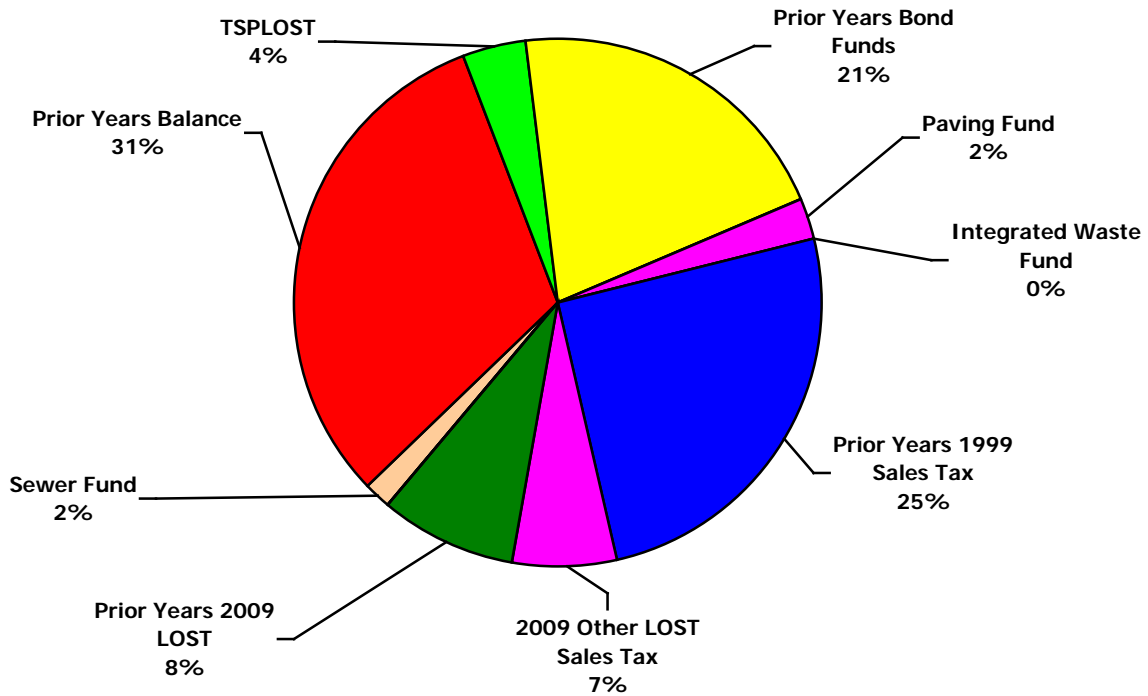
Fund	FY17 Expenditures					Total	Positions	
	Personal Services	Operating	Capital Outlay	Capital Improvement Projects	FT		PT*	
	General	\$ 110,452,177	\$ 40,005,294	\$ -	\$ -		\$ 150,457,471	1,868
Other LOST	15,488,144	12,409,357	3,261,422	3,174,410	34,333,333	186	-	
Stormwater	2,988,395	994,252	484,383	1,003,179	5,470,209	65	-	
Paving	7,683,422	5,131,094	1,222,914	1,503,274	15,540,704	172	13	
Medical Center	-	14,253,667	-	-	14,253,667	-	-	
Integrated Waste	5,589,407	6,939,593	-	-	12,529,000	111	-	
E-911	2,514,932	1,484,760	-	-	3,999,692	53	1	
Econ Development	-	2,275,611	-	-	2,275,611	-	-	
Debt Service	-	12,705,620	-	-	12,705,620	-	-	
METRA	4,617,834	2,319,833	801,507	-	7,739,174	97	-	
Parking Mgmt	189,731	150,669	-	-	340,400	4	-	
Trade Center	1,338,926	1,463,939	367,546	-	3,170,411	25	5	
Bull Creek	710,034	621,016	-	-	1,331,050	10	10	
Oxbow Creek	240,069	256,931	-	-	497,000	5	4	
Civic Center	1,632,891	3,737,554	-	-	5,370,445	23	-	
<b>Total Operating Funds</b>	<b>\$ 153,445,962</b>	<b>\$ 104,749,190</b>	<b>\$ 6,137,772</b>	<b>\$ 5,680,863</b>	<b>\$ 270,013,787</b>	<b>2,619</b>	<b>102</b>	
Other Fund*						14	-	
CDBG	254,041	1,112,114	9,526	-	1,375,681	5	1	
WIOA/JTPA	-	3,691,125	-	-	3,691,125	13	-	
Risk Mgmt	2,628,386	2,256,520	-	-	4,884,906	2	6	
Health Mgmt	-	24,794,849	-	-	24,794,849	-	-	
<b>Total Funds</b>	<b>\$ 156,328,389</b>	<b>\$ 136,603,798</b>	<b>\$ 6,147,298</b>	<b>\$ 5,680,863</b>	<b>\$ 304,760,348</b>	<b>2,653</b>	<b>109</b>	

\*Specific Part Time Positions Only- Does not include Seasonal or Temporary Labor



## FINANCIAL SUMMARIES / OPERATING FUNDS

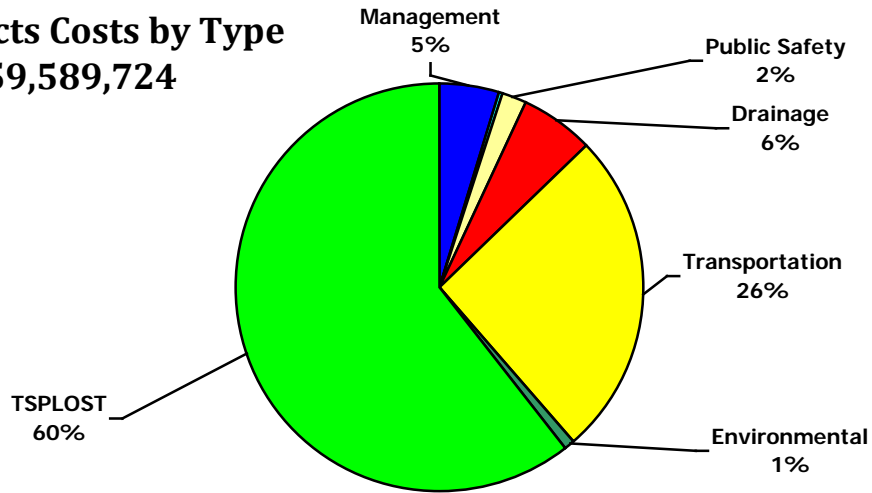
### CIP Financing Sources \$159,589,724



FY17 CIP Financing Sources Overview	
Project Financing Source	Amount from Financing Source
General Fund	\$0
Stormwater (Sewer) Fund	\$1,003,179
Paving Fund	\$1,503,274
Integrated Waste	\$0
2012 TSPLOST	\$2,500,000
Current Year Bond Proceeds	\$0
Current Year 2009 Other LOST	\$4,265,664
Prior Years' 1999 SPLOST	\$16,552,260
Prior Years' 2009 LOST	\$5,351,186
Prior Years' 2012 TSPLOST	\$94,338,862
Prior Years' Fund Balance	\$20,554,053
Prior Years' Bond Funds	\$13,521,247
<b>Total</b>	<b>\$159,589,724</b>

## FINANCIAL SUMMARIES / OPERATING FUNDS

**CIP Projects Costs by Type**  
**\$159,589,724**



<b>FY17 CIP Projects Overview*</b>		
Project	FY17 Cost	Impact on Operating Budget
<b>Management</b>	\$7,384,704	Slightly positive, with Technology investments expected to improve efficiencies in judicial, administrative, human resources, and financial management areas.
<b>Parks, Recreation, &amp; Leisure</b>	\$581,047	Neutral to Slightly Positive with investment in the continued renovation of the tennis courts at Cooper Creek Park.
<b>Public Safety/ Criminal Justice</b>	\$3,023,444	Neutral to Slightly Positive with investment in a new burn building for Fire/EMS.
<b>Drainage</b>	\$9,472,141	Neutral to Positive-anticipated investment in sewer line and storm water drainage infrastructure reduces reliance on current year operational funds for maintenance, repair and restructure as well as reduced exposure to risk from liability to property damage or injury.
<b>Transportation</b>	\$41,058,841	Neutral to Positive - anticipated investment in transportation infrastructure, most notably roads, bridges, and corridors, will reduce reliance on the current year operating budget for costs of maintenance and repair.
<b>TSPLOST</b>	\$96,838,862	Neutral- while the dollar investment in TSPLOST projects is substantial, all of the funding for these specified projects occurs outside of the operating budget in a special funding source (the TSPLOST tax) and therefore provides no impact to the operating budget.
<b>Environmental</b>	\$1,230,685	Nominal to Slight - There is minimal investment in these projects aside from a small investment in the necessary operating of landfill sites. Minimal benefit comes from the reduced risk of liability due to non-compliance with state and federal mandates regarding landfills.
<b>TOTAL</b>	<b>\$159,589,724</b>	Overall, the CIP projects will have a minimal impact on the City's FY17 Operating Budget based on timing of project completion and the fact that contributions from the current year operating budget are relatively low. Long-term expectations are that with the offsetting positive improvements, the majority of negative impacts will be slight. The CIP total is 1.2% lower than the amount allocated in FY16 primarily due to funding allocations being utilized for TSPLOST projects.

## FINANCIAL SUMMARY / OPERATING FUNDS

### Capital Improvement Projects (Continued)

Further information on Capital Improvement Projects is located in the Financial Summaries of the Operating Budget and the *FY17 Capital Improvement Program Budget Book*. The impact is discussed for each individual project in the accompanying CIP book; however, we have tried to give an overview of the budget impact for the categories and total budgets. Depreciation expense is not included in this analysis, but needs such as staffing, daily operating costs and maintenance are considered.

### Trend Analysis

An important element of the budgetary process is the historical perspective of past operating fund budgets and the changes in revenues and expenditures in those funds over time. The following table shows the adopted budgets for Revenues and Expenditures in the Operating Funds for the past four fiscal years and the budgeted year. As shown below, the FY2017 Operating Budget experienced modest growth as compared to prior year.

#### *Five Year Operating Fund Trend Analysis: Adopted Operating Budgets for the past five fiscal years*

<i>Dollars in Thousands (\$000's)</i>	FY13	FY14	FY15	FY16	FY17
<b><u>REVENUES</u></b>					
General Property Taxes	76,031	78,319	81,949	82,450	83,308
Franchise/Business/Other	42,418	41,926	42,261	44,150	44,874
Sales and Use Taxes	76,003	72,743	70,950	73,005	72,658
Charges for Services	37,811	36,972	38,500	37,728	40,033
All Other Sources	14,940	14,952	15,839	15,212	16,297
Transfers In	12,806	11,602	10,013	11,725	12,449
Use of Fund Balance	6,927	6,727	4,134	1,455	394
<b>Total Revenues</b>	<b>\$266,936</b>	<b>\$263,241</b>	<b>263,646</b>	<b>265,725</b>	<b>270,013</b>
<b><u>EXPENDITURES</u></b>					
Public Safety	106,149	103,696	102,490	106,720	105,833
Management Operations	18,072	17,836	17,749	18,245	20,195
Public Works/Community Services*	54,625	54,938	50,916	53,706	52,704
Criminal Justice	15,112	14,764	14,938	15,196	15,225
Debt Service	12,416	11,740	11,497	12,128	13,099
Mass Transit	6,015	6,256	6,502	6,577	7,535
Recreation and Culture	20,761	21,209	20,706	19,942	20,609
Non Categorical and Other	25,065	26,550	34,114	29,937	29,132
Transfers Out	-	-	-	-	-
Capital Improvements	8,721	6,252	4,734	3,274	5,681
<b>Total Expenditures</b>	<b>\$266,936</b>	<b>\$263,241</b>	<b>263,646</b>	<b>265,725</b>	<b>270,013</b>
<b>Percentage Growth</b>	<b>3.2%</b>	<b>(1.3)%</b>	<b>(0.1)%</b>	<b>0.8%</b>	<b>1.6%</b>

\*Community Services includes the Medical Center contract for indigent and prisoner/inmate medical care

# FINANCIAL SUMMARY / OPERATING FUNDS

## Projections

Short and long term forecasts are an integral part of the City's budgeting process. The Financial Planning Staff prepares both short (1-3 year) and long (5 year) term projections each year as part of the budgeting cycle process. The short and long term forecasts which the Financial Planning staff prepares, and then continually refines, provide the basis for the Operating Funds Budgets included in this Budget Book.

The foundation for projected revenues is based on an analysis of several factors including: historical trends in revenues collected for the current and prior years; changes in statutory or regulatory rules which may impact revenues, such as the changes the State of Georgia has made to the Title Ad Valorem Sales Tax; and changes in the City's population which may be anticipated from demographic or environmental changes, such as those which have occurred from time to time at Ft. Benning, which is a major employer of both military and civilian citizens, or with new investment in our area by companies like Kia, which has major manufacturing facilities in nearby West Point. Financial Planning closely monitors the accuracy of its revenue forecasts throughout the fiscal year and may make recommendations for adjustments to the Operating Budget should actual revenues prove to be materially different from those forecasted.

Our forecasts also provide the basis for our expenditures and capital investment plans which are included in the Operating Budget. Expenditure forecasts are based largely on both historical actual expenditures and the financial resource constraints for the City at large. Capital expenditures are forecasted based on the specific needs of each division, again within the financial resource constraints that exist within the framework of the City as a whole. Our budget book, and therefore this analysis, includes the City's operating funds and 4 additional funds: CDBG, WIA, Risk Management and Employee Insurance Funds. The Budget Book differs from the Consolidated Annual Financial Report ("CAFR"), which includes all funds.

## Midyear Adjustments

The Operating Budget is a point-in-time reflection of what is actually a fluid, continually adaptive process throughout the fiscal year. This Budget Book contains the *Adopted* Budget, which has been adopted by the Council as its Adopted Budget. Because it is prepared well in advance of the completion of the prior year's financial audits, and because there are often circumstances which cause need for making mid-year adjustments to the original plan, the Finance Director may recommend changes to the Operating Budget at a mid-year point. These are an ordinary part of the municipal budgeting process and reflect the City's capacity to monitor its resources relative to its budget and to make adjustments where prudent.

## Use of Fund Balance

During the past several fiscal cycles, the City has given considerable attention and effort to curbing its reliance on the use of fund balance in the General Fund in order to meet its obligations. Because there has been little growth in revenues, for reasons both macro- and micro- economical, the City has been forced to reduce its spending in a number of areas in order to lower its use of fund balance. For the FY2017 budget, the City experienced across the board savings from employee benefit plan reforms adopted in prior budget years. The savings realized allowed the City to reduce its need for fund balance in its Operating Funds by a little over **\$1 million, an approximate reduction of 73%**, as compared to prior year. The reduced dependence on fund balance stemmed from systemic changes to certain obligations such as pension plans and healthcare plans, continued lack of capital investment, continued deferred maintenance in some areas, reduced workforce through attrition and existing vacancies, and lower indirect operating budgets (such as those for supplies, education and training, and travel).

Dependence on the use of fund balance is expected to continue to decline in future budget cycles for the following key reasons:

- The adoption of health care reform measures in its self-funded healthcare plan, which is expected to systemically lower the city's healthcare related costs for its employees. These included changes to deductibles, co-pays, out-of-pocket maximums, employee premiums,



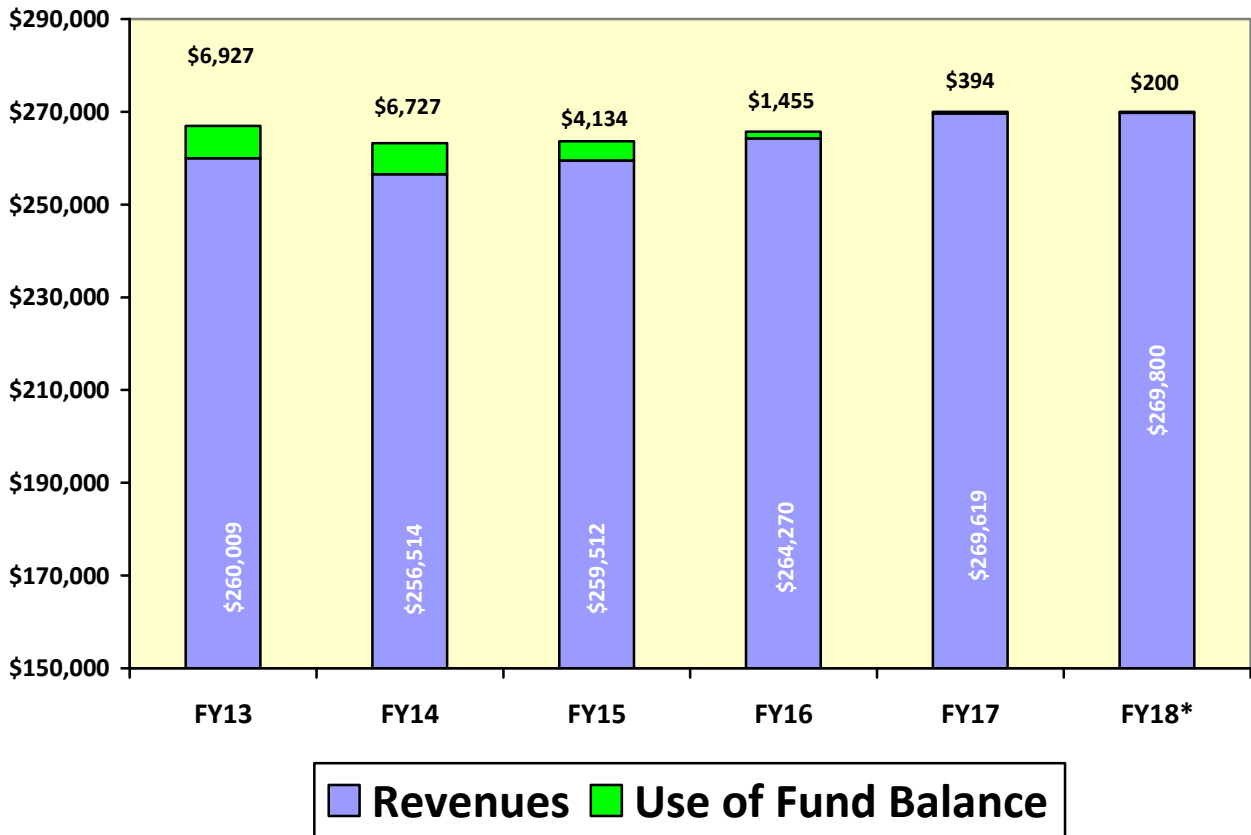
## FINANCIAL SUMMARY / OPERATING FUNDS

and the continuation of spousal exclusion for working spouses with available coverage at their own employer.

- Plans were implemented and/or continued for reduced support for component units and affiliates. For one such entity, self-sufficiency is expected in FY2017 as planned from prior year budget cycles.
- The city's contract with the Medical Center Hospital Authority, which provides for healthcare services to the city's indigent population as well as its inmate population, has been revised under mutual agreement with the Authority to reduce the amount of annual cash payment and to provide for future refunds in the event that costs are less than payments.

The following graph depicts the City's use of fund balance during the past five fiscal years (as planned for in annual Adopted Operating Budgets):

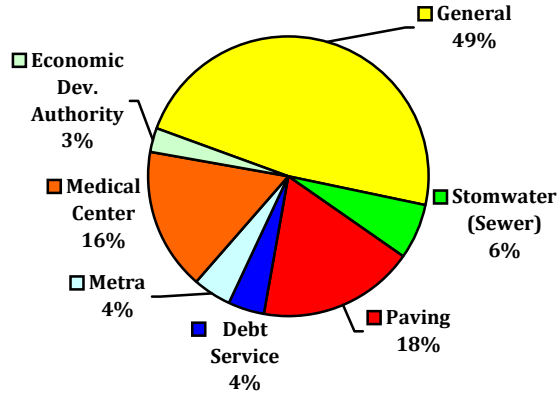
***Budgeted Revenues and Use of Fund Balance, FY13-FY18***  
*Dollars in Thousands (000s)*



\* FY18 estimate based on anticipated reductions to use of fund balance with steady revenues from all other sources

# FINANCIAL SUMMARIES / OPERATING FUNDS: REVENUES

## Ad Valorem Tax Distribution Among Funds



**Revenue Sources Total: \$270,013,787**

**General Property Taxes: \$83,308,139      30.9%**

For FY17, General Property taxes are budgeted to increase by about 1.04% over FY16. General Property Taxes are Ad Valorem taxes, penalties and interest on real and personal property, motor vehicles, mobile homes, intangible taxes, and all penalties, interest and FIFAs related to these taxes. They are projected based on estimated growth of the state approved tax digest at millage rates ordained by Council. The current trend reflects a modest increase in Ad Valorem taxes based on the natural growth of the digest. Projected Ad Valorem taxes are based on assumption of a 96 collection rate and the projected growth of the digest. The 96% collection rate assumption also applies to the Medical Center fund. Prior to FY15, the Medical Center fund was the one exception to the 96% collection rate assumption as contractually The Medical Center Hospital Authority received 3.00 mills regardless of actual tax collections. The *Ad Valorem Tax Distribution among Funds* Chart, on the top left, shows the distribution of Ad Valorem taxes among the applicable operating funds.

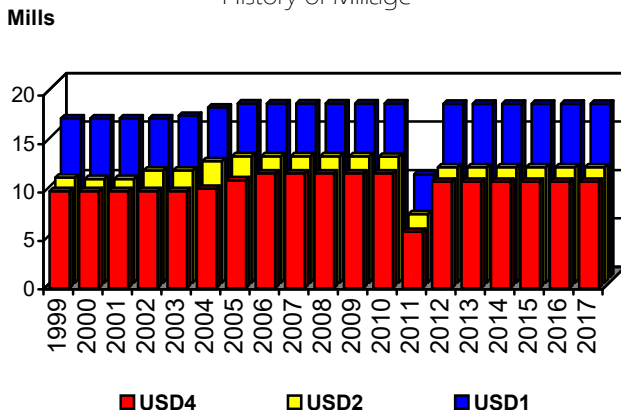
### History of CCG's Millage

As reflected in the History of Millage chart (below), the millage rate remained relatively consistent from FY96 to FY03 and remained unchanged from FY05 to FY10. FY11 was affected by the Other LOST rollback, but the millage rate returned to normal in FY12. There were small increases to the in the General Fund, the Paving and Debt Service Funds in FY04 and FY05. The Columbus Charter stipulates a 9-mill cap on "ordinary current expenses" which is the total of net general and urban millage and the transportation millage. The remaining millage includes the medical center, debt service, paving, sewer, and economic development authority fund. The current millage rates are listed in the Millage Table in the City Manager's message.

During FY13, the Debt Service portion of the millage was reduced by 0.16 mills due to bond defeasance and other debt restructure. City Council opted to increase the mills for Economic Development funding accordingly by 0.25 mills in FY15, the proceeds of which will be added to the Economic Development reserve. The net result was no change to the overall millage rate.

The Economic Development Fund was established in FY03 and is funded by a 0.50 millage when and as approved by City Council. Each fiscal year during budget deliberations, Council decides whether to continue to appropriate monies for the Economic Development fund. As noted in the *History of CCG's Millage* (left), during FY15 an additional 0.25 mills is being set aside as a reserve for Economic Development, subject to Council's discretion and approval.

History of Millage



### Property Tax Primer

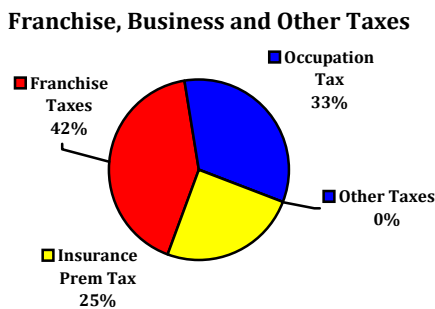
*Ad Valorem or Property Tax is a large source of revenue for CCG. The basis of the taxation is the Fair Market Value (FMV) of the property established as of January 1 of each year. The tax is levied on the assessed value of the property, which by GA state law is 40% of FMV. The amount of tax is determined by the tax rate (millage) levied by City Council). A mill is equal to \$1 for each \$1,000 of assessed value.*

In addition to general economic trends and conditions, CCG faces the added challenge in our property tax structure is the property tax freeze, which freezes the FMV valuation of a property at purchase.

# FINANCIAL SUMMARIES / OPERATING FUNDS: REVENUES

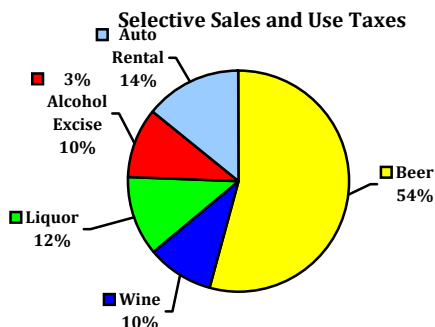
**Franchise (Utility), Business and Other Taxes:**  
**\$44,874,326** **16.6%**

In FY17, Franchise and Business Taxes are projected to increase approximately 1.6% as compared to FY16. These revenues are sensitive to economic conditions and are projected based on historical trends and expected economic strength or weakness. Trends for franchise taxes have been shown slight increases. Business Taxes include Occupation Taxes, which are based on the gross income of certain businesses, and Insurance Premium Taxes. These taxes are also expected to generate modest increases in FY17.



See the Franchise, Business, and Other Taxes pie chart (above) for a breakdown of this category.

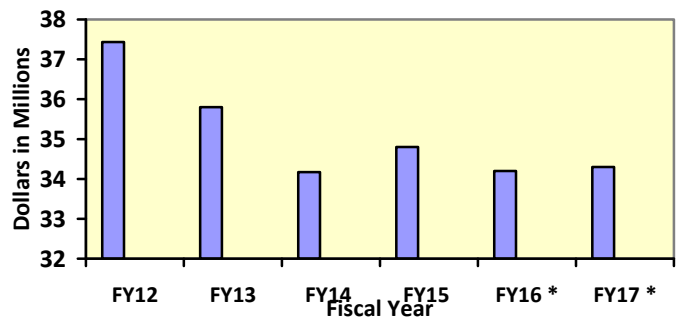
**Sales and Use Taxes:**  
**\$72,658,333** **26.9%**



The FY17 budget includes a projected decrease in Sales and Use Tax of about 0.5% from FY16. This projected decrease continues a downward trend which began several years ago as a result of macro-economic conditions.

A Local Option 1¢ Sales Tax is levied to keep the ad valorem tax as low as possible. The taxes are projected based on economic indicators (employment rate, consumer confidence, etc.) and estimated growth in sales. The State of Georgia limits local jurisdictions to one cent (1¢) for general purposes. The trend of growth of sales tax has leveled off. It has cycled up and down in recent years, but is anticipated to increase modestly over the next fiscal year or two. The *Local Option Sales Tax Chart* reflects the trend in Sales Tax.

**General Fund Local Option Sales Taxes**



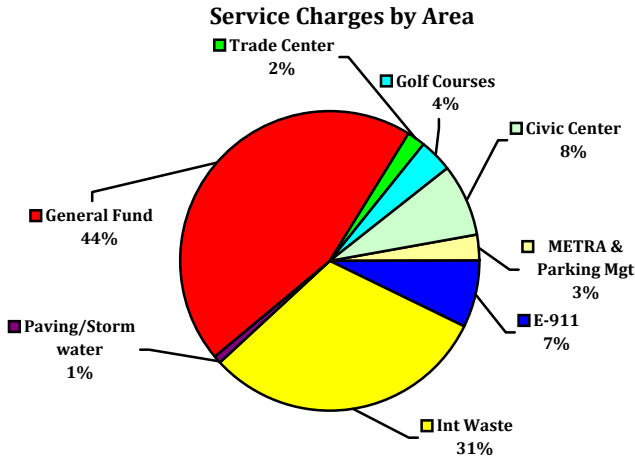
Also included in this category are use taxes. Use taxes include taxes on various rentals, advertising, and merchandising charges, as well as taxes on Beer, Wine, Liquor, and a 3% Alcohol Excise tax. This revenue is projected based on current indicators and tax rates set by Council. A modest decrease was projected for this fiscal year. This subcategory reflects less sensitivity to economic conditions.

**Charges for Service:**  
**\$40,033,253** **14.8%**

For FY17, an increase in Charges for Services of 6.1% from FY16 has been projected, primarily due to expected increase in user fees collected by our cultural and recreation based facilities as well as court fees collected. Service Charges include collections for government services, such as solid waste management fees, fees for use of public recreational facilities, emergency medical service fees and fees for the operation of the E-911 system and the city pound. Also included in this category are court fees and commissions. Commissions include the fees collected by the Tax Commissioner as well as the commissions paid on pay telephones. Due primarily to the addition of Title Ad Valorem Tax Fees,

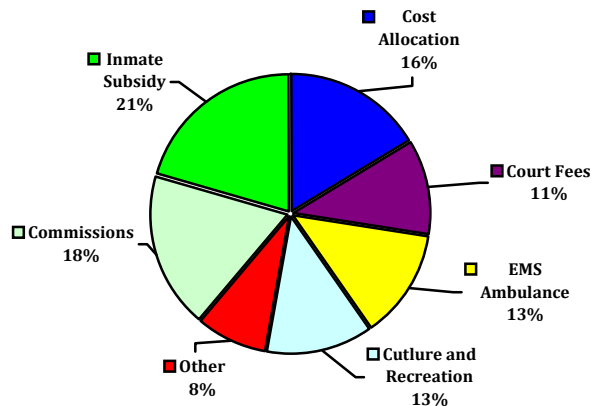
# FINANCIAL SUMMARIES / OPERATING FUNDS: REVENUES

Also in service charges is cost allocation. Established in the FY93 Budget, cost allocation revenues reflect levels of service provided by the general fund central administrative functions (such as accounting, purchasing) to other fund, grant, and authority activities. For FY17, a 6.4% increase in cost allocations was projected.



Projections for Service charges are based on rates set by Council, historical trends, and economic indicators. An incline in user based fees collected by the City's public cultural and recreation based facilities and decreased court collection fees lead to the projected 6.1% increase in total Charges for Services for FY17. See the *Service Charges by Area* pie chart.

**General Fund Charges for Service**



## **Fines and Forfeitures:**

**\$5,002,112**

**1.9%**

This category consists primarily of fines and charges imposed by the various courts of Muscogee County. Council sets some of these charges, while others are mandated by State. For FY17, an 1.2% decrease was projected in Fines and Forfeitures due to a trending reduction in court fees collected in superior court, state court, municipal courts, and all other courts to include recorder's court and environmental court.

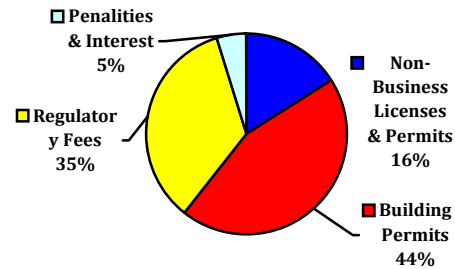
## **Licenses and Permits:**

**\$2,486,000**

**0.9%**

For FY17, License and Permit revenues are expected to modestly incline as compared to prior year. This category is derived from permits, business and professional license fees. Business Licenses include Beer, Wine and Liquor Licenses, Alcohol Application ID Card Permits and Insurance Licenses.

**Licenses & Permits By Type**



Non Business Licenses and Permits include permits for pet ownership, zoning petitions and marriage and gun licenses. Regulatory Fees include licenses to sell alcohol and insurance. Building permits make up the largest category. Council sets the fees for these charges. See *Business Licenses & Permits* (above) for a breakdown by type.

Projections are based on historical trend analysis, economic indicators, and anticipated economic growth. Some of these fees and permits that are sensitive to economic conditions are trending upward. Overall, licensing is remaining steady, as well as, fees and permits. Projections have followed these trends.

# FINANCIAL SUMMARIES / OPERATING FUNDS: REVENUES

## **Intergovernmental:**

**\$4,852,325** **1.8%**

This category consists of Federal, State and local government agency reimbursements for funding of local and statewide programs. Trends show an increase in state and federal funding, which is reflected in projections.

The revenues (and expenditures) for cooperatively funded various Federal, State, and Local grant activities is located in a Multi-Governmental fund.

Additionally, there are two published funds that are listed with the operating funds, but not included in these numbers. The Community Development Block Grant (CDBG) and Workforce Investment Act (WIA) are separate grant programs with different budget cycles because of federal regulations. An estimated budget is included in the budget process, and is adjusted by Council in the fall. Details about CDBG and WIA Funds can be found in the Overview (Section B) and Expenditures by Division (Section D) Sections.

## **Investment Income & Miscellaneous:**

**\$3,955,744** **1.5%**

This category includes revenue from investment of City reserves. Revenues are based on projected rates of return on invested fund equity. Although rates are expected to continue to be relatively low, the FY16 budget does not presume that there will be material gains or losses in investment value. Investment income is projected at \$1,026,400 for FY17.

This category also includes rents from City-owned property and sales of land, surplus equipment and various reports and databases. These revenues are projected based on fee schedules and current indicators. In addition, various one-time revenues, not categorized elsewhere, are included in this category. These revenue projections are based on historical trends.

## **Inter-fund Transfers In:**

**\$12,449,423** **4.6%**

Transfers-in account for the operating inter-fund transfers between the various funds to provide funding assistance and matching funds for Federal and State grants. This category accounts for the transfers of funds allocated to the Capital Improvement Program. The Hotel-Motel tax provides a source of revenue as a transfer in to the Civic Center and the Columbus Convention and Trade Center. For FY17, a 6.2% increase in transfers has been projected, thus presenting a cyclical trend in use of inter-fund transfers as a revenue source.

## **Use of Fund Balance:**

**\$394,132** **0.1%**

Fund balance usage is calculated based on the anticipated fund balance at fiscal year end after revenues and expenditures have been accounted for. To balance the Debt Service Fund and the Trade Center Fund, a planned use of fund balance has been programmed to cover expenditures in each of these funds. In the Trade Center Fund, it is expected that **\$290,000** will be needed from fund balance to cover the shortfall between revenues and expenditures. In the Debt Service Fund, the Use of Fund Balance is projected at a modest **\$104,132**. Operating Funds' total Use of Fund Balance is **\$394,132**. See *FY17 Summary of Revenues, Expenditures, & Change in Fund Balance* for details.



# FINANCIAL SUMMARIES / OPERATING FUNDS: EXPENDITURES

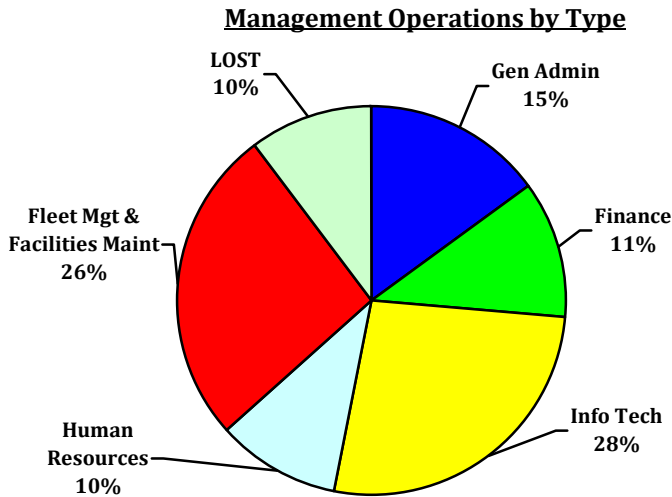
**Expenditures Total:                      \$270,013,787**

**Management Operations:**  
**\$ 20,195,515                                      7.5%**

Activities and management needed to administer the daily operations of the Consolidated Government.

These activities are distributed through such offices as the City Manager, Human Resources, Information Technology, Finance, Facilities Maintenance, and Fleet Maintenance. These offices provide support for line operations in their efforts to provide quality services to the citizens of the community.

Management Operations expenditures are budgeted at 14.5% higher than in FY16. See *Management Operations by Type* below for expenditure breakdown of support offices.



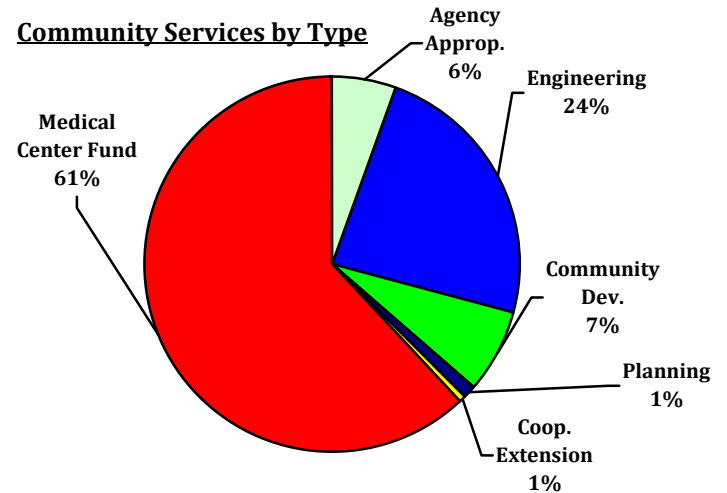
**Community Services:**  
**\$ 23,222,832                                      8.6%**

Community Services includes services that affect all citizens indirectly through the coordination of construction and development activities to ensure safety and a better quality of life. These services are distributed through such offices as Engineering, Inspections and Codes, Planning, and the Cooperative Extension division, which is operated in cooperation with the University of System of Georgia. Funds for other services are provided to various organizations in the

community by Council approval through agency appropriations. Community Services expenditures are budgeted 1.3% higher than the budget for FY16. See the Chart of *Community Services By Type* below for breakdown by Department.

In addition, the City's Medical Center appropriations are budgeted at a value of three (3) mills to reimburse the Medical Center for indigent care. These are accounted for in the Medical Center Fund.

Although CDBG funds are not reflected in the General Fund's expenses, the City's Department of Community Reinvestment administers the CDBG (Community Development Block Grant) Program.



**Public Works:**  
**\$ 29,480,709                                      10.9%**

This category includes the divisions involved in delivering and administering essential services such as solid waste collection, recycling, public cemeteries, and open and inert landfill operations and maintenance. Certain paving and sewer maintenance such as ditch cleaning, road patching, etc. is managed by this function. Environmental activities are coordinated through divisions grouped here.

Public Works expenditures are budgeted to be 7.1% higher in FY17 than budgeted for FY16.

# FINANCIAL SUMMARIES / OPERATING FUNDS: EXPENDITURES

**Statutory Boards & Commissions:**

**\$ 4,698,657** **1.7%**

This area provides miscellaneous services to the community. The Board of Elections and Registrations maintains the official eligible voters file and conducts elections in Muscogee County. The Tax Commissioner’s Office and the Board of Tax Assessors appraise property and collect due taxes in the county. The operations of the Coroner are included here. Expenditures in this category are budgeted at 8.8% lower than in FY16, primarily due to the completion of the upgrade of computer systems in the Tax Assessor’s office.

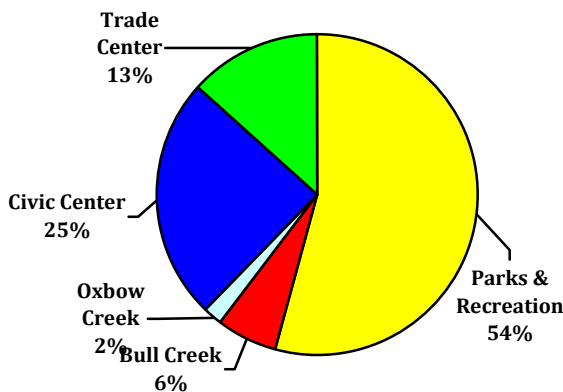
**Recreation & Culture:**

**\$ 20,608,830** **7.6%**

Recreation and cultural activities are provided almost exclusively through the Department of Parks and Recreation. The Parks and Recreation department provides outdoor activities, youth and senior programs, while operating the city’s major arena facilities (Golden Park, Memorial Stadium). This category also includes Bull Creek Golf Course, Columbus Ironworks Convention and Trade Center and the Columbus Civic Center. Expenditures for Recreation and Culture are budgeted at 3.3% higher than for FY16. Cost increases will be due to operational changes implemented during the current budget cycle.

See *Recreation & Culture* Chart below.

**Recreation & Culture**



**Public Safety:**

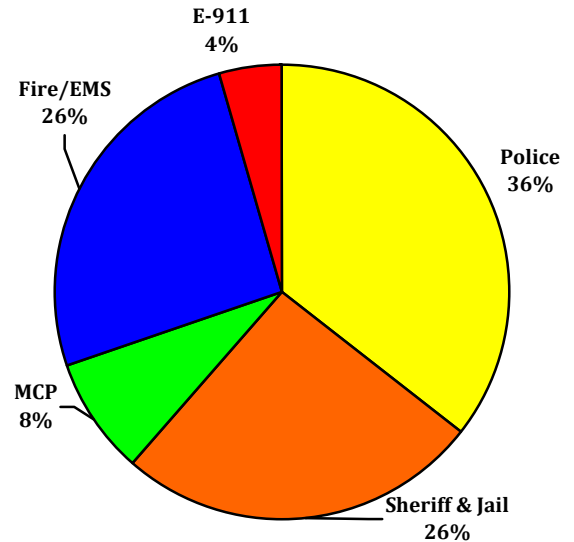
**\$ 105,832,921** **39.2%**

Public Safety encompasses those departments and divisions actively involved in the direct protection or support of protection of Columbus’ citizens and visitors. In addition to Police, Fire & Emergency Medical Services, and Emergency Management, the operations of the Sheriff’s office, the county jail, and Muscogee County Prison incorporated.

Public Safety expenditures are budgeted 0.4% above the FY16 budget. The primary reason for the increase stems from approved capital purchases adopted in the FY17 budget. More vehicles are set to be purchased as part of the capital replacement plan and there is no vast amount of funds set aside as a Public Safety Vacancy Reserve for unfilled vacancies in Police, Fire/EMS, the Marshal’s office and the Sheriff’s office as it was in FY16. For FY17, the Adopted budget includes Public Safety related capital purchases of \$2,627,562.

See *Public Safety Appropriations by Agency* below for breakdown of budget proportions.

**Public Safety Appropriations by Agency**



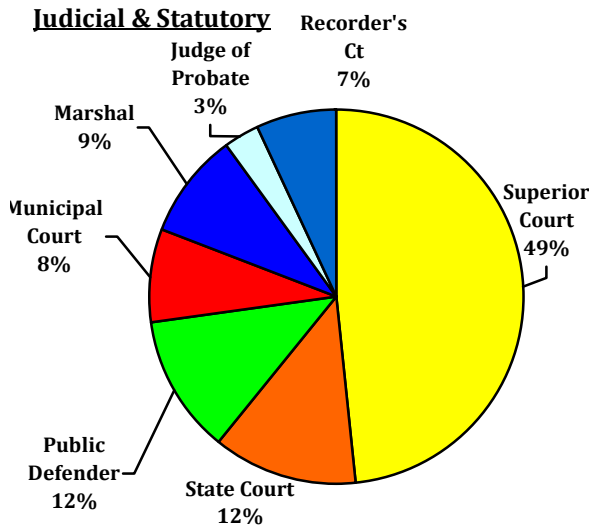
# FINANCIAL SUMMARIES / OPERATING FUNDS: EXPENDITURES

## Criminal Justice:

**\$ 15,224,953** **5.6%**

The Criminal Justice system operated by the City consists of all municipal and traditionally county courts. The support functions include probation, legal and clerk's offices. FY17 expenditures for Criminal Justice are 0.2% higher than they were for FY16.

The *Judicial & Statutory* pie chart below shows breakdown by court.



## Debt Service:

**\$ 13,099,736** **4.9%**

The Debt Service Fund accounts for the retirement of general obligation bond issues, Columbus Building Authority lease contracts, certain leasing obligations associated with vehicle purchases for Integrated Waste, and the Water Commission revolving loan contract.

## Overview and Debt Financing Principles

All local governments must determine how capital projects will be financed. It is the policy of the Columbus Consolidated Government (CCG) to use debt sparingly to retain the capacity to issue additional debt if the need arises. Currently, CCG is well below the 20% level that is considered by the credit industry to be a danger signal. In addition, CCG is well

below the legal debt ceiling for general obligation debt (detailed in the box below).

The Columbus Consolidated Government maintains two debt service funds - Debt Service Fund and Sales Tax Proceeds Account Fund. These Funds are used to service debt from four sources: General Obligation Debt, Columbus Building Authority contractual debt, the Board of Water Commissioners revolving loan contract, and lease purchase programs with the Georgia Municipal Association. Proceeds of a dedicated property tax provide the primary source of revenue for the Debt Service Fund. See Debt Service Fund Overview and Debt Service Fund Expenditures for more information.

## Debt Margin

The Columbus Consolidated Government remains well below the debt ceiling of 10% of assessed value of taxable property established by the State of Georgia's constitution. Information regarding the legal debt limit for CCG is listed below.

<b>Computation of Legal Debt Margin For Fiscal Year Ending June 30, 2016</b>	
Assessed value of taxable property*	\$ 5,126,025,436
Debt Limit: 10% of assessed value	512,602,544
Less: Amount of debt applicable to debt limit	0
<b>Legal Debt Margin Available</b>	<b>\$512,602,544</b>

\*Based on 2016 State Approved Gross Digest as of 08/01/16.

## Debt Service: Principal & Interest

In 2010, the Columbus Building Authority issued Series A, B, and C bonds in amounts of \$21,560,544 (A), \$72,320,000 (B), and \$2,090,000 (C) respectively. In 2012, the Columbus Building Authority issued Series A and B bonds in amounts of \$29,825,000 (A) and \$14,005,000 (B) respectively. For FY17, the total amount of payments for principal on all bonds outstanding will be **\$5,055,000** and the total amount of payments for all interest will be **\$5,858,385**. Included in these amounts are payments that are

# FINANCIAL SUMMARIES / OPERATING FUNDS: EXPENDITURES

made for bonds issued on behalf of Trade Center and Oxbow Creek Golf Course.

## Debt Service: Other Obligations

The Consolidated Government has directly or indirectly guaranteed the debt issued by the Bull Creek Golf Course Authority, the Columbus Iron Works Convention and Trade Center Authority, the Columbus Airport Commission, and the Hospital Authority of Columbus. However, because the debt is self-supporting, it is generally not considered debt of the CCG. In addition, the annual debt service payments of these issues are not budgeted in debt service funds.

During 2013, Columbus Consolidated Government entered into a master lease agreement with Georgia Municipal Association (GMA). The initial purpose of GMA financing was to purchase rolling stock equipment for Public Works. GMA financing was later utilized to purchase computer equipment and software upgrades as well as leasing emergency vehicles. The total amount of expenditures that will be allowed under the lease agreement in FY16 will be **\$2,186,351** (which includes repayment of principal and interest for one year).

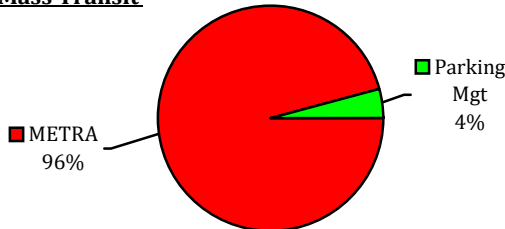
## Mass Transit:

**\$ 7,534,872** **2.8%**

METRA is the City of Columbus' mass transit system of buses with financial assistance provided by the local, State and Federal governments. Mass transit expenditures are budgeted at 14.6% above FY16 expenditures.

In FY00, the Parking Management Fund was added to accommodate the parking garage and downtown parking. It is categorized here because it is managed by METRA.

Mass Transit



## Other Non-Departmental Expense:

**\$ 24,433,899** **9.0%**

This category consists of expenditures that are not applicable to a specific department. Examples of the various non-departmental expenses include operating subsidies provided to the Integrated Waste and E911 Funds, contingency funds, and various other non-categorical expenses. Other non-departmental expenditures are budgeted at 1.4% lower than in FY17, primarily due to the elimination of the Public Safety Vacancy Reserve in the General Fund and decreased contingency budgets in several of the funds.

## Capital Improvement Projects (CIP):

**\$5,680,863** **2.1%**

The capital improvement program has been in operation since 1971 with the City consolidation. Funding comes from a variety of sources including transfers-in from the General, Paving, Sewer, and Integrated Waste Funds; 1999 1¢ Special Purpose Local Option Sales Taxes (1993, 1999), Columbus Building Authority (CBA) - Contractual Debt (2010A, 2010B, and 2010C Series, 2012A and 2012B Series), Capital Lease Agreements with Georgia Municipal Association, and Prior Years Balances. The program has historically been used for infrastructure projects such as road construction, drainage improvements, technology support and advancement, and miscellaneous project fund reserves. The number listed above includes only the transfers from the General, Sewer, and Paving funds into CIP projects. Additional funding includes the Integrated Waste Fund, 1999 Sales Tax and Prior Year's funding.

The General Fund support is funded from property, utility, sales and other taxes, as well as other miscellaneous revenues. Integrated Waste support is based on service charges from residential and commercial waste.

# **FINANCIAL SUMMARIES / OPERATING FUNDS: EXPENDITURES**

The City's share of Road Projects is funded wholly from the Paving Fund. The road projects are treated as a transfer-out to the CIP Fund where it is matched with a greater share of State dollars. Drainage projects are located in the Sewer fund and located here due to the length of the projects and expense. Integrated Waste Management was added in 1994 to account for capital projects related to the construction, expansion or closing of landfills. The balance of projects, recreation and sidewalks, are financed with equally distributed revenues and constructed as SPLOST cash flow allows.

The total financing for a given project may be available at one time, while the project may take multiple fiscal years for completion. At the end of the fiscal year, the total financing sources are earmarked and recorded for that project and the balance is carried forward to the next fiscal year.

Capital Improvement Projects project budgets may include any of the following basic costs that are commonly associated with a capital improvement project: the renovation or expansion of existing facilities; an initial feasibility study for infrastructure and/or new facilities; site improvement and/or development and land acquisition; construction of infrastructure and/or a new facility; related management and/or administrative costs; and equipment and furnishings associated with the project. The capital projects are grouped by service type:

**Management:** The Management service type includes projects impacting the general function and management of the Consolidated Government. The projects may also include land acquisition and development, facilities and infrastructure construction and renovation not directly associated with any of the other service classification. Typically, these projects are funded with contributions to the CIP from the operating funds.

**Parks, Recreation & Leisure:** This type of project includes all costs associated with land acquisition, park development, facilities construction and renovation of gymnasiums, museums, recreation centers, marinas, tennis courts, fields and other facilities and

infrastructure that are associated with recreational and leisure activities. These projects are primarily financed by the SPLOST, but also receive funding from the General Fund, grants and private contributions.

**Public Safety / Criminal Justice:** All projects related to the delivery of Courts, Police, Fire, Sheriff, Marshal, Emergency Medical and Correction services are recorded in this section. These projects are typically funded by the General Fund, but may be financed through debt and other sources.

**Drainage:** The projects classified as drainage are primarily concerned with storm water control, flood prevention, erosion control and soil conservation, sewer construction and renovation, open ditch and stream bank stabilization; and detention/retention pond improvements.

**Transportation:** Projects may be land and right-of-way acquisition, traffic signalization, roads, sidewalks, and path or trail construction. Road projects are primarily funded through contributions from the Paving Fund; however, other financing sources may include SPLOST or bond issues.

**Environmental:** This category primarily encompasses projects associated with the landfills. Other projects may include urban reforestation, streetscapes and gateway projects. Detailed information of the financing, expenditures, and project description for the various projects is located in the *FY16 Capital Improvement Program Budget Book*.

## **CIP impacts on the Operating Budget**

Due to the lack of funding over the past few years, we have been unable to meet the demand financially for many worthy projects. Prioritizing has been essential to stretch an already tight dollar as far as possible. This will have implications on future budgets. Currently, funding for our projects is primarily from sources other than operating budgets, so there is minimal impact on the operating budget for this year.



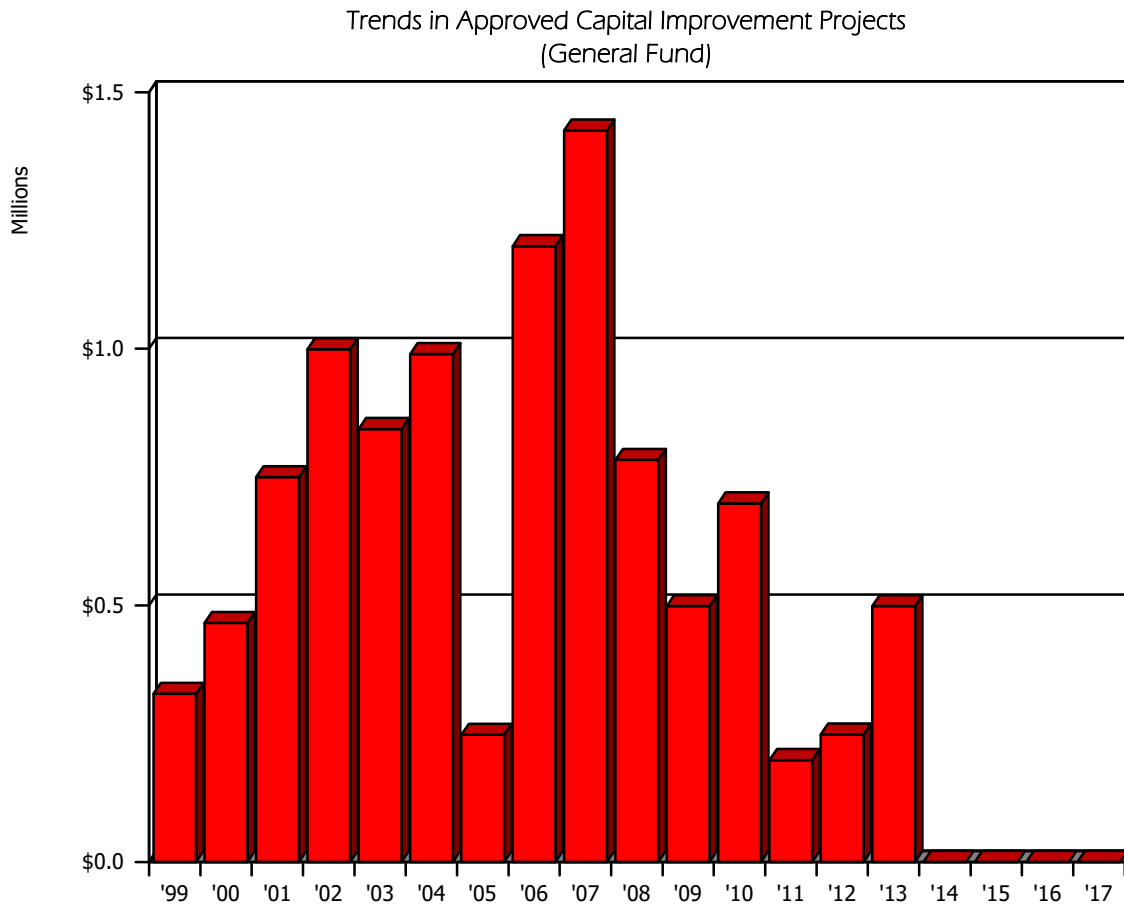
# FINANCIAL SUMMARIES / OPERATING FUNDS: EXPENDITURES

The alternative funding sources are providing funding to many repair and maintenance and infrastructure projects. These projects will reduce the cost of maintenance and repairs to aging infrastructure within the City.

Long term, we are going to see some reduction in operating costs to the City. We are unable to determine at this time if this will be offset by projects we are unable to fund. Although, it is believed future savings will be greater than project costs. Any reduction will

allow additional funding to be allocated to other operating costs or projects within the City.

For FY17, the overall budget for Capital Improvements was held to a minimum, continuing the trend of deferred capital investment begun in FY14. As shown below, FY17 saw the fourth year of no budgeting in the General Fund for Capital Improvements.



**FY17 SUMMARY OF REVENUES, EXPENDITURES AND CHANGES IN FUND BALANCE**

<b>OPERATING FUNDS</b>	<b>General Fund</b>	<b>Stormwater Fund</b>	<b>Paving Fund</b>	<b>Medical Center Fund</b>	<b>Integrated Waste Fund*</b>	<b>Emergency Telephone Fund</b>	<b>Economic Development Fund</b>	<b>Debt Service Fund</b>
<b>Fund Numbers</b>	<b>0101, 0102 0109</b>	<b>0202</b>	<b>0203</b>	<b>0204</b>	<b>0207</b>	<b>0209</b>	<b>0230</b>	<b>0405</b>
<b>Beginning Fund Balance as of 7/01/16 (undesignated, unreserved, &amp; unaudited)</b>	\$ 22,576,020	\$ 4,956,154	\$ 12,830,742	\$ (7,101,381)	\$ (9,428,919)	\$ -	\$ 1,196,706	\$ 5,453,326
<b>REVENUES</b>								
General Property Taxes	39,761,979	5,372,209	14,923,809	13,653,667	-	-	2,275,611	3,592,510
Franchise, Business & Other Taxes	18,760,326	-	-	-	-	-	-	-
Sales & Use Taxes	71,888,333	-	-	-	-	-	-	-
Business Licenses & Permits	28,600,000	-	-	-	-	-	-	-
Fines & Forfeitures	4,742,112	-	-	-	-	-	-	-
Charges for Service	17,943,433	35,000	354,895	-	12,329,000	2,930,000	-	-
Intergovernmental	440,608	8,000	12,000	-	-	-	-	1,408,897
Investment Income	450,000	55,000	250,000	-	200,000	-	-	3,000
Miscellaneous Revenues	654,013	-	-	-	-	-	-	497,350
Transfers-in	1,550,000	-	-	600,000	-	1,069,692	-	7,099,731
<b>Total Revenues</b>	<b>184,790,804</b>	<b>5,470,209</b>	<b>15,540,704</b>	<b>14,253,667</b>	<b>12,529,000</b>	<b>3,999,692</b>	<b>2,275,611</b>	<b>12,601,488</b>
<b>Total Available Resources</b>	<b>207,366,824</b>	<b>10,426,363</b>	<b>28,371,446</b>	<b>7,152,286</b>	<b>3,100,081</b>	<b>3,999,692</b>	<b>3,472,317</b>	<b>18,054,814</b>
<b>EXPENDITURES</b>								
Management Operations	20,195,515	-	-	-	-	-	-	-
Community Services	6,665,513	745,379	1,182,662	14,253,667	-	-	2,275,611	-
Public Services	3,989,895	3,351,541	11,703,796	-	11,294,887	-	-	-
Recreation & Culture	11,097,405	-	-	-	83,148	-	-	-
Public Safety	101,833,229	-	-	-	-	3,999,692	-	-
Criminal Justice	15,224,953	-	-	-	-	-	-	-
Statutory, Boards & Commissions	4,698,657	-	-	-	-	-	-	-
Capital Improvements	300,000	1,003,179	1,503,274	-	-	-	-	-
Other Non-Departmental	20,781,668	370,110	1,150,972	-	1,150,965	-	-	-
Debt Service	-	-	-	-	-	-	-	12,705,620
Mass Transit	3,969	-	-	-	-	-	-	-
<b>Total Expenditures</b>	<b>184,790,804</b>	<b>5,470,209</b>	<b>15,540,704</b>	<b>14,253,667</b>	<b>12,529,000</b>	<b>3,999,692</b>	<b>2,275,611</b>	<b>12,705,620</b>
Transfer to Other Funds**	-	-	-	-	-	-	-	-
<b>TOTAL</b>	<b>184,790,804</b>	<b>5,470,209</b>	<b>15,540,704</b>	<b>14,253,667</b>	<b>12,529,000</b>	<b>3,999,692</b>	<b>2,275,611</b>	<b>12,705,620</b>
Projected Ending Fund Balance: 6/30/17	22,576,020	4,956,154	12,830,742	(7,101,381)	(9,428,919)	-	1,196,706	5,349,194
<b>Change in total Fund Balance projected for FY17</b>	<b>\$ -</b>	<b>\$ -</b>	<b>\$ -</b>	<b>\$ -</b>	<b>\$ -</b>	<b>\$ -</b>	<b>\$ -</b>	<b>\$ 104,132</b>

NOTE: General Fund Balance includes LOST Fund Balance of \$34,333,333

\*Proprietary (Enterprise) funds - fund equity

\*\*Excluding transfers to the CIP Fund included in the Capital Improvements line.

**FY17 SUMMARY OF REVENUES, EXPENDITURES AND CHANGES IN FUND BALANCE**

<b>OPERATING FUNDS</b>	<b>Transportation Fund*</b>	<b>Parking Management Fund*</b>	<b>Trade Center Fund*</b>	<b>Bull Creek Golf Fund*</b>	<b>Oxbow Creek Golf Fund*</b>	<b>Civic Center Fund*</b>	<b>Total Operating Funds</b>
	<b>0751</b>	<b>0752</b>	<b>0753</b>	<b>0755</b>	<b>0756</b>	<b>0757</b>	
<b>Beginning Fund Balance as of 7/01/16 (undesignated, unreserved, &amp; unaudited)</b>	\$ (6,914,474)	\$ (3,201,560)	\$ (4,274,990)	\$ (4,499,236)	\$ (1,817,311)	\$ (17,198,442)	\$ (7,423,364)
<b>REVENUES</b>							
General Property Taxes	3,728,354	-	-	-	-	-	83,308,139
Franchise, Business & Other Taxes	-	-	-	-	-	-	18,760,326
Sales & Use Taxes	-	-	770,000	-	-	-	72,658,333
Business Licenses & Permits	-	-	-	-	-	-	28,600,000
Fines & Forfeitures	-	260,000	-	-	-	-	5,002,112
Charges for Service	1,023,000	57,000	783,630	1,250,850	247,000	3,079,445	40,033,253
Intergovernmental	2,982,820	-	-	-	-	-	4,852,325
Investment Income	5,000	23,400	40,000	-	-	-	1,026,400
Miscellaneous Revenues	-	-	676,781	30,200	-	1,071,000	2,929,344
Transfers-in	-	-	610,000	50,000	250,000	1,220,000	12,449,423
<b>Total Revenues</b>	<b>7,739,174</b>	<b>340,400</b>	<b>2,880,411</b>	<b>1,331,050</b>	<b>497,000</b>	<b>5,370,445</b>	<b>269,619,655</b>
<b>Total Available Resources</b>	<b>824,700</b>	<b>(2,861,160)</b>	<b>(1,394,579)</b>	<b>(3,168,186)</b>	<b>(1,320,311)</b>	<b>(11,827,997)</b>	<b>262,196,291</b>
<b>EXPENDITURES</b>							
Management Operations	-	-	-	-	-	-	20,195,515
Community Services	-	-	-	-	-	-	25,122,832
Public Services	15,000	-	-	-	-	100,000	30,455,119
Recreation & Culture	-	-	2,737,856	1,258,289	360,594	5,071,538	20,608,830
Public Safety	-	-	-	-	-	-	105,832,921
Criminal Justice	-	-	-	-	-	-	15,224,953
Statutory, Boards & Commissions	-	-	-	-	-	-	4,698,657
Capital Improvements	-	-	-	-	-	-	2,806,453
Other Non-Departmental	510,320	23,351	144,553	72,761	30,292	198,907	24,433,899
Debt Service	-	-	288,002	-	106,114	-	13,099,736
Mass Transit	7,213,854	317,049	-	-	-	-	7,534,872
<b>Total Expenditures</b>	<b>7,739,174</b>	<b>340,400</b>	<b>3,170,411</b>	<b>1,331,050</b>	<b>497,000</b>	<b>5,370,445</b>	<b>270,013,787</b>
Transfer to Other Funds**	-	-	-	-	-	-	-
<b>TOTAL</b>	<b>7,739,174</b>	<b>340,400</b>	<b>3,170,411</b>	<b>1,331,050</b>	<b>497,000</b>	<b>5,370,445</b>	<b>270,013,787</b>
Projected Ending Fund Balance: 6/30/17	(6,914,474)	(3,201,560)	(4,564,990)	(4,499,236)	(1,817,311)	(17,198,442)	(7,817,496)
<b>Change in total Fund Balance projected for FY17</b>	\$ -	\$ -	\$ 290,000	\$ -	\$ -	\$ -	\$ 394,132

NOTE: General Fund Balance includes LOST Fund Balance of \$34,333,333

\*Proprietary (Enterprise) funds - fund equity

\*\*Excluding transfers to the CIP Fund included in the Capital Improvements line.

**OVERVIEW / GENERAL FUND 0101**

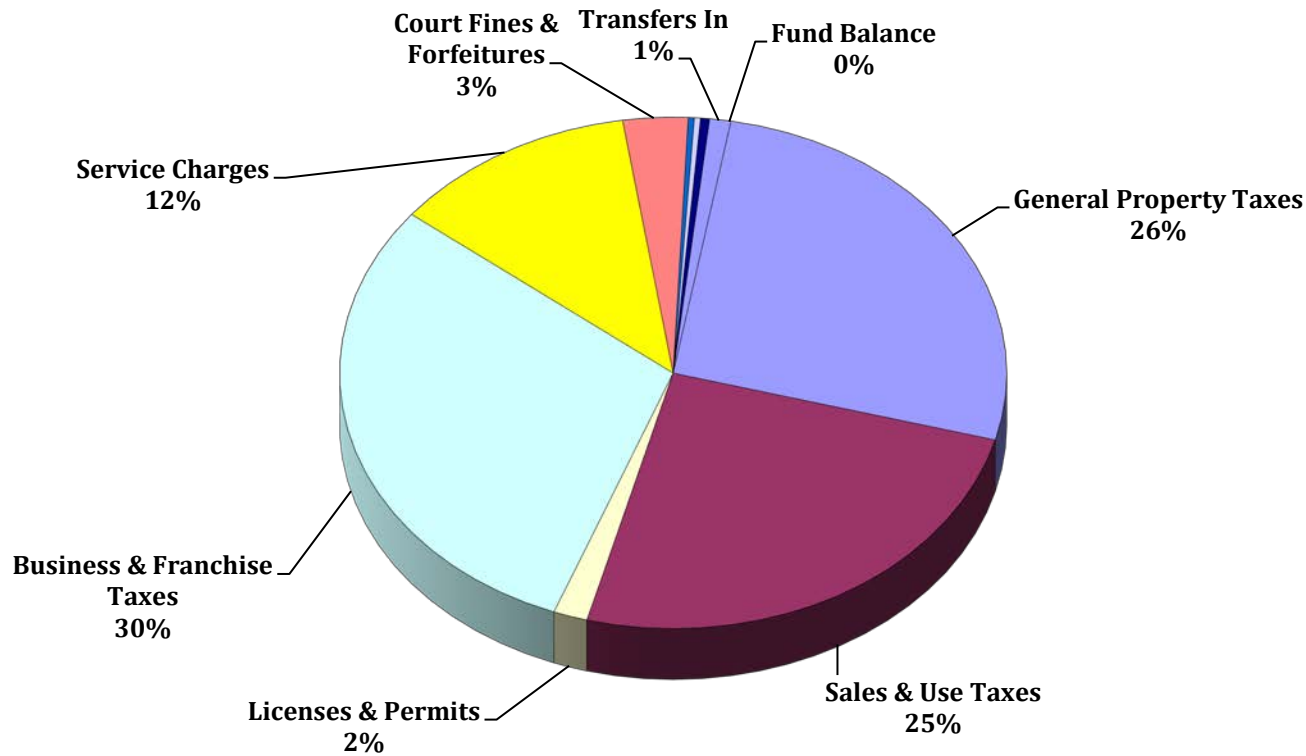
**General Fund**

**\$**

**150,457,471**

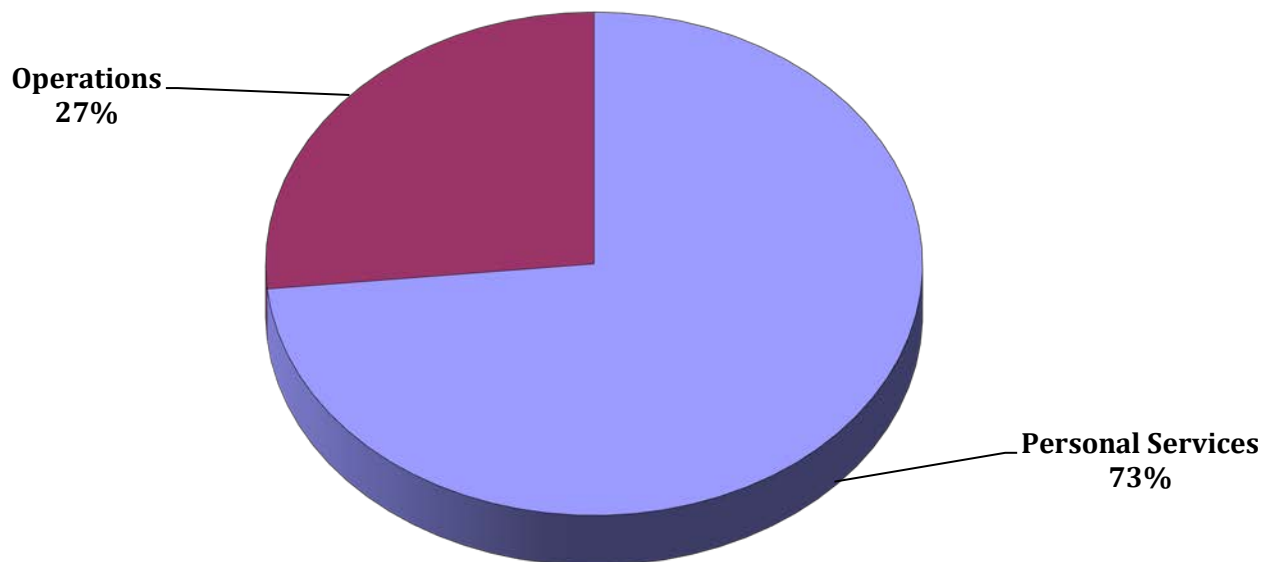
The General Fund accounts for all financial resources and expenditures that are not accounted for in specific purpose funds. It is the major operating fund of the government. The expenditures incurred are for current day-to-day expenses, operating equipment, and special appropriations

**Budget by Revenue Source**



*Items which constitute less than 1% of total are not identified on chart*

**Budget by Expense Category**



**SCHEDULE OF REVENUES / GENERAL FUND 0101**

	<b>FY14</b>		<b>FY15</b>		<b>FY16</b>		<b>FY17</b>		<b>%</b>
	<b>Actual</b>		<b>Actual</b>		<b>Actual*</b>		<b>Adopted</b>		<b>Change</b>
<b>General Property Taxes</b>									
4001	Real Property	27,841,917		28,585,507		29,073,677		33,665,360	15.79%
4002	Public Utility	-		-		33,385		-	-100.00%
4003	Timber	-		281		753		-	-100.00%
4005	Personal Property	4,458,479		4,680,042		5,038,502		-	-100.00%
4006	Motor Vehicle	3,137,852		3,137,552		3,133,143		2,961,619	-5.47%
4007	Mobile Homes	40,124		34,552		43,156		-	-100.00%
4009	Ad Valorem Title Tax	4,041,897		2,672,810		1,274,784		1,625,000	27.47%
4010	Alternative Ad Valorem Tax	-		-		153,771		80,000	-47.97%
4012	Not on Digest	128,470		62,479		34,108		-	-100.00%
4015	Recording Intangibles	655,789		600,864		652,484		650,000	-0.38%
4016	Railroad Equip Taxes	49,792		50,372		-		-	N/A
	<b>Subtotal</b>	<b>\$ 40,354,320</b>		<b>\$ 39,824,458</b>		<b>\$ 39,437,762</b>		<b>\$ 38,981,979</b>	<b>-1.16%</b>
<b>Penalties &amp; Interest</b>									
4150	Ad Valorem	957,132		752,969		655,942		700,000	6.72%
4151	Auto	129,941		95,953		77,431		80,000	3.32%
4153	Breach of Covenant	-		-		-		-	N/A
4154	FIFAs	29,599		32,841		31,929		-	-100.00%
	<b>Subtotal</b>	<b>\$ 1,116,672</b>		<b>\$ 881,763</b>		<b>\$ 765,302</b>		<b>\$ 780,000</b>	<b>1.92%</b>
<b>TOTAL GENERAL PROPERTY</b>		<b>\$ 41,470,992</b>		<b>\$ 40,706,221</b>		<b>\$ 40,203,065</b>		<b>\$ 39,761,979</b>	<b>-1.10%</b>
<b>Franchise (Public Utility Taxes)</b>									
4020	Georgia Power	9,848,173		10,602,722		10,632,555		10,650,000	0.16%
4021	Liberty Utilities/Atmos	1,859,266		2,017,335		1,731,233		1,800,000	3.97%
4022	AT&T	526,536		469,193		402,703		420,000	4.30%
4023	Charter Communications	452,941		485,586		484,241		470,000	-2.94%
4024	TCI/Mediacom	817,962		820,252		807,356		780,000	-3.39%
4025	Knology/WOW	1,060,855		1,107,195		1,071,241		1,040,000	-2.92%
4026	Diverse Power/Troup	191,307		221,154		197,636		190,000	-3.86%
4027	Flint Electric	88,446		93,800		94,601		90,000	-4.86%
4028	Water Works - 6% Sales	3,150,643		3,329,235		3,389,077		3,300,000	-2.63%
4029	AT&T Comm Rights	6,226		6,226		6,226		6,226	0.00%
4030	Public Svc Telephone ACN Communication	104		104		107		100	-6.54%
4031	Services- Inc	-		-		-		-	N/A
4032	Telephone Franchise Tax	2,129		8,836		7,979		8,000	0.26%
4114	American Communication	7,034		6,335		14,927		6,000	-59.80%
	<b>Subtotal</b>	<b>\$ 18,011,622</b>		<b>\$ 19,167,973</b>		<b>\$ 18,839,884</b>		<b>\$ 18,760,326</b>	<b>-0.42%</b>
<b>TOTAL FRANCHISE TAXES</b>		<b>\$ 18,011,622</b>		<b>\$ 19,167,973</b>		<b>\$ 18,839,884</b>		<b>\$ 18,760,326</b>	<b>-0.42%</b>
<b>Business Taxes</b>									
4100	Occupational Tax	15,068,650		14,557,892		14,523,677		15,000,000	3.28%
4110	Insurance Premium Tax	9,795,023		10,241,405		10,979,287		11,034,000	0.50%
	<b>Subtotal</b>	<b>\$ 24,863,673</b>		<b>\$ 24,799,297</b>		<b>\$ 25,502,964</b>		<b>\$ 26,034,000</b>	<b>2.08%</b>
<b>Other Taxes</b>									
4140	Other Taxes	87,949		81,796		63,750		80,000	25.49%
	<b>Subtotal</b>	<b>\$ 87,949</b>		<b>\$ 81,796</b>		<b>\$ 63,750</b>		<b>\$ 80,000</b>	<b>25.49%</b>
<b>TOTAL BUSINESS &amp; OTHER TAXES</b>		<b>\$ 24,951,622</b>		<b>\$ 24,881,093</b>		<b>\$ 25,566,714</b>		<b>\$ 26,114,000</b>	<b>2.14%</b>



**SCHEDULE OF REVENUES / GENERAL FUND 0101**

		FY14		FY15		FY16		FY17		%
		Actual		Actual		Actual*		Adopted		Change
<b>General Sales &amp; Use Taxes</b>										
4040	Local Option Sales Tax	34,172,170		34,808,890		34,272,199		34,300,000		0.08%
	<b>Subtotal</b>	<b>\$ 34,172,170</b>		<b>\$ 34,808,890</b>		<b>\$ 34,272,199</b>		<b>\$ 34,300,000</b>		<b>0.08%</b>
<b>Selective Sales &amp; Use Taxes</b>										
4052	Beer Tax	1,790,795		1,768,056		1,719,910		1,760,000		2.33%
4053	Wine Tax	314,634		324,656		343,314		320,000		-6.79%
4054	Liquor Tax	355,165		367,145		375,092		375,000		-0.02%
4058	Auto Rental Tax	480,201		461,195		471,620		460,000		-2.46%
4059	3% Alcohol Excise Tax	335,021		341,505		359,571		340,000		-5.44%
	<b>Subtotal</b>	<b>\$ 3,275,816</b>		<b>\$ 3,262,557</b>		<b>\$ 3,269,508</b>		<b>\$ 3,255,000</b>		<b>-0.44%</b>
<b>TOTAL SALES &amp; USE TAXES</b>		<b>\$ 37,447,986</b>		<b>\$ 38,071,447</b>		<b>\$ 37,541,707</b>		<b>\$ 37,555,000</b>		<b>0.04%</b>
<b>LICENSES &amp; PERMITS</b>										
<b>Business Licenses Regulatory Fees</b>										
4200	Beer License	101,980		104,470		112,130		105,000		-6.36%
4201	Wine License	44,210		46,960		52,055		46,000		-11.63%
4202	Liquor License	585,488		580,695		592,674		580,000		-2.14%
4204	Alcohol Application I.D.	28,360		30,340		51,525		38,000		-26.25%
4210	Insurance License	99,895		105,233		92,390		100,000		8.24%
	<b>Subtotal</b>	<b>\$ 859,933</b>		<b>\$ 867,698</b>		<b>\$ 900,775</b>		<b>\$ 869,000</b>		<b>-3.53%</b>
<b>Non-Business Licenses &amp; Permits</b>										
4250	Animal Permits	109,167		164,789		155,280		160,000		3.04%
4253	Zoning Petition Permits	(1,150)		27		-		-		N/A
4255	Judge Of Probate - Licenses	133,758		120,318		169,390		140,000		-17.35%
	<b>Subtotal</b>	<b>\$ 241,775</b>		<b>\$ 285,134</b>		<b>\$ 324,670</b>		<b>\$ 300,000</b>		<b>-7.60%</b>
<b>Other Licenses &amp; Permits</b>										
4251	Building Permits	1,298,808		1,026,004		1,235,239		1,100,000		-10.95%
4252	Certificates Of Occupancy	43,980		43,500		45,080		40,000		-11.27%
4256	Burial Permits	27,150		24,280		38,038		42,000		10.42%
4257	Mobile Home Permits	6,654		6,095		7,291		6,000		-17.71%
4259	HazMat Permits	14,650		15,900		16,150		14,000		-13.31%
	<b>Subtotal</b>	<b>\$ 1,391,242</b>		<b>\$ 1,115,779</b>		<b>\$ 1,341,798</b>		<b>\$ 1,202,000</b>		<b>-10.42%</b>
<b>Penalties &amp; Interest</b>										
4271	Penalties-Tag Fees	119,802		115,747		101,183		115,000		13.66%
	<b>Subtotal</b>	<b>\$ 119,802</b>		<b>\$ 115,747</b>		<b>\$ 101,183</b>		<b>\$ 115,000</b>		<b>13.66%</b>
<b>TOTAL LICENSES &amp; PERMITS</b>		<b>\$ 2,612,752</b>		<b>\$ 2,384,358</b>		<b>\$ 2,668,425</b>		<b>\$ 2,486,000</b>		<b>-6.84%</b>
<b>CHARGES FOR SERVICES</b>										
<b>Charges for Services</b>										
4450	Auto Tag Fees	194,505		196,635		223,948		190,000		-15.16%
4452	Auto Tag Postage Fees	48,345		52,170		50,855		45,000		-11.51%
4455	Damage to City Property	587		408		172		-		-100.00%
4456	Lot Cleaning Fees	-		-		-		-		N/A
4459	Data Services	1,370		1,410		1,550		-		-100.00%
4465	Insurance Fees	62,164		64,550		65,500		60,000		-8.40%
4501	Police False Alarm Fees	4,275		3,075		4,725		4,000		-15.34%
4502	Fire False Alarm Fees	-		1,200		5,850		-		-100.00%

**SCHEDULE OF REVENUES / GENERAL FUND 0101**

		<b>FY14</b>	<b>FY15</b>	<b>FY16</b>	<b>FY17</b>	<b>%</b>
		<b>Actual</b>	<b>Actual</b>	<b>Actual*</b>	<b>Adopted</b>	<b>Change</b>
4505	Hazmat Cleanup Fees	-	-	-	-	N/A
4506	EMS Collections	2,008,219	2,749,921	3,131,154	2,300,000	-26.54%
4508	EMS Special Events	560	1,330	-	-	N/A
4512	Jail Fees	232,375	142,680	11,550	10,000	-13.42%
4513	Alarm Registration	1,290	2,220	1,830	1,600	-12.57%
4514	Wireless Surcharges	-	-	-	-	N/A
4515	MCP Inmates - Subsidy	3,735,200	3,744,500	3,753,340	3,700,000	-1.42%
4516	MCP Inmates - Releases	18,064	14,339	17,606	15,000	-14.80%
4517	Jail Medical Reimburse	66,601	8,943	7,115	8,000	12.43%
4610	Bad Check Fees	4,265	4,152	4,855	4,000	-17.62%
4611	Credit Card Service Fees	3,750	3,613	3,475	3,000	-13.67%
4620	Fuel Surcharge	71,356	48,524	32,160	30,000	-6.72%
	<b>Subtotal</b>	<b>\$ 6,452,926</b>	<b>\$ 7,039,670</b>	<b>\$ 7,315,686</b>	<b>\$ 6,370,600</b>	<b>-12.92%</b>
<b>Cost Allocation</b>						
4461	Cost Allocation Service Fees	2,482,323	\$ 2,672,971	\$ 2,748,202	2,925,345	6.45%
	<b>Subtotal</b>	<b>\$ 2,482,323</b>	<b>\$ 2,672,971</b>	<b>\$ 2,748,202</b>	<b>\$ 2,925,345</b>	<b>6.45%</b>
<b>Court Fees</b>						
4430	Municipal Court - Court	33,757	\$ 16,873	\$ 6,746	15,000	122.35%
4431	Recorders Court - Court	225	150	50	-	-100.00%
4432	Magistrate Court-Court	105,376	116,486	130,860	100,000	-23.58%
4433	Superior Court - Court	385,066	418,421	275,273	350,000	27.15%
4434	Superior Ct - Misc. Fees	60,751	69,255	53,932	50,000	-7.29%
4435	Probate Ct - Misc. Fees	64,620	54,970	70,210	60,000	-14.54%
4436	Probate Court - Estates	203,463	164,772	224,059	220,000	-1.81%
4437	Adult Probation	14,478	5,831	-	-	N/A
4438	Recorders Ct - Admin Fees	129,246	120,710	117,190	110,000	-6.14%
4439	Juvenile Court - Court Fees	85	125	244	-	-100.00%
4440	DUI Photo Fees	875	2,450	-	-	N/A
4442	DA Uresa Uniform	-	-	-	-	N/A
4443	Public Defenders Recovery	800	1,362	1,368	-	-100.00%
4448	Recordings	409,747	325,832	371,092	400,000	7.79%
4449	Real Estate Transfer Fees	569,350	573,953	825,972	600,000	-27.36%
4466	CW Public Defend - Admin	-	-	-	-	N/A
4467	Juv Drug Crt Non Comp	3,636	3,673	5,410	-	-100.00%
4471	Verification Fees	7,040	6,430	9,075	7,000	-22.87%
4472	Council Variance Fees	400	600	-	-	N/A
4473	Subdivision Plat Fees	18,868	20,592	16,278	15,000	-7.85%
4474	Zoning Fees	28,080	25,300	15,400	17,800	15.58%
4483	Juvenile Ct - Traffic Fines	-	(185)	6,999	-	-100.00%
4493	Drug Court Lab Fees	-	-	12,815	12,000	-6.36%
4494	Adult Drug Ct Admin Fees	-	-	18,016	-	-100.00%
4496	Indigent Defense Fee	39,356	44,679	26,698	20,000	-25.09%
4497	BHAR Review Fees	1,402	1,645	1,620	1,340	-17.28%
4537	Juvenile Ct - Supervisory Fe	14,770	28,313	17,965	15,000	-16.50%
	<b>Subtotal</b>	<b>\$ 2,091,391</b>	<b>\$ 2,002,237</b>	<b>\$ 2,207,271</b>	<b>\$ 1,993,140</b>	<b>-9.70%</b>
<b>Special Assessments</b>						
4595	Street Assess & Demo	53,131	\$ 59,268	\$ 60,718	40,000	-34.12%
	<b>Subtotal</b>	<b>\$ 53,131</b>	<b>\$ 59,268</b>	<b>\$ 60,718</b>	<b>\$ 40,000</b>	<b>-34.12%</b>
<b>Commissions</b>						
4815	Pay Phone - Jail	263,588	224,427	264,262	225,000	-14.86%
4816	Pay Phone - MCP	96,093	130,867	171,846	120,000	-30.17%
	<b>Subtotal</b>	<b>\$ 359,681</b>	<b>\$ 355,294</b>	<b>\$ 436,108</b>	<b>\$ 345,000</b>	<b>-20.89%</b>

**SCHEDULE OF REVENUES / GENERAL FUND 0101**

		FY14 Actual		FY15 Actual		FY16 Actual*		FY17 Adopted		%
										Change
<b>Other Fees - Commissions</b>										
4532	School Tax Commissions	2,473,739		2,503,201		2,550,446		2,500,000		-1.98%
4533	School Tax-Auto Commissic	281,311		264,276		251,544		250,000		-0.61%
4534	State of GA Commissions	35,401		24,120		13,539		15,000		10.79%
4536	B.I.D. Commissions	15,271		14,619		14,399		14,000		-2.77%
4538	Title Ad Val Tax Comm	134,718		140,863		150,747		130,000		-13.76%
	<b>Subtotal</b>	<b>\$ 2,940,440</b>	<b>\$</b>	<b>2,947,079</b>	<b>\$</b>	<b>2,980,675</b>	<b>\$</b>	<b>2,909,000</b>		<b>-2.40%</b>
<b>Other Fees</b>										
4518	Coroner Transports	1,350		-		275		-		-100.00%
4530	Sheriff - Fees	923,740		930,157		868,812		900,000		3.59%
4531	Qualifying Fees	16,058		4,484		36,833		-		-100.00%
4558	Recycling Fees	25,288		20,738		14,532		20,000		37.63%
4559	Sale of Recycled Materials	-		1,098		97		-		-100.00%
4570	Spay/Neuter Vch Fees	6,410		7,983		3,361		5,000		48.77%
4571	Pound Fees	55,616		44,974		64,491		50,000		-22.47%
4572	Animal Bio Med	381		-		389		-		-100.00%
4582	Sale of Merchandise	6,880		10,589		12,037		7,000		-41.85%
4591	Lot Cleaning/Maint Fees	76,950		66,430		96,118		120,000		24.85%
4594	Ordained Bldg Demolition	164,160		20,478		139		-		-100.00%
	<b>Subtotal</b>	<b>\$ 1,276,833</b>	<b>\$</b>	<b>1,106,931</b>	<b>\$</b>	<b>1,097,084</b>	<b>\$</b>	<b>1,102,000</b>		<b>0.45%</b>
<b>Culture &amp; Recreation</b>										
4654	Memorial Stadium	8,272		8,168		7,350		6,000		-18.37%
4655	Golden Park	11,350		9,506		11,417		9,000		-21.17%
4658	Tennis Fees	169,397		171,652		162,022		184,000		13.56%
4659	Swimming Pools	83,620		85,883		88,236		80,000		-9.33%
4660	Concessions	24,835		22,693		19,394		20,000		3.12%
4661	Concessions- Mem Stad	5,408		10,925		5,966		8,000		34.09%
4664	Pool Concessions	35,987		40,039		44,998		40,000		-11.11%
4665	Facilities Rental	3,525		790		737		21,000		2747.69%
4666	Facilities Rent Promenade	18,269		14,216		12,825		12,000		-6.43%
4667	Facilities Rent-Comm Ctr	41,941		33,441		38,841		30,000		-22.76%
4668	Facilities Rental -Rugby	400		870		400		400		0.00%
4671	After School Program	1,277,363		1,284,293		1,212,731		1,250,000		3.07%
4674	Youth Program Fees	4,325		2,184		5,125		3,500		-31.71%
4675	Therapeutics	3,111		6,520		5,093		4,000		-21.45%
4676	Cultural Arts Program	47,067		41,550		45,572		40,000		-12.23%
4677	Sr. Citizens Program Fees	7,952		6,446		6,160		6,000		-2.60%
4678	Athletic Program Fees	65,060		94,567		89,535		80,000		-10.65%
4680	South Commons -Softball	18,900		24,250		25,200		25,000		-0.79%
4681	Fee Based Program Fees	6,180		4,124		2,655		-		-100.00%
4682	Marina Concessions	76,080		77,206		83,177		75,000		-9.83%
4683	Marina Fees	21,480		23,962		20,250		25,448		25.67%
4684	South Commons- Concessions	10,111		26,070		11,347		15,000		32.19%
4685	Vending Machines	5,232		7,909		6,725		7,000		4.09%
4686	Aquatics Gate	79,756		109,875		105,385		100,000		-5.11%
4687	Aquatics Concession	12,083		9,806		12,130		9,000		-25.81%
4688	Aquatics Rentals	58,939		68,197		76,048		65,000		-14.53%
4689	Aquatics Program Fees	40,985		23,811		15,257		102,000		568.55%
4690	Aquatics Merchandise	4,757		3,523		1,633		1,000		-38.75%

**SCHEDULE OF REVENUES / GENERAL FUND 0101**

		FY14 Actual		FY15 Actual		FY16 Actual*		FY17 Adopted	%	
									Change	
4691	Whitewater	25,850		44,745		40,770		40,000	-1.89%	
	<b>Subtotal</b>	<b>\$ 2,168,235</b>	<b>\$</b>	<b>2,257,221</b>	<b>\$</b>	<b>2,156,981</b>	<b>\$</b>	<b>2,258,348</b>	<b>4.70%</b>	
<b>TOTAL CHARGES FOR SERVICES</b>		<b>\$ 17,824,960</b>	<b>\$</b>	<b>18,440,671</b>	<b>\$</b>	<b>19,002,724</b>	<b>\$</b>	<b>17,943,433</b>	<b>-5.57%</b>	
<b><u>COURT FINES &amp; FORFEITURES</u></b>										
4740	Recorders Court - Fines	3,711,502	\$	3,357,498	\$	3,668,166		3,500,000	-4.58%	
4741	Juvenile Court - Fines	7,723		12,690		-		-	N/A	
4743	Environmental Court - Fine:	81,515		95,833		74,930		60,000	-19.93%	
4746	Other Fines	250		875		808		112	-86.15%	
<b><u>    Surcharges:</u></b>										
4753	Recorders' Ct- Muscogee	150,544		137,862		146,872		135,000	-8.08%	
4754	Superior Ct- Muscogee	2,775		4,196		4,428		4,000	-9.67%	
4755	State Court- Muscogee	43,591		34,492		22,837		20,000	-12.42%	
4756	Municipal Ct- Muscogee	7,036		4,726		1,500		3,000	99.98%	
4757	Harris County Surcharge	33,077		35,153		47,527		30,000	-36.88%	
4758	Talbot County Surcharge	6,525		7,710		8,571		7,000	-18.33%	
4759	Marion County Surcharge	8,672		6,472		7,103		7,000	-1.45%	
4760	Chattahoochee County	7,356		5,823		6,319		6,000	-5.05%	
4761	Taylor County	14,205		48,140		26,196		20,000	-23.65%	
<b><u>    Fines and Forfeitures:</u></b>										
4762	Superior Court F&F	113,963		119,064		115,433		110,000	-4.71%	
4763	Municipal Court F&F	413,324		309,513		237,189		240,000	1.19%	
4764	State Court F&F	838,535		705,929		423,556		600,000	41.66%	
4769	Magistrate Ct- F&F	24,555		24,605		-		-	N/A	
<b>TOTAL COURT FINES &amp; FORFEITURES</b>		<b>\$ 5,465,148</b>	<b>\$</b>	<b>4,910,581</b>	<b>\$</b>	<b>4,791,437</b>	<b>\$</b>	<b>4,742,112</b>	<b>-1.03%</b>	
<b><u>INTERGOVERNMENTAL</u></b>										
4313	Misc Federal Revenue	35,000		35,000		-		-	N/A	
4314	Soc Sec Admin Fee	19,402		66,401		55,200		50,000	-9.42%	
4343	GA Emergency Mgt Assist	56,966		56,966		56,966		56,966	0.00%	
4359	Miscellaneous Revenues	-		3,728		1,454		-	-100.00%	
4376	Disaster Reimbursement	-		-		118,723		-	-100.00%	
4400	Payment Lieu Taxes Housing Auth	67,259		54,085		55,924		40,000	-28.47%	
4402	Admin Office of Court	140,926		148,750		148,750		148,750	0.00%	
4414	Harris County	108,882		100,506		114,000		100,506	-11.84%	
4423	MCSD (School District)	-		100,731		-		-	N/A	
4424	Misc Intergovernmental	10,615		-		72,129		-	-100.00%	
4426	Talbot County	11,922		11,922		11,922		11,922	0.00%	
4427	Marion County	11,896		11,896		11,896		11,896	0.00%	
4428	Chattahoochee County	5,000		5,000		5,000		5,000	0.00%	
4429	Taylor County	15,568		15,568		15,568		15,568	0.00%	
<b>TOTAL INTERGOVERNMENTAL</b>		<b>\$ 483,436</b>	<b>\$</b>	<b>610,553</b>	<b>\$</b>	<b>667,532</b>	<b>\$</b>	<b>440,608</b>	<b>-33.99%</b>	
<b><u>INVESTMENT INCOME</u></b>										
4772	Gains/Losses on	(185,189)		(304,406)		(208,322)		-	-100.00%	
4780	Investment Interest	809,112		737,408		570,908		450,000	-21.18%	
<b>TOTAL INVESTMENT INCOME</b>		<b>\$ 623,923</b>	<b>\$</b>	<b>433,002</b>	<b>\$</b>	<b>362,587</b>	<b>\$</b>	<b>450,000</b>	<b>24.11%</b>	

**SCHEDULE OF REVENUES / GENERAL FUND 0101**

		<b>FY14</b>		<b>FY15</b>		<b>FY16</b>		<b>FY17</b>		<b>%</b>
		<b>Actual</b>		<b>Actual</b>		<b>Actual*</b>		<b>Adopted</b>		<b>Change</b>
<b><u>MISCELLANEOUS</u></b>										
<b>Rents &amp; Royalties</b>										
4861	Police/Unclaimed Property	-		-		-		-		N/A
4862	Sale Of Salvage	3,784		100,755		1,652		-		-100.00%
4867	Engineering Documents	7,850		4,675		2,200		3,000		36.36%
4869	Sale Of Police Reports	196,319		205,887		193,143		180,000		-6.80%
4870	Sale Of Fire Reports	33,065		34,268		37,972		55,697		46.68%
4871	Voter Lists	-		-		776		-		-100.00%
4873	Legacy Terrace Rental	89,082		84,127		100,004		90,000		-10.00%
4877	Rental Of City Property	15,700		12,276		8,406		10,000		18.97%
4878	Rental/Lease Income	121,289		147,964		142,006		140,000		-1.41%
4879	Plan & Develop Doc	13,172		3,772		2,029		2,000		-1.44%
4881	Misc. Coroner Reports	1,187		3,108		30		30		0.00%
4884	Signage Sales - Developers	11,975		7,500		4,696		1,550		-66.99%
4885	Tax Comm. Reports	10,500		7,500		-		-		N/A
4888	Sales of Electricity - Chargir	-		2		15,808		5,000		-68.37%
	<b>Subtotal</b>	<b>\$ 503,923</b>		<b>\$ 611,834</b>		<b>\$ 508,722</b>		<b>\$ 487,277</b>		<b>-4.22%</b>
<b>Other Miscellaneous Revenue</b>										
4821	DETOX/Maj Bldg Repairs	17,795		15,058		17,795		16,427		-7.69%
4822	DETOX/Mental - Insurance	726		615		2,696		670		-75.14%
4824	Restitution	464		63		-		-		N/A
4837	Miscellaneous Revenues	247,744		167,817		123,600		104,800		-15.21%
4840	Rebates	2,417		6,804		-		-		N/A
4842	Vendors Comp. - Sales Tax	1,920		1,485		1,759		-		-100.00%
4843	Naval Center Reimburs	57,380		62,491		(92)		-		-100.00%
4844	Refund Bldg Maint	25,600		21,662		23,631		24,839		5.11%
4848	Fuel	28,805		28,610		20,636		20,000		-3.08%
	<b>Subtotal</b>	<b>\$ 382,851</b>		<b>\$ 304,605</b>		<b>\$ 190,025</b>		<b>\$ 166,736</b>		<b>-12.26%</b>
<b>Reimbursement for Damaged Property</b>										
4744	Tree Replacement Fines	7,000		-		-		-		N/A
4851	Damage To City Property	-		-		-		-		N/A
4852	Repairs To City Vehicles	398		941		314		-		-100.00%
4853	Claims/Settlements	49,830		21,460		133,050		-		-100.00%
4854	Damaged/Lost Equipment Reimb.	-		-		-		-		N/A
	<b>Subtotal</b>	<b>\$ 57,228</b>		<b>\$ 22,401</b>		<b>\$ 133,364</b>		<b>\$ -</b>		<b>-100.00%</b>
<b>TOTAL MISCELLANEOUS</b>		<b>\$ 944,002</b>		<b>\$ 938,840</b>		<b>\$ 832,111</b>		<b>\$ 654,013</b>		<b>-21.40%</b>



**SCHEDULE OF REVENUES / GENERAL FUND 0101**

	<b>FY14</b>		<b>FY15</b>		<b>FY16</b>		<b>FY17</b>		<b>%</b>		
	<b>Actual</b>		<b>Actual</b>		<b>Actual*</b>		<b>Adopted</b>		<b>Change</b>		
<b><u>CONTRIBUTIONS</u></b>											
4802		Donations	78,232		75,218		59,615		-	-100.00%	
<b>TOTAL CONTRIBUTIONS</b>	\$		<b>78,232</b>	\$		<b>75,218</b>	\$		<b>59,615</b>	\$ -	<b>-100.00%</b>
<b><u>OTHER FINANCING SOURCES</u></b>											
<b>Sale of General Fixed Assets</b>											
4906		Property Sales	-		-		65,000		-	-100.00%	
4907		Sale of General Fixed Assets	155,810		109,867		(7,871)		-	-100.00%	
		<b>Subtotal</b>	\$ <b>155,810</b>	\$	<b>109,867</b>	\$	<b>57,129</b>	\$	-	<b>-100.00%</b>	
<b>Interfund Transfers In</b>											
4930		Transfer In	-		-		-		-	N/A	
4947		Transfer In-County Jail	-		-		1,000,000		1,300,000	30.00%	
4950		Transfer In-General Fund CIP	-		-		-		250,000	N/A	
4998		Transfer In-Other LOST	1,792,847		-		-		-	N/A	
		<b>Subtotal</b>	\$ <b>1,792,847</b>	\$	-	\$	<b>1,000,000</b>	\$	<b>1,550,000</b>	<b>55.00%</b>	
<b>TOTAL OTHER FINANCING SOURCES</b>	\$		<b>1,948,657</b>	\$	<b>109,867</b>	\$	<b>1,057,129</b>	\$	<b>1,550,000</b>	<b>46.62%</b>	
<b>USE OF FUND BALANCE</b>						\$	-				
<b>Total General Fund Revenues</b>	\$		<b>151,863,332</b>	\$	<b>150,729,823</b>	\$	<b>151,592,930</b>	\$	<b>150,457,471</b>	<b>-0.75%</b>	

\* Unaudited

**SCHEDULE OF EXPENDITURES / GENERAL FUND 0101**

		<b>FY14</b>	<b>FY15</b>	<b>FY16</b>	<b>FY17</b>	<b>%</b>
		<b>Actual</b>	<b>Actual</b>	<b>Actual*</b>	<b>Adopted</b>	<b>Change</b>
<b>Council</b>						
100-1000	City Council	\$ 301,360	\$ 320,628	\$ 310,579	\$ 313,170	0.83%
100-2000	Clerk of Council	\$ 228,429	\$ 205,918	\$ 215,624	\$ 214,153	-0.68%
	<b>Subtotal</b>	<b>\$ 529,789</b>	<b>\$ 526,546</b>	<b>\$ 526,203</b>	<b>\$ 527,323</b>	<b>0.21%</b>
<b>Mayor</b>						
110-1000	Mayor's Office	347,363	344,304	330,099	288,395	-12.63%
110-2600	Internal Auditor	173,513	203,357	145,096	177,214	22.14%
	<b>Subtotal</b>	<b>\$ 520,876</b>	<b>\$ 547,661</b>	<b>\$ 475,195</b>	<b>\$ 465,609</b>	<b>-2.02%</b>
<b>City Attorney</b>						
120-1000	City Attorney	1,352,747	391,418	381,460	382,994	0.40%
120-2100	Litigation	-	1,853,314	2,725,223	325,000	
	<b>Subtotal</b>	<b>\$ 1,352,747</b>	<b>\$ 2,244,732</b>	<b>\$ 3,106,683</b>	<b>\$ 707,994</b>	<b>-77.21%</b>
<b>City Manager</b>						
130-1000	City Manager	726,633	718,849	745,797	727,098	-2.51%
130-2500	Mail Room	58,545	68,130	66,135	70,183	6.12%
130-2600	Public Information	92,218	86,329	95,559	87,044	-8.91%
130-2700	Criminal Justice Coordination	138,933	106,654	-	-	N/A
130-2800	Risk Management	-	-	-	-	N/A
130-2850	Citizen's Service Center	418,409	379,310	369,617	404,565	9.46%
	<b>Subtotal</b>	<b>\$ 1,434,738</b>	<b>\$ 1,359,272</b>	<b>\$ 1,277,108</b>	<b>\$ 1,288,890</b>	<b>0.92%</b>
<b>Finance</b>						
200-1000	Finance Director	311,069	292,654	308,114	311,234	1.01%
200-2100	Accounting	480,735	483,909	479,720	478,459	-0.26%
200-2200	Revenue	699,316	670,301	664,886	656,788	-1.22%
200-2900	Financial Planning	241,907	190,989	208,444	215,589	3.43%
200-2950	Purchasing	422,062	408,623	371,883	383,707	3.18%
200-2980	Cash Management	218,847	215,685	213,264	215,820	1.20%
	<b>Subtotal</b>	<b>\$ 2,373,936</b>	<b>\$ 2,262,161</b>	<b>\$ 2,246,311</b>	<b>\$ 2,261,597</b>	<b>0.68%</b>
<b>Information Technology</b>						
210-1000	Information Technology	3,804,936	4,708,245	3,859,733	5,043,942	30.68%
210-2000	Geographic Information Systems	-	-	-	252,990	N/A
	<b>Subtotal</b>	<b>\$ 3,804,936</b>	<b>\$ 4,708,245</b>	<b>\$ 3,859,733</b>	<b>\$ 5,296,932</b>	<b>37.24%</b>
<b>Human Resources</b>						
220-1000	Human Resources	862,739	843,858	803,677	821,782	2.25%
220-2100	Employee Benefits	939,000	1,217,642	1,082,047	1,213,648	12.16%
	<b>Subtotal</b>	<b>\$ 1,801,739</b>	<b>\$ 2,061,500</b>	<b>\$ 1,885,724</b>	<b>\$ 2,035,430</b>	<b>7.94%</b>
<b>Inspections &amp; Code</b>						
240-2200	Inspections & Code Enforcement	1,811,227	1,346,182	1,323,089	1,469,050	11.03%
240-2900	Print Shop	206,842	201,983	193,353	197,755	2.28%
	<b>Subtotal</b>	<b>\$ 2,018,069</b>	<b>\$ 1,548,165</b>	<b>\$ 1,516,442</b>	<b>\$ 1,666,805</b>	<b>9.92%</b>

**SCHEDULE OF EXPENDITURES / GENERAL FUND 0101**

		<b>FY14</b>	<b>FY15</b>	<b>FY16</b>	<b>FY17</b>	<b>%</b>
		<b>Actual</b>	<b>Actual</b>	<b>Actual*</b>	<b>Adopted</b>	<b>Change</b>
<b>Planning</b>						
242-1000	Planning	\$ 293,509	\$ 256,814	\$ 265,265	\$ 262,875	-0.90%
	<b>Subtotal</b>	<b>\$ 293,509</b>	<b>\$ 256,814</b>	<b>\$ 265,265</b>	<b>\$ 262,875</b>	<b>-0.90%</b>
<b>Real Estate</b>						
245-2400	Real Estate	88,834	93,492	129,179	140,517	8.78%
	<b>Subtotal</b>	<b>\$ 88,834</b>	<b>\$ 93,492</b>	<b>\$ 129,179</b>	<b>\$ 140,517</b>	<b>8.78%</b>
<b>Engineering</b>						
250-2100	Traffic Engineering	1,401,558	1,277,719	1,202,874	1,237,322	2.86%
250-2400	Geographic Information Systems	256,408	249,907	243,140	-	-100.00%
250-3110	Radio Communications	388,691	400,012	226,904	382,642	68.64%
	<b>Subtotal</b>	<b>\$ 2,046,657</b>	<b>\$ 1,927,638</b>	<b>\$ 1,672,918</b>	<b>\$ 1,619,964</b>	<b>-3.17%</b>
<b>Public Works</b>						
260-1000	Public Works	323,305	315,078	306,712	306,421	-0.09%
260-2300	Fleet Management	2,170,509	2,153,411	2,032,584	2,081,060	2.38%
260-2400	Special Enforcement	1,623,629	1,391,122	1,375,690	1,379,447	0.27%
260-2600	Cemeteries	326,225	291,697	289,512	260,350	-10.07%
260-2700	Facility Maintenance	3,554,840	3,180,956	3,043,789	3,132,231	2.91%
260-3710	Other Maint/Repairs	1,121,066	1,056,138	1,232,867	1,069,267	-13.27%
	<b>Subtotal</b>	<b>\$ 9,119,574</b>	<b>\$ 8,388,402</b>	<b>\$ 8,281,154</b>	<b>\$ 8,228,776</b>	<b>-0.63%</b>
<b>Parks &amp; Recreation</b>						
270-1000	Parks & Recreation	437,120	440,940	448,317	429,825	-4.12%
270-2100	Parks Services	4,998,518	4,639,880	4,371,558	4,465,391	2.15%
270-2400	Recreation Services	1,275,241	1,296,887	1,312,198	1,342,521	2.31%
270-3220	Golden Park	70,161	95,280	81,585	92,800	13.75%
270-3230	Memorial Stadium	52,489	55,935	43,780	59,933	36.90%
270-3410	Athletics	235,049	269,707	247,440	287,462	16.17%
270-3505	Community Schools	1,585,940	1,580,589	1,444,977	1,497,848	3.66%
270-4048	Cooper Creek Tennis	258,175	257,355	250,995	395,884	57.73%
270-4049	Lake Oliver Marina	163,844	168,272	174,842	174,563	-0.16%
270-4413	Aquatics	1,417,602	1,411,290	1,392,750	738,625	-46.97%
270-4414	Aquatics Center	-	-	-	992,000	
270-4433	Therapeutics	122,254	114,026	78,343	77,286	-1.35%
270-4434	Pottery Shop	159,997	163,857	165,674	164,956	-0.43%
270-4435	Senior Citizen's Center	328,252	355,650	333,511	326,722	-2.04%
	<b>Subtotal</b>	<b>\$ 11,104,642</b>	<b>\$ 10,849,668</b>	<b>\$ 10,345,970</b>	<b>\$ 11,045,816</b>	<b>6.76%</b>
<b>Cooperative Extension</b>						
280-1000	Cooperative Extension	138,168	126,647	123,798	137,865	11.36%
	<b>Subtotal</b>	<b>\$ 138,168</b>	<b>\$ 126,647</b>	<b>\$ 123,798</b>	<b>\$ 137,865</b>	<b>11.36%</b>

**SCHEDULE OF EXPENDITURES / GENERAL FUND 0101**

		<b>FY14</b>	<b>FY15</b>	<b>FY16</b>	<b>FY17</b>	<b>%</b>
		<b>Actual</b>	<b>Actual</b>	<b>Actual*</b>	<b>Adopted</b>	<b>Change</b>
<b>Boards &amp; Commissions</b>						
290-1000	Tax Assessor	\$ 1,425,875	\$ 1,681,128	\$ 1,986,455	\$ 1,921,174	-3.29%
290-2000	Elections & Registration	599,512	724,980	688,497	876,006	27.23%
	<b>Subtotal</b>	<b>\$ 2,025,387</b>	<b>\$ 2,406,108</b>	<b>\$ 2,674,952</b>	<b>\$ 2,797,180</b>	<b>4.57%</b>
<b>Police</b>						
400-1000	Chief of Police	813,969	917,055	1,066,321	1,044,383	-2.06%
400-2100	Intelligence/Vice	1,381,759	1,450,581	1,331,646	1,467,853	10.23%
400-2200	Support Services	2,657,039	2,746,586	2,895,557	2,792,030	-3.58%
400-2300	Field Operations	12,367,474	12,391,777	12,077,000	12,096,259	0.16%
400-2400	Office of Professional Standards	392,470	416,807	462,066	507,304	9.79%
400-2500	Metro Drug Task Force	247,698	205,662	162,312	186,708	15.03%
400-2700	Special Operations	51,995	31,636	14,709	33,500	127.75%
400-2800	Administrative Services	1,402,725	1,356,772	1,399,415	1,510,347	7.93%
400-3230	Motor Transport	1,608,237	1,457,247	1,977,356	1,349,500	-31.75%
400-3320	Investigative Services	6,951,024	6,728,902	6,817,506	6,634,216	-2.69%
	<b>Subtotal</b>	<b>\$ 27,874,390</b>	<b>\$ 27,703,025</b>	<b>\$ 28,203,888</b>	<b>\$ 27,622,100</b>	<b>-2.06%</b>
<b>Fire &amp; EMS</b>						
410-1000	Chief of Fire & EMS	457,083	456,652	427,666	418,513	-2.14%
410-2100	Operations	21,840,011	21,874,590	21,462,740	21,280,998	-0.85%
410-2600	Special Operations	958,502	1,020,738	1,069,621	1,073,426	0.36%
410-2800	Administrative Services	846,887	835,181	824,844	809,214	-1.89%
410-2900	Management	185,325	173,632	167,813	177,032	5.49%
410-3610	Logistics/Support	1,044,458	606,806	652,026	615,714	-5.57%
	<b>Subtotal</b>	<b>\$ 25,332,266</b>	<b>\$ 24,967,599</b>	<b>\$ 24,604,710</b>	<b>\$ 24,374,897</b>	<b>-0.93%</b>
<b>Muscogee County Prison</b>						
420-1000	Muscogee County	7,802,788	7,852,844	7,726,373	7,936,560	2.72%
	<b>Subtotal</b>	<b>\$ 7,802,788</b>	<b>\$ 7,852,844</b>	<b>\$ 7,726,373</b>	<b>\$ 7,936,560</b>	<b>2.72%</b>
<b>Homeland Security</b>						
450-1000	Homeland Security	38,781	13,249	14,751	18,322	24.21%
	<b>Subtotal</b>	<b>\$ 38,781</b>	<b>\$ 13,249</b>	<b>\$ 14,751</b>	<b>\$ 18,322</b>	<b>24.21%</b>
<b>Superior Court</b>						
500-1000	Chief Judge	302,187	300,082	302,203	305,668	1.15%
500-2000	District Attorney	1,977,683	2,020,980	2,211,792	2,190,255	-0.97%
500-2100	Adult Probation	147,409	133,215	118,945	127,150	6.90%
500-2110	Juvenile Court	590,592	511,207	614,006	669,325	9.01%
500-2115	Juvenile Court Clerk	172,316	160,119	-	-	N/A
500-2125	Circuit Wide Juvenile Court	270,780	295,543	286,300	295,680	3.28%

**SCHEDULE OF EXPENDITURES / GENERAL FUND 0101**

		FY14 Actual	FY15 Actual	FY16 Actual*	FY17 Adopted	%
						Change
500-2140	Jury Manager	381,585	420,573	466,443	447,203	-4.12%
500-2150	Judge Mullins	214,389	206,687	203,734	204,434	0.34%
500-2160	Judge Rumer	165,038	148,220	146,623	145,894	-0.50%
500-2170	Judge Smith	162,512	151,425	148,770	143,026	-3.86%
500-2180	Judge Peters	147,553	144,782	152,859	143,460	-6.15%
500-2190	Judge Jordan	203,390	217,151	200,807	207,964	3.56%
500-2195	Judge Gottfried	73,444	139,100	135,338	143,460	6.00%
500-2200	Victim Witness Program	176,013	173,487	168,394	163,896	-2.67%
500-3000	Superior Court Clerk	2,113,662	1,981,691	1,938,629	1,932,979	-0.29%
500-3310	Bd of Equalization	67,638	68,154	80,813	86,699	7.28%
	<b>Subtotal</b>	\$ 7,166,191	\$ 7,072,416	\$ 7,175,656	\$ 7,207,093	0.44%
<b>State Court</b>						
510-1000	State Court Judges	636,911	601,509	590,072	593,275	0.54%
510-2000	State Court Solicitor	1,076,933	1,070,772	1,071,798	1,084,225	1.16%
	<b>Subtotal</b>	\$ 1,713,844	\$ 1,672,281	\$ 1,661,870	\$ 1,677,500	0.94%
<b>Public Defender</b>						
520-1000	Public Defender	1,200,957	1,165,006	1,398,182	1,438,714	2.90%
520-2000	Muscogee County Public Defender	213,433	212,710	218,263	244,456	12.00%
	<b>Subtotal</b>	\$ 1,414,390	\$ 1,377,716	\$ 1,616,445	\$ 1,683,170	4.13%
<b>Municipal Court</b>						
530-1000	Municipal Court Judge	389,055	372,603	363,325	367,377	1.12%
530-2000	Municipal Court Clerk	773,629	770,125	703,774	744,961	5.85%
530-3000	Marshal	1,323,055	1,235,078	1,087,671	1,073,786	-1.28%
	<b>Subtotal</b>	\$ 2,485,739	\$ 2,377,806	\$ 2,154,770	\$ 2,186,124	1.46%
<b>Probate Court</b>						
540-1000	Probate Court Judge	433,548	445,494	436,998	433,264	-0.85%
	<b>Subtotal</b>	\$ 433,548	\$ 445,494	\$ 436,998	\$ 433,264	-0.85%
<b>Sheriff's Department</b>						
550-1000	Administration	2,415,904	2,275,080	2,201,838	2,187,008	-0.67%
550-2100	Uniform Division	4,159,480	4,162,233	4,146,457	3,728,922	-10.07%
550-2300	Training	-	-	-	-	N/A
550-2400	Motor Transport	377,020	298,226	267,092	255,000	-4.53%
550-2500	Recorders Court	110,991	110,492	109,371	108,425	-0.86%
550-2600	Jail	15,345,264	14,944,393	14,502,820	14,168,961	-2.30%
550-2650	Medical Director	4,286,456	4,199,606	4,356,078	4,283,650	-1.66%
	<b>Subtotal</b>	\$ 26,695,115	\$ 25,990,030	\$ 25,583,656	\$ 24,731,966	-3.33%



**SCHEDULE OF EXPENDITURES / GENERAL FUND 0101**

		<b>FY14</b>	<b>FY15</b>	<b>FY16</b>	<b>FY17</b>	<b>%</b>
		<b>Actual</b>	<b>Actual</b>	<b>Actual*</b>	<b>Adopted</b>	<b>Change</b>
<b>Tax Commissioner</b>						
560-1000	Tax Commissioner	1,658,685	1,590,196	1,594,902	1,604,376	0.59%
	<b>Subtotal</b>	<b>\$ 1,658,685</b>	<b>\$ 1,590,196</b>	<b>\$ 1,594,902</b>	<b>\$ 1,604,376</b>	<b>0.59%</b>
<b>Coroner</b>						
570-1000	Coroner	308,176	288,308	282,545	289,164	2.34%
	<b>Subtotal</b>	<b>\$ 308,176</b>	<b>\$ 288,308</b>	<b>\$ 282,545</b>	<b>\$ 289,164</b>	<b>2.34%</b>
<b>Recorder's Court</b>						
580-1000	Recorder's Court	935,230	903,463	863,846	873,798	1.15%
	<b>Subtotal</b>	<b>\$ 935,230</b>	<b>\$ 903,463</b>	<b>\$ 863,846</b>	<b>\$ 873,798</b>	<b>1.15%</b>
<b>Non-Categorical</b>						
590-1000	Agency Appropriations	1,567,476	1,344,047	1,297,637	1,275,759	-1.69%
590-2000	Contingency	163,241	114,174	95,586	1,186,312	1141.09%
590-3000	Non-Categorical	10,241,534	10,151,502	10,559,575	7,673,493	-27.33%
590-4000	Interfund Transfers	3,277,767	1,497,394	1,555,244	1,200,000	-22.84%
590-6500	Naval Museum	231,011	196,951	-	-	N/A
	<b>Subtotal</b>	<b>\$ 15,481,029</b>	<b>\$ 13,304,068</b>	<b>\$ 13,508,042</b>	<b>\$ 11,335,564</b>	<b>-16.08%</b>
<b>TOTAL GENERAL FUND</b>		<b>\$ 157,993,773</b>	<b>\$ 154,865,546</b>	<b>\$ 153,815,087</b>	<b>\$ 150,457,471</b>	<b>-2.18%</b>

\* Unaudited

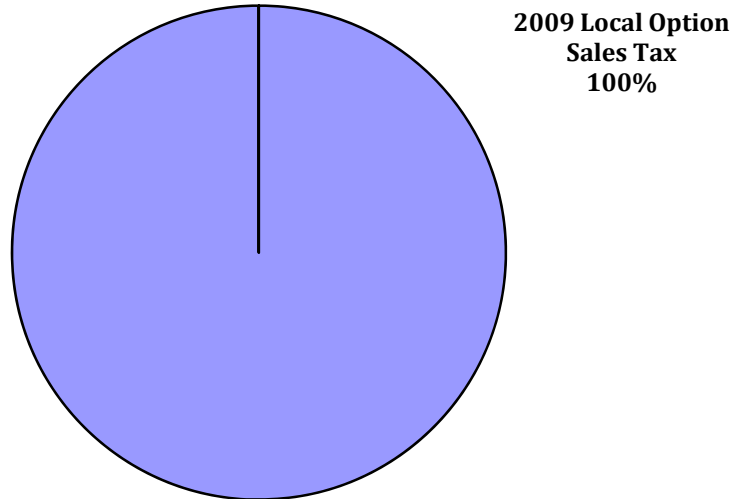
OVERVIEW / OTHER LOST FUND 0102/0109

**Other LOST Fund**

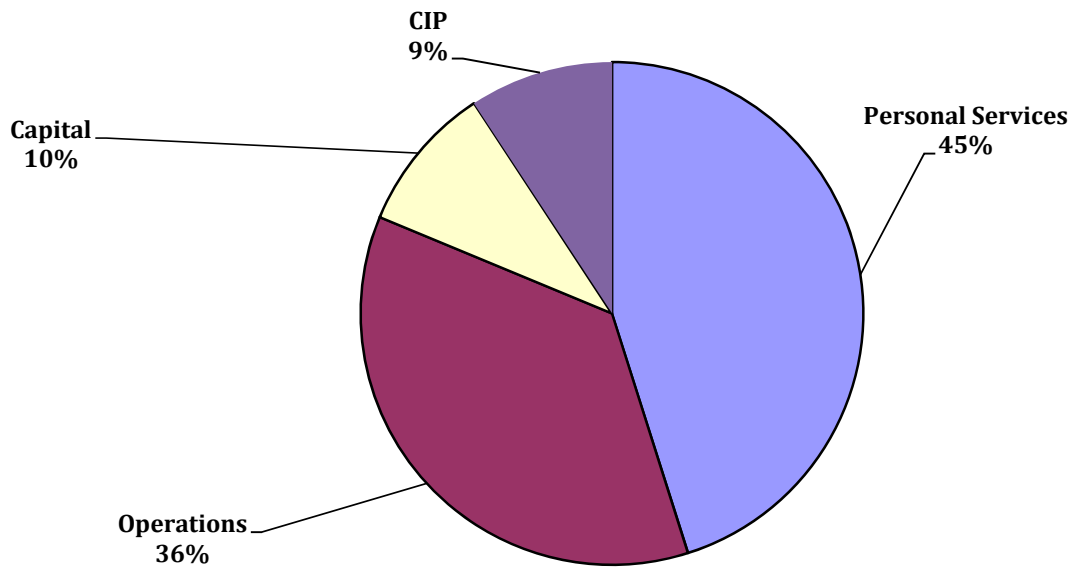
**\$**

**34,333,333**

**Budget by Revenue Source**



**Budget by Expense Category**



The Other Local Option Sales Tax Fund was passed by the citizens with an effective date of January 1, 2009. 70 percent is allocated to Public Safety to an annual supplement to all sworn officers and 30 percent to Infrastructure. The annual supplement increased from \$3,000 to \$3,121 due to Pension Plan Reform that was effective 7/1/2012.

**OVERVIEW / OTHER LOST FUND 0102/0109**

**SCHEDULE OF REVENUES**

	<b>FY14</b>		<b>FY15</b>		<b>FY16</b>		<b>FY17</b>		<b>%</b>
	<b>Actual</b>		<b>Actual</b>		<b>Actual*</b>		<b>Adopted</b>		<b>Change</b>
<b><u>0102-PUBLIC SAFETY</u></b>									
<b><u>SALES &amp; USE TAXES</u></b>									
4042		LOST-Public							
		Safety/Roads	23,789,962	24,287,249	23,931,658	24,033,333			0.42%
<b>TOTAL SALES &amp; USE TAXES</b>	<b>\$</b>		<b>23,789,962</b>	<b>\$ 24,287,249</b>	<b>\$ 23,931,658</b>	<b>\$ 24,033,333</b>			<b>0.42%</b>
<b><u>CHARGES FOR SERVICES</u></b>									
4837		Miscellaneous	627	471	256	-			-100.00%
<b>TOTAL CHARGES FOR SERVICES</b>	<b>\$</b>		<b>627</b>	<b>\$ 471</b>	<b>\$ 256</b>	<b>\$ -</b>			<b>-100.00%</b>
<b><u>INVESTMENT INCOME</u></b>									
4772		Gains/Losses on Investments	(28,207)	(132,404)	(106,724)	-			-100.00%
4780		Investment Interest	96,007	183,832	207,022	-			-100.00%
<b>TOTAL INVESTMENT INCOME</b>	<b>\$</b>		<b>67,800</b>	<b>\$ 51,428</b>	<b>\$ 100,298</b>	<b>\$ -</b>			<b>-100.00%</b>
<b>TOTAL 0102 PUBLIC SAFETY</b>	<b>\$</b>		<b>23,858,389</b>	<b>\$ 24,339,148</b>	<b>\$ 24,032,212</b>	<b>\$ 24,033,333</b>			<b>0.00%</b>
<b><u>0109-INFRASTRUCTURE</u></b>									
<b><u>SALES &amp; USE TAXES</u></b>									
4042		LOST-Public	10,195,698	\$ 10,408,821	\$ 10,256,425	10,300,000			0.42%
<b>TOTAL SALES &amp; USE TAXES</b>	<b>\$</b>		<b>10,195,698</b>	<b>\$ 10,408,821</b>	<b>\$ 10,256,425</b>	<b>\$ 10,300,000</b>			<b>0.42%</b>
<b><u>INVESTMENT INCOME</u></b>									
4772		Gains/Losses on Investments	(3,242)	(10,915)	3,624	-			-100.00%
4780		Investment Interest	44,272	37,901	33,167	-			-100.00%
<b>TOTAL INVESTMENT INCOME</b>	<b>\$</b>		<b>41,030</b>	<b>\$ 26,986</b>	<b>\$ 36,791</b>	<b>\$ -</b>			<b>-100.00%</b>
<b>TOTAL 0109 INFRASTRUCTURE</b>	<b>\$</b>		<b>10,236,728</b>	<b>\$ 10,435,807</b>	<b>\$ 10,293,216</b>	<b>\$ 10,300,000</b>			<b>0.07%</b>
<b>USE OF FUND BALANCE</b>									
<b>Total Other LOST Fund</b>	<b>\$</b>		<b>34,095,117</b>	<b>\$ 34,774,955</b>	<b>\$ 34,325,428</b>	<b>\$ 34,333,333</b>			<b>0.02%</b>

\* Unaudited

**OVERVIEW / OTHER LOST FUND 0102/0109**

**SCHEDULE OF EXPENDITURES**

		<b>FY14</b>	<b>FY15</b>	<b>FY16</b>	<b>FY17</b>	<b>%</b>
		<b>Actual</b>	<b>Actual</b>	<b>Actual*</b>	<b>Adopted</b>	<b>Change</b>
<b><u>0102-PUBLIC SAFETY</u></b>						
<b>Crime Prevention</b>						
110-9900	Crime Prevention	908,786	757,947	935,375	837,967	-10.41%
	<b>Subtotal</b>	<b>\$ 908,786</b>	<b>\$ 757,947</b>	<b>\$ 935,375</b>	<b>\$ 837,967</b>	<b>-10.41%</b>
<b>Civic Center</b>						
160-9900	Civic Center	4,084	-	-	-	N/A
	<b>Subtotal</b>	<b>\$ 4,084</b>	<b>\$ -</b>	<b>\$ -</b>	<b>\$ -</b>	<b>N/A</b>
<b>Public Works</b>						
260-9900	Public Works	124,257	121,159	124,892	130,956	4.86%
	<b>Subtotal</b>	<b>\$ 124,257</b>	<b>\$ 121,159</b>	<b>\$ 124,892</b>	<b>\$ 130,956</b>	<b>4.86%</b>
<b>Parks &amp; Recreation</b>						
270-9900	Parks & Recreation	51,543	50,429	47,925	51,589	7.65%
	<b>Subtotal</b>	<b>\$ 51,543</b>	<b>\$ 50,429</b>	<b>\$ 47,925</b>	<b>\$ 51,589</b>	<b>7.65%</b>
<b>Police</b>						
400-9900	Police	8,422,931	9,313,083	10,244,285	9,891,467	-3.44%
400-9902	E-911	364,312	698,975	708,814	704,739	-0.57%
	<b>Subtotal</b>	<b>\$ 8,787,243</b>	<b>\$ 10,012,058</b>	<b>\$ 10,953,099</b>	<b>\$ 10,596,206</b>	<b>-3.26%</b>
<b>Fire/EMS</b>						
410-9900	Fire/EMS	2,877,488	2,784,996	3,310,007	3,086,728	-6.75%
	<b>Subtotal</b>	<b>\$ 2,877,488</b>	<b>\$ 2,784,996</b>	<b>\$ 3,310,007</b>	<b>\$ 3,086,728</b>	<b>-6.75%</b>
<b>MCP</b>						
420-9900	MCP	846,449	727,894	687,250	736,506	7.17%
	<b>Subtotal</b>	<b>\$ 846,449</b>	<b>\$ 727,894</b>	<b>\$ 687,250</b>	<b>\$ 736,506</b>	<b>7.17%</b>
<b>Homeland Security</b>						
450-9900	Homeland Security	-	-	-	-	N/A
	<b>Subtotal</b>	<b>\$ -</b>	<b>\$ -</b>	<b>\$ -</b>	<b>\$ -</b>	<b>N/A</b>
<b>District Attorney</b>						
500-9900	District Attorney	103,934	137,800	133,469	154,165	15.51%
	<b>Subtotal</b>	<b>\$ 103,934</b>	<b>\$ 137,800</b>	<b>\$ 133,469</b>	<b>\$ 154,165</b>	<b>15.51%</b>
<b>Juvenile Drug Court</b>						
500-9904	Juvenile Drug Court	-	-	-	-	N/A
	<b>Subtotal</b>	<b>\$ -</b>	<b>\$ -</b>	<b>\$ -</b>	<b>\$ -</b>	<b>N/A</b>

\* Unaudited

**OVERVIEW / OTHER LOST FUND 0102/0109**

**SCHEDULE OF EXPENDITURES**

		FY14		FY15		FY16		FY17	%
		Actual		Actual		Actual*		Adopted	Change
<b>State Court Solicitor</b>									
510-9900	State Court Solicitor	235,544		236,615		222,221		221,453	-0.35%
	<b>Subtotal</b>	\$ 235,544		\$ 236,615		\$ 222,221		\$ 221,453	-0.35%
<b>Public Defender</b>									
520-9900	Public Defender	128,712		128,712		144,846		146,710	1.29%
	<b>Subtotal</b>	\$ 128,712		\$ 128,712		\$ 144,846		\$ 146,710	1.29%
<b>Marshal</b>									
530-9900	Marshal	343,242		331,006		325,765		320,491	-1.62%
	<b>Subtotal</b>	\$ 343,242		\$ 331,006		\$ 325,765		\$ 320,491	-1.62%
<b>Municipal Court Clerk</b>									
530-9902	Municipal Court Clerk	99,898		96,337		86,307		91,913	6.50%
	<b>Subtotal</b>	\$ 99,898		\$ 96,337		\$ 86,307		\$ 91,913	6.50%
<b>Probate Court</b>									
540-9900	Probate Court	49,578		44,844		43,769		43,151	-1.41%
	<b>Subtotal</b>	\$ 49,578		\$ 44,844		\$ 43,769		\$ 43,151	-1.41%
<b>Sheriff</b>									
550-9900	Sheriff	2,630,404		2,703,317		2,801,164		2,838,369	1.33%
	<b>Subtotal</b>	\$ 2,630,404		\$ 2,703,317		\$ 2,801,164		\$ 2,838,369	1.33%
<b>Coroner</b>									
570-9900	Coroner	34,317		32,273		8,046		7,937	-1.35%
	<b>Subtotal</b>	\$ 34,317		\$ 32,273		\$ 8,046		\$ 7,937	-1.35%
<b>Recorder's Court</b>									
580-9900	Recorder's Court	83,649		81,823		78,662		77,696	-1.23%
	<b>Subtotal</b>	\$ 83,649		\$ 81,823		\$ 78,662		\$ 77,696	-1.23%
<b>Transportation</b>									
610-9900	Transportation	4,065		4,022		3,978		3,969	-0.23%
	<b>Subtotal</b>	\$ 4,065		\$ 4,022		\$ 3,978		\$ 3,969	-0.23%
<b>Non-Departmental</b>									
590-2000	Contingency	3,090		-		-		473,762	N/A
590-3000	Non-Categorical	716,266		786,479		1,649,488		1,756,034	6.46%
590-4000	Interfund Transfers	3,045,150		853,406		2,793,232		2,457,731	-12.01%
	<b>Subtotal</b>	\$ 3,764,506		\$ 1,639,885		\$ 4,442,720		\$ 4,687,527	5.51%
<b>TOTAL 0102 PUBLIC SAFETY</b>		\$ 21,077,699		\$ 19,891,117		\$ 24,349,495		\$ 24,033,333	-1.30%

\* Unaudited



**OVERVIEW / OTHER LOST FUND 0102/0109**

**SCHEDULE OF EXPENDITURES**

		<b>FY14</b>	<b>FY15</b>	<b>FY16</b>	<b>FY17</b>	<b>%</b>
		<b>Actual</b>	<b>Actual</b>	<b>Actual*</b>	<b>Adopted</b>	<b>Change</b>
<b><u>0109-INFRASTRUCTURE</u></b>						
<b>Finance</b>						
200-9901	Finance	-	-	-	-	N/A
	<b>Subtotal</b>	\$ -	\$ -	\$ -	\$ -	N/A
<b>Information Technology</b>						
210-9901	Information Technology	819,502	191,449	569,430	1,091,254	91.64%
	<b>Subtotal</b>	\$ 819,502	\$ 191,449	\$ 569,430	\$ 1,091,254	91.64%
<b>Engineering</b>						
250-9901	Engineering	5,554,634	1,293,497	1,857,130	1,900,000	2.31%
	<b>Subtotal</b>	\$ 5,554,634	\$ 1,293,497	\$ 1,857,130	\$ 1,900,000	2.31%
<b>Public Works</b>						
260-9901	Public Works	459,859	967,354	632,842	974,410	53.97%
	<b>Subtotal</b>	\$ 459,859	\$ 967,354	\$ 632,842	\$ 974,410	53.97%
<b>Non-Departmental</b>						
590-2000	Contingency	-	-	-	-	N/A
590-3000	Non-Categorical	28,741	100,981	341,203	322,738	-5.41%
590-4000	Interfund Transfers	5,388,888	5,379,735	5,964,117	6,011,598	0.80%
	<b>Subtotal</b>	\$ 5,417,629	\$ 5,480,716	\$ 6,305,320	\$ 6,334,336	0.46%
<b>TOTAL 0109</b>						
<b>INFRASTRUCTURE</b>		\$ 12,251,624	\$ 7,933,016	\$ 9,364,722	\$ 10,300,000	9.99%
<b>Total Other LOST Fund</b>		\$ 33,329,323	\$ 27,824,133	\$ 33,714,217	\$ 34,333,333	1.84%

\* Unaudited

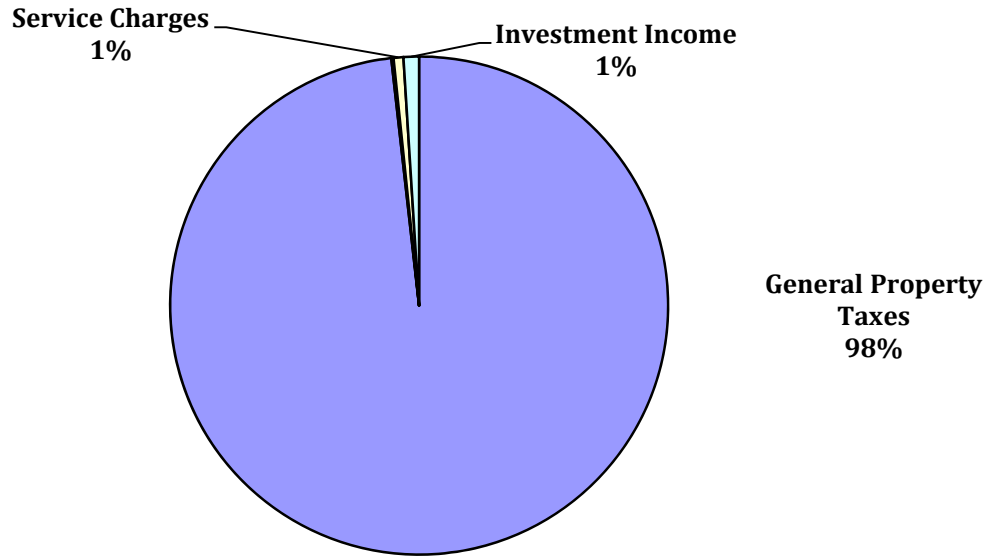
OVERVIEW / STORMWATER FUND 0202

**Stormwater Fund**

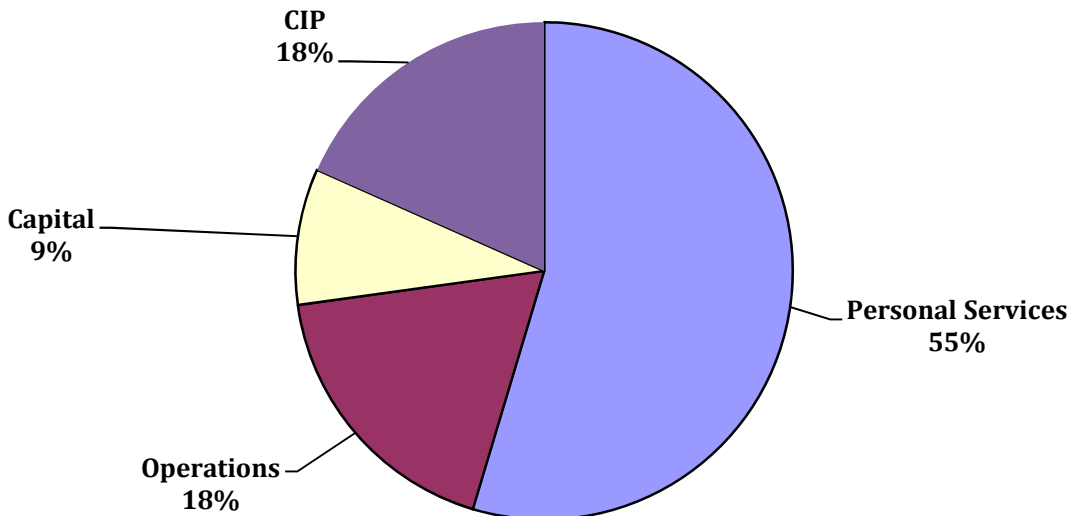
**\$**

**5,470,209**

**Budget by Revenue Source**



**Budget by Expense Category**



The Stormwater (Sewer) Fund accounts for the operations, maintenance and improvement of the stormwater and sewer systems.

## OVERVIEW / STORMWATER FUND 0202

### SCHEDULE OF REVENUES

		FY14	FY15	FY16	FY17	%
		Actual	Actual	Actual*	Adopted	Change
<b><u>GENERAL PROPERTY TAXES</u></b>						
<b>General Property Taxes</b>						
4001	Real Property	3,999,950	4,098,054	4,160,308	4,780,511	14.91%
4002	Public Utility	-	-	4,777	-	-100.00%
4003	Timber	-	9	24	-	-100.00%
4005	Personal Property	640,561	670,920	720,989	-	-100.00%
4006	Personal Property-Motor Vehicle	452,076	452,081	451,410	426,698	-5.47%
4007	Mobile Homes	6,082	5,238	6,542	-	-100.00%
4012	Personal	18,458	8,957	4,881	5,000	2.44%
4015	Recording Intangibles	94,219	86,139	93,368	80,000	-14.32%
	<b>Subtotal</b>	<b>\$ 5,211,346</b>	<b>\$ 5,321,398</b>	<b>\$ 5,442,299</b>	<b>\$ 5,292,209</b>	<b>-2.76%</b>
<b>Penalties &amp; Interest</b>						
4150	Ad Valorem	137,514	107,944	93,863	70,000	-25.42%
4151	Auto	18,721	13,826	11,156	10,000	-10.36%
	<b>Subtotal</b>	<b>\$ 156,235</b>	<b>\$ 121,770</b>	<b>\$ 105,019</b>	<b>\$ 80,000</b>	<b>-23.82%</b>
<b>TOTAL GENERAL PROPERTY TAXES</b>		<b>\$ 5,367,581</b>	<b>\$ 5,443,168</b>	<b>\$ 5,547,318</b>	<b>\$ 5,372,209</b>	<b>-3.16%</b>
<b><u>INTERGOVERNMENTAL</u></b>						
4400	Payment in Lieu of Taxes-Housing Authority	9,663	7,753	8,002	8,000	-0.02%
<b>TOTAL INTERGOVERNMENTAL</b>		<b>\$ 9,663</b>	<b>\$ 7,753</b>	<b>\$ 8,002</b>	<b>\$ 8,000</b>	<b>-0.02%</b>
<b><u>CHARGES FOR SERVICES</u></b>						
<b>Streets &amp; Public Improvement Fees</b>						
4464	Land Disturbance Fees	8,562	8,240	6,800	8,000	17.65%
4593	Street Repair Reimburse	-	-	-	-	N/A
4596	Erosion Control	32,756	32,578	29,532	27,000	-8.57%
	<b>Subtotal</b>	<b>\$ 41,318</b>	<b>\$ 40,818</b>	<b>\$ 36,332</b>	<b>\$ 35,000</b>	<b>-3.67%</b>
<b>Other Charges for Services</b>						
4837	Miscellaneous	539	228	374	-	-100.00%
	<b>Subtotal</b>	<b>\$ 539</b>	<b>\$ 228</b>	<b>\$ 374</b>	<b>\$ -</b>	<b>-100.00%</b>
<b>TOTAL CHARGES FOR SERVICES</b>		<b>\$ 41,857</b>	<b>\$ 41,046</b>	<b>\$ 36,706</b>	<b>\$ 35,000</b>	<b>-4.65%</b>
<b><u>INVESTMENT INCOME</u></b>						
4772	Gains/Losses on	(30,699)	(38,653)	(25,548)	-	-100.00%
4780	Investment Interest	63,617	77,468	81,074	55,000	-32.16%
4862	Sale of Salvage	-	-	-	-	N/A
<b>TOTAL INVESTMENT INCOME</b>		<b>\$ 32,918</b>	<b>\$ 38,815</b>	<b>\$ 55,526</b>	<b>\$ 55,000</b>	<b>-0.95%</b>
<b>Total Stormwater Fund</b>		<b>\$ 5,452,019</b>	<b>\$ 5,530,782</b>	<b>\$ 5,647,552</b>	<b>\$ 5,470,209</b>	<b>-3.14%</b>

\* Unaudited

**OVERVIEW / STORMWATER FUND 0202**

**SCHEDULE OF EXPENDITURES**

	<b>FY14 Actual</b>	<b>FY15 Actual</b>	<b>FY16 Actual*</b>	<b>FY17 Adopted</b>	<b>% Change</b>
<b>Engineering</b>					
250-2300 Drainage	383,264	353,593	336,327	463,306	37.75%
250-2600 Stormwater	258,264	281,881	262,849	282,073	7.31%
<b>Subtotal</b>	<b>\$ 641,528</b>	<b>\$ 635,474</b>	<b>\$ 599,176</b>	<b>\$ 745,379</b>	<b>24.40%</b>
<b>Public Services</b>					
260-3210 Sewer Maintenance	3,077,416	3,140,211	3,320,883	3,346,541	0.77%
Other Maintenance &					
260-3710 Repairs	-	-	-	5,000	N/A
<b>Subtotal</b>	<b>\$ 3,077,416</b>	<b>\$ 3,140,211</b>	<b>\$ 3,320,883</b>	<b>\$ 3,351,541</b>	<b>0.92%</b>
<b>Non-Categorical</b>					
590-2000 Contingency	-	-	-	22,820	N/A
590-3000 Non-Categorical	323,504	335,969	326,510	347,290	6.36%
590-4000 Interfund Transfers	812,617	859,212	1,013,711	1,003,179	-1.04%
<b>Subtotal</b>	<b>\$ 1,136,121</b>	<b>\$ 1,195,181</b>	<b>\$ 1,340,221</b>	<b>\$ 1,373,289</b>	<b>2.47%</b>
<b>Total Stormwater Fund</b>	<b>\$ 4,855,065</b>	<b>\$ 4,970,866</b>	<b>\$ 5,260,280</b>	<b>\$ 5,470,209</b>	<b>3.99%</b>

\* Unaudited

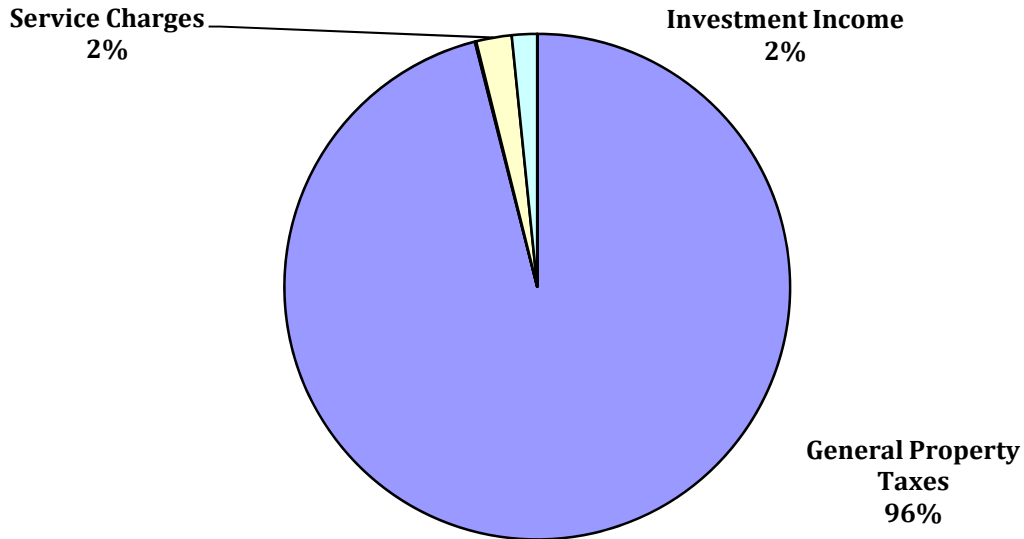
**OVERVIEW / PAVING FUND 0203**

**Paving Fund**

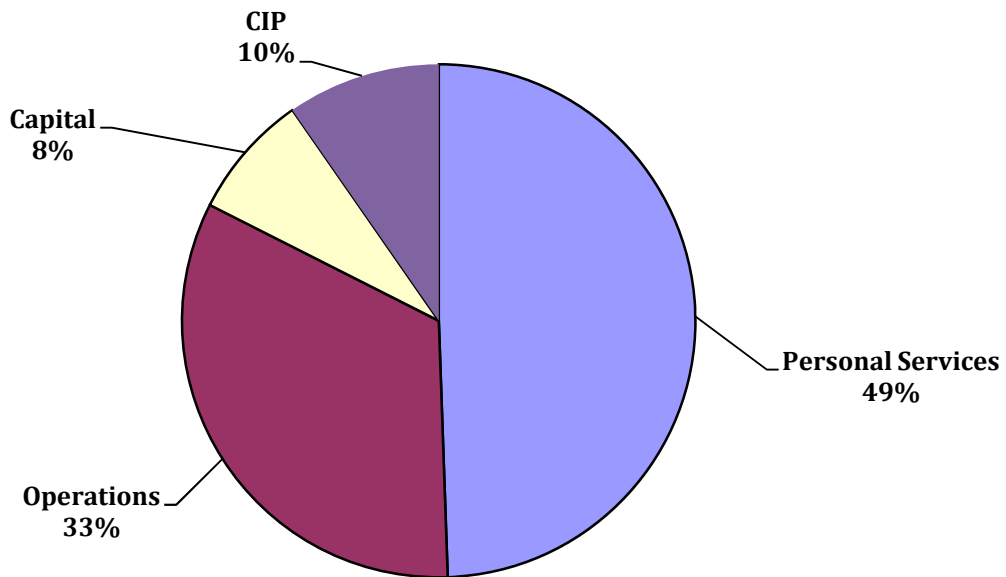
**\$**

**15,540,704**

**Budget by Revenue Source**



**Budget by Expense Category**



The Paving Fund accounts for maintenance of and improvements to the City's roads and bridges.



**OVERVIEW / PAVING FUND 0203**

**SCHEDULE OF REVENUES**

		<b>FY14</b>	<b>FY15</b>	<b>FY16</b>	<b>FY17</b>	<b>%</b>
		<b>Actual</b>	<b>Actual</b>	<b>Actual*</b>	<b>Adopted</b>	<b>Change</b>
<b><u>GENERAL PROPERTY TAXES</u></b>						
4001	Real Property	11,095,203	11,367,262	11,539,890	13,260,214	14.91%
4002	Public Utility	-	-	13,251	-	-100.00%
4003	Timber	-	25	68	-	-100.00%
4005	Personal Property	1,776,810	1,861,012	1,999,884	-	-100.00%
4006	Personal Property-Motor Vehicle	1,253,991	1,254,003	1,252,143	1,183,595	-5.47%
4007	Mobile Homes	16,874	14,530	18,149	-	-100.00%
4012	Personal	51,198	24,845	13,538	20,000	47.73%
4015	Recording Intangibles	261,348	238,933	258,984	230,000	-11.19%
	<b>Subtotal</b>	<b>\$ 14,455,424</b>	<b>\$ 14,760,610</b>	<b>\$ 15,095,907</b>	<b>\$ 14,693,809</b>	<b>-2.66%</b>
<b>Penalties &amp; Interest</b>						
4150	Ad Valorem	381,440	299,417	260,357	200,000	-23.18%
4151	Auto	51,929	38,350	30,945	30,000	-3.05%
	<b>Subtotal</b>	<b>\$ 433,369</b>	<b>\$ 337,767</b>	<b>\$ 291,302</b>	<b>\$ 230,000</b>	<b>-21.04%</b>
<b>TOTAL GENERAL PROPERTY TAXES</b>		<b>\$ 14,888,793</b>	<b>\$ 15,098,377</b>	<b>\$ 15,387,209</b>	<b>\$ 14,923,809</b>	<b>-3.01%</b>
<b><u>INTERGOVERNMENTAL</u></b>						
4394	GEMA	-	-	5,365	-	-100.00%
	Payment in Lieu of Taxes-Housing Authority					
4400	Authority	26,804	\$ 21,507	\$ 22,198	12,000	-45.94%
<b>TOTAL INTERGOVERNMENTAL</b>		<b>\$ 26,804</b>	<b>\$ 21,507</b>	<b>\$ 27,563</b>	<b>\$ 12,000</b>	<b>-56.46%</b>
<b><u>CHARGES FOR SERVICES</u></b>						
<b>Charges for Services</b>						
4837	Miscellaneous	1,842	1,997	1,735	-	-100.00%
4853	Claims/Settlements	1,350	-	-	-	N/A
	<b>Subtotal</b>	<b>\$ 3,192</b>	<b>\$ 1,997</b>	<b>\$ 1,735</b>	<b>\$ -</b>	<b>-100.00%</b>
<b>Special Assessments</b>						
	Street Repair					
4593	Reimbursement	19,929	\$ 18,724	\$ 16,550	12,000	-27.49%
	<b>Subtotal</b>	<b>\$ 19,929</b>	<b>\$ 18,724</b>	<b>\$ 16,550</b>	<b>\$ 12,000</b>	<b>-27.49%</b>
<b>State Road Maintenance Fee</b>						
	Maintaining State					
4597	Highways	342,895	342,895	342,895	342,895	0.00%
	<b>Subtotal</b>	<b>\$ 342,895</b>	<b>\$ 342,895</b>	<b>\$ 342,895</b>	<b>\$ 342,895</b>	<b>0.00%</b>
<b>TOTAL CHARGES FOR SERVICES</b>		<b>\$ 366,016</b>	<b>\$ 363,616</b>	<b>\$ 361,180</b>	<b>\$ 354,895</b>	<b>-1.74%</b>

\* Unaudited

## OVERVIEW / PAVING FUND 0203

### SCHEDULE OF REVENUES

	FY14 Actual	FY15 Actual	FY16 Actual*	FY17 Adopted	% Change
<b>INVESTMENT INCOME</b>					
4772 Gains/Losses on Investments	74,297	(29,857)	(57,797)	-	-100.00%
4780 Investment Interest	257,145	285,509	356,631	250,000	-29.90%
4907 Sale of Assets	-	-	-		N/A
<b>TOTAL INVESTMENT INCOME</b>	<b>\$ 331,442</b>	<b>\$ 255,652</b>	<b>\$ 298,834</b>	<b>\$ 250,000</b>	<b>-16.34%</b>
<b>USE OF FUND BALANCE</b>					
<b>Total Paving Fund</b>	<b>\$ 15,613,055</b>	<b>\$ 15,739,152</b>	<b>\$ 16,074,786</b>	<b>\$ 15,540,704</b>	<b>-3.32%</b>

\* Unaudited

### SCHEDULE OF EXPENDITURES

	FY14 Actual	FY15 Actual	FY16 Actual*	FY17 Adopted	% Change
<b>Engineering</b>					
250-2200 Highways & Roads	962,253	908,472	907,011	1,182,662	30.39%
<b>Subtotal</b>	<b>\$ 962,253</b>	<b>\$ 908,472</b>	<b>\$ 907,011</b>	<b>\$ 1,182,662</b>	<b>30.39%</b>
<b>Public Services</b>					
260-2100 Street Improvements	-	-	-	-	N/A
260-3110 Repairs & Maintenance	4,789,314	3,900,728	3,757,978	4,415,947	17.51%
260-3120 Right-of-Way Maintenance	6,381,992	6,366,680	6,386,250	7,041,634	10.26%
260-3130 Community Services-Right-of Way Maintenance	244,176	243,119	222,058	241,215	8.63%
260-3710 Other Maintenance & Repairs	837	2,262	419	5,000	1093.32%
<b>Subtotal</b>	<b>\$ 11,416,319</b>	<b>\$ 10,512,789</b>	<b>\$ 10,366,705</b>	<b>\$ 11,703,796</b>	<b>12.90%</b>
<b>Non-Categorical</b>					
590-2000 Contingency	-	-	-	60,604	N/A
590-3000 Non-Categorical	998,226	987,619	1,115,104	1,090,368	-2.22%
590-4000 Interfund Transfers	1,297,140	2,000,091	2,259,747	1,503,274	-33.48%
<b>Subtotal</b>	<b>\$ 2,295,366</b>	<b>\$ 2,987,710</b>	<b>\$ 3,374,851</b>	<b>\$ 2,654,246</b>	<b>-21.35%</b>
<b>Total Paving Fund</b>	<b>\$ 14,673,938</b>	<b>\$ 14,408,971</b>	<b>\$ 14,648,567</b>	<b>\$ 15,540,704</b>	<b>6.09%</b>

\* Unaudited

**OVERVIEW / MEDICAL CENTER FUND 0204**

**Medical Center Fund** **\$ 14,253,667**

The Medical Center Fund account funds payment for inpatient and outpatient medical care for indigent residents of Columbus as well as a portion of medical costs for prisoners in custody at the Muscogee County Jail and Muscogee County Prison. It is funded by contract based on the collections of a 3.00 mill levy.

**SCHEDULE OF REVENUES**

	<b>FY14</b>	<b>FY15</b>	<b>FY16</b>	<b>FY17</b>	<b>%</b>
	<b>Actual</b>	<b>Actual</b>	<b>Actual*</b>	<b>Adopted</b>	<b>Change</b>
<b>GENERAL PROPERTY TAXES</b>					
4001 Real Property	10,437,794	10,725,574	10,916,684	12,544,558	14.91%
4003 Timber	-	137	369	-	-100.00%
4005 Personal Property	1,671,434	1,756,016	1,891,871	-	-100.00%
4006 Motor Vehicles	1,175,120	1,174,959	1,173,344	1,109,109	-5.47%
4007 Mobile Homes	14,715	12,672	15,827	-	-100.00%
<b>TOTAL GENERAL PROPERTY TAXES</b>	<b>\$ 13,299,063</b>	<b>\$ 13,669,358</b>	<b>\$ 13,998,095</b>	<b>\$ 13,653,667</b>	<b>-2.46%</b>
<b>OTHER FINANCING SOURCES</b>					
4837 Miscellaneous	-	-	-	-	N/A
4931 Transfer In-General Fund	600,000	600,000	600,000	600,000	0.00%
<b>TOTAL OTHER FINANCING</b>	<b>\$ 600,000</b>	<b>\$ 600,000</b>	<b>\$ 600,000</b>	<b>\$ 600,000</b>	<b>0.00%</b>
<b>Total Medical Center Fund</b>	<b>\$ 13,899,063</b>	<b>\$ 14,269,358</b>	<b>\$ 14,598,095</b>	<b>\$ 14,253,667</b>	<b>-2.36%</b>

\* Unaudited

**SCHEDULE OF EXPENDITURES**

	<b>FY14</b>	<b>FY15</b>	<b>FY16</b>	<b>FY17</b>	<b>%</b>
	<b>Actual</b>	<b>Actual</b>	<b>Actual*</b>	<b>Adopted</b>	<b>Change</b>
200-3000 Medical Center	14,024,526	14,483,053	14,690,698	14,253,667	-2.97%
<b>Total Medical Center Fund</b>	<b>\$ 14,024,526</b>	<b>\$ 14,483,053</b>	<b>\$ 14,690,698</b>	<b>\$ 14,253,667</b>	<b>-2.97%</b>

\* Unaudited

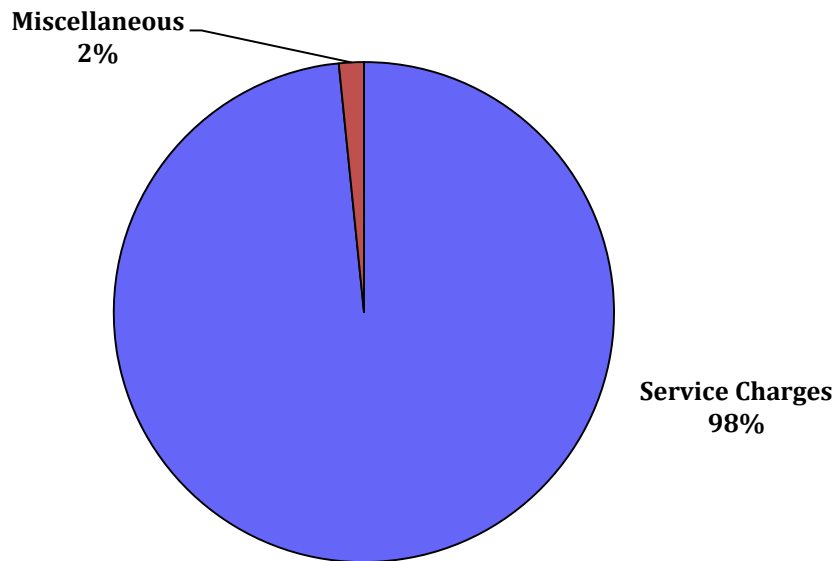
**OVERVIEW / INTEGRATED WASTE MANAGEMENT FUND 0207**

**Integrated Waste Management  
Fund**

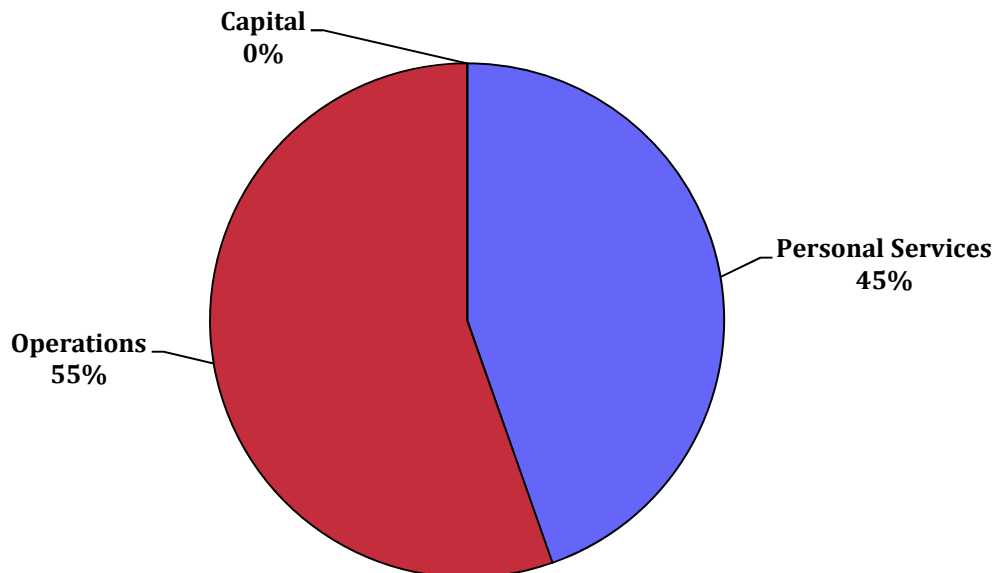
**\$ 12,529,000**

The Integrated Waste Management Fund accounts for the expenses associated with the collection and disposal of solid waste and recycling in Muscogee County.

**Budget by Revenue Source**



**Budget by Expense Category**



## OVERVIEW / INTEGRATED WASTE MANAGEMENT FUND 0207

### SCHEDULE OF REVENUES

		FY14	FY15	FY16	FY17	%
		Actual	Actual	Actual*	Adopted	Change
<b><u>CHARGES FOR SERVICES</u></b>						
<b>Sanitation</b>						
4550	Inert Landfill Fees- Granite Bluff	113,129	88,909	73,392	70,000	-4.62%
4552	Commercial Solid Waste Collection Fees	86,536	86,710	82,940	85,000	2.48%
4553	Residential Solid Waste Collection	9,317,164	9,867,395	9,892,222	11,244,000	13.67%
4556	Inert Landfill Fees- Oxbow Meadows	-	-	-	-	N/A
4557	Pine Grove Landfill	333,431	363,726	421,578	400,000	-5.12%
	<b>Subtotal</b>	<b>\$ 9,850,260</b>	<b>\$ 10,406,740</b>	<b>\$ 10,470,132</b>	<b>\$ 11,799,000</b>	<b>12.69%</b>
<b>Other Fees</b>						
4558	Recycling Fees	561,417	659,474	576,845	500,000	-13.32%
4588	Tree Fee	40,500	43,636	37,838	30,000	-20.71%
	<b>Subtotal</b>	<b>\$ 601,917</b>	<b>\$ 703,110</b>	<b>\$ 614,683</b>	<b>\$ 530,000</b>	<b>-13.78%</b>
<b>Other Fees</b>						
4837	Miscellaneous	(216)	2,242	7,135	-	-100.00%
4840	Rebates	2,699	-	-	-	N/A
	<b>Subtotal</b>	<b>2,483</b>	<b>2,242</b>	<b>7,135</b>	<b>-</b>	<b>-100.00%</b>
<b>TOTAL CHARGES FOR SERVICES</b>		<b>\$ 10,454,660</b>	<b>\$ 11,112,092</b>	<b>\$ 11,091,950</b>	<b>\$ 12,329,000</b>	<b>11.15%</b>
<b><u>INVESTMENT INCOME</u></b>						
4772	Gains/Losses on Investments	(1,754)	(60,286)	45,093	-	-100.00%
4780	Investment Interest	326,695	286,045	239,606	200,000	-16.53%
<b>TOTAL INVESTMENT INCOME</b>		<b>\$ 324,941</b>	<b>\$ 225,759</b>	<b>\$ 284,699</b>	<b>\$ 200,000</b>	<b>-29.75%</b>
<b><u>OTHER FINANCING SOURCES</u></b>						
4908	Gain on Sale of Assets	-	20,000	-	-	N/A
4931	Transfer In-General Fund	-	-	-	-	N/A
4998	Transfer In-OLOST	-	-	-	-	N/A
<b>TOTAL OTHER FINANCING SOURCES</b>		<b>\$ -</b>	<b>\$ 20,000</b>	<b>\$ -</b>	<b>\$ -</b>	<b>N/A</b>
<b>Total Integrated Waste Management Fund</b>		<b>\$ 10,779,601</b>	<b>\$ 11,357,851</b>	<b>\$ 11,376,649</b>	<b>\$ 12,529,000</b>	<b>10.13%</b>

\* Unaudited

## OVERVIEW / INTEGRATED WASTE MANAGEMENT FUND 0207

### SCHEDULE OF EXPENDITURES

		FY14	FY15	FY16	FY17	%
		Actual	Actual	Actual*	Adopted	Change
<b>Public Works</b>						
260-3510	Solid Waste Collection	6,198,372	6,298,774	6,362,903	7,081,605	11.30%
260-3520	Recycling	1,320,264	1,225,840	1,277,667	1,148,311	-10.12%
260-3540	Granite Bluff Inert LF	248,196	233,254	250,251	254,696	1.78%
260-3550	Oxbow Meadow Inert LF	4,759	3,117	2,990	-	-100.00%
260-3560	Pine Grove Landfill	1,810,341	(498,830)	1,501,345	1,671,949	11.36%
260-3570	Recycling Sustain Center	851,299	919,256	1,078,531	988,848	-8.32%
260-3580	Recycling - Ft Benning	-	89,344	124,619	135,898	9.05%
260-3710	Other Maint Repairs	5,693	9,651	7,682	13,580	76.78%
	<b>Subtotal</b>	<b>\$ 10,438,924</b>	<b>\$ 8,280,406</b>	<b>\$ 10,605,988</b>	<b>\$ 11,294,887</b>	<b>6.50%</b>
<b>Parks &amp; Recreation</b>						
270-3150	Refuse Collection- Parks	98,977	91,414	89,058	83,148	-6.64%
	<b>Subtotal</b>	<b>\$ 98,977</b>	<b>\$ 91,414</b>	<b>\$ 89,058</b>	<b>\$ 83,148</b>	<b>-6.64%</b>
<b>Non-Categorical</b>						
590-2000	Contingency	-	-	-	39,648	N/A
590-3000	Non-Categorical	1,193,147	1,365,292	1,107,536	1,111,317	0.34%
590-4000	Interfund Transfers	-	-	-	-	N/A
	<b>Subtotal</b>	<b>\$ 1,193,147</b>	<b>\$ 1,365,292</b>	<b>\$ 1,107,536</b>	<b>\$ 1,150,965</b>	<b>3.92%</b>
<b>Total Integrated Waste Management Fund</b>						
		<b>\$ 11,731,048</b>	<b>\$ 9,737,112</b>	<b>\$ 11,802,582</b>	<b>\$ 12,529,000</b>	<b>6.15%</b>

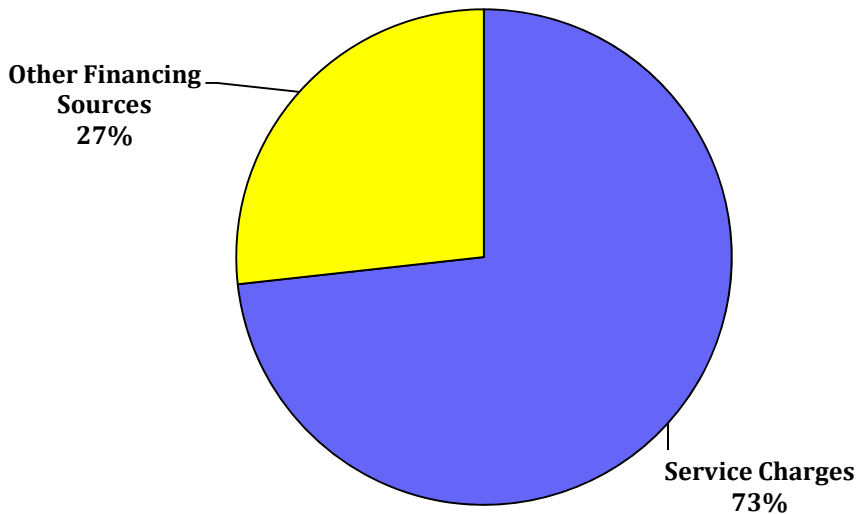
\* Unaudited



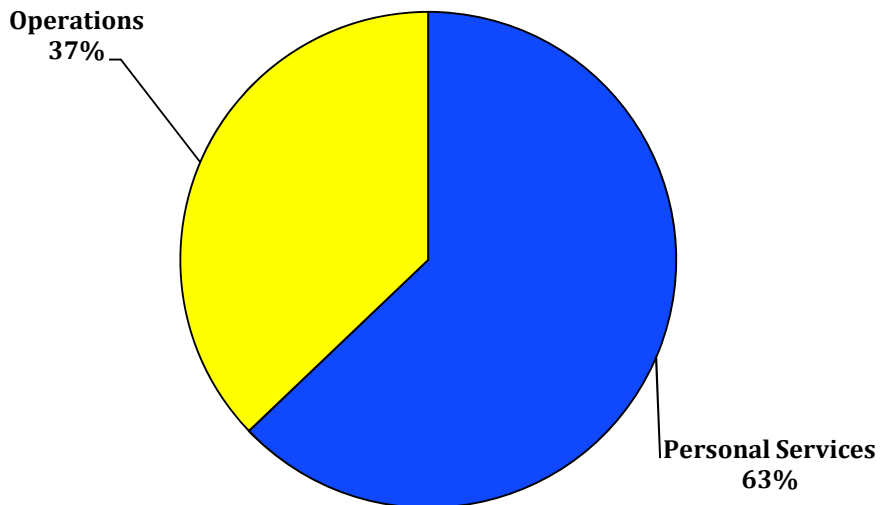
**OVERVIEW / EMERGENCY TELEPHONE FUND 0209**

**Emergency Telephone Fund                  \$                  3,999,692**

**Budget by Revenue Source**



**Budget by Expense Category**



The Emergency Telephone Fund accounts for expenses for the Emergency 911 System that ensures public safety departments respond quickly to emergency situations.

## OVERVIEW / EMERGENCY TELEPHONE FUND 0209

### SCHEDULE OF REVENUES

	FY14 Actual	FY15 Actual	FY16 Actual*	FY17 Adopted	% Change
<b><u>CHARGES FOR SERVICES</u></b>					
4500 Emergency Telephone Surcharge	1,240,051	1,222,854	1,140,165	1,200,000	5.25%
4519 Prepaid Wireless	354,649	336,898	340,354	330,000	-3.04%
4514 Wireless Surcharge	1,352,602	1,382,938	1,407,453	1,400,000	-0.53%
4837 Miscellaneous	10	52	52	-	-100.00%
<b>TOTAL CHARGES FOR SERVICES</b>	<b>\$ 2,947,312</b>	<b>\$ 2,942,742</b>	<b>\$ 2,888,024</b>	<b>\$ 2,930,000</b>	<b>1.45%</b>
<b><u>INVESTMENT INCOME</u></b>					
4772 Gains/Losses on Investments	-	-	-	-	N/A
4780 Investment Interest	-	-	-	-	N/A
<b>TOTAL INVESTMENT INCOME</b>	<b>\$ -</b>	<b>\$ -</b>	<b>\$ -</b>	<b>\$ -</b>	<b>N/A</b>
<b><u>OTHER FINANCING SOURCES</u></b>					
4931 Transfers In-General Fund	-	-	-	-	N/A
4998 Transfers In-OLOST	731,816	733,121	862,959	1,069,692	23.96%
<b>TOTAL OTHER FINANCING SOURCES</b>	<b>\$ 731,816</b>	<b>\$ 733,121</b>	<b>\$ 862,959</b>	<b>\$ 1,069,692</b>	<b>23.96%</b>
<b>Total Emergency Telephone Fund</b>	<b>\$ 3,679,128</b>	<b>\$ 3,675,863</b>	<b>\$ 3,750,983</b>	<b>\$ 3,999,692</b>	<b>6.63%</b>

\* Unaudited

### SCHEDULE OF EXPENDITURES

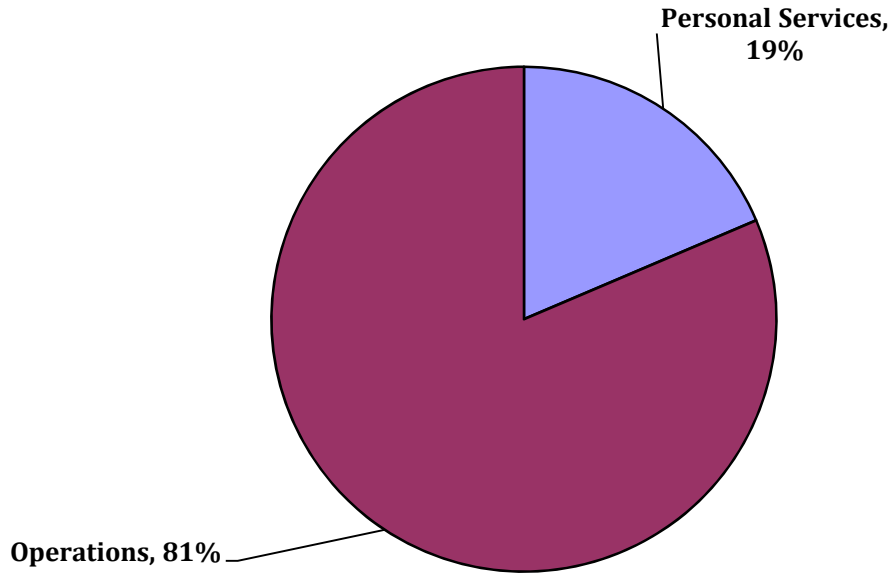
	FY14 Actual	FY15 Actual	FY16 Actual*	FY17 Adopted	% Change
<b>E-911</b>					
400-3220 E-911	3,490,729	3,473,308	3,543,272	3,771,952	6.45%
<b>Subtotal</b>	<b>3,490,729</b>	<b>3,473,308</b>	<b>3,543,272</b>	<b>3,771,952</b>	<b>6.45%</b>
<b>Non Categorical</b>					
590-2000 Contingency	-	-	-	18,508	N/A
590-3000 Non-Categorical	188,399	202,555	209,735	209,232	-0.24%
590-4000 Interfund Transfers	-	-	-	-	N/A
<b>Subtotal</b>	<b>\$ 188,399</b>	<b>\$ 202,555</b>	<b>\$ 209,735</b>	<b>\$ 227,740</b>	<b>8.58%</b>
<b>Total Emergency Telephone Fund</b>	<b>\$ 3,679,128</b>	<b>\$ 3,675,863</b>	<b>\$ 3,753,007</b>	<b>\$ 3,999,692</b>	<b>6.57%</b>

\* Unaudited

**OVERVIEW / CDBG FUND 0210**

**Community Development Block  
Grant Fund**

**\$ 1,375,681**



The Community Development Block Grant (CDBG) Fund accounts for grant monies received from the Department of Housing and Urban Development under the Community Development Block Grant Program.

**SCHEDULE OF REVENUES**

	FY14 Actual	FY15 Actual	FY16 Actual*	FY17 Adopted	% Change
099 Community Development Block Grant (CDBG)	\$ 1,472,114	\$ 1,507,829	\$ 2,160,000	\$ 1,375,681	-36.31%
<b>Total CBDG</b>	<b>\$ 1,472,114</b>	<b>\$ 1,507,829</b>	<b>\$ 2,160,000</b>	<b>\$ 1,375,681</b>	<b>-36.31%</b>

\* Unaudited

**SCHEDULE OF EXPENDITURES**

	FY14 Actual	FY15 Actual	FY16 Actual*	FY17 Adopted	% Change
130 Community Development Block Grant (CDBG)	\$ 1,422,565	\$ 1,534,589	\$ 2,147,236	\$ 1,375,681	-35.93%
<b>Total CBDG</b>	<b>\$ 1,422,565</b>	<b>\$ 1,534,589</b>	<b>\$ 2,147,236</b>	<b>\$ 1,375,681</b>	<b>-35.93%</b>

\* Unaudited

OVERVIEW / WORKFORCE INNOVATION & OPPORTUNITY ACT FUND 0220

**Workforce Innovation & Opportunity Act  
Fund** **\$ 3,691,125**

The Workforce Investment Act Program Fund accounts for grant monies received from the Department of Labor under the Job Training Partnership Act.

**SCHEDULE OF REVENUES**

	<b>FY14 Actual</b>	<b>FY15 Actual</b>	<b>FY16 Actual*</b>	<b>FY17 Adopted</b>	<b>% Change</b>
099 Workforce Investment Act	\$ 1,912,541	\$ 1,920,747	\$ 1,804,164	\$ 3,691,125	104.59%
<b>Total Workforce Investment Act Fund</b>	<b>\$ 1,912,541</b>	<b>\$ 1,920,747</b>	<b>\$ 1,804,164</b>	<b>\$ 3,691,125</b>	<b>104.59%</b>

\* Unaudited

**SCHEDULE OF EXPENDITURES**

	<b>FY14 Actual</b>	<b>FY15 Actual</b>	<b>FY16 Actual*</b>	<b>FY17 Adopted</b>	<b>% Change</b>
670, 675 & 680 Workforce Investment Act	\$ 2,039,980	\$ 1,920,744	\$ 1,804,160	\$ 3,691,125	104.59%
<b>Total Workforce Investment Act Fund</b>	<b>\$ 2,039,980</b>	<b>\$ 1,920,744</b>	<b>\$ 1,804,160</b>	<b>\$ 3,691,125</b>	<b>104.59%</b>

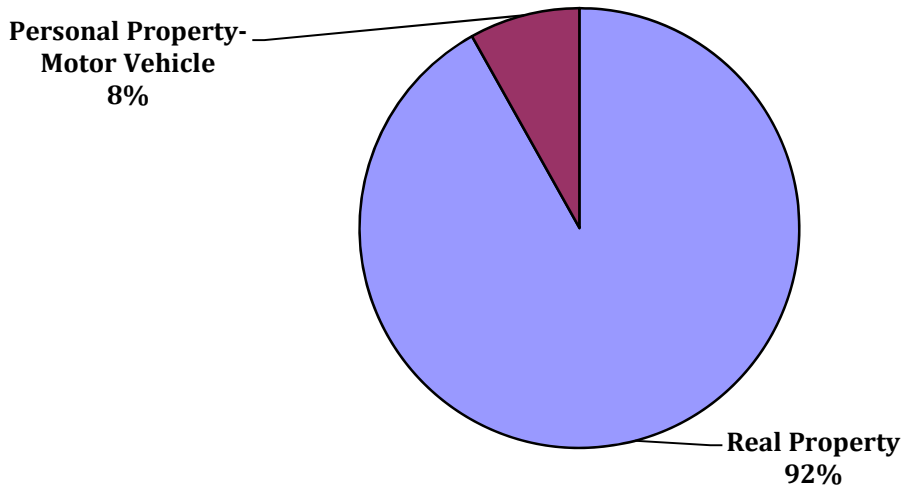
\* Unaudited

**OVERVIEW / ECONOMIC DEVELOPMENT AUTHORITY FUND 0230**

**Economic Development  
Authority Fund**

**\$ 2,275,611**

**Budget by Revenue Source**



The Economic Development Authority Fund accounts for funds utilized in economic development activities for the citizens of the City of Columbus. It is budgeted on the anticipated collection rate of 0.25 mills. An additional 0.25 mills has also been established as a reserve for Economic Development and for the retirement of a specific project's cost.

**OVERVIEW / ECONOMIC DEVELOPMENT AUTHORITY FUND 0230**

**SCHEDULE OF REVENUES**

	<b>FY14 Actual</b>	<b>FY15 Actual</b>	<b>FY16 Actual*</b>	<b>FY17 Adopted</b>	<b>% Change</b>
<b><u>GENERAL PROPERTY TAXES</u></b>					
4001 Real Property	\$ 1,414,941	\$ 1,780,308	\$ 1,819,447	\$ 2,090,760	14.91%
4003 Timber	-	23	61	-	-100.00%
4005 Personal Property	228,429	292,669	315,312	-	-100.00%
4006 Personal Property-Motor Vehicle	123,621	175,029	195,557	184,851	-5.47%
4007 Mobile Homes	1,924	2,056	2,638	-	-100.00%
<b>TOTAL GENERAL PROPERTY TAXES</b>	<b>\$ 1,768,915</b>	<b>\$ 2,250,085</b>	<b>\$ 2,333,015</b>	<b>\$ 2,275,611</b>	<b>-2.46%</b>
<b>Total Economic Development Authority Fund</b>	<b>\$ 1,768,915</b>	<b>\$ 2,250,085</b>	<b>\$ 2,333,015</b>	<b>\$ 2,275,611</b>	<b>-2.46%</b>

\* Unaudited

**SCHEDULE OF EXPENDITURES**

	<b>FY14</b>	<b>FY15</b>	<b>FY16</b>	<b>FY17</b>	<b>%</b>
	<b>Actual</b>	<b>Actual</b>	<b>Actual*</b>	<b>Adopted</b>	<b>Change</b>
<b>Non-Categorical</b>					
590-1000 Agency Appropriations	\$ 1,115,256	\$ 1,150,078	\$ 1,153,499	\$ 1,137,806	-1.36%
590-2000 Contingency	\$ -	\$ -	\$ -	\$ 337,805	N/A
590-3000 Non-Categorical	\$ -	\$ 948,000	\$ 800,000	\$ 800,000	0.00%
<b>Subtotal</b>	<b>\$ 1,115,256</b>	<b>\$ 2,098,078</b>	<b>\$ 1,953,499</b>	<b>\$ 2,275,611</b>	<b>16.49%</b>
<b>Total Economic Development</b>					
<b>Authority Fund</b>	<b>\$ 1,115,256</b>	<b>\$ 2,098,078</b>	<b>\$ 1,953,499</b>	<b>\$ 2,275,611</b>	<b>16.49%</b>

\* Unaudited

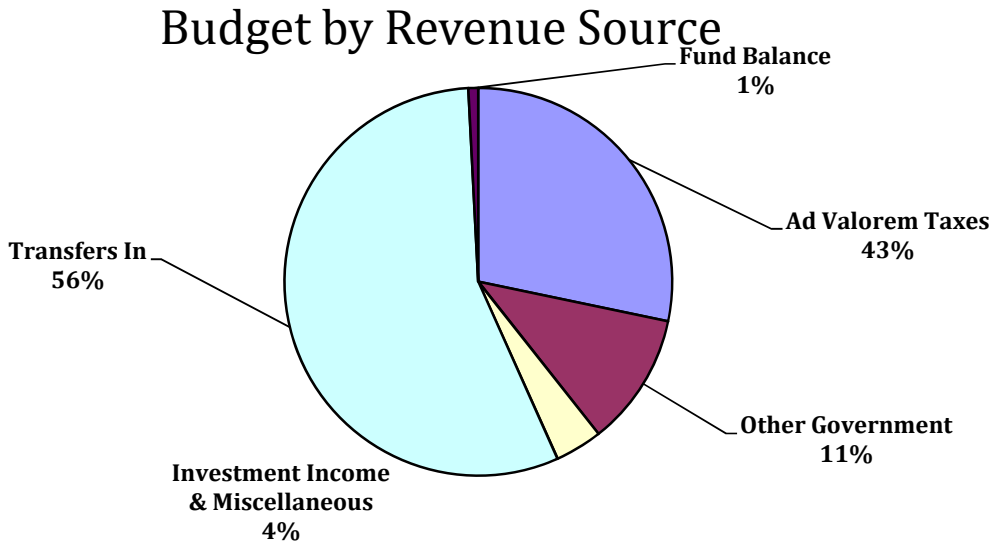


**OVERVIEW / DEBT SERVICE FUND 0405**

**Debt Service Fund**

**\$**

**12,705,620**




**Debt Margin**

The Columbus Consolidated Government remains below the debt ceiling of 10% of assessed value of taxable property established by the State of Georgia’s constitution using 0% of this established legal debt limit.

**Computation of Legal Debt Margin  
For Fiscal Year Ending June 30, 2016**

Assessed value of taxable property*	\$ 5,126,025,436
Debt Limit: 10% of assessed value	512,602,544
Less: Amount of debt applicable to debt limit	-
<b>Legal Debt Margin</b>	<b>\$ 512,602,544</b>



\* Based on 2016 State Approved Gross Digest as of 08/01/16.

The Debt Service Fund accounts for debt payments to meet the obligations for revenue bonds.

**OVERVIEW / DEBT SERVICE FUND 0405**

<b>SCHEDULE OF REVENUES</b>		<b>FY14</b>	<b>FY15</b>	<b>FY16</b>	<b>FY17</b>	<b>%</b>
		<b>Actual</b>	<b>Actual</b>	<b>Actual*</b>	<b>Adopted</b>	<b>Change</b>
<b><u>GENERAL PROPERTY TAXES</u></b>						
4001	Real Property	3,040,895	2,757,753	2,789,138	3,210,718	15.12%
4002	Public Utility	-	-	3,203	-	-100.00%
4003	Timber	-	32	86	-	-100.00%
4005	Personal Property	484,935	450,166	483,361	-	-100.00%
4006	Personal Property-Motor Vehicle	346,427	294,955	273,780	258,792	-5.47%
4007	Mobile Homes	3,962	3,012	3,693	-	-100.00%
4012	Not on Digest-Real & Personal	13,973	6,010	3,272	5,000	52.81%
4015	Recording intangibles	71,328	57,796	62,595	60,000	-4.15%
	<b>Subtotal</b>	<b>\$ 3,961,520</b>	<b>\$ 3,569,724</b>	<b>\$ 3,619,128</b>	<b>\$ 3,534,510</b>	<b>-2.34%</b>
<b><u>Penalties &amp; Interest</u></b>						
4150	Ad Valorem	104,104	72,427	62,927	50,000	-20.54%
4151	Auto	14,379	9,037	6,766	8,000	18.24%
	<b>Subtotal</b>	<b>\$ 118,483</b>	<b>\$ 81,464</b>	<b>\$ 69,693</b>	<b>\$ 58,000</b>	<b>-16.78%</b>
<b>TOTAL GENERAL PROPERTY TAXES</b>		<b>\$ 4,080,003</b>	<b>\$ 3,651,188</b>	<b>\$ 3,688,821</b>	<b>\$ 3,592,510</b>	<b>-2.61%</b>
<b><u>INTERGOVERNMENTAL</u></b>						
4305	BABs Subsidy	1,400,968	1,408,522	1,411,559	1,405,397	-0.44%
4400	Payment Lieu Taxes Housing Authority	7,316	5,202	5,365	3,500	-34.76%
4415	Columbus Water Works	-	-	-	-	N/A
4425	Bull Creek Golf Course	-	-	-	-	N/A
<b>TOTAL INTERGOVERNMENTAL</b>		<b>\$ 1,408,284</b>	<b>\$ 1,413,724</b>	<b>\$ 1,416,924</b>	<b>\$ 1,408,897</b>	<b>-0.57%</b>
<b><u>INVESTMENT INCOME</u></b>						
4772	Gains/Losses on	-	-	-	-	N/A
4779	Other Interest Income	406	-	45	-	
4780	Investment Income	3,352	5,259	7,274	3,000	-58.76%
<b>TOTAL INVESTMENT INCOME</b>		<b>\$ 3,758</b>	<b>\$ 5,259</b>	<b>\$ 7,319</b>	<b>\$ 3,000</b>	<b>-59.01%</b>
<b><u>MISCELLANEOUS</u></b>						
4837	Miscellaneous	468,660	478,032	487,596	497,350	2.00%
<b>TOTAL MISCELLANEOUS</b>		<b>\$ 468,660</b>	<b>\$ 478,032</b>	<b>\$ 487,596</b>	<b>\$ 497,350</b>	<b>2.00%</b>

**OVERVIEW / DEBT SERVICE FUND 0405**

<b>SCHEDULE OF REVENUES</b>					
	<b>FY14</b>	<b>FY15</b>	<b>FY16</b>	<b>FY17</b>	<b>%</b>
	<b>Actual</b>	<b>Actual</b>	<b>Actual*</b>	<b>Adopted</b>	<b>Change</b>
<b>INTERFUND TRANSFERS IN</b>					
4974 Transfers In - 2012CBA	-	-	-	-	N/A
4975 Transfers In- 2012BCBA	-	-	-	-	
4998 Transfers In - Other LOST	5,509,374	5,500,019	6,084,390	7,099,731	16.69%
<b>TOTAL INTERFUND TRANSFERS IN</b>					
	\$ 5,509,374	\$ 5,500,019	\$ 6,084,390	\$ 7,099,731	16.69%
<b>USE OF FUND BALANCE</b>					
				\$ 104,132	
<b>Total Debt Service Fund</b>	\$ 11,470,079	\$ 11,048,222	\$ 11,685,050	\$ 12,705,620	8.73%

\* Unaudited

<b>SCHEDULE OF EXPENDITURES</b>					
	<b>FY14</b>	<b>FY15</b>	<b>FY16</b>	<b>FY17</b>	<b>%</b>
	<b>Actual</b>	<b>Actual</b>	<b>Actual*</b>	<b>Adopted</b>	<b>Change</b>
<b>Debt Service</b>					
200-2000 Debt Service	-	4,500	-	-	N/A
200-2800 Water & Sewer Revenue Bonds	-	-	-	-	N/A
200-3470 1999A Lease Rev Refunding Bonds	-	-	-	-	N/A
200-3472 1999C Lease Revenue Bonds	-	-	-	-	N/A
200-3474 2003A Lease Revenue Bonds	-	-	-	-	N/A
200-3475 2003B Taxable Lease Rev. Bonds	-	-	-	-	N/A
200-3477 2010A Lease Rev. Bonds	3,164,048	3,157,862	3,154,994	3,148,361	-0.21%
200-3478 2010B Taxable Lease Rev. Bonds	4,177,691	4,177,691	4,177,692	4,177,692	0.00%
200-3479 2010C Lease Rev. Bonds	125,400	125,400	125,400	125,400	0.00%
200-3480 2012 A Lease Rev Bonds	1,696,722	1,698,997	1,701,904	1,699,211	-0.16%
200-3481 2012 B Taxable Lease Bond	1,360,916	1,359,205	1,359,105	1,368,605	0.70%
200-3610 GMA Loan Program	589,650	589,650	1,174,657	2,186,351	86.13%
<b>Subtotal</b>	\$ 11,114,427	\$ 11,113,305	\$ 11,693,752	\$ 12,705,620	8.65%
<b>Total Debt Service Fund</b>	\$ 11,114,427	\$ 11,113,305	\$ 11,693,752	\$ 12,705,620	8.65%

\* Unaudited

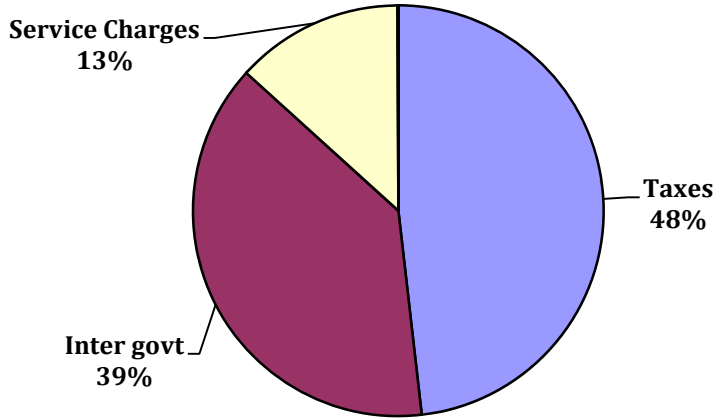
OVERVIEW / TRANSPORTATION FUND 0751

**Transportation Fund**

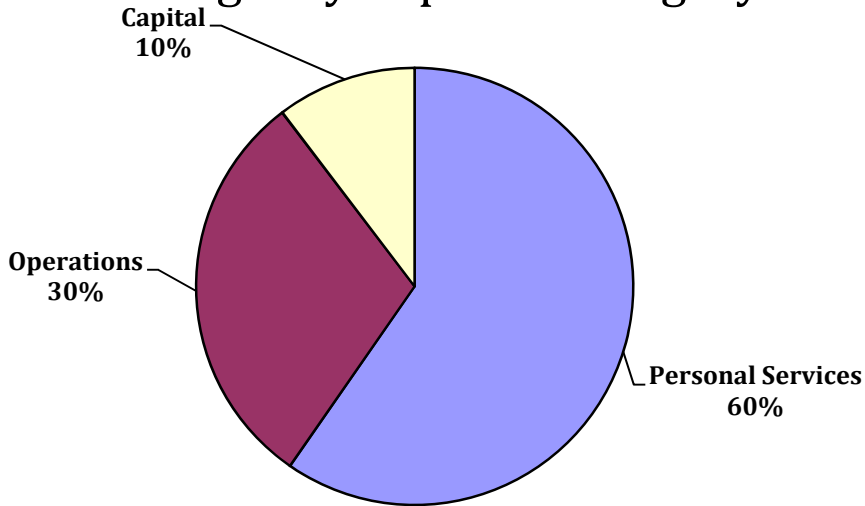
**\$**

**7,739,174**

**Budget by Revenue Source**



**Budget by Expense Category**



The Transportation Fund accounts for all expenses related to METRA, including administration and operations.

## OVERVIEW / TRANSPORTATION FUND 0751

### SCHEDULE OF REVENUES

		FY14	FY15	FY16	FY17	%
		Actual	Actual	Actual*	Adopted	Change
<b><u>GENERAL PROPERTY TAXES</u></b>						
4001	Real Property	2,869,961	2,925,749	2,983,894	3,428,846	14.91%
4003	Timber	-	38	101	-	-100.00%
4005	Personal Property	456,859	479,978	517,111	-	-100.00%
4006	Personal Property-Motor Vehicle	321,200	321,155	320,714	299,508	-6.61%
4007	Mobile Homes	4,022	3,464	4,326	-	-100.00%
<b>TOTAL GENERAL PROPERTY TAXES</b>		<b>\$ 3,652,042</b>	<b>\$ 3,730,384</b>	<b>\$ 3,826,146</b>	<b>\$ 3,728,354</b>	<b>-2.56%</b>
<b><u>INTERGOVERNMENTAL</u></b>						
4044	T-SPLOST Projects	-	-	2,301,879	1,219,789	-47.01%
4301	FTA Capital Grant	959,263	1,240,790	1,365,356	1,372,166	0.50%
4302	FTA Section 9-Planning	139,681	68,274	134,891	191,863	42.24%
4330	DoT Capital Grant	55,582	146,108	142,476	171,520	20.39%
4331	DoT Section 9-Planning	64,326	-	-	17,327	N/A
4337	DoT Planning	80,628	74,220	100,592	6,655	-93.38%
4400	Payment Lieu Taxes Housing Authority	6,892	5,547	5,740	3,500	-39.02%
<b>TOTAL INTERGOVERNMENTAL</b>		<b>\$ 1,306,372</b>	<b>\$ 1,534,939</b>	<b>\$ 4,050,934</b>	<b>\$ 2,982,820</b>	<b>-26.37%</b>
<b><u>CHARGES FOR SERVICES</u></b>						
<b>Transit Charges</b>						
4560	Subscription Farebox	25,646	31,966	15,642	15,000	-4.10%
4561	Passenger Services	982,717	1,000,924	906,605	900,000	-0.73%
4562	Dial-A-Ride	100,200	81,733	92,037	80,000	-13.08%
4563	Advertising	25,710	17,532	25,027	15,000	-40.06%
4564	Miscellaneous Transportation	963	1,717	828	-	-100.00%
<b>Subtotal</b>		<b>\$ 1,135,236</b>	<b>\$ 1,133,872</b>	<b>\$ 1,040,139</b>	<b>\$ 1,010,000</b>	<b>-2.90%</b>
<b>Other Fees</b>						
4540	Handicap ID Fees	11,012	9,429	10,672	10,000	-6.30%
4558	Recycling Fees	911	790	3,195	3,000	-6.10%
<b>Subtotal</b>		<b>\$ 11,923</b>	<b>\$ 10,219</b>	<b>\$ 13,867</b>	<b>\$ 13,000</b>	<b>-6.25%</b>
<b>TOTAL CHARGES FOR SERVICES</b>		<b>\$ 1,147,159</b>	<b>\$ 1,144,091</b>	<b>\$ 1,054,006</b>	<b>\$ 1,023,000</b>	<b>-2.94%</b>

## OVERVIEW / TRANSPORTATION FUND 0751

### SCHEDULE OF REVENUES

		FY14 Actual	FY15 Actual	FY16 Actual*	FY17 Adopted	% Change
<b><u>INVESTMENT INCOME</u></b>						
4772	Gains/Losses on Investments	1,074	8,528	(4,798)	-	-100.00%
4780	Investment Income	8,367	16,362	45,087	5,000	-88.91%
<b>TOTAL INVESTMENT INCOME</b>		<b>\$ 9,441</b>	<b>\$ 24,890</b>	<b>\$ 40,289</b>	<b>\$ 5,000</b>	<b>-87.59%</b>
<b><u>MISCELLANEOUS</u></b>						
4837	Miscellaneous	378	343	249	-	-100.00%
4853	Claims/Settlements	2,000	-	-	-	N/A
4906	Property Sales	-	-	-	-	N/A
4907	Sale of Fixed Assets	-	-	-	-	N/A
4908	Gain Sale of Assets	-	-	-	-	N/A
<b>TOTAL MISCELLANEOUS</b>		<b>\$ 2,378</b>	<b>\$ 343</b>	<b>\$ 249</b>	<b>\$ -</b>	<b>-100.00%</b>
<b><u>OTHER FINANCING SOURCES</u></b>						
<b>Interfund Transfers In</b>						
4931	Transfer In-General Fund	-	-	-	-	N/A
<b>Subtotal</b>		<b>\$ -</b>	<b>\$ -</b>	<b>\$ -</b>	<b>\$ -</b>	<b>N/A</b>
<b>TOTAL OTHER FINANCING SOURCES</b>		<b>\$ -</b>	<b>\$ -</b>	<b>\$ -</b>	<b>\$ -</b>	<b>N/A</b>
<b><u>USE OF FUND BALANCE</u></b>						
<b>Total Transportation Fund</b>		<b>\$ 6,117,392</b>	<b>\$ 6,434,647</b>	<b>\$ 8,971,624</b>	<b>\$ 7,739,174</b>	<b>-13.74%</b>

\* Unaudited

### SCHEDULE OF EXPENDITURES

		FY14 Actual	FY15 Actual	FY16 Actual*	FY17 Adopted	% Change
<b>Public Works</b>						
260-3710	Other Maintenance/Repairs	620	1,421	9,063	15,000	65.51%
<b>Subtotal</b>		<b>\$ 620</b>	<b>\$ 1,421</b>	<b>\$ 9,063</b>	<b>\$ 15,000</b>	<b>65.51%</b>
<b>Non-Categorical</b>						
590-2000	Contingency	-	-	-	219,134	N/A
590-3000	Non-Categorical	465,479	503,879	306,709	291,186	-5.06%
590-4000	Interfund Transfers	-	-	-	-	N/A
<b>Subtotal</b>		<b>\$ 465,479</b>	<b>\$ 503,879</b>	<b>\$ 306,709</b>	<b>\$ 510,320</b>	<b>66.39%</b>
<b>METRA</b>						
610-1000	Administration	170,569	178,859	172,132	197,482	14.73%
610-2100	Operations	2,152,687	2,129,624	1,994,302	2,084,771	4.54%
610-2200	Maintenance	1,651,171	1,323,007	1,110,629	1,501,544	35.20%
610-2300	Dial-A-Ride	289,506	229,819	228,842	237,231	3.67%
610-2400	Capital-FTA	888,281	986,352	1,195,530	1,715,208	43.47%



**OVERVIEW / TRANSPORTATION FUND 0751**

**SCHEDULE OF EXPENDITURES**

	<b>FY14 Actual</b>	<b>FY15 Actual</b>	<b>FY16 Actual*</b>	<b>FY17 Adopted</b>	<b>% Change</b>
610-2500 Capital-TSPLOST Admin.-	-	(7,153)	645,272	47,960	-92.57%
610-2510 TSPLOST Oper.-	-	-	495	64,934	13017.98%
610-2520 TSPLOST Maint.-	-	-	10,190	805,244	7802.30%
610-2530 TSPLOST D-A-R.-	-	-	2,673	135,828	4981.48%
610-2540 TSPLOST	-	-	14,042	165,823	1080.91%
610-2900 Charter Services	17,856	17,269	11,270	18,000	59.72%
610-3410 Planning-FTA (5303)	70,186	68,605	68,462	66,553	-2.79%
610-3420 Planning-FTA (5307)	174,601	170,603	168,614	173,276	2.76%
<b>Subtotal</b>	<b>\$ 5,414,857</b>	<b>\$ 5,096,985</b>	<b>\$ 5,622,453</b>	<b>\$ 7,213,854</b>	<b>28.30%</b>
<b>Total Transportation Fund</b>	<b>\$ 5,880,956</b>	<b>\$ 5,602,285</b>	<b>\$ 5,938,225</b>	<b>\$ 7,739,174</b>	<b>30.33%</b>

\* Unaudited

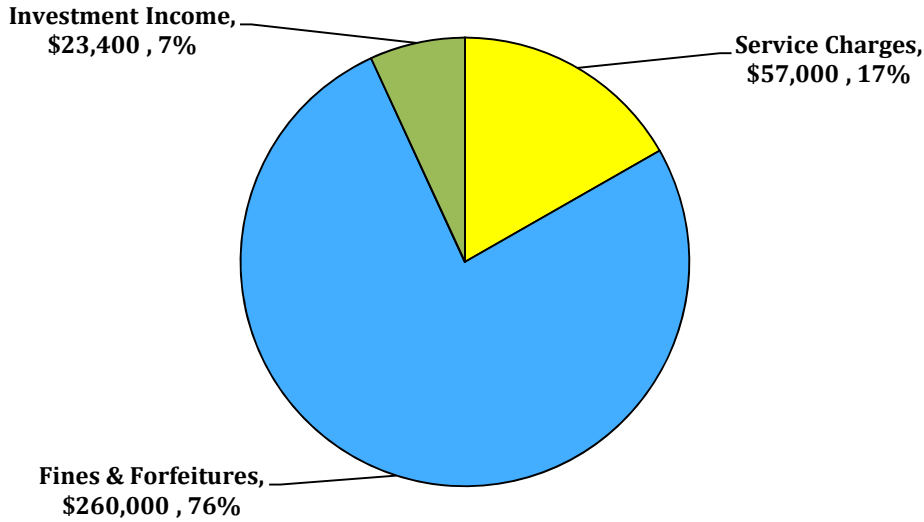
OVERVIEW / PARKING MANAGEMENT FUND 0752

**Parking Management Fund**

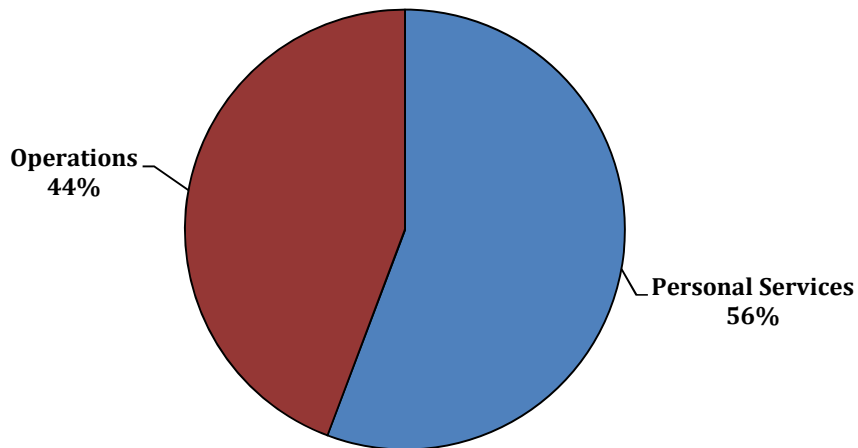
**\$**

**340,400**

**Budget by Revenue Source**



**Budget by Expense Category**



The Parking Management Fund accounts for all expenses related to Columbus' Uptown Parking District, including parking and enforcement.

**OVERVIEW / PARKING MANAGEMENT FUND 0752**

**SCHEDULE OF REVENUES**

	FY14 Actual	FY15 Actual	FY16 Actual*	FY17 Adopted	% Change
<b><u>CHARGES FOR SERVICES</u></b>					
4254 PTV Permits	-	-	150	-	-100.00%
4568 Parking Fees	22,172	24,748	27,220	27,000	-0.81%
4569 Public Parking Fees	17,647	25,403	42,662	30,000	-29.68%
<b>TOTAL CHARGES FOR SERVICES</b>	<b>\$ 39,819</b>	<b>\$ 50,151</b>	<b>\$ 70,032</b>	<b>\$ 57,000</b>	<b>-18.61%</b>
<b><u>FINES &amp; FORFEITURES</u></b>					
4752 Parking Violations	155,269	182,748	217,996	260,000	19.27%
<b>TOTAL FINES &amp; FORFEITURES</b>	<b>\$ 155,269</b>	<b>\$ 182,748</b>	<b>\$ 217,996</b>	<b>\$ 260,000</b>	<b>19.27%</b>
<b><u>INVESTMENT INCOME</u></b>					
4772 Gains/Losses on Investments	-	-	-	-	N/A
4878 Rental Lease Income	1,800	1,350	14,400	23,400	
4780 Investment Interest	-	-	-	-	N/A
<b>TOTAL INVESTMENT INCOME</b>	<b>\$ 1,800</b>	<b>\$ 1,350</b>	<b>\$ 14,400</b>	<b>\$ 23,400</b>	<b>62.50%</b>
<b><u>MISCELLANEOUS</u></b>					
4837 Miscellaneous	5	-	-	-	N/A
<b>TOTAL FINES &amp; FORFEITURES</b>	<b>\$ 5</b>	<b>\$ -</b>	<b>\$ -</b>	<b>\$ -</b>	<b>N/A</b>
<b><u>OTHER FINANCING SOURCES</u></b>					
<b>Interfund Transfers In</b>					
4931 Transfer In-General Fund	154,097	122,360	25,198	-	-100.00%
<b>Subtotal</b>	<b>\$ 154,097</b>	<b>\$ 122,360</b>	<b>\$ 25,198</b>	<b>\$ -</b>	<b>-100.00%</b>
<b>TOTAL OTHER FINANCING SOURCES</b>	<b>\$ 154,102</b>	<b>\$ 122,360</b>	<b>\$ 25,198</b>	<b>\$ -</b>	<b>-100.00%</b>
<b>Total Parking Management Fund</b>	<b>\$ 350,990</b>	<b>\$ 356,609</b>	<b>\$ 327,626</b>	<b>\$ 340,400</b>	<b>3.90%</b>

\* Unaudited

**SCHEDULE OF EXPENDITURES**

	<b>FY14</b>	<b>FY15</b>	<b>FY16</b>	<b>FY17</b>	<b>%</b>
	<b>Actual</b>	<b>Actual</b>	<b>Actual*</b>	<b>Adopted</b>	<b>Change</b>
<b>Non-Categorical</b>					
590-2000 Contingency	-	-	-	1,460	N/A
590-3000 Non-Categorical	29,399	29,212	21,035	21,891	4.07%
590-4000 Interfund Transfers	-	-	-	-	N/A
<b>Subtotal</b>	<b>\$ 29,399</b>	<b>\$ 29,212</b>	<b>\$ 21,035</b>	<b>\$ 23,351</b>	<b>11.01%</b>
<b>Parking Management</b>					
610-2800 Parking Management	331,330	336,271	305,336	317,049	3.84%
<b>Subtotal</b>	<b>\$ 331,330</b>	<b>\$ 336,271</b>	<b>\$ 305,336</b>	<b>\$ 317,049</b>	<b>3.84%</b>
<b>Total Parking Managemt Fund</b>	<b>\$ 360,729</b>	<b>\$ 365,483</b>	<b>\$ 326,371</b>	<b>\$ 340,400</b>	<b>4.30%</b>

\* Unaudited

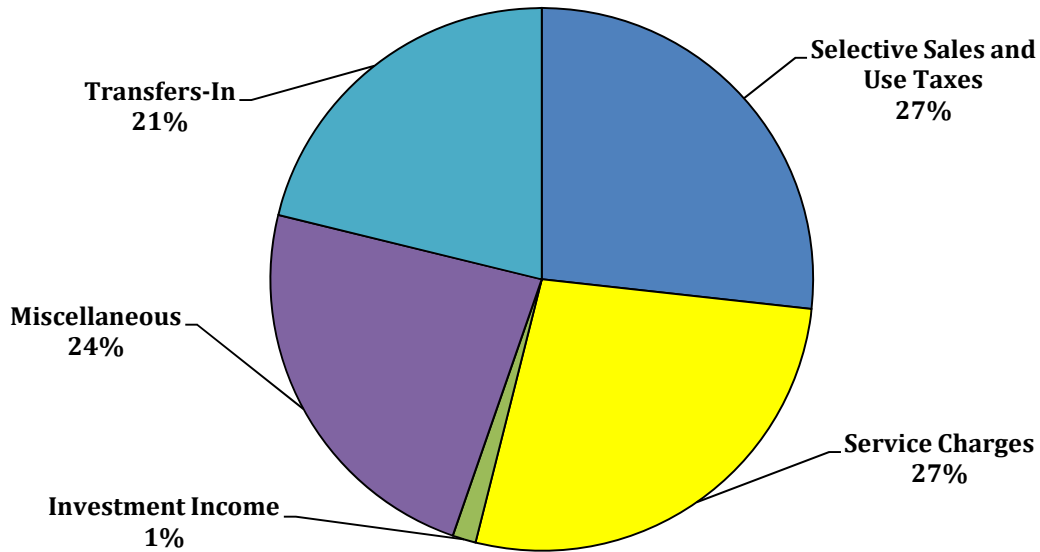
**OVERVIEW / COLUMBUS IRON WORKS TRADE CENTER FUND 0753**

**Trade Center Fund**

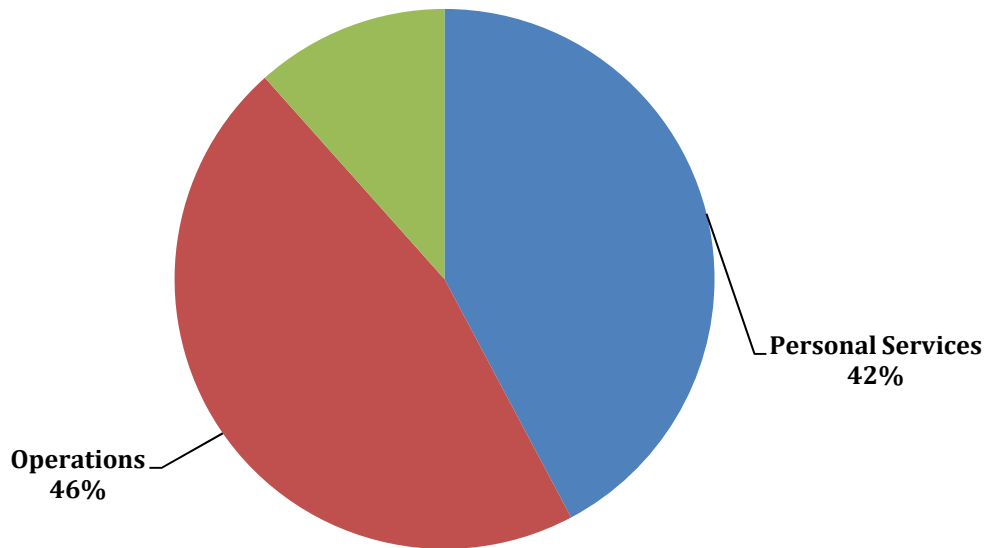
**\$**

**3,170,411**

**Budget by Revenue Source**



**Budget by Expense Category**



The Columbus Ironworks Convention & Trade Center Fund provides for the administration, operation, and maintenance of the Columbus Ironworks Convention and Trade Center.

## OVERVIEW / COLUMBUS IRON WORKS TRADE CENTER FUND 0753

### SCHEDULE OF REVENUES

		FY14 Actual	FY15 Actual	FY16 Actual*	FY17 Adopted	% Change
<b><u>SELECTIVE SALES &amp; USE TAXES</u></b>						
4052	Beer Tax	769,068	756,311	737,104	770,000	4.46%
<b>TOTAL SELECTIVE SALES &amp; USE TAXES</b>		<b>\$ 769,068</b>	<b>\$ 756,311</b>	<b>\$ 737,104</b>	<b>\$ 770,000</b>	<b>4.46%</b>
<b><u>CHARGES FOR SERVICES</u></b>						
<b>Charges for Services</b>						
4568	Parking Fees	12,578	9,870	17,036	18,350	7.71%
4573	Ticket Sales	-	-	10,881	25,000	129.75%
4579	Elec Usage Fees	24,868	27,854	33,958	36,500	
	<b>Subtotal</b>	<b>\$ 37,446</b>	<b>\$ 37,724</b>	<b>\$ 61,876</b>	<b>\$ 79,850</b>	<b>29.05%</b>
<b>Trade Center Operations</b>						
4580	Convention Services	10,587	9,843	18,915	13,500	-28.63%
4581	Food Svc Contract-Events	773,440	629,166	908,649	689,430	-24.13%
4582	Sale of Merchandise	-	-	301	850	182.37%
	<b>Subtotal</b>	<b>\$ 784,027</b>	<b>\$ 639,009</b>	<b>\$ 927,865</b>	<b>\$ 703,780</b>	<b>-24.15%</b>
<b>Other Charges for Services</b>						
4827	Outside Personnel Svcs	-	-	-	-	N/A
	<b>Subtotal</b>	<b>-</b>	<b>-</b>	<b>-</b>	<b>-</b>	<b>N/A</b>
<b>TOTAL CHARGES FOR SERVICES</b>		<b>\$ 821,473</b>	<b>\$ 676,733</b>	<b>\$ 989,741</b>	<b>\$ 783,630</b>	<b>-20.82%</b>
<b><u>INVESTMENT INCOME</u></b>						
4772	Gains/Losses on Investments	29,165	7,580	-	-	N/A
4780	Investment Interest	60,775	65,215	68,904	40,000	-41.95%
<b>TOTAL INVESTMENT INCOME</b>		<b>\$ 89,940</b>	<b>\$ 72,795</b>	<b>\$ 68,904</b>	<b>\$ 40,000</b>	<b>-41.95%</b>
<b><u>MISCELLANEOUS</u></b>						
<b>Miscellaneous</b>						
4828	Copy Work	1,138	798	367	1,000	172.66%
4837	Miscellaneous	6,148	5,799	6,096	7,000	14.84%
4842	Vendors Comp-Sales Tax	225	222	284	300	5.68%
	<b>Subtotal</b>	<b>\$ 7,511</b>	<b>\$ 6,819</b>	<b>\$ 6,746</b>	<b>\$ 8,300</b>	<b>23.03%</b>
<b>Rents and Royalties</b>						
4874	Equipment Rental	101,662	105,184	116,824	117,980	0.99%
4875	Space Rental	484,944	388,445	564,893	550,501	-2.55%
	<b>Subtotal</b>	<b>\$ 586,606</b>	<b>\$ 493,629</b>	<b>\$ 681,717</b>	<b>\$ 668,481</b>	<b>-1.94%</b>
<b>TOTAL MISCELLANEOUS</b>		<b>\$ 594,117</b>	<b>\$ 500,448</b>	<b>\$ 688,463</b>	<b>\$ 676,781</b>	<b>-1.70%</b>

\* Unaudited



**OVERVIEW / COLUMBUS IRON WORKS TRADE CENTER FUND 0753**

**SCHEDULE OF REVENUES**

	<b>FY14 Actual</b>	<b>FY15 Actual</b>	<b>FY16 Actual*</b>	<b>FY17 Adopted</b>	<b>% Change</b>
<b><u>OTHER FINANCING SOURCES</u></b>					
<b>Interfund Transfers In</b>					
4943 Transfer In-Hotel/Motel	740,384	616,153	604,834	610,000	0.85%
<b>Subtotal</b>	<b>\$ 740,384</b>	<b>\$ 616,153</b>	<b>\$ 604,834</b>	<b>\$ 610,000</b>	<b>0.85%</b>
<b>TOTAL OTHER FINANCING SOURCES</b>	<b>\$ 740,384</b>	<b>\$ 616,153</b>	<b>\$ 604,834</b>	<b>\$ 610,000</b>	<b>0.85%</b>
<b>USE OF FUND BALANCE</b>				\$ -	
<b>Total Trade Center Fund</b>	<b>\$ 3,014,982</b>	<b>\$ 2,622,440</b>	<b>\$ 3,089,045</b>	<b>\$ 2,880,411</b>	<b>-6.75%</b>

\* Unaudited

**SCHEDULE OF EXPENDITURES**

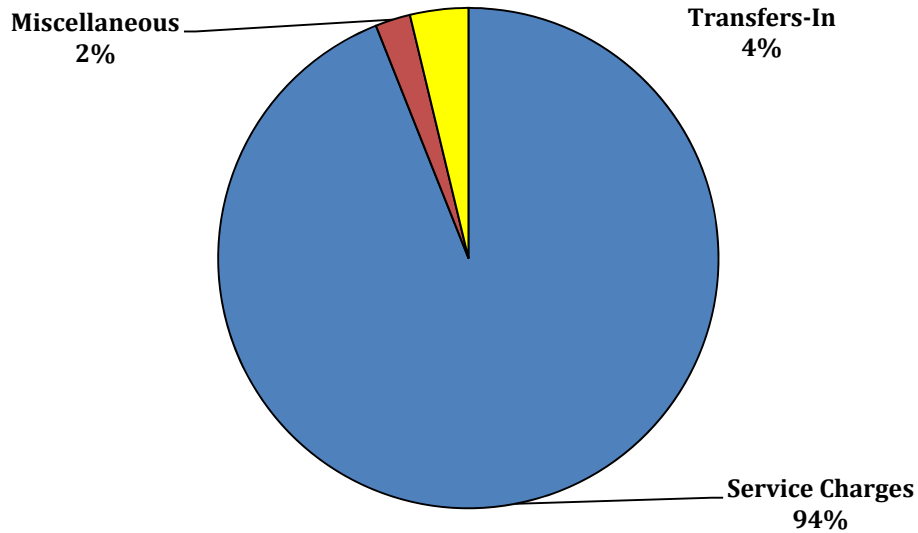
	<b>FY14 Actual</b>	<b>FY15 Actual</b>	<b>FY16 Actual*</b>	<b>FY17 Adopted</b>	<b>% Change</b>
<b>Non-Categorical</b>					
590-2000 Contingency	-	-	-	10,704	N/A
590-3000 Non-Categorical	166,364	150,728	130,200	133,849	2.80%
590-4000 Interfund Transfers	-	-	-	-	N/A
<b>Subtotal</b>	<b>\$ 166,364</b>	<b>\$ 150,728</b>	<b>\$ 130,200</b>	<b>\$ 144,553</b>	<b>11.02%</b>
<b>Trade Center</b>					
620-1000 Administration	602,542	565,316	574,832	624,579	8.65%
620-2100 Sales	207,041	228,477	230,338	276,025	19.83%
620-2200 Operations	521,184	559,589	573,674	624,443	8.85%
620-2300 Building Maintenance	805,805	872,226	3,025,837	1,212,809	-59.92%
620-2600 Bonded Debt	187,565	137,325	134,194	288,002	114.62%
<b>Subtotal</b>	<b>\$ 2,324,137</b>	<b>\$ 2,362,933</b>	<b>\$ 4,538,876</b>	<b>\$ 3,025,858</b>	<b>-33.33%</b>
<b>Total Trade Center Fund</b>	<b>\$ 2,490,501</b>	<b>\$ 2,513,661</b>	<b>\$ 4,669,077</b>	<b>\$ 3,170,411</b>	<b>-32.10%</b>

\* Unaudited

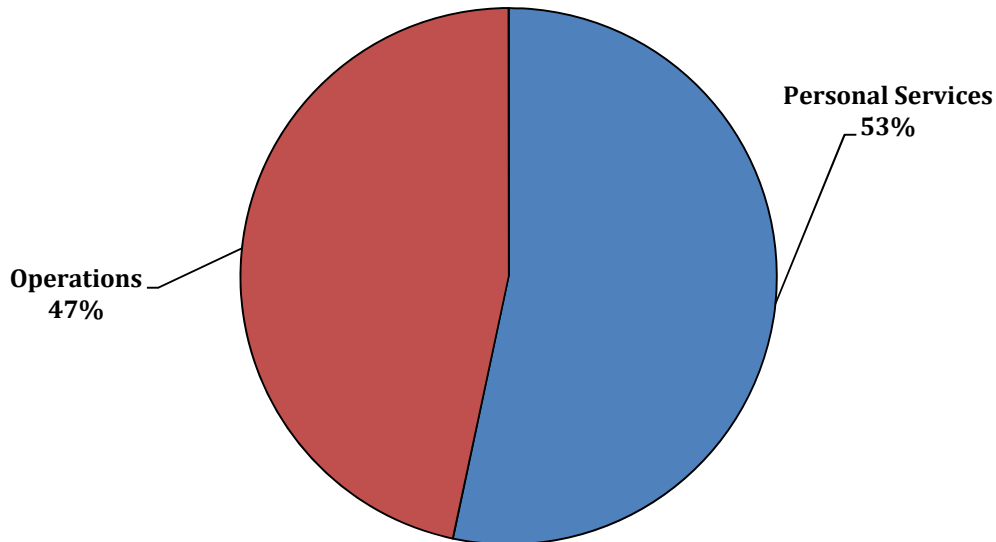
OVERVIEW / BULL CREEK GOLF COURSE FUND 0755

**Bull Creek Golf Course Fund                    \$                    1,331,050**

**Budget by Revenue Source**



**Budget by Expense Category**



The Bull Golf Course Fund provides for administration, operation, and maintenance of Bull Creek Golf Course.

## OVERVIEW / BULL CREEK GOLF COURSE FUND 0755

### SCHEDULE OF REVENUES

	FY14 Actual	FY15 Actual	FY16 Actual*	FY17 Adopted	% Change
<b><u>CHARGES FOR SERVICES</u></b>					
4541 Golf Course Handicap Fees	976	966	539	850	57.70%
4542 Operations-Golf Course	931,136	875,706	977,784	1,000,000	2.27%
4543 Golf Range Fees	30,913	30,475	26,518	30,000	13.13%
4544 Snack Bar-Golf Course	136,000	133,103	134,091	150,000	11.86%
4582 Sale Of Merchandise	66,591	70,857	47,472	70,000	47.46%
<b>TOTAL CHARGES FOR SERVICES</b>	<b>\$ 1,165,616</b>	<b>\$ 1,111,107</b>	<b>\$ 1,186,404</b>	<b>\$ 1,250,850</b>	<b>5.43%</b>
<b><u>MISCELLANEOUS</u></b>					
<b>Other Miscellaneous Revenues</b>					
4837 Miscellaneous	558	527	-	200	N/A
4842 Venders Comp-Sales Tax	811	810	1,358	-	-100.00%
4878 Rental/Lease Income	39,688	44,738	25,943	30,000	15.64%
<b>Subtotal</b>	<b>\$ 41,057</b>	<b>\$ 46,075</b>	<b>\$ 27,301</b>	<b>\$ 30,200</b>	<b>10.62%</b>
<b>TOTAL MISCELLANEOUS</b>	<b>\$ 41,057</b>	<b>\$ 46,075</b>	<b>\$ 27,301</b>	<b>\$ 30,200</b>	<b>10.62%</b>
<b><u>OTHER FINANCING SOURCES</u></b>					
<b>Interfund Transfers In</b>					
4931 Transfer In-General Fund	221,742	50,000	50,000	50,000	0.00%
<b>Subtotal</b>	<b>\$ 221,742</b>	<b>\$ 50,000</b>	<b>\$ 50,000</b>	<b>\$ 50,000</b>	<b>0.00%</b>
<b>TOTAL OTHER FINANCING SOURCES</b>	<b>\$ 221,742</b>	<b>\$ 50,000</b>	<b>\$ 50,000</b>	<b>\$ 50,000</b>	<b>0.00%</b>
<b>Total Bull Creek Fund</b>	<b>\$ 1,428,415</b>	<b>\$ 1,207,182</b>	<b>\$ 1,263,705</b>	<b>\$ 1,331,050</b>	<b>5.33%</b>

\* Unaudited

### SCHEDULE OF EXPENDITURES

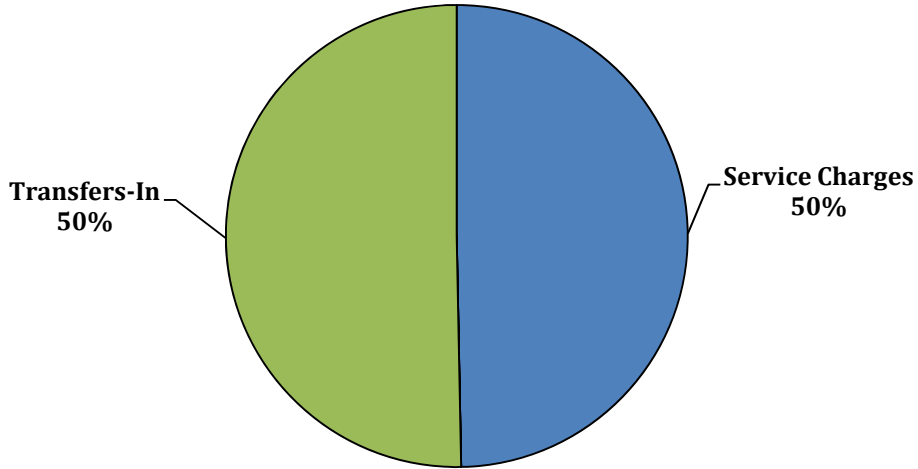
	FY14 Actual	FY15 Actual	FY16 Actual*	FY17 Adopted	% Change
<b>Non-Categorical</b>					
590-2000 Contingency	-	-	-	5,924	N/A
590-3000 Non-Categorical	106,900	112,901	72,602	66,837	-7.94%
590-4000 Interfund Transfers	-	-	-	-	N/A
<b>Subtotal</b>	<b>\$ 106,900</b>	<b>\$ 112,901</b>	<b>\$ 72,602</b>	<b>\$ 72,761</b>	<b>0.22%</b>
<b>Bull Creek</b>					
640-2100 Pro Shop	777,956	749,993	669,808	704,631	5.20%
640-2200 Maintenance	566,791	560,666	523,014	553,658	5.86%
640-2300 Debt Service	-	-	-	-	N/A
<b>Subtotal</b>	<b>\$ 1,344,747</b>	<b>\$ 1,310,659</b>	<b>\$ 1,192,822</b>	<b>\$ 1,258,289</b>	<b>5.49%</b>
<b>Total Bull Creek Fund</b>	<b>\$ 1,451,647</b>	<b>\$ 1,423,560</b>	<b>\$ 1,265,424</b>	<b>\$ 1,331,050</b>	<b>5.19%</b>

\* Unaudited

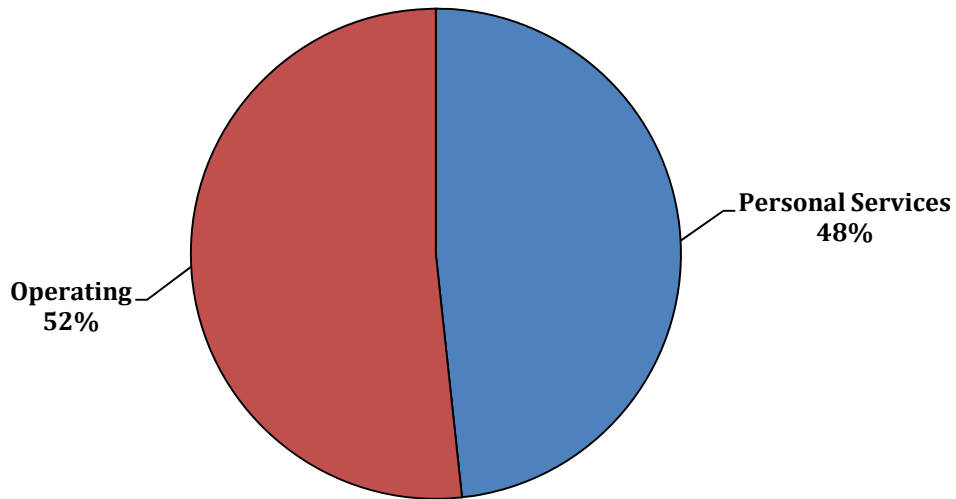
OVERVIEW / OXBOW CREEK GOLF COURSE FUND 0756

**Oxbow Creek Golf Course Fund      \$                      497,000**

Budget by Revenue Source



Budget by Expense Category



The Oxbow Golf Course Fund provides for administration, operation, and maintenance of Oxbow Creek Golf Course.

**OVERVIEW / OXBOW CREEK GOLF COURSE FUND 0756**

**SCHEDULE OF REVENUES**

	<b>FY14 Actual</b>	<b>FY15 Actual</b>	<b>FY16 Actual*</b>	<b>FY17 Adopted</b>	<b>% Change</b>
<b><u>CHARGES FOR SERVICES</u></b>					
4541 Golf Course Handicap Fees	-	-	-	-	N/A
4542 Operations-Golf Course	186,751	185,235	186,372	185,000	-0.74%
4543 Golf Range Fees	18,398	15,600	15,733	17,000	8.05%
4544 Snack Bar-Golf Course	23,830	22,124	21,448	35,000	63.18%
4582 Sale Of Merchandise	7,653	9,796	8,176	10,000	22.31%
<b>TOTAL CHARGES FOR SERVICES</b>	<b>\$ 236,632</b>	<b>\$ 232,755</b>	<b>\$ 231,729</b>	<b>\$ 247,000</b>	<b>6.59%</b>
<b><u>MISCELLANEOUS</u></b>					
<b>Other Miscellaneous Revenues</b>					
4842 Vendors Comp - Sales T	-	541	549	-	
4837 Miscellaneous	731	156	156	-	-100.00%
<b>Subtotal</b>	<b>\$ 731</b>	<b>\$ 697</b>	<b>\$ 705</b>	<b>\$ -</b>	<b>-100.00%</b>
<b>TOTAL MISCELLANEOUS</b>	<b>\$ 731</b>	<b>\$ 697</b>	<b>\$ 705</b>	<b>\$ -</b>	<b>-100.00%</b>
<b><u>OTHER FINANCING SOURCES</u></b>					
<b>Interfund Transfers In</b>					
4931 Transfer In-General Fund	316,958	250,000	250,000	250,000	0.00%
<b>Subtotal</b>	<b>\$ 316,958</b>	<b>\$ 250,000</b>	<b>\$ 250,000</b>	<b>\$ 250,000</b>	<b>0.00%</b>
<b>TOTAL OTHER FINANCING SOURCES</b>	<b>\$ 316,958</b>	<b>\$ 250,000</b>	<b>\$ 250,000</b>	<b>\$ 250,000</b>	<b>0.00%</b>
<b>Total Oxbow Creek Fund</b>	<b>\$ 554,322</b>	<b>\$ 483,452</b>	<b>\$ 482,433</b>	<b>\$ 497,000</b>	<b>3.02%</b>

\* Unaudited

**SCHEDULE OF EXPENDITURES**

	<b>FY14 Actual</b>	<b>FY15 Actual</b>	<b>FY16 Actual*</b>	<b>FY17 Adopted</b>	<b>% Change</b>
<b>Non-Categorical</b>					
590-2000 Contingency	-	-	-	1,964	N/A
590-3000 Non-Categorical	38,339	34,091	28,462	28,328	-0.47%
590-4000 Interfund Transfers	-	-	-	-	N/A
<b>Subtotal</b>	<b>\$ 38,339</b>	<b>\$ 34,091</b>	<b>\$ 28,462</b>	<b>\$ 30,292</b>	<b>6.43%</b>
<b>Oxbow Creek</b>					
640-2100 Pro Shop	208,562	194,999	184,447	176,490	-4.31%
640-2200 Maintenance	222,490	200,465	185,955	184,104	-1.00%
640-2300 Debt Service	9,089	7,413	5,709	106,114	1758.73%
<b>Subtotal</b>	<b>\$ 440,142</b>	<b>\$ 402,877</b>	<b>\$ 376,111</b>	<b>\$ 466,708</b>	<b>24.09%</b>
<b>Total Oxbow Creek Fund</b>	<b>\$ 478,481</b>	<b>\$ 436,968</b>	<b>\$ 404,573</b>	<b>\$ 497,000</b>	<b>22.85%</b>

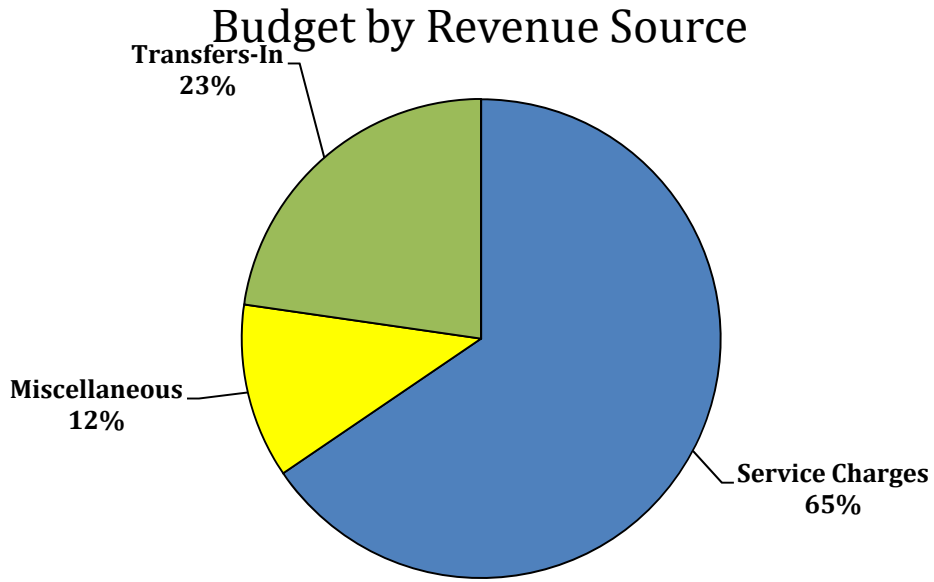
\* Unaudited

**OVERVIEW / CIVIC CENTER FUND 0757**

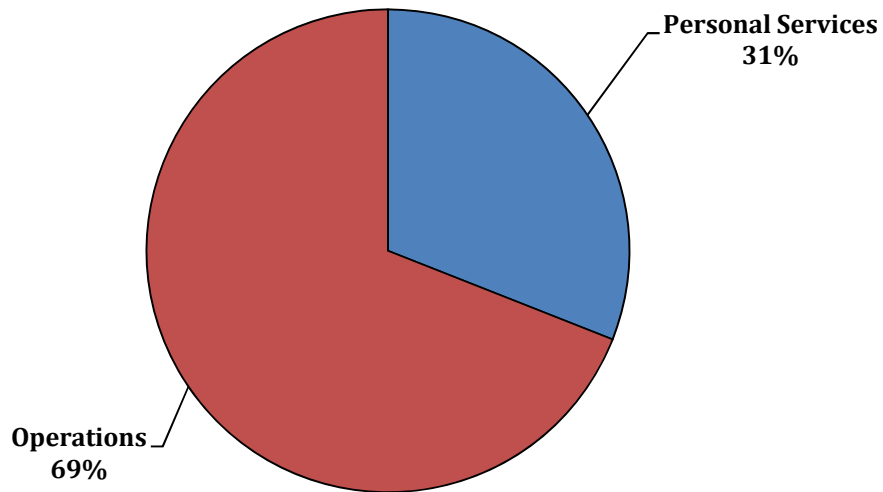
**Civic Center Fund**

**\$**

**5,370,445**



**Budget by Expense Category**



The Civic Center Fund accounts for the operation of the multi-functional recreational facility.



## OVERVIEW / CIVIC CENTER FUND 0757

### SCHEDULE OF REVENUES

		FY14	FY15	FY16	FY17	%
		Actual	Actual	Actual*	Adopted	Change
<b><u>CHARGES FOR SERVICES</u></b>						
<b>Civic Center Charges</b>						
4576	Catering	34,398	24,335	39,983	25,000	-37.47%
4587	Food Svc Contract	141,210	142,558	199,688	140,000	-29.89%
4582	Sale Of Merchandise	4,245	233,288	316,257	255,000	-19.37%
	<b>Subtotal</b>	<b>\$ 179,853</b>	<b>\$ 400,181</b>	<b>\$ 555,928</b>	<b>\$ 420,000</b>	<b>-24.45%</b>
<b>Event Fees</b>						
4573	Ticket Sales	2,148,761	1,920,184	4,125,210	2,504,233	-39.29%
4575	Box Office Fees	-	-	-	-	N/A
	<b>Subtotal</b>	<b>\$ 2,148,761</b>	<b>\$ 1,920,184</b>	<b>\$ 4,125,210</b>	<b>\$ 2,504,233</b>	<b>-39.29%</b>
<b>Charges for Services</b>						
4568	Parking Fees	37,794	40,730	90,684	40,000	-55.89%
4872	Sale of Advertisements	39,856	16,795	19,295	35,000	81.39%
4837	Miscellaneous	544,813	608,886	681,399	518,000	-23.98%
	<b>Subtotal</b>	<b>\$ 622,463</b>	<b>\$ 666,411</b>	<b>\$ 791,378</b>	<b>\$ 593,000</b>	<b>-25.07%</b>
<b>Other Fees</b>						
4862	Sale of Salvage	-	309	126	-	-100.00%
4906	Property Sales	3,802	934	934	-	-100.00%
	<b>Subtotal</b>	<b>\$ 3,802</b>	<b>\$ 1,243</b>	<b>\$ 1,060</b>	<b>\$ -</b>	<b>-100.00%</b>
<b>TOTAL CHARGES FOR SERVICES</b>		<b>\$ 2,954,879</b>	<b>\$ 2,988,019</b>	<b>\$ 5,473,577</b>	<b>\$ 3,517,233</b>	<b>-35.74%</b>
<b><u>INVESTMENT INCOME</u></b>						
4780	Investment Income	-	-	-	-	N/A
4772	Gains/Losses on Investments	-	-	-	-	N/A
<b>TOTAL INVESTMENT INCOME</b>		<b>\$ -</b>	<b>\$ -</b>	<b>\$ -</b>	<b>\$ -</b>	<b>N/A</b>
<b><u>MISCELLANEOUS</u></b>						
<b>Miscellaneous</b>						
4801	Private Contributions	15,000	15,000	15,000	-	-100.00%
4853	Claims/Settlements	-	-	-	-	N/A
4908	Gain Sale of Assets	(6,783)	-	-	-	N/A
	<b>Subtotal</b>	<b>\$ 8,217</b>	<b>\$ 15,000</b>	<b>\$ 15,000</b>	<b>\$ -</b>	<b>-100.00%</b>
<b>Rents and Royalties</b>						
4880	Rent - Civic Center	462,019	517,354	434,945	516,000	18.64%
4842	Vendor Comp Sales Tax	1,622	1,560	2,700	2,000	
4574	Facility Fee	136,177	93,646	194,219	115,212	-40.68%
	<b>Subtotal</b>	<b>\$ 599,818</b>	<b>\$ 612,560</b>	<b>\$ 631,865</b>	<b>\$ 633,212</b>	<b>0.21%</b>
<b>TOTAL MISCELLANEOUS</b>		<b>\$ 608,035</b>	<b>\$ 627,560</b>	<b>\$ 646,865</b>	<b>\$ 633,212</b>	<b>-2.11%</b>

\* Unaudited

## OVERVIEW / CIVIC CENTER FUND 0757

### SCHEDULE OF REVENUES

		FY14 Actual	FY15 Actual	FY16 Actual*	FY17 Adopted	% Change
<b>OTHER FINANCING SOURCES</b>						
<b>Interfund Transfers In</b>						
4931	Transfer In-General Fund	255,008	200,000	-	-	N/A
4943	Transfer In-Hotel/Motel Tax	1,480,767	1,232,305	1,209,667	1,220,000	0.85%
	<b>Subtotal</b>	<b>\$ 1,735,775</b>	<b>\$ 1,432,305</b>	<b>\$ 1,209,667</b>	<b>\$ 1,220,000</b>	<b>0.85%</b>
<b>TOTAL OTHER FINANCING SOURCES</b>		<b>\$ 1,735,775</b>	<b>\$ 1,432,305</b>	<b>\$ 1,209,667</b>	<b>\$ 1,220,000</b>	<b>0.85%</b>
<b>Total Civic Center Fund</b>		<b>\$ 5,298,689</b>	<b>\$ 5,047,884</b>	<b>\$ 7,330,109</b>	<b>\$ 5,370,445</b>	<b>-26.73%</b>

\* Unaudited

### SCHEDULE OF EXPENDITURES

		FY14 Actual	FY15 Actual	FY16 Actual*	FY17 Adopted	% Change
<b>Civic Center</b>						
160-1000	Civic Center Operations	1,827,071	1,876,804	1,829,326	1,717,490	-6.11%
160-2100	Hockey	452,457	406,460	340,272	409,000	20.20%
160-2200	AF2 Football	59,414	70,444	111,254	68,413	-38.51%
160-2500	Other Events	2,106,496	1,909,147	4,289,340	2,226,711	-48.09%
160-2600	Temp Labor Pool	-	-	-	-	N/A
160-2700	Ice Rink- Operations	362,017	397,480	306,706	414,136	35.03%
160-2750	Ice Rink Events	91,317	89,037	91,769	75,973	-17.21%
160-2800	Concessions	-	171,328	183,360	159,815	-12.84%
	<b>Subtotal</b>	<b>\$ 4,898,772</b>	<b>\$ 4,920,700</b>	<b>\$ 7,152,026</b>	<b>\$ 5,071,538</b>	<b>-29.09%</b>
<b>Public Services</b>						
260-3710	Other Maintenance/Rep:	58,624	67,004	88,592	100,000	12.88%
	<b>Subtotal</b>	<b>\$ 58,624</b>	<b>\$ 67,004</b>	<b>\$ 88,592</b>	<b>\$ 100,000</b>	<b>12.88%</b>
<b>Non-Categorical</b>						
590-2000	Contingency	-	-	-	8,912	N/A
590-3000	Non-Categorical	225,384	251,532	188,387	189,995	0.85%
590-4000	Interfund Transfers	-	-	-	-	N/A
	<b>Subtotal</b>	<b>\$ 225,384</b>	<b>\$ 251,532</b>	<b>\$ 188,387</b>	<b>\$ 198,907</b>	<b>5.58%</b>
<b>Total Civic Center Fund</b>		<b>\$ 5,182,780</b>	<b>\$ 5,239,236</b>	<b>\$ 7,429,005</b>	<b>\$ 5,370,445</b>	<b>-27.71%</b>

\* Unaudited

**OVERVIEW / HEALTH & INSURANCE FUND 0850**

**Health & Insurance Fund**   **\$**   **24,794,849**

The Employee Health & Life Insurance Fund is established to account for the self-funded employee health care program and employee life insurance program.

**SCHEDULE OF REVENUES**

		<b>FY14</b>	<b>FY15</b>	<b>FY16</b>	<b>FY17</b>	<b>%</b>
		<b>Actual</b>	<b>Actual</b>	<b>Actual*</b>	<b>Adopted</b>	<b>Change</b>
099	Health & Insurance Fund	24,962,175	22,361,971	19,242,543	24,794,849	28.85%
<b>Total Health &amp; Insurance Fund</b>		<b>\$ 24,962,175</b>	<b>\$ 22,361,971</b>	<b>\$ 19,242,543</b>	<b>\$ 24,794,849</b>	<b>28.85%</b>

\* Unaudited

**SCHEDULE OF EXPENDITURES**

		<b>FY14</b>	<b>FY15</b>	<b>FY16</b>	<b>FY17</b>	<b>%</b>
		<b>Actual</b>	<b>Actual</b>	<b>Actual*</b>	<b>Adopted</b>	<b>Change</b>
220	Health & Insurance Fund	23,649,004	22,116,768	19,868,290	24,794,849	24.80%
<b>Total Health &amp; Insurance Fund</b>		<b>\$ 23,649,004</b>	<b>\$ 22,116,768</b>	<b>\$ 19,868,290</b>	<b>\$ 24,794,849</b>	<b>24.80%</b>

\* Unaudited

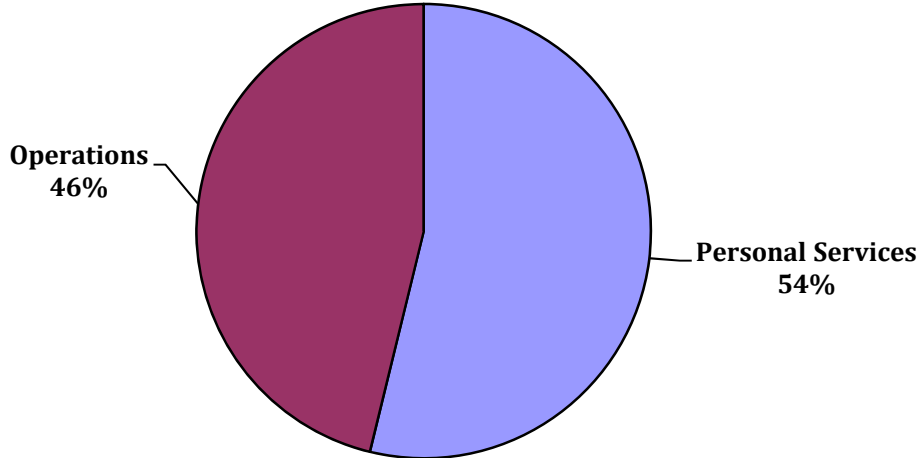
**OVERVIEW / RISK MANAGEMENT FUND 0860**

**Risk Management Fund**

**\$**

**4,884,906**

**Budget by Expense Category**



The Risk Management Fund is established for the purposes of providing self-insurance funding for vehicle claims and worker’s compensation management.

**SCHEDULE OF REVENUES**

	FY14 Actual	FY15 Actual	FY16 Actual*	FY17 Adopted	% Change
099 Risk Management	5,373,454	5,749,420	5,618,317	4,884,906	-13.05%
<b>Total Risk Management Fund</b>	<b>\$ 5,373,454</b>	<b>\$ 5,749,420</b>	<b>\$ 5,618,317</b>	<b>\$ 4,884,906</b>	<b>-13.05%</b>

\* Unaudited

**SCHEDULE OF EXPENDITURES**

	FY14 Actual	FY15 Actual	FY16 Actual*	FY17 Adopted	% Change
130 & 220 Risk Management	4,811,848	3,553,845	3,546,897	4,884,906	37.72%
<b>Total Risk Management Fund</b>	<b>\$ 4,811,848</b>	<b>\$ 3,553,845</b>	<b>\$ 3,546,897</b>	<b>\$ 4,884,906</b>	<b>37.72%</b>

\* Unaudited

SECTION C:  
PERSONNEL

**This section includes information on staffing, benefits and changes for the Fiscal Year.**

## **PERSONNEL**

A top priority of the Columbus Consolidated Government (CCG) is to provide the most efficient services while retaining quality employees who are committed to excellence and the community. The CCG employs over **2,600** full-time, part-time, and temporary employees, who provide a wide range of services to the community.

The CCG provides a total benefit package that includes the following:

- Major Medical Health Insurance
- Life Insurance
- Social Security
- Long Term Disability Insurance
- Retirement Plan
- Dental Insurance
- Sick and Vacation Pay
- Worker's Compensation
- Cafeteria Plan
- Deferred Compensation Plans

### **Major Medical Health Insurance**

The CCG provides health insurance to all full-time employees. Coverage begins on the first day, coincide with or immediately following completion of 30 days of active employment. The City's annual contribution is \$6,100 per employee.

During 2013, the City opened its own Health and Wellness Center on the campus of Columbus Regional Healthcare System. The Health and Wellness Center provides routine primary healthcare, urgent care, and specialist referrals for members of the H&W Center plan. In addition to having no copayments for office visits, referrals, or routine pharmaceuticals, employees covered by the Health and Wellness plan enjoy premiums that are the lowest available for any plan offered at CCG. By more closely managing the health and wellbeing of its employees, CCG anticipates significant wellness and productivity benefits from the Health and Wellness Center program for its employees and their dependents. In addition, the City expects to see reduced healthcare costs in the long term by improving the health status of the workforce and by better management of chronic conditions.

### **Life Insurance (Accidental Death & Dismemberment)**

The CCG provides life, accidental death, and dismemberment insurance to all full-time employees. Coverage is equal to one and one-half (1½) times an employee's annual salary, rounded to the next highest \$500. The benefit is calculated at \$0.50 per \$1,000 of their salary.

### **Long-Term Disability**

CCG provides long-term disability coverage to all full-time employees. The Social Security Administration Office must declare an employee disabled, after which the plan allows the



## PERSONNEL

disabled employee to collect 60% of their monthly salary (offset by Social Security, Worker's Compensation and certain other pensions and disability plans).

### **Social Security (FICA)**

CCG contributes the employer's share of FICA, 7.65% (6.20% Social Security and 1.45% Medicare) of earnings up to a maximum salary of \$118,500. Maximum is for Social Security only. The Federal Insurance Program has no cap on Medicare contribution earnings.

### **Retirement**

The CCG provides two retirement plans: one for general government employees and an enhanced plan for public safety employees. Both plans offer early and normal retirement options, once time vests an employee. The City has historically contributed 100% of the costs for the program. However, in FY13 the City implemented an employee contribution rate of 4% for all eligible existing employees phased in at 2% over a 2-year period and a contribution rate of 8% for eligible new employees phased in at 6% the first year and 2% the second year. The general government employees' plan must generate a minimum of *\$4.4 million* based on employee salaries and *\$11.4 million* for public safety employees' salaries.

### **Vacation**

All city officials and permanent employees accrue and accumulate annual leave based on their years of service as displayed in the following table.

<b>Service</b>	<b>Earned</b>	<b>Accumulate</b>
0 - 10 years	10 days	20 days
10 - 15 years	15 days	20 days
15+ years	20 days	30 days

### **Sick Leave**

All city officials and permanent employees accrue 13 days of sick leave per year. An employee may accumulate the following maximums: 30 days in a base account and 60 days in a reserve account for a total of 90 days. By the last pay period in November, CCG pays one-fourth of accumulated sick leave beyond the 30 days allowed in an employees' base account as a bonus to employees. This bonus is based on the employee's salary/wage and is subject to City Council's approval. The remaining three-fourths above the 30 days are added to the employees' sick leave reserve account until a maximum of 60 days is accumulated.

## PERSONNEL

### **Catastrophic Sick Leave**

At the end of each leave year all accrued leave days above the maximum allowable reserve accumulations will be added to the catastrophic sick leave bank until a maximum of one hundred and twenty (120) days shall be attained. No charge shall be made against the catastrophic sick leave accumulation until the base and reserve accumulations for both vacation and sick leave have been exhausted, and until a valid medical certificate has been presented as to the nature of the employee's illness and inability to return to work.

### **Other Benefits**

The Columbus Consolidated Government (CCG) offers deferred compensation, cafeteria, vision and dental plans for employees. Although the City does not contribute to the plans, we offer the plans as a convenience to the employee.

### **Holidays**

For several years, the CCG has observed ten (10) holidays and one (1) floating holiday. This year the CCG will observe the floating holiday on December 23, 2016. A schedule of holidays is listed below:

<b>HOLIDAY</b>	<b>DATE OBSERVED</b>	<b>DAY</b>
Independence Day	July 4, 2016	Monday
Labor Day	September 5, 2016	Monday
Columbus Day	October 10, 2016	Monday
Veteran's Day	November 11, 2016	Friday
Thanksgiving Day/Day After	November 24 & 25, 2016	Thursday and Friday
Floating Holiday	December 23, 2016	Friday
Christmas	December 26, 2016	Monday
New Year's Day	January 2, 2017	Monday
Martin Luther King, Jr. Birthday	January 16, 2017	Monday
Memorial Day	May 29, 2017	Monday

# PERSONNEL

## Personnel Summary

The chart below details compensation and benefits discussed in earlier sections. Net personnel expenditures make up 56.4% of the total operating budget. Salaries, wages, and overtime are the largest elements of the compensation and benefits.

	Compensation and Benefits		%
Elements	Budget		of Net
General Government Salaries, Wages & Overtime	\$ 50,846,282		32.9%
Public Safety Salaries, Wages, & Overtime	59,996,580		38.9%
FICA Contributions	8,568,799		5.5%
General Government Retirement	4,517,821		2.9%
Public Safety Retirement	11,505,942		7.5%
Group Health Care Contribution	15,885,925		10.3%
Group Life Insurance	500,418		0.3%
Other Benefits & Administrative Fees*	2,614,041		1.7%
<b>Total</b>	<b>\$154,435,808</b>		<b>100.0%</b>

*\*Includes: Unused Sick Leave, Unused Annual Leave, Major Disability Income, Death Benefit Escrow, Unemployment Compensation, certain Allowances, Relocation Expenses and Other Employee Benefits.*

*\$0 is included in Other Benefits to set aside funding for Post-retirement healthcare and other post-employment benefits (OPEB) per GASB Statement No. 45, Accounting and Financial reporting by Employers for Postemployment Benefits Other Than Pensions.*

## PERSONNEL

	FY16 Adopted			FY17 Adopted		
	General Fund					
	Full-time	Part-time	Seasonal/ Temporary	Full-time	Part-time	Seasonal/ Temporary
Council	10			10		
Clerk of Council	3	1		3	1	
Mayor	4			4		
Internal Auditor	2			2		
City Attorney	4			4		
<b>Total Executive/Legal</b>	<b>23</b>	<b>1</b>		<b>23</b>	<b>1</b>	
City Manager Administration	6			7		
Mail Room	1		1	1		1
Public Information & Relations (CCG-TV)	1		1	1		1
Citizens Service Center	10			9		
<b>Total City Manager</b>	<b>18</b>		<b>2</b>	<b>18</b>		<b>2</b>
Finance Administration	3			3		
Accounting	8			8		
Revenue	12	1		12	1	
Financial Planning	4			4		
Purchasing	7			7		
Cash Management	2			2		
<b>Total Finance</b>	<b>36</b>	<b>1</b>		<b>36</b>	<b>1</b>	
Information Technology	24			24		
GIS	0			4		
<b>Total Information Technology</b>	<b>24</b>			<b>28</b>		
<b>Human Resources</b>	<b>13</b>	<b>1</b>		<b>13</b>	<b>1</b>	
Inspections	26			26		
Print Shop	4			4		
<b>Total Codes and Inspections</b>	<b>30</b>			<b>30</b>		
<b>Planning</b>	<b>6</b>			<b>6</b>		
<b>Community Reinvestment</b>	<b>1</b>			<b>1</b>		
Traffic Engineering	23			22		
Geographic Information Systems	4			0		
Radio Communication	4			0		
<b>Total Engineering</b>	<b>31</b>			<b>22</b>		
Public Works Administration	4			4		

## PERSONNEL

	FY16 Adopted			FY17 Adopted		
	General Fund					
	Full-time	Part-time	Seasonal/ Temporary	Full-time	Part-time	Seasonal/ Temporary
Fleet Management	39			39		
Special Enforcement	25	1		25	1	
Cemeteries	5			5		
Facility Maintenance	30			30		
<b>Total Public Works</b>	<b>103</b>	<b>1</b>		<b>103</b>	<b>1</b>	
Parks & Recreation Admin	5	3		5	3	
Parks Services	72	8		72	8	
Recreation Administration	10	3	Varies	10	4	Varies
Athletic	1	2		1	1	
Community Schools Operations	4		Varies	4		Varies
Cooper Creek Tennis Center	3	4		4	7	
Lake Oliver Marina	1	3		1	3	
Aquatics	1		Varies	1		Varies
Columbus Aquatic Center	0			4	7	Varies
Therapeutics	1	1		1	1	
Cultural Arts Center	1	6		1	6	
Senior Citizen's Center	5	4		5	4	
<b>Total Parks &amp; Recreation</b>	<b>104</b>	<b>34</b>	<b>Varies</b>	<b>109</b>	<b>44</b>	<b>Varies</b>
Tax Assessor	25			25		
Elections & Registration	7	5	1/Varies	7	5	1/Varies
<b>Total Boards &amp; Elections</b>	<b>32</b>	<b>5</b>	<b>1/Varies</b>	<b>32</b>	<b>5</b>	<b>1/Varies</b>
Chief of Police	10			10		
Intelligence/Vice	25			25		
Support Services	42			42		
Field Operations	217			217		
Office of Professional Standards	7			7		
METRO Drug Task Force	3			3		
Administrative Services	21			21		
Investigative Services	99			99		
<b>Total Police</b>	<b>424</b>			<b>424</b>		
Chief of Fire & EMS	5			5		
Operations	332			332		
Special Operations	11			11		
Administrative Services	11			11		
Emergency Management	2			2		
Logistics/Support	3			3		
<b>Total Fire &amp; EMS</b>	<b>364</b>			<b>364</b>		
<b>Muscogee County Prison</b>	<b>111</b>			<b>111</b>		

## PERSONNEL

	FY16 Adopted			FY17 Adopted		
	General Fund					
	Full-time	Part-time	Seasonal/ Temporary	Full-time	Part-time	Seasonal/ Temporary
Superior Court Judges	17	4	2	17	4	2
District Attorney	31			31		
Adult Probation	2	1		2	1	
Juvenile Court & Circuit Wide Juvenile Court	14			14		
Juvenile Court Clerk	0			0		
Jury Manager	2	1		2	1	
Victim Witness – DA	3			3		
Superior Court Clerk	35	2	Varies	35	2	Varies
Board of Equalization	1			1		
State Court Judges	6			6		
State Court Solicitor	14			14		
Public Defender	9	1		9	1	
Municipal Court Judge	5	1		5	1	
Clerk of Municipal Court	14			14		
Municipal Court Marshal	15		Varies	15		Varies
Judge of Probate	6			6		
Sheriff	327	2	86	327	2	86
Tax Commissioner	28	2		28	2	
Coroner	4		1	4		1
Recorder's Court	15	2		15	2	
<b>Total General Fund</b>	<b>1,868</b>	<b>59</b>	<b>Varies</b>	<b>1,868</b>	<b>69</b>	<b>Varies</b>
	<b>OLOST Fund</b>					
Crime Prevention	1			1		
Police	110			110		
E911 Communications	9			9		
Fire & EMS	20			20		
Muscogee County Prison	3			5		
District Attorney	2			2		
State Solicitor	3			3		
Municipal Court Clerk	2			2		
Marshal	5			5		
Probate Court	1			1		
Sheriff	26			26		
Recorder's Court	2			2		
Engineering – Infrastructure	0			0		
<b>Total LOST Fund<sup>1</sup></b>	<b>184</b>			<b>186</b>		

<sup>1</sup> Public Defender has 2 contractual Public Defenders paid out of OLOST Public Safety operating.

## PERSONNEL

	FY16 Adopted			FY17 Adopted		
	Full-time	Part-time	Seasonal/ Temporary	Full-time	Part-time	Seasonal/ Temporary
<b>Stormwater Fund</b>						
Drainage	6			6		
Stormwater	4			4		
Stormwater Maintenance	55			55		
<b>Total Stormwater Fund</b>	<b>65</b>			<b>65</b>		
<b>Paving Fund</b>						
Highway & Roads	14			15		
Street Repairs & Maintenance	70			70		
Urban Forestry & Beautification	84		2	84		2
ROW Community Services	3	13		3	13	
<b>Total Paving Fund</b>	<b>171</b>	<b>13</b>	<b>2</b>	<b>172</b>	<b>13</b>	<b>2</b>
<b>Integrated Waste Fund</b>						
Solid Waste Collection	71			71		
Recycling	13			13		
Granite Bluff Inert Landfill	3			3		
Pine Grove Sanitary Landfill	13			13		
Recycling Center	10			10		
Park Services Refuse Collection	1			1		
<b>Total Integrated Waste Fund</b>	<b>111</b>			<b>111</b>		
<b>Emergency Telephone Fund</b>						
E911 Communications	53	1		53	1	
<b>Total Emergency Telephone Fund</b>	<b>53</b>	<b>1</b>		<b>53</b>	<b>1</b>	
<b>CDBG Fund</b>						
Community Reinvestment	3			4	1	
<b>Total CDBG Fund</b>	<b>3</b>			<b>4</b>	<b>1</b>	
<b>HOME Program Fund</b>						
HOME-Community Reinvestment	1			1		
<b>Total HOME Program Fund</b>	<b>1</b>			<b>1</b>		
<b>Civic Center Fund</b>						
Civic Center Operations	22	6		22	0	
Ice Rink Operations	1	2		1	0	
<b>Total Civic Center Fund</b>	<b>23</b>	<b>8</b>		<b>23</b>	<b>0</b>	
<b>Transportation Fund</b>						
Administration	1			1		
Operations	44			44		
Maintenance	13			13		
Dial-A-Ride	5			5		
FTA	11			11		
TSPLOST Administration	0			1		
TSPLOST Operations	0			17		
TSPLOST Maintenance	0			1		
TSPLOST Dial-A-Ride	0			4		
<b>Total Transportation Fund</b>	<b>74</b>			<b>97</b>		



## PERSONNEL

	FY16 Adopted			FY17 Adopted		
	Full-time	Part-time	Seasonal/ Temporary	Full-time	Part-time	Seasonal/ Temporary
<b>Parking Management Fund</b>						
Parking Garage/Enforcement	4			4		
<b>Total Parking Management Fund</b>	<b>4</b>			<b>4</b>		
<b>WIOA/JTPA Fund</b>						
Job Training	13		Varies	13		Varies
<b>Total WIOA/JTPA Fund</b>	<b>13</b>		<b>Varies</b>	<b>13</b>		<b>Varies</b>
<b>Columbus Ironworks &amp; Trade Center Fund</b>						
Trade Center Operations	23	5		25	5	
<b>Total Columbus Ironworks &amp; Trade Center Fund</b>	<b>23</b>	<b>5</b>		<b>25</b>	<b>5</b>	
<b>Bull Creek Golf Course Fund</b>						
Bull Creek Golf Course	10	10	Varies	10	10	Varies
<b>Bull Creek Golf Course Fund</b>	<b>10</b>	<b>10</b>	<b>Varies</b>	<b>10</b>	<b>10</b>	<b>Varies</b>
<b>Oxbow Creek Golf Course Fund</b>						
Oxbow Creek Golf Course	5	4	Varies	5	4	Varies
<b>Oxbow Creek Golf Course Fund</b>	<b>5</b>	<b>4</b>	<b>Varies</b>	<b>5</b>	<b>4</b>	<b>Varies</b>
<b>Risk Management Fund</b>						
Risk Management & Workers Compensation	2	6		2	6	
<b>Risk Management Fund</b>	<b>2</b>	<b>6</b>		<b>2</b>	<b>6</b>	
<b>Other Funds</b>						
<b>Total Other Funds<sup>2</sup></b>	<b>14</b>	<b>Varies</b>	<b>Varies</b>	<b>14</b>	<b>Varies</b>	<b>Varies</b>
<b>Total CCG Personnel</b>	<b>2,624</b>	<b>106</b>	<b>Varies</b>	<b>2,653</b>	<b>107</b>	<b>Varies</b>

<sup>2</sup> Only employees who are eligible for pension benefits under the City's pension plan are included in the full-time Other Funds total.

## PERSONNEL

<u>Agency/Organization</u>	<u>Position</u>	<u>Effective Date</u>
<b><u>NEW POSITIONS</u></b>		
<b>General Fund 0101</b>		
Parks and Recreation	(1) Full Time Tennis Specialist II (G10) For Cooper Creek	7/2/2016
Parks and Recreation	(1) Full Time Aquatic Center Manager (G23) For Columbus Aquatic Center	7/2/2016
Parks and Recreation	(1) Full Time Aquatic Center Facility Supervisor (G16) for Columbus Aquatic Center	7/2/2016
Parks and Recreation	(1) Full Time Aquatic Center Program Supervisor (G16) for Columbus Aquatic Center	7/2/2016
Parks and Recreation	(1) Full Time Maintenance Worker I (G7) For Columbus Aquatic Center	7/2/2016
Parks and Recreation	(3) Part Time Maintenance Worker I (G7) For Cooper Creek	7/2/2016
Parks and Recreation	(5) Part Time Administrative Clerks I (G9) For Columbus Aquatic Center	7/2/2016
Parks and Recreation	(2) Part Time Maintenance Worker I (G7) For Columbus Aquatic Center	7/2/2016
<b>OLOST Fund 0102</b>		
Muscogee County Prison	(2) Correctional Detail Officer (PS12)	7/2/2016
<b>CDBG Fund 0210</b>		
Community Reinvestment	(1) Community Reinvestment Planner (G17)	7/2/2016
Community Reinvestment	(1) Finance Manager (G17)	7/2/2016
Community Reinvestment	(1) Project Manager (G19)	7/2/2016
<b>Transportation Fund 0751</b>		
METRA <sup>3</sup>	(1) Principal Transit Planner (G20)	10/13/2015
METRA <sup>3</sup>	(1) Transportation Supervisor (G16)	10/13/2015
METRA <sup>3</sup>	(16) Bus Operator (G12)	10/13/2015
METRA <sup>3</sup>	(1) Fleet Maintenance Tech II (G12)	10/13/2015
METRA <sup>3</sup>	(4) Bus Operator Dial-A-Ride (G10)	10/13/2015
<b>Trade Center Fund 0753</b>		
Operations	(1) Administrative Secretary (G10)	7/2/2016
Operations	(1) Event Attendant Crew Leader (G12)	7/2/2016

<sup>3</sup> Positions approved per Ord. 283-15

## PERSONNEL

### TRANSFERS - Additions

#### **General Fund 0101**

Information Technology	(1) GIS Coordinator (G21)	7/2/2016
Information Technology	(1) GIS Analyst (G17)	7/2/2016
Information Technology	(2) GIS Technician (G14)	7/2/2016

#### **Paving Fund 0203**

Engineering	(1) Project Engineer (G22)	7/2/2016
-------------	----------------------------	----------

### TRANSFERS - Deletions

#### **General Fund 0101**

Engineering GIS	(1) GIS Coordinator (G21)	7/2/2016
Engineering GIS	(1) GIS Analyst (G17)	7/2/2016
Engineering GIS	(2) GIS Technician (G14)	7/2/2016
Engineering Traffic	(1) Project Engineer (G22)	7/2/2016

### DELETIONS

#### **General Fund 0101**

Community Reinvestment	(1) Community Reinvest. Tech. III (G13)	7/2/2016
Engineering Radio	(1) Radio Comm. Supervisor (G17)	10/1/2016
Engineering Radio	(1) Senior Radio Technician (G14)	7/2/2016
Engineering Radio	(1) Radio Technician II (G13)	7/2/2016
Engineering Radio	(1) Radio Technician I (G12)	7/2/2016

#### **Civic Center Fund 0757**

Operations	(5) Part Time Arena Tech (G9)	7/2/2016
Ice Rink	(2) Part Time Arena Tech (G9)	7/2/2016

### RECLASSIFICATION

#### **General Fund 0101**

Information Technology <sup>4</sup>	(1) Host Operator Supervisor (G19C) to (1) Network Engineer (G21A)	11/17/2015
Information Technology <sup>4</sup>	(1) PC Specialist (G14G) to (1) Network Engineer (G21A)	11/17/2015
Information Technology <sup>4</sup>	(1) LAN Manager (G22D) to (1) Network Operations Manager (G22E)	11/17/2015

---

<sup>4</sup> Reclassification approved per Ord. 15-58

## PERSONNEL

Information Technology <sup>4</sup>	(1) Application Support Project Lead (20L) to (1) Systems and Enterprise Applications Coordinator (G21I)	11/17/2015
Information Technology <sup>4</sup>	(1) Application Support Project Lead (20E) to (1) Programming and Development Coordinator (G21B)	11/17/2015
Information Technology	(1) Web Developer (G17) to (1) Application Developer (G19)	7/2/2016
Juvenile Court	(1) Custody Investigator (G13A) to (1) Case Manager (G16A)	7/2/2016
State Court Solicitor	(1) Deputy Clerk II (G12) to (1) Senior Deputy Clerk (G14)	7/2/2016
<b>Paving Fund 0203</b>		
Public Works	(1) Public Works Supervisor (G14A) to Beautification Supervisor (G15A)	7/2/2016
Public Works	(1) Chemical App. Supervisor (G13C) to Beautification Supervisor (G15A)	7/2/2016
<b>CDBG Fund 0210</b>		
Community Reinvestment	(1) Community Reinvest. Division Mgr. (G24C) to Community Reinvest. Director (G24G)	7/2/2016
Community Reinvestment	(1) Full Time Community Reinvest. Tech. I (G10) to (1) Part Time Administrative Clerk I (G10)	7/2/2016
Community Reinvestment	(1) Community Reinvestment Tech. II (G12) to (1) Community Reinvestment Coordinator (G14)	7/2/2016
<b>HOME Fund 0213</b>		
Community Reinvestment	(1) Community Reinvestment Tech. II (G12) to (1) Community Reinvestment Coordinator (G14)	7/2/2016
<b>Transportation Fund 0751</b>		
METRA	(1) Transit Manager (G20H) to Transit Manager (G22C)	7/2/2016

SECTION D:

**EXPENDITURES  
BY FUND AND  
DIVISION**

# GENERAL FUND

**The General Fund is the major operating fund of the government and accounts for all financial resources and expenditures that are not accounted for in specific purpose funds. The expenditures incurred are for current day-to-day expenses, operating equipment and special appropriations.**



**Mission Statement:**

The Council and Clerk of Council’s Office are responsible for facilitating the activities of the Columbus Council by providing administrative and public policy assistance, managing official records and documents and assisting various boards, authorities, and commissions.

**Expenditures By Division**

		<b>FY14 Actual</b>	<b>FY15 Actual</b>	<b>FY16 Actual*</b>	<b>FY17 Adopted</b>
100:					
1000	Council	\$ 301,360	\$ 320,628	\$ 310,579	\$ 313,170
2000	Clerk of Council	228,429	205,918	215,624	214,153
<b>DEPARTMENT TOTAL</b>		<b>\$ 529,789</b>	<b>\$ 526,546</b>	<b>\$ 526,203</b>	<b>\$ 527,323</b>
<b>% CHANGE</b>			<b>-0.61%</b>	<b>-0.07%</b>	<b>0.21%</b>

\* Unaudited

**Expenditures By Category**

		<b>FY14 Actual</b>	<b>FY15 Actual</b>	<b>FY16 Actual*</b>	<b>FY17 Adopted</b>
Personal Services	\$	468,709	\$ 463,958	\$ 461,492	\$ 459,946
Operations		61,080	62,588	64,711	67,377
<b>OPERATING BUDGET</b>		<b>\$ 529,789</b>	<b>\$ 526,546</b>	<b>\$ 526,203</b>	<b>\$ 527,323</b>
Capital Budget		-	-	-	-
<b>DEPARTMENT TOTAL</b>		<b>\$ 529,789</b>	<b>\$ 526,546</b>	<b>\$ 526,203</b>	<b>\$ 527,323</b>
<b>% CHANGE</b>			<b>-0.61%</b>	<b>-0.07%</b>	<b>0.21%</b>

\* Unaudited



## COUNCIL / 100

### Personnel Summary: Authorized Positions

		FY15 Actual	FY16 Actual	FY17 Adopted
<b>100-1000 Council*</b>	<b>FT/PT</b>	<b>10/0</b>	<b>10/0</b>	<b>10/0</b>
Mayor Pro Tem		1	1	1
Councilors		9	9	9
<b>100-2000 Clerk of Council</b>	<b>FT/PT</b>	<b>3/1</b>	<b>3/1</b>	<b>3/1</b>
Clerk of Council		1	1	1
Deputy Clerk of Council		1	1	1
Administrative Secretary		1	1	1
Administrative Secretary (PT)		1	1	1
<b>Total Full Time/Part Time Positions</b>		<b>13/1</b>	<b>13/1</b>	<b>13/1</b>

\* all Councilor positions are shown as Full Time positions regardless of hours actually worked

### Council

#### Program Description:

The City Council is the legislative body of the Columbus Consolidated Government. It consists of ten members, whom eight are elected from districts and two are elected citywide for four-staggered terms. The Clerk of Council appoints members to citizen boards and commissions and confirms the City Manager. The City Council also decides the type and level of service provided by the consolidated government, review and adopt resolutions, ordinances, the operating budget and approve purchases over \$25,000 or multi-year contracts of any dollar amount.

### Clerk of Council

#### Program Description:

The Clerk of Council (COC) is the administrative arm of the City Council. The Clerk prepares and maintains the minutes of Columbus Council meetings. A comprehensive index file of ordinances and resolutions adopted by the City Council is processed and maintained by the Clerk. Additionally, the Clerk is responsible for maintaining and updating the official copy of the Columbus Code and is a supplemental service to departments and paid subscribers.

#### Goals, Objectives and Performance Data

<b>Goal:</b>	To provide the best and most-prompt service for our customers in the least amount of time, while providing accurate information in a timely manner. To assist the Mayor and Council with board appointment nominees.		
<b>Objective:</b>	To produce a thorough and accurate documentation from the proceedings of the Council Meeting, which will provide beneficial information to the citizens.		
<b>Performance Indicators:</b>	<b>FY15 Actual</b>	<b>FY16 Actual</b>	<b>FY17 Projected</b>
Percentage of requests responded to within one day or less.	88%	89%	89%

**COUNCIL / 100**

<b>Goal:</b>	Provide additional information on the City's webpage regarding City Boards, Authorities, and Commissions		
<b>Objective:</b>	To enhance the level of participation from citizens to volunteer their time and knowledge to serve as volunteers on City Boards, Authorities, and Commissions while promoting community involvement for the betterment of the City.		
<b>Performance Indicators:</b>	<b>FY15 Actual</b>	<b>FY16 Actual</b>	<b>FY17 Projected</b>
Percentage of board, authority, or commission meeting attendance	95%	95%	96%



**Mission Statement:**

To provide quality services, and to serve the citizens of our community with respect for their needs. Demonstrate responsible citizenship by supporting the development of the communities we serve.

**Expenditures By Division**

		<b>FY14 Actual</b>	<b>FY15 Actual</b>	<b>FY16 Actual*</b>	<b>FY17 Adopted</b>
110:					
1000	Mayor	\$ 347,363	\$ 344,304	\$ 330,099	\$ 288,395
2600	Internal Auditor	173,513	203,357	145,096	177,214
<b>DEPARTMENT TOTAL</b>		<b>\$ 520,876</b>	<b>\$ 547,661</b>	<b>\$ 475,195</b>	<b>\$ 465,609</b>
<b>% CHANGE</b>			<b>5.14%</b>	<b>-13.23%</b>	<b>-2.02%</b>

\* Unaudited

**Expenditures By Category**

		<b>FY14 Actual</b>	<b>FY15 Actual</b>	<b>FY16 Actual*</b>	<b>FY17 Adopted</b>
Personal Services	\$	446,591	\$ 471,567	\$ 402,705	\$ 433,126
Operations		74,284	76,094	72,490	32,483
<b>OPERATING BUDGET</b>	<b>\$</b>	<b>520,875</b>	<b>\$ 547,661</b>	<b>\$ 475,195</b>	<b>\$ 465,609</b>
Capital Budget		-	-	-	-
<b>DEPARTMENT TOTAL</b>	<b>\$</b>	<b>520,875</b>	<b>\$ 547,661</b>	<b>\$ 475,195</b>	<b>\$ 465,609</b>
<b>% CHANGE</b>			<b>5.14%</b>	<b>-13.23%</b>	<b>-2.02%</b>

\* Unaudited

## MAYOR / 110

### Personnel Summary: Authorized Positions

		FY15 Actual	FY16 Actual	FY17 Adopted
<b>110-1000 Mayor</b>	<b>FT/PT</b>	<b>4/0</b>	<b>4/0</b>	<b>4/0</b>
Mayor		1	1	1
Coordinator of Policy and Research		0	0	1
Public Information Officer/Calendar Coord.		0	0	1
Executive Assistant		2	2	1
Administrative Secretary		1	1	0
<b>110-2600 Internal Auditor</b>	<b>FT/PT</b>	<b>2/0</b>	<b>2/0</b>	<b>2/0</b>
Internal Auditor/Compliance Officer		1	1	1
Forensic Auditor		1	1	1
<b>Total Full Time/Part Time Positions</b>		<b>6/0</b>	<b>6/0</b>	<b>6/0</b>

## Mayor

### Program Description:

The Mayor is the Chief Executive of the Consolidated Columbus, Georgia City Government. The Mayor directs the executive branch of government, which consists of the office of the mayor, the office of the city manager, the directors of departments, and departments, boards, commissions and authorities ordained by Council or established by law. The Mayor is the official spokesperson for the consolidated government, presides at all meetings of the City Council, and is the Director of Public Safety. The Mayor shall be aided by a city manager, who, in the performance of his or her duties, shall be responsible to the Mayor. The specific powers and duties of the office of Mayor are more specifically set forth in the Charter, including Sec. 4-201.

### Goals, Objectives and Performance Data

<b>Goal:</b>	To respond in a timely manner to citizen concerns that are brought to the attention of the Mayor's Office.		
<b>Objective:</b>	To respond to citizen concerns within three to five business days.		
<b>Performance Indicators:</b>	<b>FY15 Actual</b>	<b>FY16 Actual</b>	<b>FY17 Projected</b>
Percentage of concerns responded to within three business days.	100%	100%	100%

# MAYOR / 110

## Internal Auditor

### **Mission Statement:**

To uphold the highest standards of accountability for the Mayor, the City of Columbus and its employees, through auditing and sound accounting procedures.

### **Program Description:**

Internal Audit provides independent and objective appraisals of departmental procedures and administrative and operational support via special projects for the Mayor, City Council, and departments as requested. Additionally, Internal Audit monitors the Whistleblower Hotline.

Internal Audit reports directly to the Mayor and City Council. Internal Audit provides unbiased reviews, using competency and integrity to certify findings and provide recommendations to identified deficiencies. If the recommendations are enacted, Internal Audit uses quality control measures to monitor the implementation of the new or revised procedures.

### **Goals, Objectives and Performance Data**

<b>Goal:</b>	To maintain professional certification through the completion of required Continuing Professional Education, each calendar year.		
<b>Objective:</b>	Complete at least 40 hours of required and approved training each year.		
<b>Performance Indicators:</b>	<b>FY15 Actual</b>	<b>FY16 Actual</b>	<b>FY17 Projected</b>
Number of hours completed	103.0	93.0	80.0

### **Goals, Objectives and Performance Data**

<b>Goal:</b>	To safeguard the City's assets by evaluating the internal control system and compliance thereof, audit departments and activities on a scheduled and unannounced basis; deter theft and malfeasance by providing an audit presence in City government.		
<b>Objective:</b>	Complete at least 6 departmental audits or special projects per year		
<b>Performance Indicators:</b>	<b>FY15 Actual</b>	<b>FY16 Actual</b>	<b>FY17 Projected</b>
Number of audits completed versus scheduled	7/4	6/4	4



**Mission Statement:**

The City Attorney has the responsibility of responding to requests for advice and in answering lawsuits in such a manner, as to eliminate or minimize legal damages that flow from such difficulties, and to advise the government and its officers how to steer clear of legal problems before decisions are made which might create such problems.

**Program Description:**

The City Attorney is responsible for preparing ordinances and resolutions for Council Action, legislative bills, reviewing contracts, advising and consulting on administrative matters. The department also participates in general legislative programs through activities of city and county organizations. Staff represents the Mayor and departments in local, state and federal courts.

**Expenditures By Division**

		<b>FY14 Actual</b>	<b>FY15 Actual</b>	<b>FY16 Actual*</b>	<b>FY17 Adopted</b>
120:					
1000	City Attorney	\$ 1,352,747	\$ 391,418	\$ 381,460	\$ 382,994
2100	Litigation	\$ -	\$ 1,853,314	\$ 2,725,223	\$ 325,000
<b>DEPARTMENT TOTAL</b>		<b>\$ 1,352,747</b>	<b>\$ 2,244,732</b>	<b>\$ 3,106,683</b>	<b>\$ 707,994</b>
<b>% CHANGE</b>			<b>65.94%</b>	<b>38.40%</b>	<b>-77.21%</b>

\* Unaudited

**Expenditures By Category**

		<b>FY14 Actual</b>	<b>FY15 Actual</b>	<b>FY16 Actual*</b>	<b>FY17 Adopted</b>
Personal Services		\$ 377,950	\$ 371,499	\$ 360,883	\$ 352,894
Operations		974,797	1,873,233	2,745,799	355,100
<b>OPERATING BUDGET</b>		<b>\$ 1,352,747</b>	<b>\$ 2,244,732</b>	<b>\$ 3,106,683</b>	<b>\$ 707,994</b>
Capital Budget		-	-	-	-
<b>DEPARTMENT TOTAL</b>		<b>\$ 1,352,747</b>	<b>\$ 2,244,732</b>	<b>\$ 3,106,683</b>	<b>\$ 707,994</b>
<b>% CHANGE</b>			<b>65.94%</b>	<b>38.40%</b>	<b>-77.21%</b>

\* Unaudited

Budget Note: In FY2015, a separate unit for Litigation expenditures was established. Expenditures associated with litigation were included in the City Attorney's operating expenditure budget in prior years.

## CITY ATTORNEY / 120

### Personnel Summary: Authorized Positions

		<b>FY15</b>	<b>FY16</b>	<b>FY17</b>
		<b>Actual</b>	<b>Actual</b>	<b>Adopted</b>
<b>120-1000 City Attorney</b>	<b>FT/PT</b>	<b>4/0</b>	<b>4/0</b>	<b>4/0</b>
City Attorney		1	1	1
Assistant City Attorney		1	1	1
Legal Assistant		1	1	1
Paralegal		1	1	1
<b>Total Full Time/Part Time Positions</b>		<b>4/0</b>	<b>4/0</b>	<b>4/0</b>

### Goals, Objectives and Performance Data

<b>Goal:</b>	The goal of the City Attorney's Office is to fulfill the functions of the office as established in the Columbus Charter in an efficient and effective manner.		
<b>Objective:</b>	To respond to and prepare all responses to legislative issues, litigation demands, opinion requests and administrative matters in a timely and efficient manner.		
<b>Performance Indicators:</b>	<b>FY15</b>	<b>FY16</b>	<b>FY17</b>
	<b>Actual</b>	<b>Actual</b>	<b>Projected</b>
Claims and lawsuits received	100	125	125
Ordinances & resolutions prepared	250	260	260
Contracts approved as to form	175	225	225
Opinion requests & referrals	325	350	350
Review or Responses to open records requests	150	200	200





**Mission Statement:**

The City Manager’s office is responsible for carrying out the Mayor/Council’s policy decisions for providing vision and leadership to the organization and for overseeing the day-to-day operations of the Columbus Consolidated Government (CCG). Also, the City Manager’s office acts as the custodian to all real and personal property of the government.

**Expenditures By Division**

			<b>FY14 Actual</b>		<b>FY15 Actual</b>		<b>FY16 Actual*</b>		<b>FY17 Adopted</b>
130:									
1000	Administration	\$	726,633	\$	718,849	\$	745,797	\$	727,098
2500	Mail Room		58,545		68,130		66,135		70,183
2600	Public Information & Relations		92,218		86,329		95,559		87,044
2700	Criminal Justice Coordination		138,933		106,654		-		-
2800	Risk Management		-		-		-		-
2850	Citizen's Service Center		418,409		379,310		369,617		404,565
3710	Recorder's Court		-		-		-		-
<b>DEPARTMENT TOTAL</b>		<b>\$</b>	<b>1,434,739</b>	<b>\$</b>	<b>1,359,272</b>	<b>\$</b>	<b>1,277,109</b>	<b>\$</b>	<b>1,288,890</b>
<b>% CHANGE</b>					<b>-5.26%</b>		<b>-6.04%</b>		<b>0.92%</b>

\* Unaudited

**Expenditures By Category**

			<b>FY14 Actual</b>		<b>FY15 Actual</b>		<b>FY16 Actual*</b>		<b>FY17 Adopted</b>
Personal Services	\$	1,370,198	\$	1,301,907	\$	1,172,081	\$	1,213,072	
Operations		64,541		57,365		80,236		75,818	
<b>OPERATING BUDGET</b>	<b>\$</b>	<b>1,434,739</b>	<b>\$</b>	<b>1,359,272</b>	<b>\$</b>	<b>1,252,317</b>	<b>\$</b>	<b>1,288,890</b>	
Capital Budget		-		-		24,792		-	
<b>DEPARTMENT TOTAL</b>	<b>\$</b>	<b>1,434,739</b>	<b>\$</b>	<b>1,359,272</b>	<b>\$</b>	<b>1,277,109</b>	<b>\$</b>	<b>1,288,890</b>	
<b>% CHANGE</b>					<b>-5.26%</b>		<b>-6.04%</b>		<b>0.92%</b>

\* Unaudited

**CITY MANAGER / 130**

**Personnel Summary: Authorized Positions**

		<b>FY15 Actual</b>	<b>FY16 Actual</b>	<b>FY17 Adopted</b>
<b>130-1000 Administration</b>	<b>FT/PT</b>	<b>6/0</b>	<b>6/0</b>	<b>7/0</b>
City Manager		1	1	1
Deputy City Manager-Planning		1	1	1
Deputy City Manager-Operations		1	1	1
Assistant to the City Manager		1	1	1
Executive Assistant		1	1	1
Administrative Assistant		1	1	2
<b>130-2500 Mail Room</b>	<b>FT/Temp</b>	<b>1/1</b>	<b>1/1</b>	<b>1/1</b>
Mailroom Supervisor		1	1	1
Mailroom Intern (Temporary)		1	1	1
<b>130-2600 Public Info</b>	<b>FT/Temp</b>	<b>1/1</b>	<b>1/1</b>	<b>1/1</b>
TV Station Manager		1	1	1
Communications Technician		0	0	0
TV Station Intern (Temporary)		1	1	1
<b>130-2850 City Services Ctr</b>	<b>FT/PT</b>	<b>9/0</b>	<b>10/0</b>	<b>9/0</b>
Citizen's Service Coordinator		1	1	1
Citizen's Service Technician		6	7	7
Records Specialist		1	1	1
Administrative Assistant		1	1	0
<b>Total Full Time/Part Time or Temporary Positions</b>		<b>17/2</b>	<b>18/2</b>	<b>18/2</b>

**Budget Note:**

In FY16, (1) position was transferred from Non-Categorical to City Services Ctr: Citizen Service Technician- G10 (\$50,773 salary and benefits).

**Administration**

**Program Description:**

The City Manager is responsible for the direction, supervision, and review of departmental operations. Preparation of the annual operating and capital improvement budget, submission of reports to the Mayor and Council on finance and administrative activities of the Government, fall under the City Managers duties. The City Manager advises and makes recommendations to the Mayor and Council on the present and future financial status of the Government. The City Manager confers with, coordinates, and assists local, state, and federally elected and appointed officials, and acts a general liaison between the Mayor, Council and all other entities.

**Goals, Objectives and Performance Data**

<b>Goal:</b>	To clearly and completely articulate recommendations on policy and operations of the CCG to the Mayor and Council, and to effectively and economically implement CCG policy.
<b>Objective:</b>	Respond to a minimum of 90% of citizen concerns within 7 days.
<b>Objective:</b>	Ensure that 95% of Council Agenda reports are complete, accurate, and on time.
<b>Objective:</b>	Ensure a response to Council on referrals by next Council Meeting.

**CITY MANAGER / 130**

<b>Performance Indicators:</b>	<b>FY15 Actual</b>	<b>FY16 Actual</b>	<b>FY17 Projected</b>
Average number of days to respond to citizen's concerns.	3 days	3 days	3 days
Percentage of Council agenda reports submitted accurate and on time.	99%	99%	100%
Average number of days to respond to Council referrals and correspondence.	7 days	7 days	5 days

**Goals, Objectives and Performance Data**

<b>Goal:</b>	To work closely with local & state delegation, legislative liasions, the private sector, and other Governmental agencies.		
<b>Objective:</b>	Continue to have regular meetings with the School Board, Chamber of Commerce, and local delegation to work on legislative agenda issues.		
<b>Performance Indicators:</b>	<b>FY15 Actual</b>	<b>FY16 Actual</b>	<b>FY17 Projected</b>
Number of days turn-around time for House/Senate bills to legislative liasion for action.	2 days	2 days	2 days

**Mail Room**

**Program Description:**

The Mail Room is responsible for the processing and distribution of all incoming/outgoing mail and informational materials for the CCG.

**Goals, Objectives and Performance Data**

<b>Goal:</b>	To ensure that departments within the City receive accurate and timely pickup and delivery of outgoing and incoming mail.		
<b>Objective:</b>	Implement needed procedures to make the delivery of mail more efficient and accurate.		
<b>Objective:</b>	Provide superior customer service to individuals utilizing the mail system.		
<b>Performance Indicators:</b>	<b>FY15 Actual</b>	<b>FY16 Actual</b>	<b>FY17 Projected</b>
Percentage for each day the mail is placed in mail boxes by 11:00 am.	97%	98%	100%
Completion of a customer service class for all mailroom personnel	100%	100%	100%

## CITY MANAGER / 130

### Public Information & Relations

**Program Description:**

The Public Information and Relations Office (PIRO) is the designated distributor of information regarding the CCG. Organized as a division of the City Manager's Office, the PIRO is in the position to directly service and correspond with departments, agencies, and authorities of the CCG. The office provides continuity in news releases, broadcast messages, brochures, newsletters, and other printed materials on behalf of the CCG. Conversely, the office responds to citizen inquiries, complaints, and comments by directing the citizen to the appropriate departments.

The Columbus Consolidated Government has joined other jurisdictions in airing public hearings, local legislative sessions, and other public programs on a government access channel (CCGTV).

**Goals, Objectives and Performance Data**

<b>Goal:</b>	To continue to improve our on air presence with short and long term goals, which ensure greater use of CCGTV and increase our viewers.		
<b>Objective:</b>	Improve the efficiency of CCGTV.		
<b>Performance Indicators:</b>	<b>FY15 Actual</b>	<b>FY16 Actual</b>	<b>FY17 Projected</b>
Number of meetings broadcast live and replayed on the channel weekly.	152	110	175

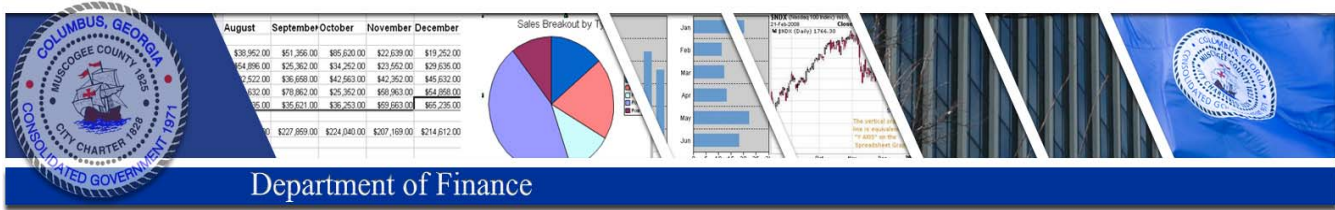
### Citizen's Service Center

**Program Description:**

The Citizens Service Center is responsible for receiving calls from citizens requesting assistance on all non-emergency services within the Columbus Consolidated Government. This division provide the residents of Columbus, Georgia with current and accurate information pertaining to the CCG and coordinate the resolution of these concerns or requests for services by generating service requests and distributing them to the appropriate departments.

**Goals, Objectives and Performance Data**

<b>Goal:</b>	To serve citizens in a friendly, professional, and helpful manner and offer complete and accurate information to internal and external customers by telephone, email or in person.		
<b>Objective:</b>	To reduce citizens' complaints concerning non-responsiveness and excessive transfer of calls.		
<b>Performance Indicators:</b>	<b>FY15 Actual</b>	<b>FY16 Actual</b>	<b>FY17 Projected</b>
Number of calls received	171,067	165,337	176,067
Number of service requests	30,740	40,228	50,000
Number of walk-ins	278,471	282,678	300,000
Number of notary requests	3,230	1,600	1,800
Number of reservations	615	814	900
Number of pool car requests	54	42	50
Number of on-line requests	1,519	2,390	3,000



Department of Finance

**Mission Statement:**

To maintain the CCG's overall financial stability through sound financial planning and management practices. We are committed to the highest standards of accountability, accuracy, timeliness, professionalism and innovation in providing financial services to our internal and external customers.

**Expenditures By Division**

		<b>FY14 Actual</b>	<b>FY15 Actual</b>	<b>FY16 Actual*</b>	<b>FY17 Adopted</b>
200:					
1000	Finance Director	\$ 311,069	\$ 292,654	\$ 308,114	\$ 311,234
2100	Accounting	480,735	483,909	479,720	478,459
2200	Revenue	699,316	670,301	664,886	656,788
2900	Financial Planning	241,907	190,989	208,444	215,589
2950	Purchasing	422,062	408,623	371,883	383,707
2980	Cash Management	218,847	215,685	213,264	215,820
<b>DEPARTMENT TOTAL</b>		<b>\$ 2,373,936</b>	<b>\$ 2,262,161</b>	<b>\$ 2,246,311</b>	<b>\$ 2,261,597</b>
<b>% CHANGE</b>			<b>-4.71%</b>	<b>-0.70%</b>	<b>0.68%</b>

\* Unaudited

**Expenditures By Category**

	<b>FY14 Actual</b>	<b>FY15 Actual</b>	<b>FY16 Actual*</b>	<b>FY17 Adopted</b>
Personal Services	\$ 2,027,499	\$ 1,899,330	\$ 1,840,382	\$ 1,878,517
Operations	346,437	362,451	384,003	383,080
<b>OPERATING BUDGET</b>	<b>\$ 2,373,936</b>	<b>\$ 2,261,781</b>	<b>\$ 2,224,385</b>	<b>\$ 2,261,597</b>
Capital Budget	-	380	21,926	-
<b>DEPARTMENT TOTAL</b>	<b>\$ 2,373,936</b>	<b>\$ 2,262,161</b>	<b>\$ 2,246,311</b>	<b>\$ 2,261,597</b>
<b>% CHANGE</b>		<b>-4.71%</b>	<b>-0.70%</b>	<b>0.68%</b>

\* Unaudited

## FINANCE / 200

### Personnel Summary: Authorized Positions

		FY15 Actual	FY16 Actual	FY17 Adopted
<b>200-1000 Administration</b>	<b>FT/PT</b>	<b>3/0</b>	<b>3/0</b>	<b>3/0</b>
Finance Director		1	1	1
Administrative Assistant		1	1	1
Administrative Secretary***		1	1	1
<b>200-2100 Accounting</b>	<b>FT/PT</b>	<b>8/0</b>	<b>8/0</b>	<b>8/0</b>
Accounting Manager		1	1	1
Payroll Supervisor		1	1	1
Senior Accountant		1	1	1
Grant Compliance Accountant		1	1	1
Accounts Payable Technician		3	3	3
Payroll Coordinator		1	1	1
<b>200-2200 Revenue</b>	<b>FT/PT</b>	<b>12/1</b>	<b>12/1</b>	<b>12/1</b>
Revenue Manager		1	1	1
Tax Supervisor		1	1	1
Collections Supervisor		1	1	1
Revenue Auditor		2	2	2
Accounting Technician		1	1	1
Customer Service Representative (FT)		1	1	1
Senior Customer Service Representative		1	1	1
Collections Technician		3	3	3
Financial Analyst*		1	1	1
Customer Service Representative (PT)***		1	1	1
<b>200-2900 Financial Plan</b>	<b>FT/PT</b>	<b>4/0</b>	<b>4/0</b>	<b>4/0</b>
Assistant Finance Director		1	1	1
Budget and Management Analyst**		3	3	3
<b>200-2950 Purchasing</b>	<b>FT/PT</b>	<b>7/0</b>	<b>7/0</b>	<b>7/0</b>
Purchasing Manager		1	1	1
Buyer Specialist		2	2	2
Buyer		2	2	2
Purchasing Technician		1	1	1
Accounting Technician		1	1	1
<b>200-2980 Cash Mngmt</b>	<b>FT/PT</b>	<b>2/0</b>	<b>2/0</b>	<b>2/0</b>
Investment Officer		1	1	1
Accounting Technician		1	1	1
<b>Total Full Time/Part Time Positions</b>		<b>36/1</b>	<b>36/1</b>	<b>36/1</b>

\* Financial Analyst Position was unfunded in FY16 and FY17

\*\* One of the Budget and Management Analyst Positions was unfunded in FY15 to FY17

\*\*\* Admin Secretary and PT Cust Service Rep were unfunded in FY13 to FY17

## FINANCE / 200

### Administration

**Program Description:**

The Finance Director is responsible for supervising and coordinating the administration of major fiscal services, and providing accurate and current data concerning the expenditures of various operating programs and revenue collected by the CCG. The Finance Department includes the Accounting, Financial Planning, Purchasing, Revenue/Occupation Tax and Cash Management Divisions. The Cash Management Division was separated out from the Revenue Division in FY14.

### Accounting

**Program Description:**

Maintenance of the general ledger and all subsidiary ledgers; process and record all disbursements; verify and record all revenues; process and record capital assets and maintain capital assets inventory; process and record all payroll transactions to include remittance of all withholdings and preparation and disbursement of W2's and 1099R's; accounting for the City's various grants; preparation of basic financial statements and note disclosures, Management Discussion and Analysis and Statistical Section of the Comprehensive Annual Financial Report (CAFR) in compliance with standards established by the Governmental Accounting Standards Board (GASB), the Government Finance Officers Association (GFOA), and the legal requirements of the State of Georgia.

**Goals, Objectives and Performance Data**

<b>Goal:</b>	To provide accounting oversight and guidance to departments to ensure that generally accepted accounting principles, legal requirements, policies and procedures are consistently applied to maintain the integrity of the financial records and to fully meet reporting requirements.		
<b>Objective:</b>	To prepare monthly financial reports for 100% of the City's 47 funds within 10 days after month end.		
<b>Objective:</b>	To receive an unqualified audit opinion.		
<b>Objective:</b>	To be awarded the GFOA Certificate of Achievement for Excellence in Financial Reporting for the City's CAFR.		
<b>Performance Indicators:</b>	<b>FY15 Actual</b>	<b>FY16 Actual</b>	<b>FY17 Projected</b>
# of monthly financial reports published for 49 funds	13	13	13
Percent of financial statements completed on time within 10 days	98%	98%	98%
Receive an unqualified audit opinion	Yes	Yes	Yes
Receipt of the Certificate of Achievement	Yes	Yes	Yes
<b>Goal:</b>	To prepare annual financial reports and schedules which include the Comprehensive Annual Financial Report (CAFR), the Report of Local Government Finances for the Georgia Department of Community Affairs, entity financial statements and statistical tables in order to fairly present the Consolidated Government's financial position and operating results in conformity with GAAP, GASB, GFOA, local, state and federal guidelines. To complete 100% of the above mentioned reports on time and in compliance with established guidelines.		
<b>Objective:</b>	To prepare and publish CAFR by December 31st		
<b>Objective:</b>	To complete Report of Local Government Finances by November 20th		



**FINANCE / 200**

**Accounting (con't)**

<b>Performance Indicators:</b>	<b>FY15 Actual</b>	<b>FY16 Actual</b>	<b>FY17 Projected</b>
CAFR Prepared and published by December 31	100%	100%	100%
Report of Local Government Finances completed by November 20	100%	100%	100%
<b>Goal:</b>	To provide guidance and oversight in accounts payable practices in order to maintain proper accountability, accurate financial reporting, and timely payment to our external customers (vendors).		
<b>Objective:</b>	To develop a policies and procedures manual for vendor payment processing for use by new employees responsible for paying bills and employees of the Accounting Division for training.		
<b>Performance Indicators:</b>	<b>FY15 Actual</b>	<b>FY16 Actual</b>	<b>FY17 Projected</b>
Number of Checks Processed	13,682	14,149	14,573
<b>Goal:</b>	To coordinate an accurate and timely payroll for the City's workforce and retirees, and remittance of all third party deductions and withholdings within stated guidelines and standards.		
<b>Objective:</b>	To process the City's seven various payrolls – weekly, biweekly, monthly, court appearance, election, two separate payrolls for the Workforce Investment Program, and payments to third parties for deductions and withholdings.		
<b>Performance Indicators:</b>	<b>FY15 Actual</b>	<b>FY16 Actual</b>	<b>FY17 Projected</b>
Number of payrolls processed	156	156	156
Number tax deposits processed	64	64	64
Percentage processed within guidelines	100%	100%	100%
<b>Goal:</b>	To Process W2's and 1099Rs for the City's workforce and retirees within established federal guidelines		
<b>Objective:</b>	To balance and reconcile W2's and 1099Rs within 2 weeks after the close of the calendar year but not later than January 31st.		
<b>Performance Indicators:</b>	<b>FY15 Actual</b>	<b>FY16 Actual</b>	<b>FY17 Projected</b>
Number of W2s processed	4,067	3,938	4,056
Number of 1099Rs processed	1,672	1,732	1,783

**Revenue/Occupation Tax**

**Program Description:**

The Revenue Division performs two primary functions: Occupational Tax and Collections. Occupational Tax is responsible for issuing licenses pertaining to business, alcoholic beverage, and vehicle delivery as well as collection, audits, and enforcement of ordinances relative to various taxes such as gross receipts, alcohol excise taxes, insurance premium and franchise taxes. The collections function pertains to the collection and deposit of all monies received by Columbus Consolidated Government and billing and collection of numerous government services. Treasury functions include the verification, coding, receipting, and daily depositing of all revenues for the various funds. Other Revenue Division functions include bank relations and account reconciliation, distribution of payroll, issuance of solid waste permits, and the investment and cash management of surplus funds.

**FINANCE / 200**

**Revenue (con't)**

**Goals, Objectives and Performance Data**

<b>Goal:</b>	To improve the collections and cash flow through more effective processes.		
<b>Objective:</b>	To expand technology to include the use of the internet web site for information, application, and payment processing.		
	<b>FY15</b>	<b>FY16</b>	<b>FY17</b>
<b>Performance Indicators:</b>	<b>Actual</b>	<b>Actual</b>	<b>Projected</b>
Number of forms available on the web site	10	16	22

<b>Goal:</b>	To improve the rate of return on investments.		
<b>Objective:</b>	To continually evaluate money managers and investment third parties.		
	<b>FY15</b>	<b>FY16</b>	<b>FY17</b>
<b>Performance Indicators:</b>	<b>Actual</b>	<b>Actual</b>	<b>Projected</b>
Increased rates of return	2.7%	3.0%	3.0%

<b>Goal:</b>	To communicate effectively, externally and internally, to reduce misunderstandings, expedite processes, and reduce the margin of error.		
<b>Objective:</b>	To improve the quality of the licensing and tax billing functions and processes.		
	<b>FY15</b>	<b>FY16</b>	<b>FY17</b>
<b>Performance Indicators:</b>	<b>Actual</b>	<b>Actual</b>	<b>Projected</b>
Reduce the licensing delinquency report.	14%	13%	11%

**Financial Planning**

**Program Description:**

The primary function of this division is to coordinate the preparation of the Columbus Consolidated Government's annual operating and capital budgets. The budget season begins in January with preparation, distribution and instructions of the budgets forms and guidance from the City Manager. The staff assists with budget request reviews and final preparation of the recommended budget for submission to Council prior to May 1. During the Council review, the staff provides technical, analytical and research support. Following Council adoption by July 1, the staff integrates the Council adjustments and prepares the budget document for production and submission to Government Finance Officers Association (GFOA) for evaluation. In addition, throughout the year Financial Planning provides analysis, guidance, and support to all areas of CCG management to help departments remain within budget, improve fiscal efficiency, and manage expenditures relative to budget.

**Goals, Objectives and Performance Data**

<b>Goal:</b>	To obtain GFOA Distinguished Budget award with no areas cited for improvement.		
<b>Objective:</b>	A rating of proficient in policy, communications, operations and financial as cited by GFOA.		
	<b>FY15</b>	<b>FY16</b>	<b>FY17</b>
<b>Performance Indicators:</b>	<b>Actual</b>	<b>Actual</b>	<b>Projected</b>
Rating of 100% Proficiency	100%	100%	100%

**FINANCE / 200**

**Financial Planning (con't)**

<b>Goal:</b>	To develop and improve the quality of financial reports available to management and staff, including Annual Budget Book, internal reports, and special projects as requested		
<b>Objective:</b>	Development and analysis of financial reports.		
<b>Performance Indicators:</b>	<b>FY15 Actual</b>	<b>FY16 Actual</b>	<b>FY17 Projected</b>
Development of Recommended Budget	By March 1	By March 1	By April 1
Quarterly reports within 15 days of end of the quarter	85%	90%	95%
<b>Goal:</b>	To facilitate communications with departments to streamline the financial processes.		
<b>Objective:</b>	To improve communications and the delivery of services to the departments.		
<b>Performance Indicators:</b>	<b>FY15 Actual</b>	<b>FY16 Actual</b>	<b>FY17 Projected</b>
Bi-annual Departmental visits (all Departments)	98%	99%	95%
<b>Performance Indicators:</b>	<b>FY15 Actual</b>	<b>FY16 Actual</b>	<b>FY17 Projected</b>
Cross training analysts on major procedures and directives	94%	96%	95%
Percentage of inquiries responded to within 48 hours	99%	99%	99%

**Purchasing**

**Program Description:**

The Purchasing Division is responsible for securing all supplies, tools, equipment, and services for the Columbus Consolidated Government operations consistent with the procurement ordinance. In addition, the division is responsible for the protection, preservation, proper storage and disposal of surplus materials and equipment. The division acts as a liaison between the vendor and the City's various departments.

<b>Goals, Objectives and Performance Data</b>			
<b>Goal:</b>	To enhance end-user efficiency when using the new release of the finance system.		
<b>Objective:</b>	To provide more Finance System (Procurement) Training opportunities for end-users.		
<b>Performance Indicators:</b>	<b>FY15 Actual</b>	<b>FY16 Actual</b>	<b>FY17 Projected</b>
# of Advantage/Purchasing Classes	16	20	30
<b>Goal:</b>	To complete a standard operating procedures (SOP) manual in order to enhance division efficiency and provide a codified resource for old and new staff members.		
<b>Objective:</b>	Reduce the number of times an employee must search for reference information.		

**FINANCE / 200**  
**Purchasing (con't)**

<b>Performance Indicators:</b>	<b>FY15 Actual</b>	<b>FY16 Actual</b>	<b>FY17 Projected</b>
Number of SOPs completed or updated	6	6	6
<b>Goal:</b>	To encourage use of the Purchasing Card in all departments in order to reduce unnecessary lag time obtaining purchases under \$1,000 and reduce travel reservation lags.		
<b>Objective:</b>	Reduce the number of purchase orders and checks generated for small purchases and for travel purposes.		
<b>Performance Indicators:</b>	<b>FY15 Actual</b>	<b>FY16 Actual</b>	<b>FY17 Projected</b>
Number of cardholders	320	335	345

**Cash Management**

**Program Description:**

The Cash Management Division is responsible for all operating and investment cash accounts owned by the city as well as certain cash receiving transactions.

**Goals, Objectives and Performance Data**

<b>Goal:</b>	To ensure there is sufficient cash to meet city needs on a daily basis.		
<b>Objective:</b>	Cash is sufficient to meet payroll and accounts payable needs.		
<b>Performance Indicators:</b>	<b>FY15 Actual</b>	<b>FY16 Actual</b>	<b>FY17 Projected</b>
Cash Sufficiency	100%	100%	100%
<b>Goal:</b>	Optimize city investment earnings by appropriate management and investment of cash on hand and in operating, investment and pension fund accounts.		
<b>Objective:</b>	Yield on investments exceeds appropriate benchmarks		
<b>Performance Indicators:</b>	<b>FY15 Actual</b>	<b>FY16 Actual</b>	<b>FY17 Projected</b>
Yield exceeds benchmarks	Yes	Yes	Yes
<b>Goal:</b>	Release ACH/wire transfer payments on a timely basis		
<b>Objective:</b>	Ensure ACH/wire transfer payment processing is efficient		
<b>Performance Indicators:</b>	<b>FY15 Actual</b>	<b>FY16 Actual</b>	<b>FY17 Projected</b>
Percentage released on time	100%	100%	100%



**Mission Statement:**

To provide efficient, innovative, and cost effective Information Technology Services necessary to support and enhance the daily business operations of the Consolidated government so as to better serve the citizens of Columbus, Georgia.

**Expenditures By Division**

		<b>FY14 Actual</b>	<b>FY15 Actual</b>	<b>FY16 Actual*</b>	<b>FY17 Adopted</b>
210:					
1000	Administration	\$ 3,804,936	\$ 4,708,245	\$ 3,859,733	\$ 5,043,942
2000	Geographic Information Systems	-	-	-	252,990
<b>DEPARTMENT TOTAL</b>		<b>\$ 3,804,936</b>	<b>\$ 4,708,245</b>	<b>\$ 3,859,733</b>	<b>\$ 5,296,932</b>
<b>% CHANGE</b>			<b>23.74%</b>	<b>-18.02%</b>	<b>37.24%</b>

\* Unaudited

**Expenditures By Category**

		<b>FY14 Actual</b>	<b>FY15 Actual</b>	<b>FY16 Actual*</b>	<b>FY17 Adopted</b>
Personal Services		\$ 1,612,995	\$ 1,521,079	\$ 1,488,302	\$ 1,767,661
Operations		2,071,880	3,182,549	2,249,402	3,529,271
<b>OPERATING BUDGET</b>		<b>\$ 3,684,874</b>	<b>\$ 4,703,628</b>	<b>\$ 3,737,704</b>	<b>\$ 5,296,932</b>
Capital Budget		120,062	4,617	122,029	-
<b>DEPARTMENT TOTAL</b>		<b>\$ 3,804,936</b>	<b>\$ 4,708,245</b>	<b>\$ 3,859,733</b>	<b>\$ 5,296,932</b>
<b>% CHANGE</b>			<b>23.74%</b>	<b>-18.02%</b>	<b>37.24%</b>

\* Unaudited

## INFORMATION TECHNOLOGY / 210

### Personnel Summary: Authorized Positions

		FY15 Actual	FY16 Actual	FY17 Adopted
<b>210-1000 Administration</b>	<b>FT/PT</b>	<b>23/0</b>	<b>24/0</b>	<b>24/0</b>
IT Director		1	1	1
Technical Operations Manager		1	1	1
Application Development & Support Manager		1	1	1
LAN Manager*		1	1	0
Network Operations Manager*		0	0	1
Application Support Analyst		3	3	3
Application Support Project Leader**		2	2	0
Systems and Enterprise Applications Coord**		0	0	1
Programming and Development Coordinator**		0	0	1
Application Developer***		2	2	3
Network Engineer****		0	1	3
Web Developer***		1	1	0
Web Development Manager		1	1	1
Personal Computer Technician		2	2	2
Personal Computer Specialist****		1	1	0
PC Services Supervisor		1	1	1
Host Operations Supervisor****		1	0	0
Telecommunications Supervisor****		0	1	0
Lead Host Computer Operator		1	1	1
Host Computer Operator		2	2	2
Data Control Technician		2	2	2
<b>210-2000 Geo Info System (GIS)</b>	<b>FT/PT</b>	<b>0/0</b>	<b>0/0</b>	<b>4/0</b>
GIS Coordinator*****		0	0	1
GIS/Graphics Supervisor*****		0	0	1
GIS Technician*****		0	0	2
<b>Total Full Time/Part Time Positions</b>		<b>23/0</b>	<b>24/0</b>	<b>28/0</b>

\*One (1) LAN Manager (G22D) reclassified to one (1) Network Operations Manager (G22E)

\*\* One (1) Application Support Project Lead (G20L) reclassified to one (1) Systems and Enterprise Applications Coordinator (G21I), and one (1) Application Support Project Lead (G20E) reclassified to one (1) Programming and Development Coordinator (G21B)

\*\*\*One (1) Application Developer Position unfunded for FY15, FY16, and FY17, and one (1) Web Developer (G17) reclassified to one (1) Application Developer (G19)

\*\*\*\*One New Network Engineer (G19) Position approved in FY16, and the following Network Engineer reclasses:

In FY16, one (1) Host Operations Supervisor Title Only reclassified to Telecommunications Supervisor

One (1) Host Operator Supervisor (G19C) reclassified to one (1) Network Engineer (G21A)

One (1) PC Specialist (G14G) reclassified to one (1) Network Engineer (G21A)

\*\*\*\*\* Transferred from Engineering in the General Fund 0101

# INFORMATION TECHNOLOGY / 210

## Administration

**Program Description:**

The Department of Information Technology provides a full range of management information and processing services for the Consolidated Government. This includes long range planning and implementations of new information systems that best meet the requirement of user departments. The Data Processing Division is organized in two sections: Systems/Programming and Operations. Systems/Programming provides system analysis, application programming, and operating system maintenance. Operations include: control services, personal computer support and maintenance of local area networks.

**Goals, Objectives and Performance Data**

<b>Goal:</b>	To Migrate all remote sites to city owned fiber or establish on network connectivity through third party vendors.
<b>Objective:</b>	Provide cost effective, stable, robust, WAN connectivity between the DATA Center and other CCG departments and agencies throughout the city.

	FY15 Actual	FY16 Actual	FY17 Projected
Performance Indicators:			
Percent of remote sites directly on network	8%	32%	45%

<b>Goal:</b>	Migrate 1,100 users off of a virtual desktop environment.
<b>Objective:</b>	To reduce the number of work orders and resolution time for problems, and increase user production.

	FY15 Actual	FY16 Actual	FY17 Projected
Performance Indicators:			
Number of users with virtual desktops	800	856	600

## Geographic Information Systems

**Program Description:**

Provide data and maps to all city departments as well as citizens, developers and other interested parties.

**Goals, Objectives and Performance Data**

<b>Goal:</b>	Provide easy access to GIS data for citizens.
<b>Objective:</b>	To reduce counter traffic by making data & maps available to citizens and city

	FY15 Actual	FY16 Actual	FY17 Projected
Performance Indicators:			
Training classes provided for departments and the public.	8	15	18



**INFORMATION TECHNOLOGY / 210**

**Geographic Information Systems (con't)**

<b>Goal:</b>	Increase accuracy of address database		
<b>Objective:</b>	Capture all sub-addresses for inclusion in Master Address Database		
<b>Performance Indicators:</b>	<b>FY15 Actual</b>	<b>FY16 Actual</b>	<b>FY17 Projected</b>
% of sub-addresses in Master Address database	50%	80%	100%



Human Resources

**Mission Statement:**

Serving all citizens of our community in a legally, morally, and ethically appropriate manner. The Human Resources Department strives to improve employment opportunities, advancement opportunities, employee relations and employee performance through better communications, cultivation of a diverse workforce and through the development and implementation of proactive policies, procedures, programs and training.

**Expenditures By Division**

		<b>FY14 Actual</b>	<b>FY15 Actual</b>	<b>FY16 Actual*</b>	<b>FY17 Adopted</b>
220:					
1000	Administration	\$ 862,739	\$ 843,858	\$ 803,677	\$ 821,782
2100	Employee Benefits	938,999	1,217,642	1,082,047	1,213,648
<b>DEPARTMENT TOTAL</b>		<b>\$ 1,801,738</b>	<b>\$ 2,061,500</b>	<b>\$ 1,885,724</b>	<b>\$ 2,035,430</b>
<b>% CHANGE</b>			<b>14.42%</b>	<b>-8.53%</b>	<b>7.94%</b>

\* Unaudited

**Expenditures By Category**

		<b>FY14 Actual</b>	<b>FY15 Actual</b>	<b>FY16 Actual*</b>	<b>FY17 Adopted</b>
Personal Services	\$ 1,666,124	\$ 1,912,170	\$ 1,734,188	\$ 1,892,460	
Operations	135,614	149,330	151,537	142,970	
<b>OPERATING BUDGET</b>	<b>\$ 1,801,738</b>	<b>\$ 2,061,500</b>	<b>\$ 1,885,724</b>	<b>\$ 2,035,430</b>	
Capital Budget	-	-	-	-	
<b>DEPARTMENT TOTAL</b>	<b>\$ 1,801,738</b>	<b>\$ 2,061,500</b>	<b>\$ 1,885,724</b>	<b>\$ 2,035,430</b>	
<b>% CHANGE</b>			<b>14.42%</b>	<b>-8.53%</b>	<b>7.94%</b>

\* Unaudited

## HUMAN RESOURCES / 220

### Personnel Summary: Authorized Positions

		FY15	FY16	FY17
		Actual	Actual	Adopted
<b>220-1000 Human Resources</b>	<b>FT/PT</b>	<b>13/1</b>	<b>13/1</b>	<b>13/1</b>
Human Resources Director		1	1	1
Assistant Human Resources Director		1	1	1
Human Resources Analyst		2	2	2
Human Resources Specialist		3	3	3
Human Resources Technician II		1	1	1
Human Resources Technician I		4	4	4
Technical Trainer/Developer		0	0	0
Training Coordinator		1	1	1
Administrative Secretary (PT)*		1	1	1
<b>Total Full Time/Part Time Positions</b>		<b>13/1</b>	<b>13/1</b>	<b>13/1</b>

\* Part time Administrative Secretary position unfunded for FY15, FY16, and FY17

### Administration

#### Program Description:

The Administration Division within the Department of Human Resources provides services to recruit, develop, and retain highly professional employees and quality customer service to the citizens of Columbus.

#### Goals, Objectives and Performance Data

<b>Goal:</b>	To process personnel actions in a timely manner.			
<b>Objective:</b>	To maintain personnel action processing time in 2 days or less.			
		FY15	FY16	FY17
<b>Performance Indicators:</b>		Actual	Actual	Projected
Average days required to process personnel actions		2.50	2.00	1.00

<b>Goal:</b>	To process and file personnel actions and documents accurately at a percentage of 2% or less.			
<b>Objective:</b>	To conduct statistically valid random sampling on a monthly basis, for data entry and filing accuracy, for performance measurements and improvements.			
		FY15	FY16	FY17
<b>Performance Indicators:</b>		Actual	Actual	Projected
Average monthly data entry error rate, expressed as a percentage of total personnel actions and documents entered.		2.0%	2.0%	1.0%

### Employee Benefits

#### Program Description:

The Employee Benefits Division within the Department of Human Resources manages employee benefits. Some examples of employee Benefits: the COBRA & FLEX programs, deferred income, unemployment insurance, savings programs, thrift programs, employees' assistance and other programs.



**Mission Statement:**

The mission of the Inspections and Codes Department is to ensure a safe and environmentally sound community to all of the residents and those who visit here by supporting all programs of the Columbus Consolidated Government that raise public awareness and to provide for the safety of life, health, and general welfare of the public through the enforcement of the International Building, Plumbing, Electrical, Gas, Mechanical, and Property Maintenance Codes, the Zoning Ordinance, the Flood Plain Ordinance, and the Georgia Safety Fire Regulations. All of these codes are nationally recognized construction codes.

**Expenditures By Division**

		<b>FY14 Actual</b>	<b>FY15 Actual</b>	<b>FY16 Actual*</b>	<b>FY17 Adopted</b>
240:					
2200	Inspections	\$ 1,811,227	\$ 1,346,182	\$ 1,323,089	\$ 1,469,050
2900	Print Shop	206,842	201,983	193,353	197,755
<b>DEPARTMENT TOTAL</b>		<b>\$ 2,018,069</b>	<b>\$ 1,548,165</b>	<b>\$ 1,516,442</b>	<b>\$ 1,666,805</b>
<b>% CHANGE</b>			<b>-23.28%</b>	<b>-2.05%</b>	<b>9.92%</b>

\* Unaudited

**Expenditures By Category**

		<b>FY14 Actual</b>	<b>FY15 Actual</b>	<b>FY16 Actual*</b>	<b>FY17 Adopted</b>
Personal Services	\$	1,649,467	\$ 1,433,400	\$ 1,379,677	\$ 1,502,175
Operations		295,126	114,765	109,105	164,630
<b>OPERATING BUDGET</b>		<b>\$ 1,944,593</b>	<b>\$ 1,548,165</b>	<b>\$ 1,488,782</b>	<b>\$ 1,666,805</b>
Capital Budget		73,476	-	27,660	-
<b>DEPARTMENT TOTAL</b>		<b>\$ 2,018,069</b>	<b>\$ 1,548,165</b>	<b>\$ 1,516,442</b>	<b>\$ 1,666,805</b>
<b>% CHANGE</b>			<b>-23.28%</b>	<b>-2.05%</b>	<b>9.92%</b>

\* Unaudited

## INSPECTIONS AND CODES / 240

### Personnel Summary: Authorized Positions

		FY15	FY16	FY17
		Actual	Actual	Adopted
<b>240-2200 Inspection &amp; Codes</b>	<b>FT/PT</b>	<b>26/0</b>	<b>26/0</b>	<b>26/0</b>
Building Inspection and Codes Director		1	1	1
Assistant Building Inspection & Codes Director		1	1	1
Plans Examiner		2	2	2
Inspection Services Coordinator		1	1	1
Sign and Codes Inspector		1	1	1
Mechanical Inspection Coordinator		1	1	1
Mechanical Inspector*		3	3	3
Building Inspection Coordinator		1	1	1
Building Inspector		3	3	3
Electrical Inspection Coordinator		1	1	1
Electrical Inspector		3	3	3
Property Maintenance Coordinator		1	1	1
Property Maintenance Inspector		2	2	2
Zoning Technician*		1	1	1
Administrative Assistant		1	1	1
Permit Technician		3	3	3
<b>240-2900 Print Shop</b>	<b>FT/PT</b>	<b>4/0</b>	<b>4/0</b>	<b>4/0</b>
Print Shop Supervisor		1	1	1
Duplicating Service Technician		1	1	1
Graphics Designer		1	1	1
Print Shop Technician		1	1	1
<b>Total Full Time/Part Time Positions</b>		<b>30/0</b>	<b>30/0</b>	<b>30/0</b>

\* One Mechanical Inspector position and One Electrical Inspector position were unfunded for FY16 and FY17

## Inspections & Codes

### Program Description:

The Department is responsible for the enforcement of the latest editions of the Georgia State International Codes Building, Plumbing, Electrical, Gas, Mechanical, and Property Maintenance Codes, adopted by the State of Georgia as the State Construction Codes. Furthermore, the Department enforces the Local Zoning Ordinance, the Flood Plan Ordinance, Soil Erosion and Sedimentation Control and the Georgia Safety Fire Regulations.

### Goals, Objectives and Performance Data

<b>Goal:</b>	To provide an effective inspection service to ensure the safety of life, health, and general welfare of the public through Code Enforcement.
<b>Objective:</b>	Continue the systematic program to remove all derelict structures and to rehabilitate substandard housing.
<b>Objective:</b>	Assist the Board of Zoning Appeals technically and process appeals under the Zoning Ordinance to BZA.
<b>Objective:</b>	Enforce the provisions of the Georgia Safety Fire Law as required by State Law.

**INSPECTIONS AND CODES / 240**

**Inspections & Codes (con't)**

<b>Performance Indicators:</b>	<b>FY15 Actual</b>	<b>FY16 Actual</b>	<b>FY17 Projected</b>
Inspections	20,934	20,657	22,722
Permits Issued	9,922	10,601	11,661
Plans Checked	333	502	552
Revenue Collections	\$1,586,000	\$1,475,505	\$1,623,056
Construction Valuations	\$259,475,565	\$407,618,286	\$448,380,115

<b>Performance Indicators:</b>	<b>FY15 Actual</b>	<b>FY16 Actual</b>	<b>FY17 Projected</b>
Board of Zoning Appeal Cases	58	46	51

<b>Performance Indicators:</b>	<b>FY15 Actual</b>	<b>FY16 Actual</b>	<b>FY17 Projected</b>
Code Enforcement Program – Field Inspection Notices	225	212	233
Complaints Investigated	574	462	508

**Print Shop**

**Program Description:**

Assist all City Departments with their printing needs, which includes designs, typesetting, color copies, color printing, folding, stapling, binding and the overall knowledge of any printing projects.

**Goals, Objectives and Performance Data**

<b>Goal:</b>	Maintain the quality of equipment, services, supplies and overall production provided by the Printing Division.
<b>Objective:</b>	Increase production efficiently and maintain quality printing services with minimal cost and delay to customers.

<b>Performance Indicators:</b>	<b>FY15 Actual</b>	<b>FY16 Actual</b>	<b>FY17 Projected</b>
Graphics/Software Trainings	1	1	1
Graphic Software Upgrade	1	1	1
PlateMaker/Film System	1	1	1

<b>Performance Indicators:</b>	<b>FY15 Actual</b>	<b>FY16 Actual</b>	<b>FY17 Projected</b>
Online Work order (%)	100%	100%	100%
Offset Printing Impressions	5,250,000	5,000,000	4,500,000
Quick Copies	1,000,000	750,000	500,000
Plate Filing System (%)	100%	100%	100%
Maintenance/Repairs	100%	100%	100%



Planning Department

**Mission Statement:**

The mission of the Planning Department is to provide continuous, comprehensive, and coordinated planning efforts, through a proactive public participation process, that will provide for local and regional growth and mobility, while fostering sustainable development sensitive to community and natural resources.

**Expenditures By Division**

	FY14 Actual	FY15 Actual	FY16 Actual*	FY17 Adopted
242:				
1000 Planning	\$ 293,509	\$ 256,814	\$ 265,265	\$ 262,875
<b>DEPARTMENT TOTAL</b>	<b>\$ 293,509</b>	<b>\$ 256,814</b>	<b>\$ 265,265</b>	<b>\$ 262,875</b>
<b>% CHANGE</b>		<b>-12.50%</b>	<b>3.29%</b>	<b>-0.90%</b>

\* Unaudited

**Expenditures By Category**

	FY14 Actual	FY15 Actual	FY16 Actual*	FY17 Adopted
Personal Services	\$ 266,692	\$ 238,037	\$ 246,576	\$ 237,622
Operations	26,817	18,777	18,689	25,253
<b>OPERATING BUDGET</b>	<b>\$ 293,509</b>	<b>\$ 256,814</b>	<b>\$ 265,265</b>	<b>\$ 262,875</b>
Capital Budget	-	-	-	-
<b>DEPARTMENT TOTAL</b>	<b>\$ 293,509</b>	<b>\$ 256,814</b>	<b>\$ 265,265</b>	<b>\$ 262,875</b>
<b>% CHANGE</b>		<b>-12.50%</b>	<b>3.29%</b>	<b>-0.90%</b>

\* Unaudited



## PLANNING / 242

### Personnel Summary: Authorized Positions

		FY15	FY16	FY17
		Actual	Actual	Adopted
<b>242-1000 Planning</b>	<b>FT/PT</b>	<b>6/0</b>	<b>6/0</b>	<b>6/0</b>
Planning Manager		1	1	1
Planner*		3	3	3
Principal Planner		1	1	1
Planning Technician*		1	1	1
<b>Total Full Time/Part Time Positions</b>		<b>6/0</b>	<b>6/0</b>	<b>6/0</b>

\* One Planner Position and One Planning Technician Position were unfunded for FY15 to FY17

## Planning

### Program Description:

To lead in creative and sustainable solutions for land use development through comprehensive surveys and studies of existing and future conditions, and through the preparation of plans for the sound management of physical, social and economic growth in the community.

### Goals, Objectives and Performance Data

<b>Goal:</b>	Implement and manage a long range planning process through comprehensive and special area plans to build a sound strategic framework for Columbus' growth and stability.		
<b>Objective:</b>	To execute and sustain the city's comprehensive plan for development in the community.		
<b>Performance Indicators:</b>	<b>FY15 Actual</b>	<b>FY16 Actual</b>	<b>FY17 Projected</b>
Unified Development Ordinance	1	1	1
Comprehensive Plan	1	1	1
Neighborhood Revitalization Plans	1	1	3
BRAC/Sequestration	1	1	1
Overlay Districts	1	1	1
Historic District Design Guidelines	0	1	1
Special Studies	6	10	11

<b>Goal:</b>	Ensure an accessible development review process that is fair, efficient, timely and supportive of adopted city goals.		
<b>Objective:</b>	To develop and maintain a master plan for development in the community.		
<b>Performance Indicators:</b>	<b>FY15 Actual</b>	<b>FY16 Actual</b>	<b>FY17 Projected</b>
Review Zoning Cases	36	44	50
Review Subdivision Plats	80	82	90
Review Special Exception Use Cases	5	8	10

<b>Goal:</b>	To promote and enhance historical properties and sites throughout the community.		
<b>Objective:</b>	To provide technical support and guidance on historic related matters.		
<b>Performance Indicators:</b>	<b>FY15 Actual</b>	<b>FY16 Actual</b>	<b>FY17 Projected</b>
Review Board Historic & Architectural Cases	82	104	110
Review Uptown Façade Board Cases	44	50	55



**Mission Statement:**

The mission of the Real Estate Division is to provide a comprehensive real estate management and services in a professional and cost effective manner for the benefit of the citizens of the City of Columbus. The Real Estate Division oversees the acquisition, disposition and management of the land holdings of the Columbus Consolidated Government.

**Expenditures By Division**

		<b>FY14 Actual</b>	<b>FY15 Actual</b>	<b>FY16 Actual*</b>	<b>FY17 Adopted</b>
245:					
2400	Real Estate	\$ 88,834	\$ 93,492	\$ 129,179	\$ 140,517
<b>DEPARTMENT TOTAL</b>		<b>\$ 88,834</b>	<b>\$ 93,492</b>	<b>\$ 129,179</b>	<b>\$ 140,517</b>
<b>% CHANGE</b>			<b>5.24%</b>	<b>38.17%</b>	<b>8.78%</b>

\* Unaudited

**Expenditures By Category**

		<b>FY14 Actual</b>	<b>FY15 Actual</b>	<b>FY16 Actual*</b>	<b>FY17 Adopted</b>
Personal Services	\$	19,583	\$ 16,951	\$ 46,789	\$ 49,299
Operations		69,251	76,541	82,391	91,218
<b>OPERATING BUDGET</b>	<b>\$</b>	<b>88,834</b>	<b>\$ 93,492</b>	<b>\$ 129,179</b>	<b>\$ 140,517</b>
Capital Budget		-	-	-	-
<b>DEPARTMENT TOTAL</b>	<b>\$</b>	<b>88,834</b>	<b>\$ 93,492</b>	<b>\$ 129,179</b>	<b>\$ 140,517</b>
<b>% CHANGE</b>			<b>5.24%</b>	<b>38.17%</b>	<b>8.78%</b>

\* Unaudited

## REAL ESTATE / 245

### Personnel Summary: Authorized Positions

		FY15 Actual	FY16 Actual	FY17 Adopted
<b>242-2400 Real Estate</b>	<b>FT/PT</b>	<b>1/0</b>	<b>1/0</b>	<b>1/0</b>
Community Reinvestment Technician II*		1	1	0
Program Manager**		0	0	1
<b>TOTAL</b>		<b>1/0</b>	<b>1/0</b>	<b>1/0</b>

\*Deleted in FY17

\*\*69% funded in General Fund 0101, 24% funded in CDBG Fund 0210 and 7% funded in HOME Fund 0213

## Real Estate

### Program Description:

Manage, market and dispose of property. Assist other government and non-governmental entities and citizens with real estate activities.

### Goals, Objectives and Performance Data

<b>Goal:</b>	To provide quality, professional real estate services pertaining to City and CDBG owned property and on property of potential interest to the City.		
<b>Objective:</b>	To manage, market, acquire and dispose of property for the City.		
	<b>FY15 Actual</b>	<b>FY16 Actual</b>	<b>FY17 Projected</b>
<b>Performance Indicators:</b>			
Acquisitions or dispositions for CDBG	0	1	5
Acquisitions or dispositions for the City	2	1	20



Department of Engineering

**Mission Statement:**

To provide an enhanced quality of life for all citizens who live and work in the region by: the delivery of an effective/safe transportation system to move people and goods throughout the community; provide management that is environmentally sensitive to our Natural Resources through the oversight of Storm Water and drainage structure, and to provide data, construction, and communication support to other City Departments by the effective and efficient delivery of Geographical Information, Construction Management, and Radio Communications.

**Expenditures By Division**

			<b>FY14 Actual</b>		<b>FY15 Actual</b>		<b>FY16 Actual*</b>		<b>FY17 Adopted</b>
250:									
2100	Traffic Engineering	\$	1,401,558	\$	1,277,719	\$	1,202,874	\$	1,237,322
2400	Geographic Information Systems		256,408		249,907		243,140		-
3110	Radio Communications		388,691		400,012		226,904		382,642
<b>DEPARTMENT TOTAL</b>		<b>\$</b>	<b>2,046,657</b>	<b>\$</b>	<b>1,927,638</b>	<b>\$</b>	<b>1,672,918</b>	<b>\$</b>	<b>1,619,964</b>
<b>% CHANGE</b>					<b>-5.82%</b>		<b>-13.21%</b>		<b>-3.17%</b>

\* Unaudited

**Expenditures By Category**

			<b>FY14 Actual</b>		<b>FY15 Actual</b>		<b>FY16 Actual*</b>		<b>FY17 Adopted</b>
Personal Services		\$	1,514,667	\$	1,371,263	\$	1,285,238	\$	941,403
Operations			527,209		556,375		377,386		678,561
<b>OPERATING BUDGET</b>		<b>\$</b>	<b>2,041,877</b>	<b>\$</b>	<b>1,927,638</b>	<b>\$</b>	<b>1,662,625</b>	<b>\$</b>	<b>1,619,964</b>
Capital Budget			4,780		-		10,293		-
<b>DEPARTMENT TOTAL</b>		<b>\$</b>	<b>2,046,657</b>	<b>\$</b>	<b>1,927,638</b>	<b>\$</b>	<b>1,672,918</b>	<b>\$</b>	<b>1,619,964</b>
<b>% CHANGE</b>					<b>-5.82%</b>		<b>-13.21%</b>		<b>-3.17%</b>

\* Unaudited

## ENGINEERING / 250

### Personnel Summary: Authorized Positions

	FY15 Actual	FY16 Actual	FY17 Adopted
<b>250-2100 Traffic Engineering FT/PT</b>	<b>23/0</b>	<b>23/0</b>	<b>22/0</b>
Administrative Secretary	1	1	1
Project Engineer*	2	1	0
Senior Traffic Engineer Technician	0	1	1
Senior Traffic Signal Technician**	1	1	1
Traffic Analyst	1	1	1
Traffic Control Technician**	5	5	5
Traffic Engineer	0	1	1
Traffic Engineer Manager	1	1	1
Traffic Engineer Technician	2	1	1
Traffic Operations Supervisor	1	1	1
Traffic Sign/Marking Supervisor**	1	1	1
Traffic Signal Construction Specialist**	3	3	3
Traffic Signal Supervisor	1	1	1
Traffic Signal Technician II	4	4	4
Traffic Control Center Operator - PT	0	0	0
<b>250-2400 Geo Info System (GIS) FT/PT</b>	<b>4/0</b>	<b>4/0</b>	<b>0/0</b>
GIS Coordinator***	1	1	0
GIS/Graphics Supervisor***	1	1	0
GIS Technician***	2	2	0
<b>250-3110 Radio Communications FT/PT</b>	<b>4/0</b>	<b>4/0</b>	<b>0/0</b>
Radio Communications Supervisor****	1	1	0
Senior Radio Technician****	1	1	0
Radio Technician I****	1	1	0
Radio Technician II****	1	1	0
<b>Total Full Time/Part Time Positions</b>	<b>31/1</b>	<b>31/0</b>	<b>22/0</b>

\* Transferred to Highways and Roads Division in the Paving Fund 0203

\*\* One Traffic Signal Construction Specialist, One Traffic Control Tech, One Sr Traffic Signal Tech, and One Traffic Signal Marking Supervisor Positions are unfunded

\*\*\* Transferred to Information Technology in the General Fund 0101

\*\*\*\* Position deleted due to contract services.

## ENGINEERING / 250

### Traffic Engineering

**Program Description:**

Install, operate and maintain (1) traffic signals, (2) traffic control signs, (3) pavement markings, (4) radio communication and (5) administer street lighting along public roadways.

**Goals, Objectives and Performance Data**

<b>Goal:</b>	Install, operate and maintain traffic signals to safely and efficiently move people and goods through street intersections.		
<b>Objective:</b>	Establish preventative maintenance schedule for each of the 265 traffic signals in order to reduce services calls during normal working hours and after hour emergencies.		
<b>Performance Indicators:</b>	<b>FY15 Actual</b>	<b>FY16 Actual</b>	<b>FY17 Projected</b>
Preventative maintenance of signalized intersections	265	270	275

<b>Goal:</b>	Install, replace, repair and relocate traffic signs as necessary to provide proper traffic and speed control on all streets and intersections, alert drivers of potential hazards, provide directional and street identification information to drivers, cyclists and pedestrians.		
<b>Objective:</b>	Inspect and replace damaged and deteriorated signs.		
<b>Performance Indicators:</b>	<b>FY15 Actual</b>	<b>FY16 Actual</b>	<b>FY17 Projected</b>
Upgrade traffic signs to meet new retro-reflective standards	11,163	11,500	12,000



Department of Public Works

**Mission Statement:**

The Department of Public Works strives to serve the community by providing street and road maintenance, storm drainage, environmental enforcement, urban forest maintenance, waste disposal and maintenance of city owned properties in a safe and efficient manner, which is sensitive to the environment. The department is committed to doing its part to enhance the high quality of life for the current and future generations.

**Expenditures By Division**

		FY14 Actual	FY15 Actual	FY16 Actual*	FY17 Adopted
260:					
1000	Administration	\$ 323,305	\$ 315,078	\$ 306,712	\$ 306,421
2300	Fleet Management	2,170,509	2,153,411	2,032,584	2,072,490
2400	Special Enforcement	1,623,629	1,391,122	1,375,690	1,395,162
2600	Cemeteries	326,225	291,696	289,512	253,205
2700	Facilities Maintenance	3,554,840	3,180,956	3,043,789	3,132,231
3710	Other Maintenance & Repairs	1,121,066	1,056,138	1,232,867	1,069,267
<b>DEPARTMENT TOTAL</b>		<b>\$ 9,119,574</b>	<b>\$ 8,388,401</b>	<b>\$ 8,281,154</b>	<b>\$ 8,228,776</b>
<b>% CHANGE</b>			<b>-8.02%</b>	<b>-1.28%</b>	<b>-0.63%</b>

\* Unaudited

**Expenditures By Category**

		FY14 Actual	FY15 Actual	FY16 Actual*	FY17 Adopted
Personal Services	\$	5,361,118	\$ 5,162,603	\$ 4,954,536	\$ 4,966,567
Operations		3,228,280	2,169,660	2,093,752	3,262,209
<b>OPERATING BUDGET</b>	<b>\$</b>	<b>8,589,398</b>	<b>\$ 7,332,263</b>	<b>\$ 7,048,287</b>	<b>\$ 8,228,776</b>
Capital Budget		530,176	1,056,138	1,232,867	-
<b>DEPARTMENT TOTAL</b>	<b>\$</b>	<b>9,119,574</b>	<b>\$ 8,388,401</b>	<b>\$ 8,281,154</b>	<b>\$ 8,228,776</b>
<b>% CHANGE</b>			<b>-8.02%</b>	<b>-1.28%</b>	<b>-0.63%</b>

\* Unaudited



## PUBLIC WORKS/260

### Personnel Summary: Authorized Positions

		FY15	FY16	FY17
		Actual	Actual	Adopted
<b>260-1000 Administration</b>	<b>FT/PT</b>	<b>4/0</b>	<b>4/0</b>	<b>4/0</b>
Public Works Director		1	1	1
Safety Coordinator		1	1	1
Public Works Coordinator		1	1	1
Administrative Supervisor		1	1	1
<b>260-2300 Fleet Management</b>	<b>FT/Inmate Labor</b>	<b>39/14</b>	<b>39/14</b>	<b>39/14</b>
Assistant Director/Fleet Maintenance Manager		1	1	1
Assistant Fleet Manager		1	1	1
Heavy Equipment Shop Supervisor		1	1	1
Fleet Maintenance Buyer		1	1	1
Contract Warranty Specialist		1	1	1
Body Shop Supervisor		1	1	1
Small Engine Shop Supervisor		1	1	1
Automotive & Tire Shop Supervisor		1	1	1
Fleet Maintenance Technician III		6	6	6
Fleet Maintenance Technician II*		19	19	19
Fleet Maintenance Technician I		5	5	5
Inventory Control Technician		1	1	1
Inmate Labor		14	14	14
<b>260-2400 Special Enforcement</b>	<b>FT/PT</b>	<b>25/1</b>	<b>25/1</b>	<b>25/1</b>
Special Enforcement Manager		1	1	1
Animal Resource Center Supervisor		1	1	1
Administrative Coordinator		1	1	1
Special Enforcement Supervisor		2	2	2
Special Enforcement Officer		6	6	6
Communications Officer		2	2	2
Animal Control Officer II		3	3	3
Animal Control Officer I**		6	6	8
Animal Control Technician		2	2	0
Maintenance Worker I		1	1	1
Animal Control Volunteer Coordinator - PT		1	1	1
<b>260-2600 Cemeteries</b>	<b>FT/PT</b>	<b>5/0</b>	<b>5/0</b>	<b>5/0</b>
Cemeteries Manager		1	1	1
Public Services Crew Leader		1	1	1
Correctional Officer - Cemeteries***		1	1	1
Equipment Officer III		1	1	1
Maintenance Worker I		1	1	1

\* One Fleet Maintenance Tech II Position is unfunded in FY14 to FY17

\*\* One Animal Control Officer I Position is unfunded in FY14 to FY17

\*\*\* One Correctional Officer Cemetery Detail Position is unfunded in FY14 to FY17

## PUBLIC WORKS / 260

### Personnel Summary: Authorized Positions

	FY15 Actual	FY16 Actual	FY17 Adopted
<b>260-2700 Facilities Maintenance ( FT/Inmates</b>	<b>27/37</b>	<b>30/37</b>	<b>30/37</b>
Facilities Maintenance Manager	1	1	1
Facilities Maintenance Supervisor - Carpentry	1	1	1
Facilities Maintenance Supervisor - Govt Ctr	1	1	1
Facilities Maintenance Supervisor - County Jail	1	1	1
Facilities Maintenance Supervisor - Electrical	1	1	1
Facilities Maintenance Supervisor - HVAC	1	1	1
Facilities Maintenance Supervisor - Plumbing	1	2	2
Electrician II	3	4	4
Electrician I	1	1	0
HVAC Technician II	2	2	3
HVAC Technician I	1	1	1
Plumber II	2	3	3
Plumber I	1	1	1
Carpenter I	1	1	1
Carpenter II	1	1	1
Custodial Services Supervisor	1	1	1
Custodial Operations Assistant	1	1	1
Correctional Supervisor	1	1	1
Correctional Officer - Facilities	2	2	2
Facilities Maintenance Worker I	1	1	1
Administrative Technician	1	1	1
Building Service Worker	1	1	1
Inmate Labor	37	37	37
<b>Total Full Time/Part Time/Inmates</b>	<b>100/1/51</b>	<b>103/1/51</b>	<b>103/1/51</b>

### Administration

#### Program Description:

The Administration Division oversees the responsibility of the Fleet Management, Special Enforcement, Cemetery and Facilities Maintenance Divisions. Additionally, the division has jurisdiction over sewer construction and repairs, street improvements, right-of-way, community service, landscape and forestry, waste management, maintaining city owned properties and other public services.

### Fleet Management

#### Program Description:

To maintain a high percentage of operational fleet vehicles and equipment. Ensure preventative maintenance schedules for Fleet vehicles and equipment are closely adhered to.

## PUBLIC WORKS/260

### Fleet Management (con't)

#### **Goals, Objectives and Performance Data**

<b>Goal:</b>	Establish parameters for accomplishing routine maintenance.		
<b>Objective:</b>	Perform all routine preventive maintenance on fleet vehicles and equipment within 200 miles, 20 hours, or 10 days of scheduled service.		
<b>Performance Indicators:</b>	<b>FY15 Actual</b>	<b>FY16 Actual</b>	<b>FY17 Projected</b>
Percentage of vehicles and equipment that meet scheduled maintenance criteria.	97%	97%	98%

### Special Enforcement

#### **Program Description:**

The Special Enforcement Division enforces all aspects of the Animal & Fowl Ordinance, this includes, but not limited to the efficient operation of the Animal Shelter as well as ensuring all biting animals are quarantined as required by the state. We ensure compliance with rabies vaccinations, the registering of all animals through our permitting system as well as, animal cruelty investigations, biting cases, cleanliness of pens, excessive barking and many other animal related issues. In addition, this division also is responsible for all Environmental Law Enforcement such as, but is not limited to the enforcement of the Solid Waste Ordinance, Business Licenses, Alcohol Licensing, Gross Receipt Taxes, Mobile Home Taxes, Scrap Tire Management, Illegal Dumping, Weed Violations, Junk vehicles, Fencing Violations and other environmental violations.

#### **Goals, Objectives and Performance Data**

<b>Goal:</b>	Increase adoptable animal placement by 10%.		
<b>Objective:</b>	Continue assisting PAWS Humane Inc., and other licensed animal agencies by selecting the most adoptable animals from the general population and placing them with these agencies for adoption.		
<b>Performance Indicators:</b>	<b>FY15 Actual</b>	<b>FY16 Actual</b>	<b>FY17 Projected</b>
Total number of animals placements, adoptions and returned to owners.	3,718	4,090	4,213

### Cemeteries

#### **Program Description:**

To provide burial/grounds maintenance service for the citizens of the tri-state area and funeral homes. This includes, but is not limited to, grounds maintenance/repairs, genealogy research, preparation of gravesites, and surrounding areas for funeral, as well as large scale social functions. Also, repair of roads, and abandoned lots, and other special projects as assigned by management.

## PUBLIC WORKS/260

### Cemeteries (con't)

#### Goals, Objectives and Performance Data

<b>Goal:</b>	Have all lots in Riverdale, Porterdale, East Porterdale and Linwood in the GIS Database		
<b>Objective:</b>	To improve the condition of the roads in all four City owned cemeteries. This will allow all visitors to have a hazard free passage.		
<b>Performance Indicators:</b>	<b>FY15 Actual</b>	<b>FY16 Actual</b>	<b>FY17 Projected</b>
List and track number of Riverdale lots put back in database	0	55	80

<b>Goal:</b>	Continue to raise markers in Riverdale Cemetery.		
<b>Objective:</b>	This will allow us to better assist with plot research for requesting parties such as family members and vault companies.		
<b>Performance Indicators:</b>	<b>FY15 Actual</b>	<b>FY16 Actual</b>	<b>FY17 Projected</b>
Lots Completed	3	4	5

### Facilities Maintenance

#### Program Description:

The Facilities Maintenance Division mission is to provide general maintenance and preventive maintenance to all city facilities including carpentry, painting, electrical, plumbing, HVAC, irrigation and small construction.

#### Goals, Objectives and Performance Data

<b>Goal:</b>	Perform maintenance and preventive maintenance on a timely schedule for each building.		
<b>Objective:</b>	Perform inspections of all facilities annually.		
<b>Performance Indicators:</b>	<b>FY15 Actual</b>	<b>FY16 Actual</b>	<b>FY17 Projected</b>
Total percentage of inspections annually.	70%	70%	70%

### Other Maintenance and Repairs

#### Program Description:

This division coordinates and accounts for all building maintenance and repairs to the various city facilities. The facilities are classified into three categories: Parks & Recreation, Public Safety, or General Government.



**Mission Statement:**

The Columbus Parks and Recreation Department strives to enhance the quality of life for all citizens of this community by providing passive and active recreational, educational and cultural programming services for all age groups. It is our objective to provide parks and recreation facilities that are safe, accessible and aesthetically pleasing to the entire community. This division will strive for continual improvement of its broad-based, recreational programs to ensure opportunities for all citizens in order to maintain its leadership among comparable sized cities in the United States.

**Expenditures By Division**

		<b>FY14 Actual</b>	<b>FY15 Actual</b>	<b>FY16 Actual*</b>	<b>FY17 Adopted</b>
270:					
1000	Administration	\$ 437,120	\$ 440,940	\$ 448,317	\$ 429,825
2100	Parks Services	4,998,518	4,639,880	4,371,558	4,465,391
2400	Recreation Services	1,275,241	1,296,887	1,312,198	1,342,521
3220	Golden Park	70,161	95,280	81,585	92,800
3230	Memorial Stadium	52,489	55,935	43,780	59,933
3410	Athletics	235,049	269,707	247,440	287,462
3505	Community Schools	1,585,940	1,580,589	1,444,977	1,497,848
4048	Cooper Creek Tennis Center	258,175	257,355	250,995	395,884
4049	Lake Oliver Marina	163,844	168,272	174,842	174,563
4413	Aquatics	1,417,602	1,411,290	1,392,750	738,625
4414	Columbus Aquatic Center	-	-	-	992,000
4433	Therapeutics	122,254	114,026	78,343	77,286
4434	Cultural Arts Center	159,997	163,857	165,674	164,956
4435	Senior Citizen's Ctr	328,252	355,650	333,511	326,722
<b>DEPARTMENT TOTAL</b>		<b>\$ 11,104,641</b>	<b>\$ 10,849,668</b>	<b>\$ 10,345,970</b>	<b>\$ 11,045,816</b>
<b>% CHANGE</b>			<b>-2.30%</b>	<b>-4.64%</b>	<b>6.76%</b>

\* Unaudited

**Expenditures By Category**

		<b>FY14 Actual</b>	<b>FY15 Actual</b>	<b>FY16 Actual*</b>	<b>FY17 Adopted</b>
Personal Services	\$	7,003,901	\$ 6,763,460	\$ 6,652,641	\$ 7,248,038
Operations		3,852,420	4,086,208	3,652,942	3,657,278
<b>OPERATING BUDGET</b>	<b>\$</b>	<b>10,856,321</b>	<b>\$ 10,849,668</b>	<b>\$ 10,305,583</b>	<b>\$ 10,905,316</b>
Capital Budget		248,320	-	40,387	140,500
<b>DEPARTMENT TOTAL</b>	<b>\$</b>	<b>11,104,641</b>	<b>\$ 10,849,668</b>	<b>\$ 10,345,970</b>	<b>\$ 11,045,816</b>
<b>% CHANGE</b>			<b>-2.30%</b>	<b>-4.64%</b>	<b>6.76%</b>

\* Unaudited

**PARKS AND RECREATION / 270**

**Personnel Summary: Authorized Positions**

		<b>FY15 Actual</b>	<b>FY16 Actual</b>	<b>FY17 Adopted</b>
<b>270-1000 Administration</b>	<b>FT/PT</b>	<b>5/3</b>	<b>5/3</b>	<b>5/3</b>
Director of Parks and Recreation		1	1	1
Assistant Director of Parks and Recreation		1	1	1
Administrative Operations Manager		1	1	1
Employment Coordinator		1	1	1
Accounting Technician		1	1	1
Admin Clerk I PT		3	3	3
<b>270-2100 Parks Services</b>	<b>FT/PT/Inmates</b>	<b>72/8/144</b>	<b>72/8/144</b>	<b>72/8/144</b>
Parks Services Division Manager		1	1	1
Correctional Officer - Parks		13	13	13
Administrative Secretary		1	1	1
Athletic Program Specialist		1	1	1
Chemical Applications Supervisor		1	1	1
Parks Crew Supervisor*		12	12	12
Parks Crew Leader		3	3	3
Parks Maintenance Worker I*		26	26	26
Parks Maintenance Worker II		1	1	1
Motor Equipment Operator III		2	2	2
Motor Equipment Operator II*		5	5	5
Motor Equipment Operator I		6	6	6
Administrative Clerk I-PT		0	0	0
Parks Maintenance Worker -PT*		5	5	5
Gatekeeper-PT		3	3	3
Inmate Labor		144	144	144
<b>270-2400 Recreation Admin</b>	<b>FT/PT/Temp</b>	<b>10/3/37</b>	<b>10/3/37</b>	<b>10/4/37</b>
Recreation Division Manager		1	1	1
Recreation Specialist III		6	6	6
Recreation Specialist II		3	3	2
Recreation Program Supervisor		0	0	1
Administrative Clerk I-PT**		2	2	3
Parks Maintenance Worker I-PT		1	1	1
Recreation Center Leader-Seasonal/Temporary		37	37	37

*\*Four (4) Park Maintenance Worker I Positions, One Park Maintenance Worker I (PT) Position, One Parks Crew Supervisor and One Motor Equipment Operator positions were unfunded for FY15, FY16, and FY17*

*\*\* One Administrative Clerk I (PT) Position was unfunded for FY15, FY16, and FY17. Two (2) Administrative Clerk I (PT) Positions funded on the General Fund 0101 in FY17.*

**PARKS AND RECREATION / 270**

**Personnel Summary: Authorized Positions**

		<b>FY15</b>	<b>FY16</b>	<b>FY17</b>
		<b>Actual</b>	<b>Actual</b>	<b>Adopted</b>
<b>270-3410 Athletics</b>	<b>FT/PT</b>	<b>1/2</b>	<b>1/2</b>	<b>1/1</b>
Athletic Program Supervisor		1	1	1
Athletic Official-PT		2	2	1
<b>270-3505 Comm Schools</b>	<b>FT/Temp</b>	<b>4/136</b>	<b>4/136</b>	<b>4/136</b>
Community Schools District Supervisor		2	2	2
Recreation Program Specialist III		1	1	1
Administrative Secretary		1	1	1
Site Supervisor-Seasonal/Temporary		34	34	34
Program Leader- Seasonal/Temporary		102	102	102
<b>270-4048 Cooper Crk Tennis Ctr</b>	<b>FT/PT</b>	<b>3/4</b>	<b>3/4</b>	<b>4/7</b>
Recreation Specialist III		1	1	1
Recreation Specialist II		1	1	1
Tennis Specialist I		1	1	1
Tennis Specialist II***		0	0	1
Parks Maintenance Worker I-PT***		4	4	7
<b>270-4049 Lake Oliver Marina</b>	<b>FT/PT</b>	<b>1/3</b>	<b>1/3</b>	<b>1/3</b>
Marina Technician II		1	1	1
Marina Technician I-PT		3	3	3
<b>270-4413 Aquatics</b>	<b>FT/Temp</b>	<b>1/34</b>	<b>1/34</b>	<b>1/34</b>
Recreation Program Supervisor		1	1	1
Aquatics Supervisor-Temporary		2	2	2
Swimming Pool Manager-Temporary		4	4	4
Assistant Swimming Pool Manager-Temporary		4	4	4
Head Guard/Lifeguard-Temporary		12	12	12
Concessionaire-Temporary		4	4	4
Laborer-Temporary		2	2	2
Concessionaire Manager-Temporary		4	4	4
Administrative Assistant-Temporary		2	2	2
<b>270-4414 Cols Aquatic Ctr</b>	<b>FT/PT</b>	<b>0/0</b>	<b>0/0</b>	<b>4/7</b>
Aquatics Center Manager****		0	0	1
Aquatics Center Facility Supervisor****		0	0	1
Aquatics Center Program Supervisor****		0	0	1
Maintenance Worker I****		0	0	1
Administrative Clerk I-PT****		0	0	5
Maintenance Worker I-PT****		0	0	2

\*\*\* One (1) Tennis Specialist II (G10) Position and three (3) Parks Maintenance Worker I (PT) Positions approved in FY17

\*\*\*\* One (1) Aquatics Center Manager (G23) Position, one (1) Aquatics Center Facility Supervisor (G16) Position, one (1) Aquatics Center Program Supervisor (G16) Position, one (1) Maintenance Worker I (G7) Position, five (5) Administrative Clerk I (PT) Positions, and two (2) Maintenance Worker I (PT) Positions approved in FY17

**PARKS AND RECREATION / 270**

**Personnel Summary: Authorized Positions**

<b>270-4433 Therapeutics</b>	<b>FT/PT</b>	<b>1/1</b>	<b>1/1</b>	<b>1/1</b>
Recreation Program Supervisor		1	1	1
Recreation Leader-PT		1	1	1
<b>270-4434 Cultural Arts Center</b>	<b>FT/PT</b>	<b>1/6</b>	<b>1/6</b>	<b>1/6</b>
Recreation Program Manager		1	1	1
Pottery Specialist-PT*****		6	6	6
<b>270-4435 Senior Citizens Center</b>	<b>FT/PT</b>	<b>5/4</b>	<b>5/4</b>	<b>5/4</b>
Recreation Specialist III		3	3	3
Custodian		2	2	2
Custodian-PT*****		1	1	1
Recreation Center Leader-PT		3	3	3
<b>Total Full Time/Part Time/Seasonal</b>		<b>104/34/316</b>	<b>104/34/316</b>	<b>109/44/316</b>

\*\*\*\*\* One Pottery Specialist (PT) Position was unfunded for FY15, FY16, and FY17

\*\*\*\*\* One Custodian (PT) Position was unfunded for FY15, FY16, and FY17

**Administration**

**Program Description:**

The Parks and Recreation Department’s Administrative division provides leadership and vision for the delivery of comprehensive recreational programming and facilities. These programs and facilities are offered through five divisions: Administration, Parks Services, Recreation Services, Community Schools and Athletics.

**Goals, Objectives and Performance Data**

<b>Goal:</b>	Ensure management is acquainted and familiar with all aspects of programs.		
<b>Objective:</b>	To provide efficient service through continued spot checks of services and facilities by upper management.		
<b>Performance Indicators:</b>	<b>FY15 Actual</b>	<b>FY16 Actual</b>	<b>FY17 Projected</b>
Number of events, facilities and programs	48	50	51

<b>Goal:</b>	To offer new and innovative programming, sporting events and amenities to serve all segments of the community and regionally to improve economic impact.		
<b>Objective:</b>	Develop new programs, sporting events, and services to meet the needs of the growing community and offer additional events and programming across the region.		
<b>Performance Indicators:</b>	<b>FY15 Actual</b>	<b>FY16 Actual</b>	<b>FY17 Projected</b>
Number of new programs, sporting events, and amenities	28	30	30



**PARKS AND RECREATION / 270**

**Park Services**

**Program Description:**

The Park Services division provides the management and maintenance of all city park, land and recreation facilities. This division is responsible for the general maintenance of all buildings, grounds, playground equipment and other amenities, which includes: 33 athletic fields; 32 little league fields; 66.5 multi-purpose courts; 65 playgrounds; 16 recreation centers; 22 softball fields; swimming pools; 47 tennis courts; 10 miles of fitness and walking trails, including the new 5-mile south Riverwalk which runs from Fieldcrest Mill to Fort Benning at Oxbow Meadows; and the new 10.5 mile Fall Line Trace Fitness Trail. This division also maintains Memorial Stadium and Golden Park.

**Goals, Objectives and Performance Data**

<b>Goal:</b>	Enhance park amenities and infrastructure for citizens by repairing and replacing 100% of damaged, hazardous or unsightly items within three to four working days, based on funding.
<b>Objective:</b>	Establish electronic logging system to ensure proper tracking/completion of work orders and citizen concerns.

<b>Performance Indicators:</b>	<b>FY15 Actual</b>	<b>FY16 Actual</b>	<b>FY17 Projected</b>
Percent increase of response time of all work orders.	85%	80%	70%

**Goals, Objectives and Performance Data**

<b>Goal:</b>	To increase citizen satisfaction with the Park Services response time for work orders, requests and citizen complaints.
<b>Objective:</b>	To conduct daily staff briefings to review workload and establish schedules in order to accomplish 100% of workload in terms of preparing for events/work orders, requests and citizen complaints.

<b>Performance Indicators:</b>	<b>FY15 Actual</b>	<b>FY16 Actual</b>	<b>FY17 Projected</b>
Percent of requests/complaints responded to in less than 24 hours based on category of requests as to work to be performed.	85%	80%	75%

**Recreation Administration**

**Program Description:**

This is the administrative section of the Recreation Division of the Parks and Recreation Department. The division consists of five sections: Recreation Services (formerly Youth Programs), The Senior section, Cultural Arts, Therapeutics and the Haygood Boxing Program. This division provides recreational programming at community centers, senior centers, recreation centers and the Cultural Arts Studio, as well as many special events and tournaments throughout the City.

**PARKS AND RECREATION / 270**

**Recreation Administration (cont'd)**

**Goals, Objectives and Performance Data**

<b>Goal:</b>	To increase programming to allow the community the opportunity to engage in meaningful activities and programs in a safe environment		
<b>Objective:</b>	To reach more citizens by diversifying the programs offered to the community		
<b>Performance Indicators:</b>	<b>FY15 Actual</b>	<b>FY16 Actual</b>	<b>FY17 Projected</b>
Number of people using recreation centers yearly	147,249	148,889	150,000

**Golden Park**

**Program Description:**

Historic Golden Park is a baseball stadium with a seating capacity of 4,000. The facility is used for high school, NCAA Championship events, NAIA Championship events, independent recreational leagues, and week-end tournaments.

**Goals, Objectives and Performance Data**

<b>Goal:</b>	To provide the citizens of Columbus, GA, surrounding areas, and game participants have a safe and well-maintained facility for baseball and social entertainment.		
<b>Objective:</b>	To ensure a safe, friendly and well maintained environment for baseball and other events that may be held at Golden Parks.		
<b>Performance Indicators:</b>	<b>FY15 Actual</b>	<b>FY16 Actual</b>	<b>FY17 Projected</b>
Total number of attendance	5,600	2,850	3,000

**Memorial Stadium**

**Program Description:**

A.J. McClung Memorial Stadium is a football stadium with a seating capacity of 12,265 and is primarily used for high school, college and youth football games. This stadium is also used for concerts, band festivals and other events provided for the community.

**Goals, Objectives and Performance Data**

<b>Goal:</b>	To provide events that will promote tourism and increase the economic impact for the City of Columbus.		
<b>Objective:</b>	To operate successfully by providing the best and most entertainment at A.J. McClung Memorial Stadium while maintaining the integrity of the playing field.		
<b>Performance Indicators:</b>	<b>FY15 Actual</b>	<b>FY16 Actual</b>	<b>FY17 Projected</b>
Number of events held at Memorial Stadium	25	23	25

**PARKS AND RECREATION / 270**

**Athletics**

**Program Description:**

This division acts as an administrative body to a wide range of sporting events. Functions include organization and implementation of local league play. Special programming embraces the Georgia Recreation and Park Association, State Championship Amateur Softball Association, state, regional, national championships and a variety of invitational NFCA leadoff classics, SEC softball championships, and SEC baseball championships. Local, regional, state and international programs are goal-oriented toward community promotion, visibility and economic impact.

**Goals, Objectives and Performance Data**

<b>Goal:</b>	Increase participation in Adult Volleyball League by 20%		
<b>Objective:</b>	Promote athletic events and leagues		
<b>Performance Indicators:</b>	<b>FY15 Actual</b>	<b>FY16 Actual</b>	<b>FY17 Projected</b>
Number of teams participating in league	7	6	7

**Goals, Objectives and Performance Data**

<b>Goal:</b>	Increase participation in Adult Basketball League by 20%		
<b>Objective:</b>	Market the league using several media outlets such as television, newspaper, and standard mail, and handouts.		
<b>Performance Indicators:</b>	<b>FY15 Actual</b>	<b>FY16 Actual</b>	<b>FY17 Projected</b>
Number of teams participating in league	9	8	9

**Community Schools Operations**

**Program Description:**

This division is responsible for the operation of the Community Schools program in various elementary and middle schools throughout the city. The Community Schools Program provides after school camps, summer camps and holiday camps for elementary and middle school age youth. Some of the activities the youth can participate in are: arts and crafts, music, dance, drama, sports, recreational, cultural and social activities.

**Goals, Objectives and Performance Data**

<b>Goal:</b>	To facilitate opportunities for quality after school programs which meet the fundamental needs common to all students during after school hours.		
<b>Objective:</b>	Incorporate and implement more enrichment programs and activities to educate participants on several topics such as healthy eating habits or physical fitness.		
<b>Performance Indicators:</b>	<b>FY15 Actual</b>	<b>FY16 Actual</b>	<b>FY17 Projected</b>
Total number of participants	1,563	1,000	1,400
Total number of programs	24	25	26

**PARKS AND RECREATION / 270**

**Community Schools Operations (cont'd)**

**Goals, Objectives and Performance Data**

<b>Goal:</b>	To incorporate more technology programs to promote more academic, social, and emotional development in after school program participants		
<b>Objective:</b>	Promote the importance of science and technology by encouraging participants to seek educational opportunities in these fields of study.		
<b>Performance Indicators:</b>	<b>FY15 Actual</b>	<b>FY16 Actual</b>	<b>FY17 Projected</b>
Increase total number of participants	1,563	1,000	1,400

**Cooper Creek Tennis Center**

**Program Description:**

Cooper Creek Tennis Center features thirty (30) courts in a passive park environment. This rubico clay complex provides the citizens of Columbus a facility unrivaled in Georgia. Functions include the establishment of leagues, clinics and tournaments for youths and adults. Special programs include the establishment of the United States Tennis Association (USTA) schools program and the continued close association with the Columbus Regional Tennis Association (CORTA) in an effort to increase participation and revenue in the tennis program within Columbus and to help attract state and regional tournaments to our facility.

**Goals, Objectives and Performance Data**

<b>Goal:</b>	To provide Columbus citizens with recreational league play.		
<b>Objective:</b>	To operate USTA league programs for adults.		
<b>Performance Indicators:</b>	<b>FY15 Actual</b>	<b>FY16 Actual</b>	<b>FY17 Projected</b>
Number of adult, senior league, and tournament participants	6,900	6,357	7,000

**Aquatics**

**Program Description:**

The Aquatics division operates four (4) aquatics facilities, one training facility, one work shop, and two administrative offices. It serves Columbus and the surrounding areas with public swim, swim lessons, and a variety of certification and safety classes. The section typically serves 150,000 patrons in a 10-week season.

**Goals, Objectives and Performance Data**

<b>Goal:</b>	To provide water safety classes and swim lessons to the public at one of the City's swimming facilities.		
<b>Objective:</b>	Increase programs and class participants by 5%		
<b>Performance Indicators:</b>	<b>FY15 Actual</b>	<b>FY16 Actual</b>	<b>FY17 Projected</b>
Number of swim lesson participants	185	200	250
Number of water safety class participants	60	50	50

**PARKS AND RECREATION / 270**

**Aquatics (cont'd)**

**Goals, Objectives and Performance Data**

<b>Goal:</b>	To provide various lifeguard or water safety certification classes.		
<b>Objective:</b>	Increase total number of students by 10%		
<b>Performance Indicators:</b>	<b>FY15 Actual</b>	<b>FY16 Actual</b>	<b>FY17 Projected</b>
Lifeguard Certification participants	24	26	28
Water Safety Instructor participants	4	8	10

**Therapeutics**

**Program Description:**

Therapeutic Recreation's goal is to improve the quality of life of adults with disabilities in the community through recreation and leisure programming. Therapeutic Recreation provides a lifetime learning experience in recreation, including adapted physical activity, training in Special Olympics sports, socialization, cognitive development, creative and fun leisure skills.

**Goals, Objectives and Performance Data**

<b>Goal:</b>	To diversify programs for an aging population by increasing younger adult participation.		
<b>Objective:</b>	To service more special needs individuals in the community between the ages of 16 and 30 so that many can reap the benefits of intergenerational recreation as therapy.		
<b>Performance Indicators:</b>	<b>FY15 Actual</b>	<b>FY16 Actual</b>	<b>FY17 Projected</b>
Number of daily program attendees	36	38	32

**Cultural Arts Center**

**Program Description:**

The Cultural Arts Center provides programs that reach persons of diverse interest and ability. It is designed to encourage the participation of youth, adults, senior adults and those with physical disabilities. The program adapts to the group or person's needs. There are cooperative sessions and tours of other agencies and community groups.

**Goals, Objectives and Performance Data**

<b>Goal:</b>	To promote community involvement through visual artist programs.		
<b>Objective:</b>	To expand our community art programs within and beyond Cultural Arts section with volunteers, service organizations/programs, and in house programming.		
<b>Performance Indicators:</b>	<b>FY15 Actual</b>	<b>FY16 Actual</b>	<b>FY17 Projected</b>
Number of volunteer hours worked	1,005	1,349	1,400
Number of Open House participants / number of classes	703/12	506/4	700/4
Number of Empty Bowl participants / number of classes	903/5	956/5	1000/5
Number of GRPA participants / number of classes	2/5	2/5	1/3
Number of community meeting attendees / number of meetings	959/72	1647/89	1800/90

## PARKS AND RECREATION / 270

### Senior Citizens Center

#### **Program Description:**

The Senior Citizens Center division provides diversified recreational and leisure services for senior adults of Columbus through direct programming, facilities, advisement and referral with transportation, staff and volunteer assistance for handicapped and frail, elderly citizens. They coordinate, sponsor and promote programs with state and local agencies for the benefit of local participants, bringing visibility to Columbus and the program's participants.

#### **Goals, Objectives and Performance Data**

<b>Goal:</b>	Provide recreational programming focusing on improving quality of life and health for seniors.		
<b>Objective:</b>	To increase participation in the areas of senior recreation by exposing the senior population to a variety of educational and cultural activities.		
<b>Performance Indicators:</b>	<b>FY15 Actual</b>	<b>FY16 Actual</b>	<b>FY17 Projected</b>
Track attendance at all senior facilities	48,977	52,583	53,500

### Lake Oliver Marina

#### **Program Description:**

Lake Oliver is a 2,150-acre lake situated between the Goat Dam and the Oliver Dam on the Chattahoochee River. Lake Oliver Marina provides access to the Chattahoochee Riverwalk. The Marina will provide citizens with a safe area for watersports, fishing, and water access for their boats. The all-new Bait shop reflects the naval traditions of Columbus, GA.

#### **Goals, Objectives and Performance Data**

<b>Goal:</b>	Provide citizen's with easy access to the water, use of facilities and services, all at a reasonable cost, while maintaining and increasing amount of revenue for the CCG.		
<b>Objective:</b>	Provide a boat launching facility for all citizens within the Columbus area.		
<b>Performance Indicators:</b>	<b>FY15 Actual</b>	<b>FY16 Actual</b>	<b>FY17 Projected</b>
Number of boats launched annually	5,437	5,419	5,400



Cooperative Extension

**Mission Statement:**

To respond to the citizens of Columbus' needs and interest in Agriculture, the environment, families, and 4-H youth with unbiased research based education.

**Expenditures By Division**

	FY14 Actual	FY15 Actual	FY16 Actual*	FY17 Adopted
280:				
1000 Cooperative Extension	\$ 138,168	\$ 126,647	\$ 123,798	\$ 137,865
<b>DEPARTMENT TOTAL</b>	<b>\$ 138,168</b>	<b>\$ 126,647</b>	<b>\$ 123,798</b>	<b>\$ 137,865</b>
<b>% CHANGE</b>		<b>-8.34%</b>	<b>-2.25%</b>	<b>11.36%</b>

\* Unaudited

**Expenditures By Category**

	FY14 Actual	FY15 Actual	FY16 Actual*	FY17 Adopted
Personal Services	\$ 113,522	\$ 104,320	\$ 101,526	\$ 112,503
Operations	24,646	22,327	22,272	25,362
<b>OPERATING BUDGET</b>	<b>\$ 138,168</b>	<b>\$ 126,647</b>	<b>\$ 123,798</b>	<b>\$ 137,865</b>
Capital Budget	-	-	-	-
<b>DEPARTMENT TOTAL</b>	<b>\$ 138,168</b>	<b>\$ 126,647</b>	<b>\$ 123,798</b>	<b>\$ 137,865</b>
<b>% CHANGE</b>		<b>-8.34%</b>	<b>-2.25%</b>	<b>11.36%</b>

\* Unaudited

## COOPERATIVE EXTENSION SERVICES / 280

### Program Description:

The Cooperative Extension Service is the educational arm of the USDA. The Columbus Extension Service is divided into five program areas: Agriculture and Natural Resources, Expanded Food and Nutrition, 4-H Youth, Home Economics, and Resource Development. Agriculture works with homeowners, corporate and industrial entities and city government in the production of food and city beautification. Expanded Food and Nutrition provide in-depth training to low-income families on budgeting, meal planning and improved diets, food and nutrition, family economics and stability, clothing and textiles, and the human environment. 4-H provides youth an opportunity to learn leadership roles. Home Economics place an emphasis on meeting the needs of contemporary living. Resource Development includes people working together locally on common concerns or problems.

### Goals, Objectives and Performance Data

<b>Goal:</b>	Provide "Learning for Life" education for all Columbus area residents.		
<b>Objective:</b>	Conduct needs assessment and establish plan of work that addresses critical community issues.		
<b>Performance Indicators:</b>	<b>FY15 Actual</b>	<b>FY16 Actual</b>	<b>FY17 Projected</b>
Number of needs assessment/critical issues documents	10	10	10

<b>Goal:</b>	Increase environmental awareness and outdoor quality of life for Columbus residents.		
<b>Objective:</b>	To conduct educational programs for professionals, community groups, schools, businesses, agencies and Master Gardeners.		
<b>Performance Indicators:</b>	<b>FY15 Actual</b>	<b>FY16 Actual</b>	<b>FY17 Projected</b>
Number of educational programs contact hours.	6,506	7,000	7,500
Consultations.	250	200	205
Soil and water tests.	275	300	356





Board of Tax Assessors

**Mission Statement:**

Strives to compile an accurate, uniform and timely Tax Digest meeting the requirements of the Department of Revenue and the State Code. Maintain current property records to include ownership, sales information and physical data. In addition to performing duties in a professional manner and provide good customer service.

**Expenditures By Division**

	FY14 Actual	FY15 Actual	FY16 Actual*	FY17 Adopted
290:				
1000 Tax Assessor	\$ 1,425,875	\$ 1,681,128	\$ 1,986,455	\$ 1,921,174
<b>DEPARTMENT TOTAL</b>	<b>\$ 1,425,875</b>	<b>\$ 1,681,128</b>	<b>\$ 1,986,455</b>	<b>\$ 1,921,174</b>
<b>% CHANGE</b>		<b>17.90%</b>	<b>18.16%</b>	<b>-3.29%</b>

\* Unaudited

**Expenditures By Category**

	FY14 Actual	FY15 Actual	FY16 Actual*	FY17 Adopted
Personal Services	\$ 1,306,068	\$ 1,284,587	\$ 1,251,181	\$ 1,266,955
Operations	72,138	396,541	735,274	654,219
<b>OPERATING BUDGET</b>	<b>\$ 1,378,205</b>	<b>\$ 1,681,128</b>	<b>\$ 1,986,455</b>	<b>\$ 1,921,174</b>
Capital Budget	47,670	-	-	-
<b>DEPARTMENT TOTAL</b>	<b>\$ 1,425,875</b>	<b>\$ 1,681,128</b>	<b>\$ 1,986,455</b>	<b>\$ 1,921,174</b>
<b>% CHANGE</b>		<b>17.90%</b>	<b>18.16%</b>	<b>-3.29%</b>

\* Unaudited

## TAX ASSESSOR / 290-1000

### Personnel Summary: Authorized Positions

		FY15 Actual	FY16 Actual	FY17 Adopted
<b>290-1000 Tax Assessor</b>	<b>FT/PT</b>	<b>25/0</b>	<b>25/0</b>	<b>25/0</b>
Chief Appraiser		1	1	1
Deputy Chief Appraiser		1	1	1
Personal Property Manager		1	1	1
Administrative Manager		1	1	1
Residential Property Manager		1	1	1
Commercial Property Manager		1	1	1
Appraiser III- Personal Property**		1	1	1
Appraiser III- Real Property		1	1	1
Appraiser II- Personal Property		1	1	1
Appraiser II- Real Property		2	2	2
Appraiser I-Personal Property		1	1	1
Appraiser I-Real Property		8	8	8
Appraisal Technician		4	4	4
Administrative Assistant		1	1	1
<b>Total Full Time/Part Time Positions</b>		<b>25/0</b>	<b>25/0</b>	<b>25/0</b>

### **Budget Note:**

*\* One Appraiser III position was unfunded for FY15, FY16, and FY17*

### **Program Description:**

Besides being responsible for the proper accounting of all taxable and non-taxable property, we require the five-member board to maintain uniformity of assessments, hear and rule on taxpayer appeals and adjudicate matters referred by the Tax Commissioner. Genre matters include rulings and eligibility for homestead exemption, taxability, certain adjustments and refunds. The Council appoints the Board Members.

### **Goals, Objectives and Performance Data**

<b>Goal:</b>	The Muscogee County Board of Tax Assessors strives to compile an accurate, uniform and timely Tax Digest meeting the requirements of the Department of Revenue and State Code.
<b>Objective:</b>	To comply with the Department of Revenue's requirements for an acceptable tax digest.
<b>Objective:</b>	To process permits and audits in an efficient manner.
<b>Objective:</b>	To achieve a current and accurate ownership records for current billing.

**TAX ASSESSOR / 290-1000**

<b>Performance Indicators:</b>	<b>FY15 Actual</b>	<b>FY16 Actual</b>	<b>FY17 Projected</b>
Number of real estate parcels. Personal property accounts.	81,861	81,856	81,938
Number of permits processed for Commercial & Residential Additions, new construction, demolitions etc.	3,106	4,206	4,332
Number of field reviews incl. Sold properties (Commercial & Residential) updating records and values if warranted.	4,363	3,335	6,047
Number of ownership records Updated annually.	7,134	5,856	6,442



Elections and Registrations

**Mission Statement:**

To obtain and maintain the registration of eligible citizens and to administer and supervise the conduct of all elections and primaries in Muscogee County in a timely, accurate and efficient manner.

**Expenditures By Division**

	FY14 Actual	FY15 Actual	FY16 Actual*	FY17 Adopted
290:				
2000 Elections & Registratic	\$ 599,512	\$ 724,980	\$ 688,497	\$ 876,006
<b>DEPARTMENT TOTAL</b>	<b>\$ 599,512</b>	<b>\$ 724,980</b>	<b>\$ 688,497</b>	<b>\$ 876,006</b>
<b>% CHANGE</b>		<b>20.93%</b>	<b>-5.03%</b>	<b>27.23%</b>

\* Unaudited

**Expenditures By Category**

	FY14 Actual	FY15 Actual	FY16 Actual*	FY17 Adopted
Personal Services	\$ 482,336	\$ 536,109	\$ 515,218	\$ 633,242
Operations	117,176	188,871	173,279	242,764
<b>OPERATING BUDGET</b>	<b>\$ 599,512</b>	<b>\$ 724,980</b>	<b>\$ 688,497</b>	<b>\$ 876,006</b>
Capital Budget	-	-	-	-
<b>DEPARTMENT TOTAL</b>	<b>\$ 599,512</b>	<b>\$ 724,980</b>	<b>\$ 688,497</b>	<b>\$ 876,006</b>
<b>% CHANGE</b>		<b>20.93%</b>	<b>-5.03%</b>	<b>27.23%</b>

\* Unaudited

**Personnel Summary: Authorized Positions**

	FY15 Actual	FY16 Actual	FY17 Adopted
<b>290-2000 Elections &amp; Registrations</b>	<b>7/5/1</b>	<b>7/5/1</b>	<b>7/5/1</b>
Elections & Registrations Director	1	1	1
Registration Coordinator	1	1	1
Elections Specialist	1	1	1
Election Technician	4	4	4
Board Members (PT)	5	5	5
Elections Clerk (Temporary)	1	1	1
<b>TOTAL</b>	<b>FT/PT/Temp 7/5/1</b>	<b>7/5/1</b>	<b>7/5/1</b>

**ELECTIONS AND REGISTRATIONS / 290-2000**

**Program Description:**

Besides administering and supervising the conduct of all elections and primaries in Muscogee County, the Board conducts the process of obtaining and maintaining the registration of eligible citizens. The Council appoints the board members.

**Goals, Objectives and Performance Data**

<b>Goal:</b>	To provide for the preparation and use of the ExpressPoll, an enhancement to the statewide uniform voting system, for use at voting precincts during primaries, elections and runoffs.		
<b>Objective:</b>	To enhance the speed and accuracy of voting in the precincts.		
<b>Performance Indicators:</b>	<b>FY15 Actual</b>	<b>FY16 Actual</b>	<b>FY17 Projected</b>
Number of ExpressPolls used.	96	88	114

<b>Goal:</b>	To utilize ExpressPoll units at precincts within the county in lieu of the printed electors list and ballot encoders.		
<b>Objective:</b>	To reduce the number of poll workers at each precinct.		
<b>Performance Indicators:</b>	<b>FY15 Actual</b>	<b>FY16 Actual</b>	<b>FY17 Projected</b>
Number of Poll workers per election.	450	232	317

<b>Goal:</b>	To provide voter identification cards to registered Muscogee County voters to be in the voting process.		
<b>Objective:</b>	To follow state mandated provision of voter identification to voters who present themselves with the proper documentation.		
<b>Performance Indicators:</b>	<b>FY15 Actual</b>	<b>FY16 Actual</b>	<b>FY17 Projected</b>
Number of identification cards produced.	1,000	10	30



**Police**

**Mission Statement:**

The Columbus Police Department will deliver effective and responsive law enforcement to all citizens of the City of Columbus in a fair and equitable manner. As an integral part of the Columbus Community, we are committed to communicate with those we serve and to join with them in establishing priorities to enhance the quality of life for the entire community.

**Expenditures By Division**

		<b>FY14 Actual</b>	<b>FY15 Actual</b>	<b>FY16 Actual*</b>	<b>FY17 Adopted</b>
400:					
1000	Office of the Chief	\$ 813,969	\$ 917,055	\$ 1,066,321	\$ 1,044,383
2100	Intelligence/Vice	1,381,759	1,450,581	1,331,646	1,467,853
2200	Support Services	2,657,039	2,746,586	2,895,557	2,792,030
2300	Field Operations	12,367,474	12,391,777	12,077,000	12,096,259
2400	Office of Professional Standards	392,470	416,807	462,066	507,304
2500	METRO Drug Task Force	247,698	205,662	162,312	186,708
2700	Special Operations	51,995	31,636	14,709	33,500
2800	Administrative Services	1,402,725	1,356,772	1,399,415	1,510,347
3230	Motor Transport	1,608,237	1,457,247	1,977,356	1,349,500
3320	Investigative Services	6,951,024	6,728,902	6,817,506	6,634,216
<b>DEPARTMENT TOTAL</b>		<b>\$ 27,874,390</b>	<b>\$ 27,703,025</b>	<b>\$ 28,203,888</b>	<b>\$ 27,622,100</b>
<b>% CHANGE</b>			<b>-0.61%</b>	<b>1.81%</b>	<b>-2.06%</b>

\* Unaudited

**Expenditures By Category**

		<b>FY14 Actual</b>	<b>FY15 Actual</b>	<b>FY16 Actual*</b>	<b>FY17 Adopted</b>
Personal Services		\$ 25,251,080	\$ 25,067,199	\$ 24,504,927	\$ 25,097,492
Operations		2,599,660	2,453,493	2,661,792	2,524,608
<b>OPERATING BUDGET</b>		<b>\$ 27,850,740</b>	<b>\$ 27,520,692</b>	<b>\$ 27,166,719</b>	<b>\$ 27,622,100</b>
Capital Budget		23,650	182,333	1,037,169	-
<b>DEPARTMENT TOTAL</b>		<b>\$ 27,874,390</b>	<b>\$ 27,703,025</b>	<b>\$ 28,203,888</b>	<b>\$ 27,622,100</b>
<b>% CHANGE</b>			<b>-0.61%</b>	<b>1.81%</b>	<b>-2.06%</b>

\* Unaudited

**POLICE / 400**

**Personnel Summary: Authorized Positions**

	<b>FY15</b>	<b>FY16</b>	<b>FY17</b>
<b>All Police Positions are Full Time</b>	<b>Actual</b>	<b>Actual</b>	<b>Adopted</b>
<b>400-1000 Administration</b>	<b>10</b>	<b>10</b>	<b>10</b>
Chief of Police	1	1	1
Deputy Chief of Police	1	1	1
Police Lieutenant	1	1	1
Police Officer	1	1	1
Administrative Assistant	2	2	2
Administrative Secretary	1	1	1
Police Finance Manager	1	1	1
Accounting Clerk	1	1	1
Administrative Clerk II	1	1	1
<b>400-2100 Intelligence/Vice</b>	<b>25</b>	<b>25</b>	<b>25</b>
Police Captain	1	1	1
Police Sergeant	4	4	4
Police Corporal	11	11	11
Police Officer	8	8	8
Asset Forfeiture Coordinator	1	1	1
<b>400-2200 Support Services</b>	<b>42</b>	<b>42</b>	<b>42</b>
Police Major	1	1	1
Police Captain	1	1	1
Command Sergeant	1	1	1
Police Sergeant	1	1	1
Police Corporal	4	4	4
Police Officer	10	10	10
Administrative Secretary	1	1	1
Building Service Worker	3	3	3
Criminal Records Technician	16	16	16
Records Supervisor	1	1	1
Police Cadet	1	1	1
Building Crew Leader	1	1	1
Records Manager	1	1	1
<b>400-2300 Field Operations</b>	<b>217</b>	<b>217</b>	<b>217</b>
Police Major	1	1	1
Police Captain	3	3	3
Police Lieutenant	7	7	7
Command Sergeant	2	2	2
Police Sergeant	20	20	20
Police Corporal	27	27	27
Police Officer	155	155	155
Administrative Secretary	1	1	1
Administrative Clerk I	1	1	1

**POLICE / 400**

**Personnel Summary: Authorized Positions**

	<b>FY15 Actual</b>	<b>FY16 Actual</b>	<b>FY17 Adopted</b>
<b>400-2400 Office of Professional Standards</b>	<b>5</b>	<b>5</b>	<b>7</b>
Police Major	1	1	1
Police Lieutenant	1	1	1
Police Sergeant	2	2	2
Administrative Secretary	1	1	1
Crime Analyst	0	2	2
<b>400-2500 METRO Drug Task Force</b>	<b>3</b>	<b>3</b>	<b>3</b>
Police Lieutenant	1	1	1
Police Corporal	2	2	2
<b>400-2800 Administrative Services</b>	<b>21</b>	<b>21</b>	<b>21</b>
Police Major	1	1	1
Police Captain	1	1	1
Police Lieutenant	1	1	1
Police Sergeant	4	4	4
Police Corporal	3	3	3
Police Officer	5	5	5
Police HR Technician	1	1	1
Administrative Secretary	2	2	2
Accounting Clerk	1	1	1
Facility Maintenance Technician	1	1	1
Criminal Records Technician	1	1	1
<b>400-3320 Investigative Services</b>	<b>99</b>	<b>99</b>	<b>99</b>
Police Major	1	1	1
Police Captain	1	1	1
Police Lieutenant	7	7	7
Police Sergeant	24	24	24
Police Corporal	55	55	55
Police Officer	6	6	6
Administrative Secretary	1	1	1
Administrative Clerk I	3	3	3
Criminal Records Technician	1	1	1
<b>Total Full Time Positions</b>	<b>422</b>	<b>422</b>	<b>424</b>



**POLICE / 400**

**Office of the Chief**

**Program Description:**

The office of the Chief of Police is a functional area of the Police Department that encompasses several activities other than those of the chief administrative officer. The division is the primary administrative section of the Police Department that provides guidance and control over the activities of the department and develops rules and regulations, policies and procedures that are necessary to insure its proper operation.

**Goals, Objectives and Performance Data**

<b>Goal 400-1000-01</b>	<b>To provide police services in an effective, fair, and unbiased manner with professional, well-trained, educated officers operating with integrity and high ethical standards.</b>		
<b>Objective:</b>	Conduct daily meetings of the Command Staff to monitor the progress of investigations, programs, projects and current activities.		
<b>Objective:</b>	Conduct quarterly Goals and Objectives review sessions with the Command Staff		
<b>Objective:</b>	Prepare monthly crime analysis reports on criminal activity		
<b>Objective:</b>	Monitor and review the Departmental Budget status reports with the Command Staff.		
<b>Performance Indicators:</b>	<b>FY15 Actual</b>	<b>FY16 Actual</b>	<b>FY17 Projected</b>
<b><u>Goal 400-1000-01</u></b>			
Number of Staff Meetings	241	250	250
Number of G&O Review Sessions	4	4	4
Number of crime analysis reports	12	12	12
Number of monthly budget reviews conducted	12	12	12

**POLICE / 400**

**Vice/Intelligence**

**Program Description:**

Vice/Intelligence is responsible for documenting and investigating persons involved in criminal activity. Such criminal activity will include illegal use, sale, distribution and trafficking of drugs (controlled substances), prostitution, illegal gambling, illegal use, sale and/or distribution of alcohol, or firearms, manufacture, sale and/or distribution of obscene or pornographic material and organized criminal activities or any activity which involves offenses for profit or undermines the stability or welfare of the community.

**Goals, Objectives and Performance Data**

<b>Goal 400-2100-01</b>	<b>Enforce all laws in a professional, fair and equitable manner while protecting the rights of each citizen.</b>
<b>Objective:</b>	File condemnation documents on \$75,000 in Currency.
<b>Objective:</b>	File condemnation forfeiture documents on \$50,000 in Property
<b>Objective:</b>	File condemnation documents on all seized vehicles
<b>Objective:</b>	Conduct five (5) details to investigate prostitution/pandering activity.
<b>Objective:</b>	Conduct 250 checks on businesses that are licensed to sell alcohol.
<b>Objective:</b>	Investigate, document and prosecute all drug cases resulting from the sale of illicit drugs.

<b>Performance Indicators:</b>	<b>FY15 Actual</b>	<b>FY16 Actual</b>	<b>FY17 Projected</b>
<b><u>Goal 400-2200-01</u></b>			
Value of Assets in Currency filed on	\$ 139,776	\$ 86,783	\$ 125,000
Value of Assets in Property filed on	\$ 70,366	\$ 55,009	\$ 75,000
Number of vehicles seized	51	17	40
Number of Prostitution/Pandering Details Conducted	15	21	20
Number of business checked	267	69	250
Number of Cases Made	894	453	960

**POLICE / 400**

**Support Services**

**Program Description:**

The Bureau of Support Services provides a variety of support functions for the entire Department. It includes the state-of-the-art 911 Center; the Quartermaster, where all supplies are maintained; Motor Transport where all rolling stock is monitored; Property and Evidence where evidence and recovered property is stored and protected; and the Central Records Unit where tens of thousands of reports, warrants and other documents are maintained.

**Goals, Objectives and Performance Data**

<b>Goal 400-2200-01</b>	<b>To provide documentation and criminal justice data entry services in compliance with Federal, State and local requirements.</b>		
<b>Objective:</b>	To process and store all police incident reports.		
<b>Objective:</b>	To process and provide all pre-employment criminal history inquiries for		
<b>Objective:</b>	Process and enter data into the Columbus Area Justice Information System (CAJIS) from all incident, supplement, and arrest reports for criminal analysis purposes.		
<b>Objective:</b>	To respond to all citizens' requests for police services (reports, criminal histories, fingerprinting, identification cards and permits, etc.)		
<b>Goal 400-2200-02</b>	<b>To maintain, process and distribute equipment, materials, evidence and other property in accordance with departmental policies and state and local laws.</b>		
<b>Objective:</b>	To issue and receive all equipment requests from employees		
<b>Goal 400-2200-03</b>	<b>To receive, process and dispose of all property, evidence, and contraband in accordance with proper guidelines.</b>		
<b>Objective:</b>	Track the number of all cases involving the intake and processing of property and/or evidence.		
	<b>FY15</b>	<b>FY16</b>	<b>FY17</b>
<b>Performance Indicators:</b>	<b>Actual</b>	<b>Actual</b>	<b>Projected</b>
<b><u>Goal 400-2200-01</u></b>			
Number of reports processed	64,779	66,074	68,056
Number of inquiries	4,310	4,228	4,354
Number of records added to CAJIS	411,401	419,629	432,217
Number of Citizens' requests	42,150	44,201	45,527
<b><u>Goal 400-2200-02</u></b>			
Number of Requests for equipment	38,750	38,900	39,300
<b><u>Goal 400-2200-03</u></b>			
Number of Property/Evidence cases	16,895	16,895	17,295

# POLICE / 400

## Field Operations

### Program Description:

The Bureau of Field Operations is the largest of the Department's bureaus. This Bureau provides primary police services to the community as first responders for any request for police assistance by providing emergency responses and preventive patrols. The Bureau includes a Tactical Unit that is trained to handle special functions as well as normal patrol duties. In addition, they work closely with various community organizations fighting drugs and crimes in their own neighborhoods. The bicycle patrol concentrates on the Riverwalk, Cooper Creek Park, South Commons and those other areas where they blend in with the relaxed activities.

### Goals, Objectives and Performance Data

<b>Goal 400-2300-01</b>	<b>To develop safer roadways throughout the City while providing efficient, professional police service in an effective and unbiased manner.</b>
<b>Objective:</b>	Conduct 25 details on major highways in the city focusing on speeding violations.
<b>Objective:</b>	Conduct a minimum of 12 traffic checkpoints focused on DUI, seat belts, drivers' licenses, or proof of insurance.
<b>Objective:</b>	Conduct 24 details in selected school zones concentrating on speeding violations
<b>Goal 400-2300-02</b>	<b>Develop a safe community by enforcing all laws in a fair and equitable manner while protecting the rights of each citizen.</b>
<b>Objective:</b>	Investigate all criminal offenses and prosecute all criminal offenders.
<b>Goal 400-2300-03</b>	<b>To provide professional and efficient police services in an effective, fair and unbiased manner with well-trained, educated officers operating with integrity and high ethical standards.</b>
<b>Objective:</b>	Respond to all calls and self-initiated contacts for police service.
<b>Goal 400-2300-04</b>	<b>To provide specialized operations and details focusing on high crime areas and activities.</b>
<b>Objective:</b>	Make 24 assignments per shift detailing patrol officers to specifically ride areas with high incidences of business burglaries.

**POLICE / 400**

**Field Operations (cont'd)**

<b>Performance Indicators:</b>	<b>FY15 Actual</b>	<b>FY16 Actual</b>	<b>FY17 Projected</b>
<b><u>Goal 400-2300-01</u></b>			
Speeding details conducted	30	32	34
Traffic checkpoints conducted	18	18	18
School zone details conducted	28	32	36
<b><u>Goal 400-2300-02</u></b>			
Number of criminal arrests	15,908	16,295	20,174
<b><u>Goal 400-2300-03</u></b>			
Number of Patrol Officer responses to calls	416,789	408,453	404,368
<b><u>Goal 400-2300-04</u></b>			
Number of Special Details	102	120	125

**Office of Professional Standards**

**Program Description:**

The Office of Professional Standards acts as the internal affairs unit of the Department. They play a pivotal role in preserving the integrity of the Department by investigating major complaints against officers. The unit also assures that the Department is in compliance with specific standards to maintain national and state accreditation. Only two percent of the police agencies in country are accredited.

**Goals, Objectives and Performance Data**

<b>Goal 400-2400-01</b>	<b>Provide police services in an effective, fair, and unbiased manner with professional, well-trained, educated officers operating with integrity and high ethical standards.</b>
<b>Objective:</b>	Track all use of force incidents involving departmental employees for compliance with policy and procedure
<b>Objective:</b>	Track all complaints against the department and departmental employees for compliance with policy and procedure.
<b>Objective:</b>	Investigate all cases assigned by Chief of Police
<b>Objective:</b>	Conduct research projects, grants, and other tasks assigned by the Command Staff
<b>Objective:</b>	Meet or exceed the 273 Mandatory standards set for compliance by the Commission on Accreditation for Law Enforcement Agencies

**POLICE / 400**

**Office of Professional Standards (cont'd)**

<b>Performance Indicators:</b>	<b>FY15 Actual</b>	<b>FY16 Actual</b>	<b>FY17 Projected</b>
<b><u>Goal 400-2400-01</u></b>			
Number of Use of Force Cases	61	58	56
Number of Complaints	50	44	42
Number of cases assigned by Chief	7	9	8
Number of research projects	82	92	110
Number of standards met	273	273	273

**Metro Drug Task Force**

**Program Description:**

This Office is responsible for the enforcement of Drug Violations and organized crime violations on a regional basis. The two Columbus Police Department's Officers assigned are members of a task force comprising five (5) municipal and county jurisdictions.

**Special Operations**

**Program Description:**

The Special Operations Unit is a new division set up to be the cost center for special operations expenditures.

**Administrative Services**

**Program Description:**

Bureau of Administrative Services maintains training, community relations and safety programs for the Department. All officers are trained in one of Georgia's few in-house Police Training Units. They oversee recruit and in-service training using a unit that is comprised of certified training instructors. In addition, many other officers in the Department are certified instructors and are used to supplement the training staff in certain police specialties. The Training Unit also maintains the pistol and shotgun ranges, as well as the FATS training equipment. The firing ranges are used by more than 34 different local, state and federal agencies for firearms training and qualification. Administrative Services also maintains the D.A.R.E. and Neighborhood Watch programs.

**POLICE / 400**

**Administrative Services (cont'd)**

**Goals, Objectives and Performance Data**

<b>Goal 400-2800-01</b>	<b>Provide police services in an effective, fair and unbiased manner with professional, well trained and educated officers operating with integrity and high ethical standards.</b>		
<b>Objective:</b>	Provide a minimum of 24 hour of In Service Training to all sworn officers.		
<b>Objective:</b>	Provide a minimum of 600 hours of Recruit Training to all police officers who successfully complete the P.O.S.T. Basic Law Enforcement Training.		
<b>Objective:</b>	Arrange for and provide advanced and specialized training for officers.		
<b>Objective:</b>	Provide a minimum of 600 hours of Recruit Training to all police officers who successfully complete the P.O.S.T. Basic Law Enforcement Training.		
<b>Goal 400-2800-02</b>	<b>To develop, implement, and maintain the educational programs and events designed to enhance the department's commitment to the proactive approach to policing.</b>		
<b>Objective:</b>	Establish 10 new neighborhood watch programs		
<b>Objective:</b>	Provide a minimum of 340 Crime Prevention presentations to the the public.		
<b>Goal 400-2800-03</b>	<b>To recruit and select qualified police applicants, maintain personnel records and ensure compliance with federal, state and local employment and payroll guidelines.</b>		
<b>Objective:</b>	Track all personnel grievances relating to employees.		
<b>Objective:</b>	Recruit, process and investigate all police applicants in accordance with selection guidelines and criteria.		
<b>Performance Indicators:</b>	<b>FY15 Actual</b>	<b>FY16 Actual</b>	<b>FY17 Projected</b>
<b><u>Goal 400-2800-01</u></b>			
Number of Officers Trained	455	475	500
Number of Officer completing Recruit Training	39	50	60
Number of Officers attending advanced training	347	375	400
<b><u>Goal 400-2800-02</u></b>			
Number of new neighborhood watch programs	10	10	10
Number of presentations to the public	448	460	500
<b><u>Goal 400-2800-03</u></b>			
Number of grievances	10	8	8
Applicants processed	229	175	202

## POLICE / 400

### Motor Transport

#### **Program Description:**

The Motor Transport Unit maintains an inventory of all police vehicles. This includes patrol cars, motorcycles, the bomb trainer and utility trucks. The Police Department is concerned with prompt and efficient maintenance, by keeping more officers in service and available to respond.

#### **Goals, Objectives and Performance Data**

<b>Goal 400-3230-01</b>	<b>To maintain, control and assign all police fleet vehicles in accordance with the City policy and guidelines.</b>		
<b>Objective:</b>	To provide fleet management services for all marked patrol vehicles		
<b>Objective:</b>	To provide fleet management for all Administrative and Detective vehicles		
<b>Objective:</b>	To provide fleet management for all Police Motorcycles		
<b>Objective:</b>	To provide fleet management for all Police Department trucks and vans		
<b>Objective:</b>	To provide fleet management services for all Police Scooters and ATVs		
<b>Performance Indicators:</b>	<b>FY15 Actual</b>	<b>FY16 Actual</b>	<b>FY17 Projected</b>
<b><u>Goal 400-3230-01</u></b>			
Number of patrol vehicles maintained	343	343	342
Number of Admin and Detective vehicles	195	196	191
Number of police motorcycles maintained	20	21	20
Number of trucks and vans maintained	16	16	23
Number of scooters/ATVs maintained	2/12	2/12	2/12

### Investigative Services

#### **Program Description:**

The Bureau of Investigative Services investigates major crimes, monitors gang activities and conducts juvenile activities. The Bureau has specialized units such as the Gang Task Force and Juvenile Division unit, which works with the Muscogee County School District in mentoring and supervising youthful offenders. This Bureau also has utilized the GREAT (Gang Resistance Education and Training) program in the school system to educate teens to the problems of gangs.



**POLICE / 400**

**Investigative Services (cont'd)**

**Goals, Objectives and Performance Data**

<b>Goal 400-3320-01</b>			
<b>Enforce all laws in a professional, fair and equitable manner while protecting the rights of each citizen.</b>			
<b>Objective:</b>	Investigate all homicides.		
<b>Objective:</b>	Assign for follow-up all reports which meet the elements of burglary/theft.		
<b>Objective:</b>	Run background checks on all individuals who pawn firearms		
<b>Objective:</b>	Investigate all incidents involving vehicular theft and related incidents		
<b>Objective:</b>	Enter all legible fingerprints into AFIS System		
<b>Objective:</b>	Conduct 4 warrant sweeps to reduce the number of outstanding warrants.		
<b>Objective:</b>	Utilize the Gang Resistance and Education Training (G.R.E.A.T.) Program to educate all 7th grade students.		
<b>Performance Indicators:</b>	<b>FY15 Actual</b>	<b>FY16 Actual</b>	<b>FY17 Projected</b>
<b>Goal 400-3320-01</b>			
Number of homicides investigated	17	23	25
Number of burglary/theft cases assigned	4,002	4,075	4,148
Number of weapons pawned	1,825	3,995	4,845
Number of assigned vehicle theft cases	1,114	1,241	1,196
Number of fingerprint system entries	1,817	1,825	1,833
Number of warrant sweeps conducted	4	4	4
Number of students educated with GREAT	4,429	4,854	5,000



**Mission Statement:**

The mission of this department is to ensure a safe community to work and raise a family, by providing the most efficient response and mitigation of fires, hazardous materials, medical, natural disasters and other emergencies that threaten the welfare of our citizens.

**Expenditures By Division**

		<b>FY14 Actual</b>	<b>FY15 Actual</b>	<b>FY16 Actual*</b>	<b>FY17 Adopted</b>
410:					
1000	Chief	\$ 457,083	\$ 456,652	\$ 427,666	\$ 418,513
2100	Operations	21,842,738	21,874,590	21,462,741	21,280,998
2600	Special Operations	958,502	1,020,738	1,069,621	1,073,426
2800	Administrative Services	846,887	835,181	824,844	809,214
2900	Emergency Management	185,325	173,632	167,813	177,032
3610	Logistics & Support	1,041,954	606,806	652,026	615,714
<b>DEPARTMENT TOTAL</b>		<b>\$ 25,332,489</b>	<b>\$ 24,967,599</b>	<b>\$ 24,604,710</b>	<b>\$ 24,374,897</b>
<b>% CHANGE</b>			<b>-1.44%</b>	<b>-1.45%</b>	<b>-0.93%</b>

\* Unaudited

**Expenditures By Category**

		<b>FY14 Actual</b>	<b>FY15 Actual</b>	<b>FY16 Actual*</b>	<b>FY17 Adopted</b>
Personal Services	\$	23,606,273	\$ 23,338,141	\$ 22,612,803	\$ 22,654,451
Operations		1,726,216	1,629,457	1,798,387	1,720,446
<b>OPERATING BUDGET</b>	<b>\$</b>	<b>25,332,489</b>	<b>\$ 24,967,599</b>	<b>\$ 24,411,191</b>	<b>\$ 24,374,897</b>
Capital Budget		-	-	193,519	-
<b>DEPARTMENT TOTAL</b>	<b>\$</b>	<b>25,332,489</b>	<b>\$ 24,967,599</b>	<b>\$ 24,604,710</b>	<b>\$ 24,374,897</b>
<b>% CHANGE</b>			<b>-1.44%</b>	<b>-1.45%</b>	<b>-0.93%</b>

\* Unaudited

## FIRE AND EMS / 410

### Personnel Summary: Authorized Positions

All Positions in Fire/EMS are Full Time	FY15 Actual	FY16 Actual	FY17 Adopted
<b>410-1000 Chief</b>	<b>5</b>	<b>5</b>	<b>5</b>
Chief of Fire and EMS (Director)	1	1	1
Assistant Fire Chief	1	1	1
Fire Captain EMT	1	1	1
Fire Payroll Technician	1	1	1
Administrative Coordinator	1	1	1
<b>410-2100 Operations</b>	<b>332</b>	<b>332</b>	<b>332</b>
Deputy Fire Chief	1	1	1
Battalion Chief	9	9	9
Division Chief Health, Safety & Info Sys	1	1	1
Fire Captain Logistics	2	2	2
EMS Lieutenant	1	1	1
Fire Captain	23	23	23
Fire Lieutenant	40	40	40
Fire Sergeant	62	62	62
Firefighter/EMT/Fire Medic*	191	191	191
Administrative Secretary	2	2	2
<b>410-2600 Special Operations</b>	<b>11</b>	<b>11</b>	<b>11</b>
Deputy Fire Chief	1	1	1
Training Chief	1	1	1
Fire Captain Training/Paramedic Instructor	2	2	2
Lieutenant Training	5	5	5
Administrative Secretary	2	2	2
<b>410-2800 Administrative Services</b>	<b>11</b>	<b>11</b>	<b>11</b>
Deputy Fire Chief	1	1	1
Fire Marshal	1	1	1
Assistant Fire Marshal	1	1	1
Lieutenant Fire Inspector	3	3	3
Lieutenant Investigator	1	1	1
Fire Sergeant Investigations	3	3	3
Administrative Secretary	1	1	1
<b>410-2900 Emergency Management</b>	<b>2</b>	<b>2</b>	<b>2</b>
Emergency Management Deputy Director	1	1	1
EMA Planner	1	1	1
<b>410-3610 Logistics and Support</b>	<b>3</b>	<b>3</b>	<b>3</b>
Support Technician Logistics, Civilian	1	1	1
Lieutenant Logistics	1	1	1
Firefighter	1	1	1
<b>TOTAL</b>	<b>364</b>	<b>364</b>	<b>364</b>

\* For FY17, fourteen (14) Firefighter/EMT Positions were temporarily moved from the General Fund to the Other LOST Fund, a continuation of action originally taken in FY14.

## FIRE AND EMS / 410

### Chief

**Program Description:**

This division is responsible for the management of personnel and resources to effectively and efficiently accomplish the organizational goals of the Department of Fire and Emergency Medical Services.

### Operations

**Program Description:**

The Operations Division seeks to provide superior and quality fire protection services to the community. This service is predicated upon saving lives, protecting property, and preserving the environment.

**Goals, Objectives and Performance Data**

<b>Goal:</b>	To effectively respond to all emergencies within the appropriate time frames established by the department using established accreditation guidelines.		
<b>Objective:</b>	Initial responding fire apparatus to arrive within (6) minutes of dispatch and the initial full alarm assignment to arrive within (8) minutes 90% of the time.		
<b>Performance Indicators:</b>	<b>FY15 Actual</b>	<b>FY16 Actual</b>	<b>FY17 Projected</b>
Percent of calls that are within the designated times.	92%	94%	95%

<b>Goal:</b>	To provide quality patient care consistent with the established medical treatment protocols approved by the Medical Director.		
<b>Objective:</b>	To limit the number of minor patient care and documentation variances to less than 3% of all calls with zero (0) major variances.		
<b>Performance Indicators:</b>	<b>FY15 Actual</b>	<b>FY16 Actual</b>	<b>FY17 Projected</b>
Number of minor patient care and documentation variances less than 3% of all calls	86%	87%	90%

<b>Goal:</b>	To provide the safest, most efficient and effective emergency services to the citizens of Columbus.		
<b>Objective:</b>	Provide required minimum staffing for all units (24 hour shifts, 365 days per year).		
<b>Performance Indicators:</b>	<b>FY15 Actual</b>	<b>FY16 Actual</b>	<b>FY17 Projected</b>
Percent of staffing for all units (24 hour shifts, 365 days per year).	99%	99%	100%

## FIRE AND EMS / 410

### Special Operations

#### **Program Description:**

The Special Operations Division is responsible for the training and oversight of the Special Operation Teams to include Hazardous Materials Response, BioHaz/Weapons of Mass Destruction, High Angle Rope Rescue, Confined Space Rescue, Trench Rescue, Water Rescue and Wilderness Search and Rescue. Additionally, it is also responsible for the provision of high quality Fire and EMS training for all department personnel that meets or exceeds Federal, State and local government standards.

#### **Goals, Objectives and Performance Data**

<b>Goal:</b>	To satisfy annual Insurance Service Office (ISO) categories of training.		
<b>Objective:</b>	Provide annual Hazardous Materials training, night drill exercises, company drill exercises, ISO driver training, Officer Leadership training, and in-house training for each of the field personnel in the department.		
<b>Performance Indicators:</b>	<b>FY15 Actual</b>	<b>FY16 Actual</b>	<b>FY17 Projected</b>
Percentage of personnel that completed ISO training objectives	100%	100%	100%

<b>Goal:</b>	To satisfy Georgia Firefighter Standards & Training annual Firefighter Recertification Training Requirements.		
<b>Objective:</b>	Insure all certified Firefighters in the department meet the State requirements for Firefighter Recertification.		
<b>Performance Indicators:</b>	<b>FY15 Actual</b>	<b>FY16 Actual</b>	<b>FY17 Projected</b>
Percentage of personnel that complete Georgia Firefighter Standards & Training annual Firefighter Recertification Training Requirements.	100%	100%	100%

### Administrative Services

#### **Program Description:**

The responsibilities of the administration services division are to provide fair and equitable recruitment, hiring practices and promotional opportunities for all eligible prospective candidates. In addition, maintain personnel and medical records for all employees of the organization. The Fire Prevention division attempts to provide the safest community possible for all citizens in which to live, work and raise a family by instituting fiscally responsible and pro-active approaches to fire safety education and code enforcement which will provide a medium for accomplishing the overall mission of the Columbus Fire Department.

**FIRE AND EMS / 410**

**Administrative Services (cont'd)**

**Goals, Objectives and Performance Data**

<b>Goal:</b>	To decrease the probabilities of a fire situation by insuring fire prevention code inspections are conducted on those buildings identified as Special Hazards in the Official Code of Georgia Annotated, Sec.25-2-13.		
<b>Objective:</b>	To conduct annual fire prevention code inspections on buildings identified as Special Hazards.		
<b>Performance Indicators:</b>	<b>FY15 Actual</b>	<b>FY16 Actual</b>	<b>FY17 Projected</b>
Percent of inspections completed on Special Hazard buildings.	90%	95%	98%

<b>Goal:</b>	To ensure continuous customer satisfaction with Fire Prevention's response time to inquiries, requests, and complaints.		
<b>Objective:</b>	To respond to inquiries, requests and/or complaints within one working day.		
<b>Performance Indicators:</b>	<b>FY15 Actual</b>	<b>FY16 Actual</b>	<b>FY17 Projected</b>
Percent of inquiries, requests, and complaints responded to within 1 working day	100%	100%	100%

**Emergency Management**

**Program Description:**

The Columbus Emergency Management program is responsible for the planning and coordination of the Government's efforts to mitigate against, prepare for, respond to and recover from major emergencies. Readiness requires continuous planning, coordinating, exercising plans, training response personnel and maintaining equipment and facilities ensuring a reliable, immediate response during emergency situations. During a major emergency, the Emergency Operations Center must be capable of selectively activating to perform the necessary command control and coordination functions. The readiness posture and capability of Emergency Management must be maintained at a level to respond rapidly and efficiently to emergencies. Public awareness and knowledge of emergency conditions and procedures are critical to public safety.

**FIRE AND EMS / 410**

**Emergency Management (cont'd)**

**Goals, Objectives and Performance Data**

<b>Goal:</b>	To upgrade and enhance the technological capabilities of the City's Emergency Operations Center.
<b>Objective:</b>	To ensure that the Emergency Operations Center is adequately equipped to manage emergencies regarding Homeland Security and Emergency Management issues and has the capability to integrate with state and federal agencies.

<b>Goal:</b>	To provide public safety/non-public safety response personnel and agencies and outside support agencies the opportunity to test their response policies and protocols through realistic exercises and drills.
<b>Objective:</b>	To conceive, design, and conduct a sufficient number of tabletop, functional, and full scale exercise within this jurisdiction.

<b>Performance Indicators:</b>	<b>FY15 Actual</b>	<b>FY16 Actual</b>	<b>FY17 Projected</b>
Percent of Full Scale exercises completed	100%	100%	100%
Percent of Functional exercises completed	100%	100%	100%
Percent of Tabletop exercises completed	100%	100%	100%

**Logistics Support**

**Program Description:**

To maintain all fire department buildings, vehicles and equipment according to federal, state, local and industry codes. Additionally, the division manages fixed assets, maintenance records, and both expendable and non-expendable supplies and equipment.

**Goals, Objectives and Performance Data**

<b>Goal:</b>	To ensure the Department of Fire and Emergency Medical Services meets or exceed all regulatory requirements regarding personal protective equipment.		
<b>Objective:</b>	To ensure each firefighter's personal protective equipment has met and continues to meet all applicable standards.		
<b>Performance Indicators:</b>	<b>FY15 Actual</b>	<b>FY16 Actual</b>	<b>FY17 Projected</b>
Percentage of Personal Protective Equipment inspected annually.	100%	100%	100%



Muscogee County Prison

**Mission Statement:**

As a work prison, the mission is three-fold: To protect the public through effective control and custody of inmates, provide effective methods of self-improvement for inmates, and provide a safe and professional work environment for our staff.

**Expenditures By Division**

	<b>FY14 Actual</b>	<b>FY15 Actual</b>	<b>FY16 Actual*</b>	<b>FY17 Adopted</b>
420:				
Muscogee County				
1000    Prison	\$ 7,802,788	\$ 7,852,844	\$ 7,726,373	\$ 7,936,560
<b>DEPARTMENT TOTAL</b>	<b>\$ 7,802,788</b>	<b>\$ 7,852,844</b>	<b>\$ 7,726,373</b>	<b>\$ 7,936,560</b>
<b>% CHANGE</b>		<b>0.64%</b>	<b>-1.61%</b>	<b>2.72%</b>

\* Unaudited

**Expenditures By Category**

	<b>FY14 Actual</b>	<b>FY15 Actual</b>	<b>FY16 Actual*</b>	<b>FY17 Adopted</b>
Personal Services	\$ 5,882,831	\$ 5,715,026	\$ 5,616,226	\$ 5,653,692
Operations	1,919,957	2,129,511	2,109,147	2,282,868
<b>OPERATING BUDGET</b>	<b>\$ 7,802,788</b>	<b>\$ 7,844,537</b>	<b>\$ 7,725,373</b>	<b>\$ 7,936,560</b>
Capital Budget		8,307	1,000	-
<b>DEPARTMENT TOTAL</b>	<b>\$ 7,802,788</b>	<b>\$ 7,852,844</b>	<b>\$ 7,726,373</b>	<b>\$ 7,936,560</b>
<b>% CHANGE</b>		<b>0.64%</b>	<b>-1.61%</b>	<b>2.72%</b>

\* Unaudited



**MUSCOGEE COUNTY PRISON / 420**

**Personnel Summary: Authorized Positions**

	<b>FY15</b>	<b>FY16</b>	<b>FY17</b>
<b>All Positions at MCP are Full Time</b>	<b>Actual</b>	<b>Actual</b>	<b>Adopted</b>
<b>420-1000 Muscogee County Prison</b>	<b>111</b>	<b>111</b>	<b>111</b>
Warden	1	1	1
Deputy Warden	2	2	2
Correctional Sergeant	5	5	5
Senior Correctional Officer	37	37	37
Correctional Officer	38	38	38
Corrections Technician	21	21	21
Senior Correctional Counselor	1	1	3
Correctional Counselor	2	2	0
Administrative Coordinator	1	1	1
Administrative Clerk I	1	1	1
Accounting Technician*	1	1	1
Accounting Clerk	1	1	1
Inmate Labor	80	80	80
<b>Total Full Time Positions/Inmate Labor</b>	<b>111/80</b>	<b>111/80</b>	<b>111/80</b>

*\*One Accounting Technician Position is unfunded for FY12 to FY17.*

**Program Description:**

The Muscogee County Prison (MCP) operates according to Georgia law, rules, and regulations of the State Board of Corrections, and the City Council. It is the responsibility of the warden to assume custody of assigned inmates under the jurisdiction of the State Board of Corrections. The warden and his personnel are charged with the responsibility of safe and secure custody, exercise service, recreation, visitation, education, and religious programs for assigned inmates.

As a work prison, MCP provides a cost-effective, inmate labor force. Inmates assigned to MCP are used to supplement the city's work force in the operation of the institution, maintenance of public roads, public services (including sanitation) and other functions of the city government.

**MUSCOGEE COUNTY PRISON / 420**

**Goals, Objectives and Performance Data**

<b>Goal:</b>	To provide public safety through hyper vigilance within the facility.		
<b>Objective:</b>	To monitor and maintain safe operations for public protection through hourly inspections & documentation.		
<b>Performance Indicators:</b>	<b>FY15 Actual</b>	<b>FY16 Actual</b>	<b>FY17 Projected</b>
Percentage of daily inspections and reports completed.	100%	100%	100%
Number of daily inspections and reports completed	1,800	1,800	1,800

<b>Goal:</b>	To provide public safety through hyper vigilance through effective supervision and accountability of inmate movement and work details for the betterment of our community.		
<b>Objective:</b>	To achieve maximum control for public protection.		
<b>Performance Indicators:</b>	<b>FY15 Actual</b>	<b>FY16 Actual</b>	<b>FY17 Projected</b>
Percentage of Inmate head counts conducted.	100%	100%	100%
Number of Inmate head counts (outside facility).	1,150	1,100	1,125
Number of Inmate head counts (inside facility).	2,810	2,900	2,900



**Expenditures By Division**

		FY14 Actual	FY15 Actual	FY16 Actual*	FY17 Adopted
500:					
1000	Sup Court Chief Judge	\$ 302,187	\$ 300,082	\$ 302,203	\$ 305,668
2000	District Attorney	1,977,683	2,020,980	2,211,792	2,190,255
2100	Adult Probation	147,409	133,215	118,945	127,150
2110	Juvenile Court	590,592	511,207	614,006	669,325
2115	Juvenile Court Clerk	172,316	160,119	-	-
2125	Circuit Wide Jury Court	270,780	295,543	286,300	295,680
2140	Jury Manager	381,585	420,573	466,443	447,203
2150	Judge Mullins	214,389	206,687	203,734	204,434
2160	Judge Rumer	165,038	148,220	146,623	145,894
2170	Judge Smith	162,512	151,425	148,770	143,026
2180	Judge Peters	147,553	144,782	152,859	143,460
2190	Judge Jordan	203,390	217,151	200,807	207,964
2195	Judge Gottfried	73,444	139,100	135,338	143,460
2200	Victim/Witness	176,013	173,487	168,394	163,896
3000	Superior Court Clerk	2,113,662	1,981,691	1,938,629	1,932,979
3310	Board of Equalization	67,638	68,154	80,813	86,699
<b>DEPARTMENT TOTAL</b>		<b>\$ 7,166,191</b>	<b>\$ 7,072,415</b>	<b>\$ 7,175,656</b>	<b>\$ 7,207,093</b>
<b>% CHANGE</b>			<b>-1.31%</b>	<b>1.46%</b>	<b>0.44%</b>

\* Unaudited

**Expenditures By Category**

		FY14 Actual	FY15 Actual	FY16 Actual*	FY17 Adopted
Personal Services	\$	6,290,088	\$ 6,226,969	\$ 6,279,213	\$ 6,264,722
Operations		870,672	842,848	883,740	942,371
<b>OPERATING BUDGET</b>	<b>\$</b>	<b>7,160,759</b>	<b>\$ 7,069,816</b>	<b>\$ 7,162,953</b>	<b>\$ 7,207,093</b>
Capital Budget		5,432	2,599	12,704	-
<b>DEPARTMENT TOTAL</b>	<b>\$</b>	<b>7,166,191</b>	<b>\$ 7,072,415</b>	<b>\$ 7,175,656</b>	<b>\$ 7,207,093</b>
<b>% CHANGE</b>			<b>-1.31%</b>	<b>1.46%</b>	<b>0.44%</b>

\* Unaudited

**JUDICIAL & STATUTORY / 500/1000-3000**

**Personnel Summary: Authorized Positions**

		<b>FY15</b>	<b>FY16</b>	<b>FY17</b>
		<b>Actual</b>	<b>Actual</b>	<b>Adopted</b>
<b>500-1000 Superior Court Judges</b>	<b>FT/PT</b>	<b>17/4/2</b>	<b>17/4/2</b>	<b>17/4/2</b>
Chief Judge Superior Court		1	1	1
Judge Superior Court		6	6	6
Court Reporters		7	7	7
Law Clerk		2	2	2
Case Manager		1	1	1
Senior Judge Superior Court*		4	4	4
Superior Court Coordinator (Seasonal Supplement)		1	1	1
Secretary (PT Supplement)		1	1	1
<b>500-2000 District Attorney</b>	<b>FT/PT</b>	<b>31/0</b>	<b>31/0</b>	<b>31/0</b>
District Attorney		1	1	1
Chief Assistant District Attorney		1	1	1
Deputy Assistant District Attorney		2	2	2
Assistant District Attorney I/II/III		10	10	10
Investigator Supervisor - DA		1	1	1
Investigator - District Attorney		7	7	7
Administrative Assistant		1	1	1
Paralegal		1	1	1
Legal Administrative Clerk		7	7	7
<b>500-2100 Adult Probation</b>	<b>FT/PT</b>	<b>2/1</b>	<b>2/1</b>	<b>2/1</b>
Child Support Enforcement Manager		1	1	1
Accounting Clerk		1	1	1
Accounting Clerk (PT)		1	1	1
<b>500-2110 Juvenile Court</b>	<b>FT/PT</b>	<b>11/0</b>	<b>11/0</b>	<b>11/0</b>
Case Manager**		2	2	2
Juvenile Court Director**		1	1	1
Juvenile Court Coordinator***		1	1	1
Custody Investigator**		3	3	3
Deputy Clerk II**		2	2	2
Administrative Secretary		1	1	1
Custody Investigator/Judicial Review Coordinator		1	1	1
<b>500-2115 Juvenile Court Clerk</b>	<b>FT/PT</b>	<b>0/0</b>	<b>0/0</b>	<b>0/0</b>
Custody Investigator**		0	0	0
Deputy Clerk II**		0	0	0
Assistant Chief Deputy**		0	0	0
<b>500-2125 Circuit Wide Juv Court</b>	<b>FT/PT</b>	<b>3/0</b>	<b>3/0</b>	<b>3/0</b>
Presiding Judge Juvenile Court Circuit Wide		1	1	1
Judge Juvenile Court Circuit Wide		2	2	2
<b>500-2140 Jury Manager</b>	<b>FT/PT</b>	<b>2/1</b>	<b>2/1</b>	<b>2/1</b>
Jury Manager		1	1	1
Deputy Clerk II		1	1	1
Admin Clerk I (PT)		1	1	1

**JUDICIAL & STATUTORY / 500/1000-3000**

**Personnel Summary: Authorized Positions**

	<b>FY15 Actual</b>	<b>FY16 Actual</b>	<b>FY17 Adopted</b>
<b>500-2200 Victim/Witness Asst Prog FT/PT</b>	<b>3/0</b>	<b>3/0</b>	<b>3/0</b>
Victim/Witness Program Administrator	1	1	1
Victim Advocate	2	2	2
<b>500-3000 Clerk of Superior Court FT/PT</b>	<b>35/2</b>	<b>35/2</b>	<b>35/2</b>
Clerk of Superior Court	1	1	1
Chief Deputy Clerk**	1	1	1
Assistant Chief Deputy Clerk	2	2	3
Senior Deputy Clerk**	7	7	7
Deputy Clerk II**	21	21	21
Deputy Clerk I	3	3	2
Deputy Clerk II (PT)	2	2	2
<b>500-3310 Board of Equalization FT/PT</b>	<b>1/0</b>	<b>1/0</b>	<b>1/0</b>
Board of Equalization Administrator	1	1	1
<b>Total Full Time/Part Time/Temporary Positions</b>	<b>101/8/2</b>	<b>101/8/2</b>	<b>105/8/2</b>

**Budget Note:**

\* Senior Judge Passed Away

\*\*In FY15, per Ordinance 15-20 positions were transferred and/or reclassified. Also FY17 reclassified Custody Investigator G13 to Case Manager G16

\*\*\* Position is unfunded in FY16 and FY17

## SUPERIOR COURT JUDGES / 500-1000-2195

### Program Description:

The Superior Courts are presided over by seven judges, elected by the voters of the six counties making up the Chattahoochee Judicial Circuit. These counties are Muscogee, Chattahoochee, Harris, Marion, Talbot, and Taylor. Sessions of the court, both civil and criminal, are held in the county courthouse of each county. Felony cases, divorce/ alimony, child custody, equity cases, and cases involving land titles must be tried in the Superior Court. The Superior Court has concurrent jurisdiction with the other courts to try other civil cases and misdemeanor criminal cases. In addition, this court determines appeals from the Probate Court, and in certain instances, from the Juvenile and Municipal Court.

### Expenditures By Division

		FY14 Actual	FY15 Actual	FY16 Actual*	FY17 Adopted
500:					
1000	Superior Court Judge	\$ 302,187	\$ 300,082	\$ 302,203	\$ 305,668
2150	Judge Mullins	\$ 214,389	\$ 206,687	\$ 203,734	\$ 204,434
2160	Judge Rumer	\$ 165,038	\$ 148,220	\$ 146,623	\$ 145,894
2170	Judge Smith	\$ 162,512	\$ 151,425	\$ 148,770	\$ 143,026
2180	Judge Peters	\$ 147,553	\$ 144,782	\$ 152,859	\$ 143,460
2190	Judge Jordan	\$ 203,390	\$ 217,151	\$ 200,807	\$ 207,964
2195	Judge Gottfried	\$ 73,445	\$ 139,100	\$ 135,338	\$ 143,460
<b>DIVISION TOTAL</b>		<b>\$ 1,268,514</b>	<b>\$ 1,307,447</b>	<b>\$ 1,290,334</b>	<b>\$ 1,293,906</b>
<b>% CHANGE</b>			<b>3.07%</b>	<b>-1.31%</b>	<b>0.28%</b>

\* Unaudited

### Expenditures By Category

		FY14 Actual	FY15 Actual	FY16 Actual*	FY17 Adopted
Personal Services	\$	1,044,793	\$ 1,110,391	\$ 1,082,405	\$ 1,068,217
Operations		218,289	194,458	206,523	225,689
<b>OPERATING BUDGET</b>	<b>\$</b>	<b>1,263,082</b>	<b>\$ 1,304,849</b>	<b>\$ 1,288,928</b>	<b>\$ 1,293,906</b>
Capital Budget		5,432	2,599	1,406	-
<b>DIVISION TOTAL</b>	<b>\$</b>	<b>1,268,514</b>	<b>\$ 1,307,447</b>	<b>\$ 1,290,334</b>	<b>\$ 1,293,906</b>
<b>% CHANGE</b>			<b>3.07%</b>	<b>-1.31%</b>	<b>0.28%</b>

\* Unaudited

**SUPERIOR COURT JUDGES / 500-1000-2195**

**Personnel Summary: Authorized Positions**

	<b>FY15 Actual</b>	<b>FY16 Actual</b>	<b>FY17 Adopted</b>
<b>500-1000 Sup Ct Chief Judge FT/PT</b>	<b>17/4/2</b>	<b>17/4/2</b>	<b>17/4/2</b>
Chief Judge Superior Court	1	1	1
Judge Superior Court	6	6	6
Court Reporters	7	7	7
Law Clerk	2	2	2
Case Manager	1	1	1
Senior Judge Superior Court*	4	4	4
Superior Court Coordinator (Seasonal Supplement)	1	1	1
Secretary (PT Supplement)	1	1	1
<b>Total Full Time/Part Time Positions/Temporary</b>	<b>17/4/2</b>	<b>17/4/2</b>	<b>17/4/2</b>

## DISTRICT ATTORNEY / 500-2000/2200

### Mission Statement:

The mission of the District Attorney's office is to prepare a file for each case, identify the evidence and witnesses needed, research the pertinent law and determine the correct charges. The District Attorney's office strives to stay ahead of, and on top of the legal burdens placed upon the prosecutors, to protect the rights of all citizens, victims and defendants.

### Expenditures By Division

		FY14 Actual	FY15 Actual	FY16 Actual*	FY17 Adopted
500:					
2000	District Attorney	\$ 1,977,683	\$ 2,020,980	\$ 2,211,792	\$ 2,190,255
2200	Victim/Witness	176,013	173,487	168,394	163,896
<b>DIVISION TOTAL</b>		<b>\$ 2,153,696</b>	<b>\$ 2,194,467</b>	<b>\$ 2,380,187</b>	<b>\$ 2,354,151</b>
<b>% CHANGE</b>			<b>1.89%</b>	<b>8.46%</b>	<b>-1.09%</b>

\* Unaudited

### Expenditures By Category

		FY14 Actual	FY15 Actual	FY16 Actual*	FY17 Adopted
Personal Services		\$ 2,070,495	\$ 2,114,781	\$ 2,292,471	\$ 2,276,595
Operations		83,201	79,686	76,417	77,556
<b>OPERATING BUDGET</b>		<b>\$ 2,153,696</b>	<b>\$ 2,194,467</b>	<b>\$ 2,368,888</b>	<b>\$ 2,354,151</b>
Capital Budget		-	-	11,298	-
<b>DIVISION TOTAL</b>		<b>\$ 2,153,696</b>	<b>\$ 2,194,467</b>	<b>\$ 2,380,187</b>	<b>\$ 2,354,151</b>
<b>% CHANGE</b>			<b>1.89%</b>	<b>8.46%</b>	<b>-1.09%</b>

\* Unaudited

### Personnel Summary: Authorized Positions

		FY15 Actual	FY16 Actual	FY17 Adopted
<b>500-2000 District Attorney</b>	<b>FT/PT</b>	<b>27/0</b>	<b>31/0</b>	<b>31/0</b>
District Attorney		1	1	1
Chief Assistant District Attorney		1	1	1
Deputy Assistant District Attorney		2	2	2
Assistant District Attorney I/II/III		8	10	10
Investigator Supervisor - DA		1	1	1
Investigator - District Attorney		6	7	7
Administrative Assistant		1	1	1
Paralegal		1	1	1
Legal Administrative Clerk		6	7	7



**DISTRICT ATTORNEY / 500-2000/2200**

<b>500-2200 Victim/Witness Assistance Program</b>	<b>3/0</b>	<b>3/0</b>	<b>3/0</b>
Victim/Witness Program Administrator	1	1	1
Victim Advocate	2	2	2
<b>Total Full Time/Part Time Positions</b>	<b>30/0</b>	<b>34/0</b>	<b>34/0</b>

**District Attorney**

**Program Description:**

The District Attorney is elected for a four-year term and is the prosecuting attorney for the Superior Courts in the Chattahoochee Judicial Circuit. The duties of this office are by statute and include the prosecution of criminal cases in Superior Court. The District attorney and his staff prosecute a broad range of felony criminal cases, in the Superior and Juvenile courts, representing the State of Georgia.

**Goals, Objectives and Performance Data**

<b>Goal:</b>	To prosecute cases and charges presented from all sources.		
<b>Objective:</b>	To keep an accounting of cases and charges presented for prosecution.		
<b>Performance Indicators:</b>	<b>FY15 Actual</b>	<b>FY16 Actual</b>	<b>FY17 Projected</b>
Total cases bound over	3,516	3,820	3,935
Total charges bound over	8,204	8,400	8,652

<b>Goal:</b>	To efficiently and aggressively dispose of all cases and charges in a timely manner.		
<b>Objective:</b>	Keep an accounting of dispositions of cases and charges.		
<b>Performance Indicators:</b>	<b>FY15 Actual</b>	<b>FY16 Actual</b>	<b>FY17 Projected</b>
Total cases disposed	3,489	3,900	4,017
Total charges disposed	7,070	8,450	8,704

**DISTRICT ATTORNEY / 500-2000/2200**

**Victim/Witness Assistance Program**

**Program Description:**

The Victim Witness Assistance Program (VWAP) works directly with the District Attorney’s Office and is responsible for helping the victims, families, and witnesses through the criminal justice system. The program informs families of the status of criminal prosecutions and helps the District Attorney’s Office track the vital witnesses for their cases.

**Goals, Objectives and Performance Data**

<b>Goal:</b>	To identify and assist victims and witnesses in their time of need.		
<b>Objective:</b>	Send out victim packages, victim notification: Make telephone calls to gather information on victims and witnesses, inform them of upcoming court date and offer support. Enter data into Tracker for accurate documentation and reference.		
<b>Performance Indicators:</b>	<b>FY15 Actual</b>	<b>FY16 Actual</b>	<b>FY17 Projected</b>
Services Performed	180,320	223,000	220,000

## SUPERIOR COURT - ADULT PROBATION / 500-2100

**Mission Statement:**

To collect child support, alimony, restitution and attorney fees to assist children in having their basic needs met.

**Program Description:**

The Adult Probation Office is responsible for receiving, recording and disbursing monies received pursuant to court orders from Superior, State and Municipal Courts on child support, alimony, attorney fees and other miscellaneous charges. The division is responsible for computing arrears on court orders and must appear in court to testify on behalf of the state, plaintiff or defendant. Other responsibilities are as follows: initiates and testifies on revocation hearings on abandonment of illegitimate children charges, brings citations for contempt charges against respondents in other states, collects restitutions on criminal charges.

**Expenditures By Division**

		FY14 Actual		FY15 Actual		FY16 Actual*		FY17 Adopted
500:								
2100	Adult Probation	\$ 147,409	\$	133,215	\$	118,945	\$	127,150
<b>DIVISION TOTAL</b>		<b>\$ 147,409</b>	<b>\$</b>	<b>133,215</b>	<b>\$</b>	<b>118,945</b>	<b>\$</b>	<b>127,150</b>
<b>% CHANGE</b>					<b>-9.63%</b>		<b>-10.71%</b>	<b>6.90%</b>

\* Unaudited

**Expenditures By Category**

		FY14 Actual		FY15 Actual		FY16 Actual*		FY17 Adopted
Personal Services		\$ 138,658	\$	126,111	\$	114,302	\$	99,302
Operations		8,751		7,104		4,644		27,848
<b>OPERATING BUDGET</b>		<b>\$ 147,409</b>	<b>\$</b>	<b>133,215</b>	<b>\$</b>	<b>118,945</b>	<b>\$</b>	<b>127,150</b>
Capital Budget		-		-		-		-
<b>DIVISION TOTAL</b>		<b>\$ 147,409</b>	<b>\$</b>	<b>133,215</b>	<b>\$</b>	<b>118,945</b>	<b>\$</b>	<b>127,150</b>
<b>% CHANGE</b>					<b>-9.63%</b>		<b>-10.71%</b>	<b>6.90%</b>

\* Unaudited

**Personnel Summary: Authorized Positions**

		FY15 Actual	FY16 Actual	FY17 Adopted
<b>500-2100 Adult Probation</b>	<b>FT/PT</b>	<b>2/1</b>	<b>2/1</b>	<b>2/1</b>
Child Support Enforcement Manager		1	1	1
Accounting Clerk		1	1	1
Accounting Clerk (PT)		1	1	1
<b>Total Full Time/Part Time Positions</b>		<b>2/1</b>	<b>2/1</b>	<b>2/1</b>

**SUPERIOR COURT - JUVENILE COURT / 500-2110/2125**

**Program Description:**

The Juvenile Court has jurisdiction over cases involving children under the age of 17 who are alleged to be unruly, delinquent, deprived, in need of treatment (i.e., mentally, emotionally ill, or mentally retarded), or who are alleged to have committed a traffic offense. The judge, who is appointed by the Superior Court judges for a term of four years, presides over these cases as well as contested divorce custody cases transferred to the Juvenile Court by the Superior Court Judges. In FY03, a Circuit-wide Juvenile Court was established per GA 15-11-18. This includes one full-time judge and 2 part-time judges who hold preliminary/detention, shelter, and traffic hearings, assess and sign bonds, warrants and other legal documents. The support staff ensures that all cases have been properly handled by conferring with attorneys, and other professionals.

The Georgia Department of Children and Youth Services provides intake and probation officers for the court. The Intake Department is located in the Juvenile Court facility. A Protective Services Coordinator is provided by the Georgia Department of Human Resources with courtesy supervision provided by the court coordinator.

**Expenditures By Division**

		<b>FY14 Actual</b>	<b>FY15 Actual</b>	<b>FY16 Actual*</b>	<b>FY17 Adopted</b>
500:					
2110	Juvenile Court	\$ 590,592	\$ 511,207	\$ 614,006	\$ 669,325
2125	Circuit Wide Jury Ct	270,780	295,543	286,300	295,680
<b>DEPARTMENT TOTAL</b>		<b>\$ 861,372</b>	<b>\$ 806,750</b>	<b>\$ 900,306</b>	<b>\$ 965,005</b>
<b>% CHANGE</b>			<b>-6.34%</b>	<b>11.60%</b>	<b>7.19%</b>

\* Unaudited

**Expenditures By Category**

		<b>FY14 Actual</b>	<b>FY15 Actual</b>	<b>FY16 Actual*</b>	<b>FY17 Adopted</b>
Personal Services	\$	687,029	\$ 657,254	\$ 762,920	\$ 790,342
Operations		174,344	149,496	137,386	174,663
<b>OPERATING BUDGET</b>		<b>\$ 861,372</b>	<b>\$ 806,750</b>	<b>\$ 900,306</b>	<b>\$ 965,005</b>
Capital Budget			-		-
<b>DEPARTMENT TOTAL</b>		<b>\$ 861,372</b>	<b>\$ 806,750</b>	<b>\$ 900,306</b>	<b>\$ 965,005</b>
<b>% CHANGE</b>			<b>-6.34%</b>	<b>11.60%</b>	<b>7.19%</b>

\* Unaudited

**SUPERIOR COURT - JUVENILE COURT / 500-2110/2125**

**Personnel Summary: Authorized Positions**

		<b>FY15 Actual</b>	<b>FY16 Actual</b>	<b>FY17 Adopted</b>
<b>500-2110 Juvenile Court</b>	<b>FT/PT</b>	<b>11/0</b>	<b>11/0</b>	<b>11/0</b>
Case Manager*		2	2	3
Juvenile Court Director*		1	1	1
Juvenile Court Coordinator**		1	1	1
Custody Investigator*		3	3	2
Deputy Clerk II*		2	2	2
Administrative Secretary		2	2	1
Custody Investigator/Judicial Review Coordinator		0	0	1
<b>500-2125 Circuit Wide Juvenile Court</b>		<b>3/0</b>	<b>3/0</b>	<b>3/0</b>
Presiding Judge Juvenile Court Circuit Wide		1	1	1
Judge Juvenile Court Circuit Wide		2	2	2
<b>Total Full Time/Part Time Positions</b>		<b>14/0</b>	<b>14/0</b>	<b>14/0</b>

**Budget Note:**

\*In FY15, per Ordinance 15-20 positions were transferred and/or reclassified. Also FY17 reclassified Custody Investigator G13 to Case Manager G16

\*\* Position is unfunded in FY16 and FY17

- In FY16 Juvenile Court Clerk unit (500-2115) was moved into Juvenile Court unit (500-2110) due to certain functions of Juvenile Court being transferred from the Clerk of Superior Court.

## SUPERIOR COURT - JUVENILE COURT CLERK / 500-2115

### Program Description:

The Juvenile Court has jurisdiction over cases involving children under the age of 17 who are alleged to be unruly, delinquent, deprived, in need of treatment (i.e. mentally or emotionally ill and mentally retarded), or who are alleged to have committed a traffic offense.

### Expenditures By Division

	FY14 Actual	FY15 Actual	FY16 Actual*	FY17 Adopted
500:				
2115 Juvenile Court Clerk	\$ 172,316	\$ 160,119	\$ -	\$ -
<b>DIVISION TOTAL</b>	<b>\$ 172,316</b>	<b>\$ 160,119</b>	<b>\$ -</b>	<b>\$ -</b>
<b>% CHANGE</b>		<b>-7.08%</b>	<b>-100.00%</b>	<b>N/A</b>

\* Unaudited

### Expenditures By Category

	FY14 Actual	FY15 Actual	FY16 Actual*	FY17 Adopted
Personal Services	\$ 166,337	\$ 155,200	\$ -	\$ -
Operations	5,979	4,919	-	-
<b>OPERATING BUDGET</b>	<b>\$ 172,316</b>	<b>\$ 160,119</b>	<b>\$ -</b>	<b>\$ -</b>
Capital Budget	-	-	-	-
<b>DIVISION TOTAL</b>	<b>\$ 172,316</b>	<b>\$ 160,119</b>	<b>\$ -</b>	<b>\$ -</b>
<b>% CHANGE</b>		<b>-7.08%</b>	<b>-100.00%</b>	<b>N/A</b>

\* Unaudited

### Personnel Summary: Authorized Positions

	FY15 Actual	FY16 Actual	FY17 Adopted
<b>500-2115 Juvenile Court Clerk FT/PT</b>	<b>0/0</b>	<b>0/0</b>	<b>0/0</b>
Custody Investigator*	0	0	0
Deputy Clerk II*	0	0	0
Assistant Chief Deputy*	0	0	0
<b>Total Full Time/Part Time Positions</b>	<b>0/0</b>	<b>0/0</b>	<b>0/0</b>

### Budget Note:

\*In FY15, per Ordinance 15-20 positions were transferred and/or reclassified.

- In FY16 Juvenile Court Clerk unit (500-2115) was moved into Juvenile Court unit (500-2110) due to certain functions of Juvenile Court being transferred from the Clerk of Superior Court.

## SUPERIOR COURT - JURY MANAGER / 500-2140

### Program Description:

It is the responsibility of the Jury Manager to furnish jurors to all nine trial Courts, including grand jurors. This responsibility necessitates accompanying duties such as subpoenas, payroll, deferment, orientation and oath of jurors. The effective utilization of the services of jurors is more economical for the taxpayer and more efficient for the Courts.

### Expenditures By Division

	FY14 Actual	FY15 Actual	FY16 Actual*	FY17 Adopted
500:				
2140 Jury Manager	\$ 382,585	\$ 420,573	\$ 466,443	\$ 447,203
<b>DIVISION TOTAL</b>	<b>\$ 382,585</b>	<b>\$ 420,573</b>	<b>\$ 466,443</b>	<b>\$ 447,203</b>
<b>% CHANGE</b>		<b>9.93%</b>	<b>10.91%</b>	<b>-4.12%</b>

\* Unaudited

### Expenditures By Category

	FY14 Actual	FY15 Actual	FY16 Actual*	FY17 Adopted
Personal Services	\$ 130,766	\$ 128,734	\$ 123,804	\$ 123,928
Operations	250,819	291,838	342,639	323,275
<b>OPERATING BUDGET</b>	<b>\$ 381,585</b>	<b>\$ 420,573</b>	<b>\$ 466,443</b>	<b>\$ 447,203</b>
Capital Budget	-	-	-	-
<b>DIVISION TOTAL</b>	<b>\$ 381,585</b>	<b>\$ 420,573</b>	<b>\$ 466,443</b>	<b>\$ 447,203</b>
<b>% CHANGE</b>		<b>10.22%</b>	<b>10.91%</b>	<b>-4.12%</b>

\* Unaudited

### Personnel Summary: Authorized Positions

		FY15 Actual	FY16 Actual	FY17 Adopted
<b>500-2140 Jury Manager</b>	<b>FT/PT</b>	<b>2/1</b>	<b>2/1</b>	<b>2/1</b>
Jury Manager		1	1	1
Deputy Clerk II		1	1	1
Admin Clerk I (PT)		1	1	1
<b>Total Full Time/Part Time Positions</b>		<b>2/1</b>	<b>2/1</b>	<b>2/1</b>

**\*Budget Note:** Beginning in FY16, the budget for Contractual Services will be increased by \$31,000 to allow for software used by Jury Manager.

## CLERK OF SUPERIOR COURT / 500-3000

### Program Description:

The Clerk of Superior Court serves in the capacity as Clerk of Superior Court, Juvenile Court, and as Clerk of State Courts. This is an elected person with a term of four years. The clerk's main responsibility is to serve as the recorder of all real estate transactions for Muscogee County, and to collect delinquent fines.

### Expenditures By Division

	FY14 Actual	FY15 Actual	FY16 Actual*	FY17 Adopted
500:				
Clerk of Superior				
3000 Court	\$ 2,113,663	\$ 1,981,691	\$ 1,938,629	\$ 1,932,979
<b>DIVISION TOTAL</b>	<b>\$ 2,113,663</b>	<b>\$ 1,981,691</b>	<b>\$ 1,938,629</b>	<b>\$ 1,932,979</b>
<b>% CHANGE</b>		<b>-6.24%</b>	<b>-2.17%</b>	<b>-0.29%</b>

\* Unaudited

### Expenditures By Category

	FY14 Actual	FY15 Actual	FY16 Actual*	FY17 Adopted
Personal Services	\$ 2,002,523	\$ 1,882,545	\$ 1,841,412	\$ 1,846,576
Operations	111,140	99,146	97,217	86,403
<b>OPERATING BUDGET</b>	<b>\$ 2,113,663</b>	<b>\$ 1,981,691</b>	<b>\$ 1,938,629</b>	<b>\$ 1,932,979</b>
Capital Budget	-	-	-	-
<b>DIVISION TOTAL</b>	<b>\$ 2,113,663</b>	<b>\$ 1,981,691</b>	<b>\$ 1,938,629</b>	<b>\$ 1,932,979</b>
<b>% CHANGE</b>		<b>-6.24%</b>	<b>-2.17%</b>	<b>-0.29%</b>

\* Unaudited

### Personnel Summary: Authorized Positions

	FY15 Actual	FY16 Actual	FY17 Adopted
<b>500-3000 Clerk of Superior Court FT/PT</b>	<b>35/2</b>	<b>35/2</b>	<b>35/2</b>
Clerk of Superior Court	1	1	1
Chief Deputy Clerk**	1	1	1
Assistant Chief Deputy Clerk	2	3	3
Senior Deputy Clerk**	7	7	7
Deputy Clerk II**	21	21	21
Deputy Clerk I	3	2	2
Deputy Clerk II (PT)	2	2	2
<b>Total Full Time/Part Time Positions</b>	<b>35/2</b>	<b>35/2</b>	<b>35/2</b>



## BOARD OF EQUALIZATION / 500-3310

**Program Description:**

The Board of Equalization is required by State Law to allow all property owners of Muscogee County, Georgia citizen's the opportunity to contest property tax valuations by the Tax Assessor's Office.

**Expenditures By Division**

	FY14 Actual	FY15 Actual	FY16 Actual*	FY17 Adopted
500:				
3310 Board of Equalization	\$ 67,638	\$ 68,154	\$ 80,813	\$ 86,699
<b>DIVISION TOTAL</b>	<b>\$ 67,638</b>	<b>\$ 68,154</b>	<b>\$ 80,813</b>	<b>\$ 86,699</b>
<b>% CHANGE</b>		<b>0.76%</b>	<b>18.57%</b>	<b>7.28%</b>

\* Unaudited

**Expenditures By Category**

	FY14 Actual	FY15 Actual	FY16 Actual*	FY17 Adopted
Personal Services	\$ 49,489	\$ 51,953	\$ 61,899	\$ 59,762
Operations	18,149	16,201	18,915	26,937
<b>OPERATING BUDGET</b>	<b>\$ 67,638</b>	<b>\$ 68,154</b>	<b>\$ 80,813</b>	<b>\$ 86,699</b>
Capital Budget	-	-	-	-
<b>DIVISION TOTAL</b>	<b>\$ 67,638</b>	<b>\$ 68,154</b>	<b>\$ 80,813</b>	<b>\$ 86,699</b>
<b>% CHANGE</b>		<b>0.76%</b>	<b>18.57%</b>	<b>7.28%</b>

\* Unaudited

**Personnel Summary: Authorized Positions**

	FY15 Actual	FY16 Actual	FY17 Adopted
<b>500-3310 Board of Equalization FT/PT</b>	<b>1/0</b>	<b>1/0</b>	<b>1/0</b>
BOE Administrator	1	1	1
<b>Total Full Time/Part Time Positions</b>	<b>1/0</b>	<b>1/0</b>	<b>1/0</b>



State Courts

**Mission Statement:**

To conduct a thorough, fair, vigorous and just prosecution of all misdemeanor cases bound over from Recorder’s and Municipal courts in Muscogee County.

**State Court - Judges**

**Program Description:**

The State Courts are presided over by two judges who are elected for a term of four years. The Court tries both civil and criminal cases with a jury composed of twelve persons. Criminal cases tried in this court are limited to misdemeanors and appeals from Recorder’s Court by the State Constitution.

**State Court - Solicitor**

**Program Description:**

The State Court Solicitor’s Office prosecutes all Muscogee County misdemeanor and City Ordinance violations appealed from Recorder’s Court. Investigators collect all warrants, citations, reports, documents, records, histories and evidence, including witness interviews. Recommendations for disposition and sentencing are made and cases are presented to a Judge for pleas. The Solicitor’s Office coordinates jail pleas and arraignment dockets before a State Court Judge.

The Solicitor’s Office works in tandem with a State Court Judge-appointed probation company to ensure fine payments, community service performance, jail reporting and restitution. The Solicitor’s Office originates warrants for a variety of reasons including probation violations and failure to appear for court dates.

**Expenditures By Division**

		FY14 Actual	FY15 Actual	FY16 Actual*	FY17 Adopted
510:					
1000	State Court Judges	\$ 636,911	\$ 601,509	\$ 590,073	\$ 593,275
2000	Solicitor	1,076,933	1,070,772	1,071,798	1,084,225
<b>DEPARTMENT TOTAL</b>		<b>\$ 1,713,844</b>	<b>\$ 1,672,281</b>	<b>\$ 1,661,870</b>	<b>\$ 1,677,500</b>
<b>% CHANGE</b>			<b>-2.43%</b>	<b>-0.62%</b>	<b>0.94%</b>

\* Unaudited

**Expenditures By Category**

		FY14 Actual	FY15 Actual	FY16 Actual*	FY17 Adopted
Personal Services	\$	1,649,576	\$ 1,630,067	\$ 1,614,528	\$ 1,590,859
Operations		64,269	42,214	47,342	86,641
<b>OPERATING BUDGET</b>		<b>\$ 1,713,845</b>	<b>\$ 1,672,281</b>	<b>\$ 1,661,870</b>	<b>\$ 1,677,500</b>
Capital Budget		-	-	-	-
<b>DEPARTMENT TOTAL</b>		<b>\$ 1,713,845</b>	<b>\$ 1,672,281</b>	<b>\$ 1,661,870</b>	<b>\$ 1,677,500</b>
<b>% CHANGE</b>			<b>-2.43%</b>	<b>-0.62%</b>	<b>0.94%</b>

\* Unaudited

## State Court / 510

### Personnel Summary: Authorized Positions

		FY15	FY16	FY17
		Actual	Actual	Adopted
<b>510-1000 State Court Judges</b>	<b>FT/PT</b>	<b>6/0</b>	<b>6/0</b>	<b>6/0</b>
State Court Judges		2	2	2
Court Reporter		2	2	2
Senior Deputy Clerk		2	2	2
<b>510-2000 Solicitor</b>	<b>FT/PT</b>	<b>14/0</b>	<b>14/0</b>	<b>14/0</b>
Solicitor State Court		1	1	1
Chief Assistant Solicitor General		1	1	1
Assistant Solicitor General		4	4	4
Investigator Supervisor		1	1	1
Investigator - Solicitor General		4	4	4
Court Coordinator		1	1	1
Senior Deputy Clerk*		0	0	1
Deputy Clerk II*		1	1	0
Judicial Admin Tech II		1	1	1
Deputy Clerk I (PT)		0	0	0
<b>Total Full Time/Part Time Positions</b>		<b>20/0</b>	<b>20/0</b>	<b>20/0</b>

\* In FY17, one (1) Deputy Clerk II (G12) was reclassified to Senior Deputy Clerk (G14)

### Goals, Objectives and Performance Data

<b>Goal:</b>	To accurately and efficiently prosecute cases in a timely manner.			
<b>Objective:</b>	To accurately compile cases from case initiation to arraignment within two months.			
		FY15	FY16	FY17
<b>Performance Indicators:</b>		Actual	Actual	Projected
Number of cases prosecuted.		9,700	6,600	6,600

**Budget Note:** In FY2015, the State Solicitor's Office moved one Judicial Admin Tech II position from a Grant Fund to the General Fund and moved one Deputy Clerk II position from General Fund to the same Grant Fund (Fund 0216).



Public Defender

**Mission Statement:**

To process cases through the criminal justice system as expediently as possible while providing high quality and professional representation of clients.

**Expenditures By Division**

		<b>FY14 Actual</b>	<b>FY15 Actual</b>	<b>FY16 Actual*</b>	<b>FY17 Adopted</b>
520:					
1000	Public Defender	\$ 1,200,957	\$ 1,165,006	\$ 1,398,182	\$ 1,438,714
	Muscogee County				
2000	Public Defender	213,433	212,710	218,263	244,456
<b>DEPARTMENT TOTAL</b>		<b>\$ 1,414,389</b>	<b>\$ 1,377,716</b>	<b>\$ 1,616,445</b>	<b>\$ 1,683,170</b>
<b>% CHANGE</b>			<b>-2.59%</b>	<b>17.33%</b>	<b>4.13%</b>

\* Unaudited

**Expenditures By Category**

		<b>FY14 Actual</b>	<b>FY15 Actual</b>	<b>FY16 Actual*</b>	<b>FY17 Adopted</b>
Personal Services	\$	518,727	\$ 508,814	\$ 476,431	\$ 499,076
Operations		895,662	868,903	1,062,991	1,184,094
<b>OPERATING BUDGET</b>	<b>\$</b>	<b>1,414,389</b>	<b>\$ 1,377,716</b>	<b>\$ 1,539,422</b>	<b>\$ 1,683,170</b>
Capital Budget		-	-	77,022	-
<b>DEPARTMENT TOTAL</b>	<b>\$</b>	<b>1,414,389</b>	<b>\$ 1,377,716</b>	<b>\$ 1,616,445</b>	<b>\$ 1,683,170</b>
<b>% CHANGE</b>			<b>-2.59%</b>	<b>17.33%</b>	<b>4.13%</b>

\* Unaudited

## PUBLIC DEFENDER / 520

### Personnel Summary: Authorized Positions

	FY15 Actual	FY16 Actual	FY17 Adopted
<b>520-1000 Public Defender FT/PT</b>	<b>9/1</b>	<b>9/1</b>	<b>9/1</b>
Assistant Public Defender*	1	1	1
Assistant Public Defender (PT)*	1	1	1
Investigator - Public Defender	6	6	6
Legal Administrative Clerk II	1	1	1
Legal Administrative Clerk I	1	1	1
<b>Total Full Time/Part Time Positions</b>	<b>9/1</b>	<b>9/1</b>	<b>9/1</b>

\* 1 (FT) Assistant Public Defender is in Dept 520-2000 and Funding for a (PT) Assistant Public Defender is in Dept 520-2000 also.

### Program Description:

The Office of the Public Defender, Chattahoochee Judicial Circuit, is a unit of the Georgia Public Defender Standards Council. The Public Defender represents indigent persons who have criminal cases pending in the Superior Courts of Chattahoochee, Harris, Marion, Muscogee, Talbot, and Taylor counties.

### Goals, Objectives and Performance Data

<b>Goal:</b>	The goal is to represent indigent defendants so as to assure that the judicial process treats poor people fairly and equitably and to do so in a fiscally responsible way.		
<b>Objective:</b>	The agency intends to insure that defendants who have criminal actions pending against them have capable, competent, and effective representation.		
<b>Performance Indicators:</b>			
	<b>FY15 Actual</b>	<b>FY16 Actual</b>	<b>FY17 Projected</b>
Cases Assigned	5,670		
Cases Closed	2,994		

**Budget Note:** For FY2016, Council approved Office Space Renovation for the Public Defenders Office in the amount of \$64,350 for the express purpose of supporting the Rapid Resolution Initiative.



Municipal Court

**Expenditures By Division**

		FY14 Actual	FY15 Actual	FY16 Actual*	FY17 Adopted
530:					
1000	Municipal Court Judge	\$ 389,056	\$ 372,603	\$ 363,325	\$ 367,377
2000	Clerk of Municipal Cour	773,629	770,125	703,774	744,961
3000	Marshal	1,323,055	1,235,078	1,087,671	1,073,786
<b>DEPARTMENT TOTAL</b>		<b>\$ 2,485,740</b>	<b>\$ 2,377,806</b>	<b>\$ 2,154,770</b>	<b>\$ 2,186,124</b>
<b>% CHANGE</b>			<b>-4.34%</b>	<b>-9.38%</b>	<b>1.46%</b>

\* Unaudited

**Expenditures By Category**

	FY14 Actual	FY15 Actual	FY16 Actual*	FY17 Adopted
Personal Services	\$ 2,237,679	\$ 2,171,596	\$ 2,033,631	\$ 2,052,646
Operations	248,061	206,210	121,139	133,478
<b>OPERATING BUDGET</b>	<b>\$ 2,485,740</b>	<b>\$ 2,377,806</b>	<b>\$ 2,154,770</b>	<b>\$ 2,186,124</b>
Capital Budget	-	-	-	-
<b>DEPARTMENT TOTAL</b>	<b>\$ 2,485,740</b>	<b>\$ 2,377,806</b>	<b>\$ 2,154,770</b>	<b>\$ 2,186,124</b>
<b>% CHANGE</b>		<b>-4.34%</b>	<b>-9.38%</b>	<b>1.46%</b>

\* Unaudited

## MUNICIPAL COURT / 530

### Personnel Summary: Authorized Positions

	FY15 Actual	FY16 Actual	FY17 Adopted
<b>530-1000 Municipal Court Judge FT/PT</b>	<b>5/1</b>	<b>5/1</b>	<b>5/1</b>
Municipal Court Judge	1	1	1
Court Coordinator	1	1	1
Senior Deputy Clerk	1	1	1
Deputy Clerk II	2	2	2
Associate Judge (Supplement)	1	1	1
<b>530-2000 Clerk of Municipal Court FT/PT</b>	<b>14/0</b>	<b>14/0</b>	<b>14/0</b>
Clerk of Municipal Court	1	1	1
Court Coordinator I	1	1	1
Deputy Clerk II	10	10	10
Deputy Clerk I	1	1	1
Administrative Assistant	1	1	1
<b>530-3000 Marshal FT/PT</b>	<b>17/7</b>	<b>15/7</b>	<b>15/7</b>
Municipal Court Marshal	1	1	1
Chief Deputy Marshal	1	1	1
Deputy Marshal Captain	2	2	2
Deputy Marshal Lieutenant	1	1	1
Deputy Marshal Sergeant	2	2	2
Deputy Marshal	6	4	4
Deputy Marshal Corporal	2	2	2
Administrative Assistant	1	1	1
Communication Technician III	1	1	1
Reserve Deputy Bailiff*	7	7	7
<b>Total Full Time/Part Time Positions</b>	<b>36/8</b>	<b>34/7</b>	<b>34/7</b>

**Budget Note:** For FY2016, Council approved to decrease Muscogee County Marshal Office funding by the equivalent of Three (3) PS14 Positions. Although funding was decreased, only 2 General Fund positions were deleted per budget ordinance 15-24.

*\*The number of Reserve Bailiff Positions varies*

### Municipal Court Judge

#### Program Description:

The Magistrate Court of Muscogee County has jurisdiction of civil claims where exclusive jurisdiction is not vested in superior court. Magistrate court is confined in most cases to a monetary limit of \$15,000. The court handles the issuance of summons, trial of issues, and issuance of writs and judgement's in dispossessory proceedings and distress warrants. This court also handles: garnishments, abandoned vehicles and interrogatories. The Magistrate court provides for the filing of answers, counterclaims, and other pleadings, directly related to Magistrate Court cases. The court handles all of its scheduling if hearings in conjunction with those hearings set for Municipal Court.

#### Goals, Objectives and Performance Data

<b>Goal:</b>	To reduce the length of time it takes to have a hearing on individual cases. Currently, once		
<b>Objective:</b>	To have hearings on cases that have answers filed in a timely manner. Legislation instructs		
	FY15 Actual	FY16 Actual	FY17 Projected
<b>Performance Indicators:</b>			
Number of cases that went to trial.	590	595	600

## MUNICIPAL COURT / 530

### Clerk

#### **Program Description:**

The voters of Muscogee County elect the Clerk of Municipal Court to a four-year term. Municipal Court has jurisdiction of civil cases when the amount does not exceed \$15,000 including suits for damages, breach of contract, and garnishments and writs of possession up to \$15,000. In addition, all dispossessory proceedings, attachment levies, foreclosure liens and distress warrants are handled in Municipal Court. The Clerk of Municipal Court must record and maintain minutes and pleadings; collect and disburse court monies and costs to litigants. Warrants are also issued for bad checks, peace, criminal charges and good behavior.

### Marshal

#### **Program Description:**

The Marshal's Department enforces the orders, writs and precepts of the Municipal Court. The department has original jurisdiction to enforce all orders and directives of the Municipal and Magistrate Courts.

#### **Goals, Objectives and Performance Data**

<b>Goal:</b>	To increase the service and quality of all processes of Municipal Court and provide superior		
<b>Objective:</b>	To ensure all civil papers are served in a timely manner and deputies are providing law		
<b>Performance Indicators:</b>	<b>FY15 Actual</b>	<b>FY16 Actual</b>	<b>FY17 Projected</b>
Number of Civil Papers Served	20,424	21,384	22,000
Number of Evictions completed	5,111	5,100	5,350
Schedules and Monies taken in	\$66,134	\$60,500	\$65,000





Probate Court

**Program Description:**

The Judge of Probate is elected to a four-year term. Legal issues regarding the probate of wills; administration of estates; marriage licenses; mental health statutes; and guardians for minors are handled by this court.

**Expenditures By Division**

		<b>FY14 Actual</b>	<b>FY15 Actual</b>	<b>FY16 Actual*</b>	<b>FY17 Adopted</b>
540:					
1000	Judge of Probate	\$ 433,548	\$ 445,494	\$ 436,998	\$ 433,264
<b>DEPARTMENT TOTAL</b>		<b>\$ 433,548</b>	<b>\$ 445,494</b>	<b>\$ 436,998</b>	<b>\$ 433,264</b>
<b>% CHANGE</b>			<b>2.76%</b>	<b>-1.91%</b>	<b>-0.85%</b>

\* Unaudited

**Expenditures By Category**

		<b>FY14 Actual</b>	<b>FY15 Actual</b>	<b>FY16 Actual*</b>	<b>FY17 Adopted</b>
Personal Services	\$ 387,271	\$ 401,641	\$ 390,181	\$ 386,824	
Operations	46,277	43,853	46,818	46,440	
<b>OPERATING BUDGET</b>	<b>\$ 433,548</b>	<b>\$ 445,494</b>	<b>\$ 436,998</b>	<b>\$ 433,264</b>	
Capital Budget	-	-	-	-	
<b>DEPARTMENT TOTAL</b>	<b>\$ 433,548</b>	<b>\$ 445,494</b>	<b>\$ 436,998</b>	<b>\$ 433,264</b>	
<b>% CHANGE</b>			<b>2.76%</b>	<b>-1.91%</b>	<b>-0.85%</b>

\* Unaudited

**PROBATE COURT / 540**

**Personnel Summary: Authorized Positions**

		<b>FY15 Actual</b>	<b>FY16 Actual</b>	<b>FY17 Adopted</b>
<b>540-1000 Probate Court</b>	<b>FT/PT</b>	<b>6/0</b>	<b>6/0</b>	<b>6/0</b>
Probate Judge		1	1	1
Probate Law Clerk		0	0	0
Law Clerk/Fiduciary Compliance Officer		1	1	1
Deputy Clerk		1	1	1
Deputy Clerk II		3	3	3
<b>Total Full Time/Part Time Positions</b>		<b>6/0</b>	<b>6/0</b>	<b>6/0</b>

**Goals, Objectives and Performance Data**

<b>Goal:</b>	To timely process all petitions and applications in a consistent manner as required by law.			
<b>Objective:</b>	To conduct all Court matters courteously, efficiently and in full accordance with the applicable law, equally and without bias.			
		<b>FY15 Actual</b>	<b>FY16 Actual</b>	<b>FY17 Projected</b>
<b>Performance Indicators:</b>				
Number of petitions filed		973	987	1,000
Marriage licenses issued		2,002	2,013	2,000
Pistol licenses issued		2,706	2,684	2,700



**Mission Statement:**

We, the members of the Muscooee County Sheriff's Office, are dedicated to safeguarding the lives and property of our community through fair and impartial treatment of all citizens. We strive to protect the community and to operate the Muscooee County Jail within the boundaries of the State and U.S. Constitutions while providing safe, humane and secure environment for both the staff and inmates. We are committed to effectively serving the Judiciary needs of all the Courts within our jurisdiction. We seek to strengthen our partnerships with all facets of our community and will fulfill our duties by adapting to the changing needs of our citizens and by adhering to the highest standards of integrity, ethics and professionalism when performing our duties as employees of Muscooee County Sheriff's Office.

**Expenditures By Division**

		<b>FY14 Actual</b>	<b>FY15 Actual</b>	<b>FY16 Actual*</b>	<b>FY17 Adopted</b>
550:					
1000	Administration	\$ 2,415,904	\$ 2,275,080	\$ 2,201,838	\$ 2,187,008
2100	Operations	4,159,480	4,162,233	4,146,457	3,728,922
2300	Training	-	-	-	-
2400	Motor Transport	377,020	298,226	267,092	255,000
2500	Recorders Court	110,991	110,493	109,371	108,425
2600	Detention	15,345,264	14,944,393	14,502,820	14,168,961
2650	Medical	4,286,456	4,199,606	4,356,078	4,283,650
<b>DEPARTMENT TOTAL</b>		<b>\$ 26,695,115</b>	<b>\$ 25,990,031</b>	<b>\$ 25,583,656</b>	<b>\$ 24,731,966</b>
<b>% CHANGE</b>			<b>-2.64%</b>	<b>-1.56%</b>	<b>-3.33%</b>

\* Unaudited

**Expenditures By Category**

		<b>FY14 Actual</b>	<b>FY15 Actual</b>	<b>FY16 Actual*</b>	<b>FY17 Adopted</b>
Personal Services	\$	19,781,032	\$ 18,903,781	\$ 18,445,906	\$ 17,772,606
Operations		6,836,736	7,086,250	7,137,750	6,959,360
<b>OPERATING BUDGET</b>	<b>\$</b>	<b>26,617,769</b>	<b>\$ 25,990,031</b>	<b>\$ 25,583,656</b>	<b>\$ 24,731,966</b>
Capital Budget		77,346	-	-	-
<b>DEPARTMENT TOTAL</b>	<b>\$</b>	<b>26,695,115</b>	<b>\$ 25,990,031</b>	<b>\$ 25,583,656</b>	<b>\$ 24,731,966</b>
<b>% CHANGE</b>			<b>-2.64%</b>	<b>-1.56%</b>	<b>-3.33%</b>

\* Unaudited

## SHERIFF / 550

### Personnel Summary: Authorized Positions

		FY15	FY16	FY17
		Actual	Actual	Adopted
<b>550-1000 Administration</b>	<b>FT/PT</b>	<b>36/2</b>	<b>35/2</b>	<b>35/2</b>
Sheriff		1	1	1
Chief Deputy Sheriff		1	1	1
Major		2	2	2
Captain		1	1	1
Lieutenant		3	2	2
Sergeant		4	4	4
Deputy Sheriff Technician		5	5	5
Deputy Sheriff		5	5	5
Deputy Sheriff Field Training Officer		2	2	2
Judicial Administrative Technician II		3	3	3
Investigator		1	1	1
Administrative Secretary		3	3	3
Administrative Clerk II		1	1	1
Administrative Clerk I		1	1	1
Accounting Technician		1	1	1
Administrative Coordinator		1	1	1
Criminal Record Technician		1	1	1
Administrative Secretary (PT)		2	2	2
<b>550-2100 Operations</b>	<b>FT/PT/Temp</b>	<b>55/0/86</b>	<b>56/0/86</b>	<b>56/0/86</b>
Major		1	1	1
Captain		0	0	0
Lieutenant		5	6	6
Sergeant		7	7	7
Deputy Sheriff		19	19	19
Investigator		7	7	7
Identification Technician		0	0	0
Communication Technician III		3	3	3
Security Guards		2	2	2
Administrative Coordinator		1	1	1
Deputy Sheriff Technician		7	7	7
Deputy Sheriff Field Training Officer		2	2	2
Accounting Clerk		1	1	1
Reserve Deputy		41	41	41
Bailiffs		45	45	45
<b>550-2500 Recorders Court</b>	<b>FT/PT</b>	<b>1/0</b>	<b>1/0</b>	<b>1/0</b>
Jail Commander		1	1	1

**SHERIFF / 550**

**Personnel Summary: Authorized Positions**

		<b>FY15</b>	<b>FY16</b>	<b>FY17</b>
		<b>Actual</b>	<b>Actual</b>	<b>Adopted</b>
<b>550-2600 Detention</b>	<b>FT/PT</b>	<b>235/0</b>	<b>235/0</b>	<b>235/0</b>
Jail Commander		1	1	1
Captain		2	2	2
Lieutenant		6	6	6
Sergeant		20	20	20
Deputy Sheriff		109	109	109
Deputy Sheriff Field Training Officers		7	7	7
Deputy Sheriff Technician		1	1	1
Sheriff Correctional Officer		74	74	74
Criminal Records Technician		5	5	5
Identification Technician		8	8	8
Administrative Clerk II		0	0	0
Accounting Clerk		1	1	1
Sheriff Human Resources Technician		1	1	1
<b>550-2650 Medical (Contracted out in FY14)</b>		<b>0/0</b>	<b>0/0</b>	<b>0/0</b>
Health Service Administrator		0	0	0
Registered Nurse		0	0	0
Clinic Manager		0	0	0
Licensed Practical Nurse		0	0	0
Medical Technician		0	0	0
Medical Records Clerk		0	0	0
Registered Nurse (Temporary)		0	0	0
Licensed Practical Nurse (Temporary)		0	0	0
Medical Records Clerk (Temporary)		0	0	0
Medical Technician (Temporary)		0	0	0
<b>Total Full Time/Part Time/Temporary Positions</b>		<b>327/2/86</b>	<b>327/2/86</b>	<b>327/2/86</b>

# SHERIFF / 550

## Administration

### Program Description:

The Administrative Bureau provides Administrative support to the various divisions within the Sheriff's Office. This division performs numerous tasks on a daily basis in order to provide this support. We seek to strengthen our partnership and relationship in all aspects of our community and fulfill our duties by adapting to changing needs of our community and by adhering to the highest standards of Integrity, ethics and professionalism when in the performance of our duties as Deputy Sheriff's of Muscogee County.

### Goals, Objectives and Performance Data

<b>Goal:</b>	To concentrate on good customer service and enter civil papers promptly and efficiently.		
<b>Objective:</b>	To be good stewards of taxpayer dollars and being committed to quality service through planning, organizing, communication and delivery while reflecting positively on the Sheriff's Office. To complete 100 percent of civil documents.		
<b>Performance Indicators:</b>	<b>FY15 Actual</b>	<b>FY16 Actual</b>	<b>FY17 Projected</b>
Number of civil documents processed	71,105	52,500	54,075

### Goals, Objectives and Performance Data

<b>Goal:</b>	To promptly, efficiently and politely answer all calls received by the Sheriff's Office.		
<b>Objective:</b>	To process 100 percent of the phone calls received.		
<b>Performance Indicators:</b>	<b>FY15 Actual</b>	<b>FY16 Actual</b>	<b>FY17 Projected</b>
Number of phone calls received	41,528	22,000	22,660

### Budget Notes:

The Administrative Clerk I full time position is utilized as two Administrative Clerk I part time positions.

**SHERIFF / 550**

**Operations**

**Program Description:**

The Operations Bureau of the Muscogee County Sheriff's Office is responsible for the following: Patrol Services, Courts Services, Investigative/Felony Apprehension Services (internal and external), Civil Processes, Misdemeanor warrant apprehension and services, Canine services, Sex Offenders registration and verification, Special Events, Special Response Teams, out of town transports, and Mobile Command Deployment.

**Goals, Objectives and Performance Data**

<b>Goal:</b>	To provide continuous patrol services for the citizens and government of Muscogee County, Georgia, and to ensure vital support to all Divisions and Bureau's of the Muscogee County Sheriff's Office. Render these services by adhering to the highest standards of professionalism and integrity that meets the expectations of all our customers.		
<b>Objective:</b>	Timely response to all calls for services. Every Deputy having the ability, training, skill, and resources to perform the appropriate law enforcement response and meet the demand of service required for resolution.		
<b>Performance Indicators:</b>	<b>FY15 Actual</b>	<b>FY16 Actual</b>	<b>FY17 Projected</b>
Number of misdemeanor criminal warrants checked	8,991	7,100	7,313

**Goals, Objectives and Performance Data**

<b>Goal:</b>	Protect and serve all Courts that operate judicially within Muscogee County.		
<b>Objective:</b>	Provide protection for judges, attorneys, court staff, jurors, citizens, and prisoners. Ensure courtrooms are monitored and well maintained. Maintain order and enforce court directives that ensure the courts can function judicially prudent lending to operational efficiency and preserving the integrity and legal methods of Judicial System.		
<b>Performance Indicators:</b>	<b>FY15 Actual</b>	<b>FY16 Actual</b>	<b>FY17 Projected</b>
Court Cases attended	1,484	1,400	1,442

**SHERIFF / 550**

**Motor Transport**

**Program Description:**

The main function of the Motor Transport division is to ensure that all departmental vehicles are in proper operating condition and meet prescribed safety standards. Motor transport is responsible for monitoring vehicle activity and scheduling preventative maintenance and needed repairs.

**Detention**

**Program Description:**

The Muscogee County Detention Center is a housing facility for pretrial state, local, federal, and sentenced misdemeanants/city ordinance inmates. In addition, the Detention Center on average holds 100-150 state inmates.

**Goals, Objectives and Performance Data**

<b>Goal:</b>	To provide a safe and secure environment for our staff and inmates.		
<b>Objective:</b>	Proactive supervision and quality control of processes.		
<b>Performance Indicators:</b>	<b>FY15 Actual</b>	<b>FY16 Actual</b>	<b>FY17 Projected</b>
Increased participation in inmate programs	349	597	615

**Medical**

**Program Description:**

The Medical Bureau provides medical/dental and mental health care to all inmates of the Muscogee County Jail and Muscogee County Prison.

**Budget Notes:**

Medical Services were placed under management by a contractor beginning in FY14.





**Tax Commissioner**

**Mission Statement:**

To provide tag and tax services that are accessible and responsive to the needs of the citizens of Muscogee County through innovation, technology, and a professional workforce.

**Expenditures By Division**

	<b>FY14 Actual</b>	<b>FY15 Actual</b>	<b>FY16 Actual*</b>	<b>FY17 Adopted</b>
560:				
1000 Tax Commissioner	\$ 1,658,685	\$ 1,590,196	\$ 1,594,902	\$ 1,604,376
<b>DEPARTMENT TOTAL</b>	<b>\$ 1,658,685</b>	<b>\$ 1,590,196</b>	<b>\$ 1,594,902</b>	<b>\$ 1,604,376</b>
<b>% CHANGE</b>		<b>-4.13%</b>	<b>0.30%</b>	<b>0.59%</b>

\* Unaudited

**Expenditures By Category**

	<b>FY14 Actual</b>	<b>FY15 Actual</b>	<b>FY16 Actual*</b>	<b>FY17 Adopted</b>
Personal Services	\$ 1,463,563	\$ 1,407,147	\$ 1,381,070	\$ 1,407,531
Operations	195,123	171,836	188,832	196,845
<b>OPERATING BUDGET</b>	<b>\$ 1,658,685</b>	<b>\$ 1,578,983</b>	<b>\$ 1,569,902</b>	<b>\$ 1,604,376</b>
Capital Budget	-	11,213	25,000	-
<b>DEPARTMENT TOTAL</b>	<b>\$ 1,658,685</b>	<b>\$ 1,590,196</b>	<b>\$ 1,594,902</b>	<b>\$ 1,604,376</b>
<b>% CHANGE</b>		<b>-4.13%</b>	<b>0.30%</b>	<b>0.59%</b>

\* Unaudited

## TAX COMMISSIONER / 560

### Personnel Summary: Authorized Positions

		FY15 Actual	FY16 Actual	FY17 Adopted
<b>560-1000 Tax Commissioner</b>	<b>FT/PT</b>	<b>28/2</b>	<b>28/2</b>	<b>28/2</b>
Tax Commissioner		1	1	1
Chief Deputy Tax Commissioner		1	1	1
Deputy Tax Commissioner		3	3	3
Administrative Technician		1	1	1
Tax Specialist		2	2	2
Accounting Operations Administrator		1	1	1
Tax Clerk II		7	7	7
Tax Clerk I		12	12	12
Support Clerk		0	0	0
Support Clerk (PT)		2	2	2
<b>Total Full Time/Part Time Positions</b>		<b>28/2</b>	<b>28/2</b>	<b>28/2</b>

### Program Description:

The Tax Commissioner's primary job is to collect ad valorem taxes due by the residents of Muscogee County for the State of Georgia, Columbus Consolidated Government and Muscogee County School District. The Tax Commissioner is responsible for the receiving of tax returns and homestead exemption application and the certification of the real and personal property digest to the State of Georgia, Department of Revenue, and Property Tax Division. Intangible taxes are also the responsibility of this office.

### Goals, Objectives and Performance Data

<b>Goal:</b>	To provide courteous, prompt, efficient service to citizens and government in the collection and remission of revenue. (property taxes, mv registration, fees & penalties, etc).
<b>Objective:</b>	Implement new motor vehicle and property tax laws.
<b>Objective:</b>	Obtain 99% property tax collection rate.
<b>Objective:</b>	Implement motor vehicle internet registration renewal.
<b>Objective:</b>	Improve property tax billing and collection technology.
<b>Performance Indicators:</b>	
Motor Vehicle Services	FY15 Actual      FY16 Actual      FY17 Projected
Title Transactions	262,525      25,738      26,500
Property Tax Billing	61,588      62,037      65,000
Telephone Calls	154,253      154,342      160,000
	145,000      146,000      150,000



**Coroner**

**Mission Statement:**

The Coroner’s office exists to serve the residents and visitors of Muscogee County by conducting thorough medico legal death investigations. The Coroner’s Office will remain diligent in our effort to seek the truth, establish accurate conclusions, produce prompt reports and function with integrity and compassion in all aspects of our specialized professional expertise and dedicate ourselves to continuous progress towards excellence.

**Expenditures By Division**

	<b>FY14 Actual</b>	<b>FY15 Actual</b>	<b>FY16 Actual*</b>	<b>FY17 Adopted</b>
570:				
1000 Office of the Coroner	\$ 308,176	\$ 288,308	\$ 282,545	\$ 289,164
<b>DEPARTMENT TOTAL</b>	<b>\$ 308,176</b>	<b>\$ 288,308</b>	<b>\$ 282,545</b>	<b>\$ 289,164</b>
<b>% CHANGE</b>		<b>-6.45%</b>	<b>-2.00%</b>	<b>2.34%</b>

\* Unaudited

**Expenditures By Category**

	<b>FY14 Actual</b>	<b>FY15 Actual</b>	<b>FY16 Actual*</b>	<b>FY17 Adopted</b>
Personal Services	\$ 275,902	\$ 259,040	\$ 259,328	\$ 266,550
Operations	32,274	29,268	23,217	22,614
<b>OPERATING BUDGET</b>	<b>\$ 308,176</b>	<b>\$ 288,308</b>	<b>\$ 282,545</b>	<b>\$ 289,164</b>
Capital Budget	-	-	-	-
<b>DEPARTMENT TOTAL</b>	<b>\$ 308,176</b>	<b>\$ 288,308</b>	<b>\$ 282,545</b>	<b>\$ 289,164</b>
<b>% CHANGE</b>		<b>-6.45%</b>	<b>-2.00%</b>	<b>2.34%</b>

\* Unaudited

## CORONER / 570

### Personnel Summary: Authorized Positions

		FY15 Actual	FY16 Actual	FY17 Adopted
<b>570-1000 Coroner</b>	<b>FT/Temp</b>	<b>4/1</b>	<b>4/1</b>	<b>4/1</b>
Coroner		1	1	1
Deputy Coroner		2	2	2
Administrative Assistant		1	1	1
Driver (Temporary)		1	1	1
<b>Total Full Time/Temporary Positions</b>		<b>4/1</b>	<b>4/1</b>	<b>4/1</b>

### Program Description:

The Coroner is elected for a four-year term and is charged with the responsibility of investigating deaths from unknown or violent causes, and deaths that occur while unattended by a physician. The Coroner is also charged with holding inquests, assisting law enforcement agencies with investigations, locating, advising, and counseling with families of the deceased, maintaining an up-to-date and complete record system on each case, and the responsibility of transporting bodies to the Medical Examiner's Lab in Atlanta for autopsy.

### Goals, Objectives and Performance Data

<b>Goal:</b>	To provide highest level of training and working conditions possible for investigators for safety and efficiency.		
<b>Objective:</b>	Assure investigators attend classes in their area of expertise.		
	<b>FY15 Actual</b>	<b>FY16 Actual</b>	<b>FY17 Projected</b>
<b>Performance Indicators:</b>			
Percentage of Completion	97%	97%	97%

<b>Goal:</b>	To properly conduct body transport to maintain a high standard in establishing accurate conclusion of time of death, cause of death, and other applicable factors.		
<b>Objective:</b>	To maintain a low level of incidents during body transports.		
	<b>FY15 Actual</b>	<b>FY16 Actual</b>	<b>FY17 Projected</b>
<b>Performance Indicators:</b>			
Percentage of transports without incident	100%	100%	100%



**Mission Statement:**

Recorders Court hears traffic, criminal and city ordinance cases made by the Columbus Police Department, Special Enforcement, Airport Police, Housing Authority, Metro Narcotic Task Force, Fire Department and the Georgia State Patrol. The court’s functional responsibility is to set bail, issue warrants, collect fines/bonds, hear and determine if probable cause exists for Superior/State Court offenses, and adjudicate City Ordinances and certain state offenses. The Treasury Division collects all fines/bonds and other monies directed by the Courts.

**Expenditures By Division**

	FY14 Actual	FY15 Actual	FY16 Actual*	FY17 Adopted
580:				
1000 Recorder's Court	935,231	903,463	863,846	873,798
<b>DEPARTMENT TOTAL</b>	<b>\$ 935,231</b>	<b>\$ 903,463</b>	<b>\$ 863,846</b>	<b>\$ 873,798</b>
<b>% CHANGE</b>		<b>-3.40%</b>	<b>-4.38%</b>	<b>1.15%</b>

\* Unaudited

**Expenditures By Category**

	FY14 Actual	FY15 Actual	FY16 Actual*	FY17 Adopted
Personal Services	\$ 752,373	\$ 725,671	\$ 703,382	\$ 699,633
Operations	182,858	177,792	160,465	174,165
<b>OPERATING BUDGET</b>	<b>\$ 935,231</b>	<b>\$ 903,463</b>	<b>\$ 863,846</b>	<b>\$ 873,798</b>
Capital Budget	-	-	-	-
<b>DEPARTMENT TOTAL</b>	<b>\$ 935,231</b>	<b>\$ 903,463</b>	<b>\$ 863,846</b>	<b>\$ 873,798</b>
<b>% CHANGE</b>		<b>-3.40%</b>	<b>-4.38%</b>	<b>1.15%</b>

\* Unaudited

## RECORDER'S COURT / 580

### Personnel Summary: Authorized Positions

	FY15 Actual	FY16 Actual	FY17 Adopted
<b>580-1000 Recorder's Court FT/PT</b>	<b>15/2</b>	<b>15/2</b>	<b>15/2</b>
Recorder's Court Judge Pro Tem	2	2	2
Court Coordinator	1	1	1
Judicial Administration Technician III	1	1	1
Judicial Administration Technician II	7	7	7
Judicial Administration Technician I	2	2	2
Accounting Clerk	2	2	2
Recorder's Court Judge Pro Tem (PT)	2	2	2
<b>Total Full Time/Part Time Positions</b>	<b>15/2</b>	<b>15/2</b>	<b>15/2</b>

### Recorder's Court

#### Program Description:

Recorder's Court hears traffic, criminal and city ordinance cases made by the Columbus Police Department, Special Enforcement, Airport Police, Housing Authority, Metro Narcotic Task Force, Fire Department and the Georgia State Patrol. The court's functional responsibility is to set bail, issue warrants, collect fines/bonds, hear and determine if probable cause exists for Superior/State Court offenses, and adjudicate City Ordinances and certain state offenses. The Treasury Division collects all fines/bonds and other monies directed by the Courts.



## Non-Departmental

### Expenditures By Division

		FY14 Actual	FY15 Actual	FY16 Actual*	FY17 Adopted
590:					
1000	Agency Appropriations	\$ 1,567,476	\$ 1,344,047	\$ 1,297,637	\$ 1,275,759
2000	Contingency	163,241	114,174	95,586	1,186,312
3000	Non-Categorical	10,241,534	10,151,502	10,559,575	7,673,493
4000	Inter-Fund Transfer	3,277,767	1,497,394	1,555,244	1,200,000
6500	Port Columbus Naval Museum	231,011	196,951	-	-
<b>DEPARTMENT TOTAL</b>		<b>\$ 15,481,029</b>	<b>\$ 13,304,067</b>	<b>\$ 13,508,042</b>	<b>\$ 11,335,564</b>
<b>% CHANGE</b>			<b>-14.06%</b>	<b>1.53%</b>	<b>-16.08%</b>

\* Unaudited

### Expenditures By Category

		FY14 Actual	FY15 Actual	FY16 Actual*	FY17 Adopted
Personal Services	\$	283,423	\$ 251,016	\$ -	\$ 961,312
Operations		15,197,606	13,053,051	\$ 12,696,850	10,374,252
<b>OPERATING BUDGET</b>	<b>\$</b>	<b>15,481,029</b>	<b>\$ 13,304,067</b>	<b>\$ 12,696,850</b>	<b>\$ 11,335,564</b>
Capital Budget		-	-	811,193	-
<b>DEPARTMENT TOTAL</b>	<b>\$</b>	<b>15,481,029</b>	<b>\$ 13,304,067</b>	<b>\$ 13,508,042</b>	<b>\$ 11,335,564</b>
<b>% CHANGE</b>			<b>-14.06%</b>	<b>1.53%</b>	<b>-16.08%</b>

\* Unaudited

## NON-DEPARTMENTAL / 590

### Agency Appropriations

#### **Program Description:**

The Consolidated Government provides funds to agencies that provide services to the community. The chart below shows the agency appropriations for each organization.

#### **Agency Appropriations:**

<b>Agency</b>	<b>FY16 Appropriation</b>	<b>FY17 Adopted</b>
Health Department Services	\$502,012	\$502,012
Health Department Rent	318,595	321,428
Department of Family & Children Services	41,500	41,500
Airport Commission	40,000	40,000
River Valley Development Planning Commission	202,824	200,887
New Horizons Community Service Board	144,932	144,932
Uptown Columbus	44,988	25,000
<b>TOTAL</b>	<b>\$ 1,294,851</b>	<b>\$ 1,275,759</b>

### Contingency

#### **Program Description:**

The Contingency Fund is an amount established in each annual budget to finance unusual items, which cannot be anticipated in the budget preparation. As these items occur during the year, transferring the required funds to the appropriate account reduces the contingency.

### Non-Categorical

#### **Program Description:**

Appropriations and expenditures, which pertain solely to a specific department, are budgeted by that department. However, there are certain expenditures, which are not applicable to a specific department, and the non-categorical section has been established for recording these appropriations and expenditures.

<b>Project Description</b>	<b>FY17 Adopted</b>
Street Lighting Energy	\$3,475,240
Workers Compensation	\$3,034,836
Uninsured Losses	\$228,417
Peace Officer's Annuity	\$840,000
Litigation and Court Costs	\$0
All Other Non-Categorical Expenditures	\$95,000
	<b>\$7,673,493</b>

Capital Outlay: \$50,000 has been budgeted as a contingency reserve in this department.



**NON-DEPARTMENTAL / 590**

**Inter-Fund Transfers**

**Program Description:**

This activity accounts for operating transfers from the General Fund to other funds. Transfers are made to provide required matching funds for federal and/or state grants. Also, this activity accounts for resources transferred to other funds where actual costs are recorded with funding assistance from the General Fund, such as the Civic Center and Golf Courses. Finally, this activity accounts for transfers of funds allocated to the Capital Improvement Program.

<b>Project Description</b>	<b>FY17 Adopted</b>
Transfer to Multi Governmental Fund	\$ 300,000
Transfer to Medical Center Fund	\$ 600,000
Transfer to Civic Center	\$ -
Transfer to Oxbow Creek Golf Course	\$ 250,000
Transfer to Parking Management Fund	\$ -
Transfer to Bull Creek Golf Course	\$ 50,000
	<b>\$ 1,200,000</b>

**Port Columbus Naval Museum**

**Program Description:**

The Port Columbus-Civil War Naval Center is a nationally recognized tourism and educational facility dedicated to the collection, preservation, study and interpretation of the Confederate States Navy in general and specifically, the salvaged Confederate warships "Jackson" and "Chattahoochee". The Naval Center is one of the premiere tourist attractions in Columbus receiving more than 20,000 visitors annually.

# 2009 Other Local Option Sales Tax (LOST) FUND

**The Other Local Option Sales Tax Fund is an operating fund of the government that accounts for all financial resources related to the other Local Option Sales Tax implemented in 2009.**

## LOST FUND / 0102 - CRIME PREVENTION

### Mission Statement:

The purpose of the Crime Prevention and Intervention Program is to identify and recommend long-term initiatives that will assist in preventing crime in Columbus, Georgia. It is much more cost efficient in the long run to prevent crime than for the public to bear the costs of incarceration. There will be five areas of emphasis that the program will focus on including Recreation, Education, Drug and Alcohol Prevention and Intervention, Employment and Jobs, and Community Policing.

### Expenditures By Division

		FY14 Actual	FY15 Actual	FY16 Actual*	FY17 Adopted
110:					
9900	Office of the Crime Prevention**	\$ 86,309	\$ 84,110	\$ 84,262	\$ 837,967
9903	Crime Prevention Programs	\$ 643,797	\$ 447,000	\$ 583,907	\$ -
9904	Crime Prev- D.A.R.E. to be GREAT	\$ 85,038	\$ 62,426	\$ 54,932	\$ -
9905	Juvenile Drug Court	\$ 30,404	\$ 23,670	\$ 31,125	\$ -
9906	Boxwood Recreation Center	\$ 13,510	\$ 59,440	\$ 77,089	\$ -
9907	Copper Theft Task Force	\$ -	\$ -	\$ -	\$ -
9908	Adult Drug Court	\$ 24,676	\$ 53,055	\$ 57,868	\$ -
9909	Jr. Marshal Program	\$ 20,428	\$ 21,970	\$ 28,673	\$ -
9910	Mental Health Court	\$ 4,624	\$ 6,277	\$ -	\$ -
9911	Office of Dispute Resolution	\$ -	\$ -	\$ 17,520	\$ -
<b>DEPARTMENT TOTAL</b>		<b>\$ 908,785</b>	<b>\$ 757,948</b>	<b>\$ 935,375</b>	<b>\$ 837,967</b>
<b>% CHANGE</b>			<b>-16.60%</b>	<b>23.41%</b>	<b>-10.41%</b>

\* Unaudited

\*\* During the course of the Fiscal Year, the Office of Crime Prevention allocates funding to specified Crime Prevention Programs from its total appropriation.

**LOST FUND / 0102 - CRIME PREVENTION**

**Expenditures By Category**

	<b>FY14 Actual</b>	<b>FY15 Actual</b>	<b>FY16 Actual*</b>	<b>FY17 Adopted</b>
Personal Services	\$ 123,007	\$ 181,302	\$ 212,317	\$ 78,267
Operations	785,710	568,192	721,091	759,700
<b>OPERATING BUDGET</b>	<b>\$ 908,717</b>	<b>\$ 749,494</b>	<b>\$ 933,408</b>	<b>\$ 837,967</b>
Capital Budget	68	8,454	1,967	-
<b>DEPARTMENT TOTAL</b>	<b>\$ 908,785</b>	<b>\$ 757,948</b>	<b>\$ 935,375</b>	<b>\$ 837,967</b>
<b>% CHANGE</b>		<b>-16.60%</b>	<b>23.41%</b>	<b>-10.41%</b>

\* Unaudited

**Personnel Summary: Authorized Positions**

	<b>FY15 Actual</b>	<b>FY16 Actual</b>	<b>FY17 Adopted</b>
<b>110-9900 Office of Crime Prevention FT/PT</b>	<b>1</b>	<b>1</b>	<b>1</b>
Crime Prevention Director - LOST Funded	1	1	1
<b>Total Full Time/Part Time Positions</b>	<b>1</b>	<b>1</b>	<b>1</b>

**LOST FUND / 0102 - CIVIC CENTER**

**Mission Statement:**

To provide events with quality professional services, while progressively managing clean, safe, well maintained and self-supporting facilities.

**Expenditures By Division**

	<b>FY14 Actual</b>	<b>FY15 Actual</b>	<b>FY16 Actual*</b>	<b>FY17 Adopted</b>
160:				
9900 Civic Center	\$ 4,084	\$ -	\$ -	\$ -
<b>DEPARTMENT TOTAL</b>	<b>\$ 4,084</b>	<b>\$ -</b>	<b>\$ -</b>	<b>\$ -</b>
<b>% CHANGE</b>		<b>-100.00%</b>	<b>N/A</b>	<b>N/A</b>

\* Unaudited

**Expenditures By Category**

	<b>FY14 Actual</b>	<b>FY15 Actual</b>	<b>FY16 Actual*</b>	<b>FY17 Adopted</b>
Personal Services	\$ 4,084	\$ -	\$ -	\$ -
Operations	-	-	-	-
<b>OPERATING BUDGET</b>	<b>\$ 4,084</b>	<b>\$ -</b>	<b>\$ -</b>	<b>\$ -</b>
Capital Budget	-	-	-	-
<b>DEPARTMENT TOTAL</b>	<b>\$ 4,084</b>	<b>\$ -</b>	<b>\$ -</b>	<b>\$ -</b>
<b>% CHANGE</b>		<b>-100.00%</b>	<b>N/A</b>	<b>N/A</b>

\* Unaudited

## LOST FUND / 0102 - PUBLIC WORKS

### Mission Statement:

The Department of Public Works strives to serve the community by providing street and road maintenance, storm drainage, environmental enforcement, urban forest maintenance, waste disposal and maintenance of city owned properties in a safe and efficient manner, which is sensitive to the environment. The department is committed to doing its part to enhance the high quality of life for the current and future generations.

### Expenditures By Division

	FY14 Actual	FY15 Actual	FY16 Actual*	FY17 Adopted
260:				
9900 Public Works	\$ 124,257	\$ 121,159	\$ -	\$ 130,956
<b>DEPARTMENT TOTAL</b>	<b>\$ 124,257</b>	<b>\$ 121,159</b>	<b>\$ -</b>	<b>\$ 130,956</b>
<b>% CHANGE</b>		<b>-2.49%</b>	<b>-100.00%</b>	<b>N/A</b>

\* Unaudited

### Expenditures By Category

	FY14 Actual	FY15 Actual	FY16 Actual*	FY17 Adopted
Personal Services	\$ 124,257	\$ 121,159	\$ -	\$ 130,956
Operations	-	-	-	-
<b>OPERATING BUDGET</b>	<b>\$ 124,257</b>	<b>\$ 121,159</b>	<b>\$ -</b>	<b>\$ 130,956</b>
Capital Budget	-	-	-	-
<b>DEPARTMENT TOTAL</b>	<b>\$ 124,257</b>	<b>\$ 121,159</b>	<b>\$ -</b>	<b>\$ 130,956</b>
<b>% CHANGE</b>		<b>-2.49%</b>	<b>-100.00%</b>	<b>N/A</b>

\* Unaudited

### Budget Notes:

\$3,969 (including benefits) Annual Supplement for 34 Sworn Officers

- Supplement funding for 1 unfunded General Fund Correctional Officer position is not included in FY17 budget.

## LOST FUND / 0102 - PARKS & RECREATION

### Mission Statement:

The Columbus Parks and Recreation Department strives to enhance the quality of life for all citizens of this community by providing passive and active recreational, educational and cultural programming services for all age groups. It is our objective to provide parks and recreation facilities that are safe, accessible and aesthetically pleasing to the entire community. This division will strive for continual improvement of its broad-based, recreational programs to ensure opportunities for all citizens in order to maintain its leadership among comparable sized cities in the United States.

### Expenditures By Division

		FY14 Actual	FY15 Actual	FY16 Actual*	FY17 Adopted
270:					
9900	Parks & Recreation	\$ 51,543	\$ 50,428	\$ 47,925	\$ 51,589
<b>DEPARTMENT TOTAL</b>		<b>\$ 51,543</b>	<b>\$ 50,428</b>	<b>\$ 47,925</b>	<b>\$ 51,589</b>
<b>% CHANGE</b>			<b>-2.16%</b>	<b>-4.96%</b>	<b>7.65%</b>

\* Unaudited

### Expenditures By Category

		FY14 Actual	FY15 Actual	FY16 Actual*	FY17 Adopted
Personal Services		\$ 51,543	\$ 50,428	\$ 47,925	\$ 51,589
Operations		-	-	-	-
<b>OPERATING BUDGET</b>		<b>\$ 51,543</b>	<b>\$ 50,428</b>	<b>\$ 47,925</b>	<b>\$ 51,589</b>
Capital Budget		-	-	-	-
<b>DEPARTMENT TOTAL</b>		<b>\$ 51,543</b>	<b>\$ 50,428</b>	<b>\$ 47,925</b>	<b>\$ 51,589</b>
<b>% CHANGE</b>			<b>-2.16%</b>	<b>-4.96%</b>	<b>7.65%</b>

\* Unaudited

### Budget Notes:

\$3,969 (including benefits) Annual Supplement for 13 Sworn Officers

## LOST FUND / 0102 - POLICE

### Mission Statement:

The Columbus Police Department will deliver effective and responsive law enforcement to all citizens of the City of Columbus in a fair and equitable manner. As an integral part of the Columbus Community, we are committed to communicate with those we serve and to join with them in establishing priorities to enhance the quality of life for the entire community.

### Expenditures By Division

		FY14 Actual	FY15 Actual	FY16 Actual*	FY17 Adopted
400:					
9900	Police	\$ 8,422,931	\$ 9,313,083	\$ 10,244,285	\$ 9,891,467
9902	E-911	364,312	698,975	708,815	704,739
<b>DEPARTMENT TOTAL</b>		<b>\$ 8,787,243</b>	<b>\$ 10,012,058</b>	<b>\$ 10,953,099</b>	<b>\$ 10,596,206</b>
<b>% CHANGE</b>			<b>13.94%</b>	<b>9.40%</b>	<b>-3.26%</b>

\* Unaudited

### Expenditures By Category

		FY14 Actual	FY15 Actual	FY16 Actual*	FY17 Adopted
Personal Services		\$ 8,013,403	\$ 7,910,891	\$ 7,576,596	\$ 8,310,562
Operations		379,851	706,192	668,289	788,344
<b>OPERATING BUDGET</b>		<b>\$ 8,393,254</b>	<b>\$ 8,617,082</b>	<b>\$ 8,244,885</b>	<b>\$ 9,098,906</b>
Capital Budget		393,989	1,394,976	2,708,215	1,497,300
<b>DEPARTMENT TOTAL</b>		<b>\$ 8,787,243</b>	<b>\$ 10,012,058</b>	<b>\$ 10,953,099</b>	<b>\$ 10,596,206</b>
<b>% CHANGE</b>			<b>13.94%</b>	<b>9.40%</b>	<b>-3.26%</b>

\* Unaudited

### Personnel Summary: Authorized Positions

		FY15 Actual	FY16 Actual	FY17 Adopted
<b>400-9900 Police</b>	<b>FT/PT</b>	<b>110</b>	<b>110</b>	<b>110</b>
Sergeant		12	12	12
Corporal		14	14	14
Officer*		84	84	84
<b>400-9902 E-911</b>	<b>FT/PT</b>	<b>9</b>	<b>9</b>	<b>9</b>
Communication Technician I/II/III		9	9	9
<b>Total Full Time/Part Time Positions</b>		<b>119</b>	<b>119</b>	<b>119</b>

\* For FY14 to FY17, ten (10) Police Officers were temporarily transferred from the General Fund to the LOST Fund



## LOST FUND / 0102 - POLICE

### **Budget Notes:**

\$3,969 (including benefits) Annual Supplement for 488 Sworn Officers

### **Police Operations: \$435,866**

Education/Training = \$24,926

Operating Materials = \$56,643

Motor Fuel = \$309,297

Uniforms = \$45,000

### **Police Capital Outlay: \$1,497,300**

Twenty (20) Police Pursuit Vehicles (Replacements) = \$1,078,000

Two (2) Harley Davidson Motorcycle with Radar Unit (Replacements) = \$58,300

Ten (10) Unmarked Police Vehicles (Replacements) = \$190,000

Fifty (50) Body Armor (Vests) (Replacements) = \$45,000

Two (2) Full Size SUV with Technology Packages (Replacements) = \$126,000

### **E911 Operations: \$352,478**

Contractual Services for System Upgrade (Year 3 of 5) = \$352,478

**LOST FUND / 0102 - FIRE/EMS**

**Mission Statement:**

The mission of this department is to ensure a safe community to work and raise a family, by providing the most efficient response and mitigation of fires, hazardous materials, medical, natural disasters and other emergencies that threaten the welfare of our citizens.

**Expenditures By Division**

	FY14 Actual	FY15 Actual	FY16 Actual*	FY17 Adopted
410				
9900 Fire / EMS	\$ 2,877,488	\$ 2,784,996	\$ 3,310,007	\$ 3,086,728
<b>DEPARTMENT TOTAL</b>	<b>\$ 2,877,488</b>	<b>\$ 2,784,996</b>	<b>\$ 3,310,007</b>	<b>\$ 3,086,728</b>
<b>% CHANGE</b>		<b>-3.21%</b>	<b>18.85%</b>	<b>-6.75%</b>

\* Unaudited

**Expenditures By Category**

	FY14 Actual	FY15 Actual	FY16 Actual*	FY17 Adopted
Personal Services	\$ 2,664,151	\$ 2,612,697	\$ 2,573,347	\$ 2,611,628
Operations	98,807	172,300	736,660	100,000
<b>OPERATING BUDGET</b>	<b>\$ 2,762,958</b>	<b>\$ 2,784,996</b>	<b>\$ 3,310,007</b>	<b>\$ 2,711,628</b>
Capital Budget	114,530	-	-	375,100
<b>DEPARTMENT TOTAL</b>	<b>\$ 2,877,488</b>	<b>\$ 2,784,996</b>	<b>\$ 3,310,007</b>	<b>\$ 3,086,728</b>
<b>% CHANGE</b>		<b>-3.21%</b>	<b>18.85%</b>	<b>-6.75%</b>

\* Unaudited

**Personnel Summary: Authorized Positions**

		FY15 Actual	FY16 Actual	FY17 Adopted
<b>410-9900 Fire/EMS</b>	<b>FT/PT</b>	<b>20</b>	<b>20</b>	<b>20</b>
Firefighter/EMT/Fire Medic*		20	20	20
<b>Total Full Time/Part Time Positions</b>		<b>20</b>	<b>20</b>	<b>20</b>

\* For FY14 to FY17, fourteen (14) Firefighters were temporarily transferred from General Fund to LOST Fund

**Budget Notes:**

\$3,969 (including benefits) Annual Supplement for 376 Sworn Officers

**Operations: \$100,000**

Monthly Maintenance for T1 Lines/Metro E Connections = \$100,000

**Capital Outlay: \$375,100**

One Hundred Twenty (120) Protective Clothing = \$216,000

One (1) Outdoor Emergency Warning Siren Study = \$38,500

Three (3) Battalion Chief SUVs = \$99,000

Eighteen (18) SCBA Cylinders = \$21,600

Capital Lease for seven (7) Vehicles & Loose Equipment (2 Ambulances, 3 Engines, 1 Service Truck, and 1 Quint) = \$457,394

## LOST FUND / 0102 - MUSCOGEE COUNTY PRISON

### Mission Statement:

As a work prison, the mission is three-fold: To protect the public through effective control and custody of inmates, provide effective methods of self-improvement for inmates, and provide a safe and professional work environment for our staff.

### Expenditures By Division

	FY14 Actual	FY15 Actual	FY16 Actual*	FY17 Adopted
420:				
Muscogee County				
9900 Prison	\$ 846,449	\$ 727,894	\$ 687,250	\$ 736,506
<b>DEPARTMENT TOTAL</b>	<b>\$ 846,449</b>	<b>\$ 727,894</b>	<b>\$ 687,250</b>	<b>\$ 736,506</b>
<b>% CHANGE</b>		<b>-14.01%</b>	<b>-5.58%</b>	<b>7.17%</b>

\* Unaudited

### Expenditures By Category

	FY14 Actual	FY15 Actual	FY16 Actual*	FY17 Adopted
Personal Services	\$ 604,493	\$ 596,068	\$ 579,617	\$ 688,738
Operations	-	-	-	-
<b>OPERATING BUDGET</b>	<b>\$ 604,493</b>	<b>\$ 596,068</b>	<b>\$ 579,617</b>	<b>\$ 688,738</b>
Capital Budget	241,956	131,825	107,633	47,768
<b>DEPARTMENT TOTAL</b>	<b>\$ 846,449</b>	<b>\$ 727,894</b>	<b>\$ 687,250</b>	<b>\$ 736,506</b>
<b>% CHANGE</b>		<b>-14.01%</b>	<b>-5.58%</b>	<b>7.17%</b>

\* Unaudited

### Personnel Summary: Authorized Positions

	FY15 Actual	FY16 Actual	FY17 Adopted
<b>420-9900 MCP FT/PT</b>	<b>3</b>	<b>3</b>	<b>5</b>
Corrections Sergeant	1	1	1
Correctional Officer*	2	2	4
<b>Total Full Time/Part Time Positions</b>	<b>3</b>	<b>3</b>	<b>5</b>

### Budget Notes:

\$3,969 (including benefits) Annual Supplement for 112 Sworn Officers

\* Two (2) Correctional Officers (PS12) approved in FY17.

### Operations: N/A

### Capital Outlay: \$69,710

Pursuit Vehicle with Administrative Package (Replacement) = \$30,970

Commercial Grade Zero Turn Mowers (Additional) = \$16,798

## LOST FUND / 0102 - DISTRICT ATTORNEY

### Mission Statement:

The mission of the District Attorney's office is to prepare a file for each case, identify the evidence and witnesses needed, research the pertinent law and determine the correct charges. The District Attorney's office strives to stay ahead of, and on top of the legal burdens placed upon the prosecutors, to protect the rights of all citizens, victims and defendants.

### Expenditures By Division

		FY14 Actual		FY15 Actual		FY16 Actual*		FY17 Adopted
500:								
9900	District Attorney	\$ 103,934	\$	137,800	\$	133,469	\$	154,165
<b>DEPARTMENT TOTAL</b>		<b>\$ 103,934</b>	<b>\$</b>	<b>137,800</b>	<b>\$</b>	<b>133,469</b>	<b>\$</b>	<b>154,165</b>
<b>% CHANGE</b>				<b>32.58%</b>		<b>-3.14%</b>		<b>15.51%</b>

\* Unaudited

### Expenditures By Category

		FY14 Actual		FY15 Actual		FY16 Actual*		FY17 Adopted
Personal Services		\$ 103,934	\$	137,800	\$	133,469	\$	154,165
Operations		-		-		-		-
<b>OPERATING BUDGET</b>		<b>\$ 103,934</b>	<b>\$</b>	<b>137,800</b>	<b>\$</b>	<b>133,469</b>	<b>\$</b>	<b>154,165</b>
Capital Budget		-		-		-		-
<b>DEPARTMENT TOTAL</b>		<b>\$ 103,934</b>	<b>\$</b>	<b>137,800</b>	<b>\$</b>	<b>133,469</b>	<b>\$</b>	<b>154,165</b>
<b>% CHANGE</b>				<b>32.58%</b>		<b>-3.14%</b>		<b>15.51%</b>

\* Unaudited

### Personnel Summary: Authorized Positions

		FY15 Actual	FY16 Actual	FY17 Adopted
<b>500-9900 District Attorney</b>	<b>FT/PT</b>	<b>2</b>	<b>2</b>	<b>2</b>
Assistant District Attorney		2	2	2
<b>Total Full Time/Part Time Positions</b>		<b>2</b>	<b>2</b>	<b>2</b>

**LOST FUND / 0102 - STATE COURT SOLICITOR**

**Mission Statement:**

The State Court Solicitor’s Office prosecutes all Muscogee County misdemeanor and City Ordinance violations appealed from Recorder’s Court. Investigators collect all warrants, citations, reports, documents, records, histories and evidence, including witness interviews. Recommendations for disposition and sentencing are made and cases are presented to a Judge for pleas. The Solicitor’s Office coordinates jail pleas and arraignment dockets before a State Court Judge.

**Expenditures By Division**

	<b>FY14 Actual</b>	<b>FY15 Actual</b>	<b>FY16 Actual*</b>	<b>FY17 Adopted</b>
510:				
9900 State Court Solicitor	\$ 235,544	\$ 236,615	\$ 222,221	\$ 221,453
<b>DEPARTMENT TOTAL</b>	<b>\$ 235,544</b>	<b>\$ 236,615</b>	<b>\$ 222,221</b>	<b>\$ 221,453</b>
<b>% CHANGE</b>		<b>0.45%</b>	<b>-6.08%</b>	<b>-0.35%</b>

\* Unaudited

**Expenditures By Category**

	<b>FY14 Actual</b>	<b>FY15 Actual</b>	<b>FY16 Actual*</b>	<b>FY17 Adopted</b>
Personal Services	\$ 228,308	\$ 225,865	\$ 210,377	\$ 207,453
Operations	7,235	10,750	11,843	14,000
<b>OPERATING BUDGET</b>	<b>\$ 235,543</b>	<b>\$ 236,615</b>	<b>\$ 222,221</b>	<b>\$ 221,453</b>
Capital Budget	-	-	-	-
<b>DEPARTMENT TOTAL</b>	<b>\$ 235,543</b>	<b>\$ 236,615</b>	<b>\$ 222,221</b>	<b>\$ 221,453</b>
<b>% CHANGE</b>		<b>0.46%</b>	<b>-6.08%</b>	<b>-0.35%</b>

\* Unaudited

**Personnel Summary: Authorized Positions**

	<b>FY15 Actual</b>	<b>FY16 Actual</b>	<b>FY17 Adopted</b>
<b>510-9900 State Court Solicitor FT/PT</b>	<b>3/0</b>	<b>3/0</b>	<b>3/0</b>
Assistant Solicitor	2	2	2
Deputy Clerk II-Solicitor General	1	1	1
<b>Total Full Time/Part Time Positions</b>	<b>3/0</b>	<b>3/0</b>	<b>3/0</b>

## LOST FUND / 0102 - PUBLIC DEFENDER

### Mission Statement:

To process cases through the criminal justice system as expediently as possible while providing high quality and professional representation of clients.

### Expenditures By Division

	FY14 Actual	FY15 Actual	FY16 Actual*	FY17 Adopted
520:				
9900 Public Defender	\$ 128,712	\$ 128,712	\$ 144,846	\$ 146,710
<b>DEPARTMENT TOTAL</b>	<b>\$ 128,712</b>	<b>\$ 128,712</b>	<b>\$ 144,846</b>	<b>\$ 146,710</b>
<b>% CHANGE</b>		<b>0.00%</b>	<b>12.53%</b>	<b>1.29%</b>

\* Unaudited

### Expenditures By Category

	FY14 Actual	FY15 Actual	FY16 Actual*	FY17 Adopted
Personal Services	\$ 128,712	\$ 128,712	\$ 144,846	\$ 146,710
Operations	-	-	-	-
<b>OPERATING BUDGET</b>	<b>\$ 128,712</b>	<b>\$ 128,712</b>	<b>\$ 144,846</b>	<b>\$ 146,710</b>
Capital Budget	-	-	-	-
<b>DEPARTMENT TOTAL</b>	<b>\$ 128,712</b>	<b>\$ 128,712</b>	<b>\$ 144,846</b>	<b>\$ 146,710</b>
<b>% CHANGE</b>		<b>0.00%</b>	<b>12.53%</b>	<b>1.29%</b>

\* Unaudited

### Personnel Summary: Authorized Positions

	FY15 Actual	FY16 Actual	FY17 Adopted
<b>520-9900 Public Defender FT/PT</b>	<b>2</b>	<b>2</b>	<b>2</b>
Assistant Public Defender	2	2	2
<b>Total Full Time/Part Time Positions</b>	<b>2</b>	<b>2</b>	<b>2</b>

## LOST FUND / 0102 - MARSHAL

### Mission Statement:

The Marshal's Department enforces the orders, writs and precepts of the Municipal Court. The department has original jurisdiction to enforce all orders and directives of the Municipal and Magistrate Courts.

### Expenditures By Division

		FY14 Actual	FY15 Actual	FY16 Actual*	FY17 Adopted
530:					
9900	Marshal	\$ 343,242	\$ 331,006	\$ 325,765	\$ 320,491
<b>DEPARTMENT TOTAL</b>		<b>\$ 343,242</b>	<b>\$ 331,006</b>	<b>\$ 325,765</b>	<b>\$ 320,491</b>
<b>% CHANGE</b>			<b>-3.56%</b>	<b>-1.58%</b>	<b>-1.62%</b>

\* Unaudited

### Expenditures By Category

		FY14 Actual	FY15 Actual	FY16 Actual*	FY17 Adopted
Personal Services		\$ 334,406	\$ 331,006	\$ 325,765	\$ 320,491
Operations		-	-	-	-
<b>OPERATING BUDGET</b>		<b>\$ 334,406</b>	<b>\$ 331,006</b>	<b>\$ 325,765</b>	<b>\$ 320,491</b>
Capital Budget		8,836	-	-	-
<b>DEPARTMENT TOTAL</b>		<b>\$ 343,242</b>	<b>\$ 331,006</b>	<b>\$ 325,765</b>	<b>\$ 320,491</b>
<b>% CHANGE</b>			<b>-3.56%</b>	<b>-1.58%</b>	<b>-1.62%</b>

\* Unaudited

### Personnel Summary: Authorized Positions

		FY15 Actual	FY16 Actual	FY17 Adopted
<b>530-9900 Marshal</b>	<b>FT/PT</b>	<b>5</b>	<b>5</b>	<b>5</b>
Deputy Marshal		5	5	5
<b>Total Full Time/Part Time Positions</b>		<b>5</b>	<b>5</b>	<b>5</b>

### Budget Notes:

\$3,969 (including benefits) Annual Supplement for 16 Sworn Officers

For FY2016, Council approved to decrease Muscogee County Marshal Office funding by the equivalent of Three (3) PS14 Positions.

## LOST FUND / 0102 - MUNICIPAL COURT CLERK

### Mission Statement:

The voters of Muscogee County elect the Clerk of Municipal Court to a four-year term. Municipal Court has jurisdiction of civil cases when the amount does not exceed \$15,000 including suits for damages, breach of contract, and garnishments and writs of possession up to \$15,000. In addition, all dispossessory proceedings, attachment levies, foreclosure liens and distress warrants are handled in Municipal Court. The Clerk of Municipal Court must record and maintain minutes and pleadings; collect and disburse court monies and costs to litigants. Warrants are also issued for bad checks, peace, criminal charges and good behavior.

### Expenditures By Division

	FY14 Actual	FY15 Actual	FY16 Actual*	FY17 Adopted
530:				
Municipal Court				
9902 Clerk	\$ 99,898	\$ 96,337	\$ 86,307	\$ 91,913
<b>DEPARTMENT TOTAL</b>	<b>\$ 99,898</b>	<b>\$ 96,337</b>	<b>\$ 86,307</b>	<b>\$ 91,913</b>
<b>% CHANGE</b>		<b>-3.56%</b>	<b>-10.41%</b>	<b>6.50%</b>

\* Unaudited

### Expenditures By Category

	FY14 Actual	FY15 Actual	FY16 Actual*	FY17 Adopted
Personal Services	\$ 99,898	\$ 96,337	\$ 86,307	\$ 91,913
Operations	-	-	-	-
<b>OPERATING BUDGET</b>	<b>\$ 99,898</b>	<b>\$ 96,337</b>	<b>\$ 86,307</b>	<b>\$ 91,913</b>
Capital Budget	-	-	-	-
<b>DEPARTMENT TOTAL</b>	<b>\$ 99,898</b>	<b>\$ 96,337</b>	<b>\$ 86,307</b>	<b>\$ 91,913</b>
<b>% CHANGE</b>		<b>-3.56%</b>	<b>-10.41%</b>	<b>6.50%</b>

\* Unaudited

### Personnel Summary: Authorized Positions

	FY15 Actual	FY16 Actual	FY17 Adopted
<b>530-9902 Municipal Court Clerk FT/PT</b>	<b>2/0</b>	<b>2/0</b>	<b>2/0</b>
Senior Deputy Clerk	1	1	1
Deputy Clerk II	1	1	1
<b>Total Full Time/Part Time Positions</b>	<b>2/0</b>	<b>2/0</b>	<b>2/0</b>



## LOST FUND / 0102 - PROBATE COURT

### Mission Statement:

The Judge of Probate is elected to a four-year term. Legal issues regarding the probate of wills; administration of estates; marriage licenses; mental health statutes; and guardians for minors are handled by this court.

### Expenditures By Division

	FY14 Actual	FY15 Actual	FY16 Actual*	FY17 Adopted
540:				
9900 Probate Court	\$ 49,578	\$ 44,844	\$ 43,769	\$ 43,151
<b>DEPARTMENT TOTAL</b>	<b>\$ 49,578</b>	<b>\$ 44,844</b>	<b>\$ 43,769</b>	<b>\$ 43,151</b>
<b>% CHANGE</b>		<b>-9.55%</b>	<b>-2.40%</b>	<b>-1.41%</b>

\* Unaudited

### Expenditures By Category

	FY14 Actual	FY15 Actual	FY16 Actual*	FY17 Adopted
Personal Services	\$ 49,578	\$ 44,844	\$ 43,769	\$ 43,151
Operations	-	-	-	-
<b>OPERATING BUDGET</b>	<b>\$ 49,578</b>	<b>\$ 44,844</b>	<b>\$ 43,769</b>	<b>\$ 43,151</b>
Capital Budget	-	-	-	-
<b>DEPARTMENT TOTAL</b>	<b>\$ 49,578</b>	<b>\$ 44,844</b>	<b>\$ 43,769</b>	<b>\$ 43,151</b>
<b>% CHANGE</b>		<b>-9.55%</b>	<b>-2.40%</b>	<b>-1.41%</b>

\* Unaudited

### Personnel Summary: Authorized Positions

	FY15 Actual	FY16 Actual	FY17 Adopted
<b>540-9900 Probate Court FT/PT</b>	<b>1</b>	<b>1</b>	<b>1</b>
Deputy Clerk II	1	1	1
<b>Total Full Time/Part Time Positions</b>	<b>1</b>	<b>1</b>	<b>1</b>

## LOST FUND / 0102 - SHERIFF

### Mission Statement:

We, the members of the Muscogee County Sheriff's Office, are dedicated to safeguarding the lives and property of our community through fair and impartial treatment of all citizens. We strive to protect the community and to operate the Muscogee County Jail within the boundaries of the State and U.S. Constitutions while providing safe, humane and secure environment for both the staff and inmates. We are committed to effectively serving the Judiciary needs of all the Courts within our jurisdiction. We seek to strengthen our partnerships with all facets of our community and will fulfill our duties by adapting to the changing needs of our citizens and by adhering to the highest standards of integrity, ethics and professionalism when performing our duties as employees of Muscogee County Sheriff's Office.

### Expenditures By Division

	FY14 Actual	FY15 Actual	FY16 Actual*	FY17 Adopted
550:				
9900 Sheriff	\$ 2,630,404	\$ 2,703,317	\$ 2,801,164	\$ 2,838,369
<b>DEPARTMENT TOTAL</b>	<b>\$ 2,630,404</b>	<b>\$ 2,703,317</b>	<b>\$ 2,801,164</b>	<b>\$ 2,838,369</b>
<b>% CHANGE</b>		<b>2.77%</b>	<b>3.62%</b>	<b>1.33%</b>

\* Unaudited

### Expenditures By Category

	FY14 Actual	FY15 Actual	FY16 Actual*	FY17 Adopted
Personal Services	\$ 2,630,325	\$ 2,703,317	\$ 2,563,964	\$ 2,588,369
Operations	79	-	-	-
<b>OPERATING BUDGET</b>	<b>\$ 2,630,404</b>	<b>\$ 2,703,317</b>	<b>\$ 2,563,964</b>	<b>\$ 2,588,369</b>
Capital Budget	-	-	237,200	250,000
<b>DEPARTMENT TOTAL</b>	<b>\$ 2,630,404</b>	<b>\$ 2,703,317</b>	<b>\$ 2,801,164</b>	<b>\$ 2,838,369</b>
<b>% CHANGE</b>		<b>2.77%</b>	<b>3.62%</b>	<b>1.33%</b>

\* Unaudited

## LOST FUND / 0102 - SHERIFF

### Personnel Summary: Authorized Positions

		FY15 Actual	FY16 Actual	FY17 Adopted
<b>550-1000 Admin</b>	<b>FT/PT</b>	<b>13</b>	<b>13</b>	<b>13</b>
Deputy Sheriff		13	13	13
<b>550-2600 Detention</b>	<b>FT/PT</b>	<b>13</b>	<b>13</b>	<b>13</b>
Lieutenant		2	2	2
Sergeant		2	2	2
Sheriff Correctional Officers		9	9	9
Medical Technicians		0	0	0
<b>Total Full Time/Part Time Positions</b>		<b>26</b>	<b>26</b>	<b>26</b>

### Budget Notes:

\$3,969 (including benefits) Annual Supplement for 327 Sworn Officers

### Capital Outlay: \$250,000

Capital Items = \$250,000

## LOST FUND / 0102 - CORONER

### Mission Statement:

The Coroner's office exists to serve the residents and visitors of Muscogee County by conducting thorough medico legal death investigations. The Coroner's Office will remain diligent in our effort to seek the truth, establish accurate conclusions, produce prompt reports and function with integrity and compassion in all aspects of our specialized professional expertise and dedicate ourselves to continuous progress towards excellence.

### Expenditures By Division

	FY14 Actual	FY15 Actual	FY16 Actual*	FY17 Adopted
570:				
9900 Coroner	\$ 34,317	\$ 32,273	\$ 8,046	\$ 7,937
<b>DEPARTMENT TOTAL</b>	<b>\$ 34,317</b>	<b>\$ 32,273</b>	<b>\$ 8,046</b>	<b>\$ 7,937</b>
<b>% CHANGE</b>		<b>-5.96%</b>	<b>-75.07%</b>	<b>-1.36%</b>

\* Unaudited

### Expenditures By Category

	FY14 Actual	FY15 Actual	FY16 Actual*	FY17 Adopted
Personal Services	\$ 8,159	\$ 8,109	\$ 8,046	\$ 7,937
Operations	-	-	-	-
<b>OPERATING BUDGET</b>	<b>\$ 8,159</b>	<b>\$ 8,109</b>	<b>\$ 8,046</b>	<b>\$ 7,937</b>
Capital Budget	26,158	24,164	-	-
<b>DEPARTMENT TOTAL</b>	<b>\$ 34,317</b>	<b>\$ 32,273</b>	<b>\$ 8,046</b>	<b>\$ 7,937</b>
<b>% CHANGE</b>		<b>-5.96%</b>	<b>-75.07%</b>	<b>-1.36%</b>

\* Unaudited

### Budget Notes:

\$3,969 (including benefits) Annual Supplement for 2 Sworn Officers

## LOST FUND / 0102 - RECORDER'S COURT

### Mission Statement:

Recorders Court hears traffic, criminal and city ordinance cases made by the Columbus Police Department, Special Enforcement, Airport Police, Housing Authority, Metro Narcotic Task Force, Fire Department and the Georgia State Patrol. The court's functional responsibility is to set bail, issue warrants, collect fines/bonds, hear and determine if probable cause exists for Superior/State Court offenses, and adjudicate City Ordinances and certain state offenses. The Treasury Division collects all fines/bonds and other monies directed by the Courts.

### Expenditures By Division

		FY14 Actual	FY15 Actual	FY16 Actual*	FY17 Adopted
580:					
9900	Recorder's Court	\$ 83,649	\$ 81,823	\$ 78,662	\$ 77,696
<b>DEPARTMENT TOTAL</b>		<b>\$ 83,649</b>	<b>\$ 81,823</b>	<b>\$ 78,662</b>	<b>\$ 77,696</b>
<b>% CHANGE</b>			<b>-2.18%</b>	<b>-3.86%</b>	<b>-1.23%</b>

\* Unaudited

### Expenditures By Category

		FY14 Actual	FY15 Actual	FY16 Actual*	FY17 Adopted
Personal Services		\$ 83,649	\$ 81,823	\$ 78,662	\$ 77,696
Operations		-	-	-	-
<b>OPERATING BUDGET</b>		<b>\$ 83,649</b>	<b>\$ 81,823</b>	<b>\$ 78,662</b>	<b>\$ 77,696</b>
Capital Budget		-	-	-	-
<b>DEPARTMENT TOTAL</b>		<b>\$ 83,649</b>	<b>\$ 81,823</b>	<b>\$ 78,662</b>	<b>\$ 77,696</b>
<b>% CHANGE</b>			<b>-2.18%</b>	<b>-3.86%</b>	<b>-1.23%</b>

\* Unaudited

### Personnel Summary: Authorized Positions

		FY15 Actual	FY16 Actual	FY17 Adopted
<b>580-9900 Recorder's Court</b>	<b>Full Time</b>	<b>2</b>	<b>2</b>	<b>2</b>
Judicial Admin. Technician II		2	2	2
<b>Total Full Time/Part Time Positions</b>		<b>2</b>	<b>2</b>	<b>2</b>

## LOST FUND / 0102 - METRA

**Mission Statement:**

METRA's mission is to provide safe, reliable, dependable and cost-effective transit service with a professional team of employees, dedicated to their customer needs and committed to excellence.

**Expenditures By Division**

		FY14 Actual		FY15 Actual		FY16 Actual*		FY17 Adopted
610:								
9900	METRA	\$ 4,065	\$	4,022	\$	3,978	\$	3,969
<b>DEPARTMENT TOTAL</b>		<b>\$ 4,065</b>	<b>\$</b>	<b>4,022</b>	<b>\$</b>	<b>3,978</b>	<b>\$</b>	<b>3,969</b>
<b>% CHANGE</b>				<b>-1.06%</b>		<b>-1.08%</b>		<b>-0.24%</b>

\* Unaudited

**Expenditures By Category**

		FY14 Actual		FY15 Actual		FY16 Actual*		FY17 Adopted
Personal Services		\$ 4,065	\$	4,022	\$	3,978	\$	3,969
Operations		-		-		-		-
<b>OPERATING BUDGET</b>		<b>\$ 4,065</b>	<b>\$</b>	<b>4,022</b>	<b>\$</b>	<b>3,978</b>	<b>\$</b>	<b>3,969</b>
Capital Budget		-		-		-		-
<b>DEPARTMENT TOTAL</b>		<b>\$ 4,065</b>	<b>\$</b>	<b>4,022</b>	<b>\$</b>	<b>3,978</b>	<b>\$</b>	<b>3,969</b>
<b>% CHANGE</b>				<b>-1.06%</b>		<b>-1.08%</b>		<b>-0.24%</b>

\* Unaudited

**Budget Notes:**

\$3,969 (including benefits) Annual Supplement for 1 Sworn Officer

## LOST FUND / 0102 - NON-DEPARTMENTAL

### Mission Statement:

Appropriations and expenditures, which pertain solely to a specific department, are budgeted by that department. However, there are certain expenditures, which are not applicable to a specific department, and the non-categorical section has been established for recording these appropriations and expenditures.

### Expenditures By Division

		FY14 Actual	FY15 Actual	FY16 Actual*	FY17 Adopted
590:					
2000	Contingency	\$ 3,090	\$ -	\$ -	\$ 473,762
3000	Non-Categorical	716,266	786,479	1,649,488	1,756,034
4000	Interfund Transfers	3,045,149	853,406	2,793,232	2,457,731
<b>DEPARTMENT TOTAL</b>		<b>\$ 3,764,505</b>	<b>\$ 1,639,885</b>	<b>\$ 4,442,720</b>	<b>\$ 4,687,527</b>
<b>% CHANGE</b>			<b>-56.44%</b>	<b>170.92%</b>	<b>5.51%</b>

\* Unaudited

### Expenditures By Category

		FY14 Actual	FY15 Actual	FY16 Actual*	FY17 Adopted
Personal Services		\$ -	\$ -	\$ -	\$ 121,260
Operations		3,764,505	1,639,885	4,442,720	4,566,267
<b>OPERATING BUDGET</b>		<b>\$ 3,764,505</b>	<b>\$ 1,639,885</b>	<b>\$ 4,442,720</b>	<b>\$ 4,687,527</b>
Capital Budget		-	-	-	-
<b>DEPARTMENT TOTAL</b>		<b>\$ 3,764,505</b>	<b>\$ 1,639,885</b>	<b>\$ 4,442,720</b>	<b>\$ 4,687,527</b>
<b>% CHANGE</b>			<b>-56.44%</b>	<b>170.92%</b>	<b>5.51%</b>

\* Unaudited

### Budget Notes:

Personnel Benefits - \$121,260

Cost Allocation/Risk Management/Worker's Compensation - \$809,168

Debt Service - \$1,088,039

800 MHz Radio System Upgrade and Maintenance, Motorola Migration Assurance Plan (MAP)

(Public Safety Portion) Year 2 of 10 - \$946,866

Transfer to Capital Improvement Project - \$300,000

Transfer to Emergency Telephone Fund - \$1,069,692

Reserve - \$352,502

## LOST FUND / 0109 - INFORMATION TECHNOLOGY

### Mission Statement:

To provide efficient, innovative, and cost effective Information Technology Services necessary to support and enhance the daily business operations of the Consolidated government so as to better serve the citizens of Columbus, Georgia.

### Expenditures By Division

	FY14 Actual	FY15 Actual	FY16 Actual*	FY17 Adopted
210:				
Information 9901    Technology	\$ 819,502	\$ 191,449	\$ 569,430	\$ 1,091,254
<b>DEPARTMENT TOTAL</b>	<b>\$ 819,502</b>	<b>\$ 191,449</b>	<b>\$ 569,430</b>	<b>\$ 1,091,254</b>
<b>% CHANGE</b>		<b>-76.64%</b>	<b>197.43%</b>	<b>91.64%</b>

\* Unaudited

### Expenditures By Category

	FY14 Actual	FY15 Actual	FY16 Actual*	FY17 Adopted
Personal Services	\$ -	\$ -	\$ -	\$ -
Operations				
<b>OPERATING BUDGET</b>	<b>\$ -</b>	<b>\$ -</b>	<b>\$ -</b>	<b>\$ -</b>
Capital Budget	819,502	191,449	569,430	1,091,254
<b>DEPARTMENT TOTAL</b>	<b>\$ 819,502</b>	<b>\$ 191,449</b>	<b>\$ 569,430</b>	<b>\$ 1,091,254</b>
<b>% CHANGE</b>		<b>-76.64%</b>	<b>197.43%</b>	<b>91.64%</b>

\* Unaudited

### Budget Notes:

\$125,000 will be used for Computer Equipment

\$125,000 will be used for IBM Storage

\$206,254 will be used for Core Switch

\$635,000 will be used for Finance/Payroll/HR System Upgrade (Year 2 of 4)



## LOST FUND / 0109 - ENGINEERING

### Mission Statement:

To provide an enhanced quality of life for all citizens who live and work in the region by: the delivery of an effective/safe transportation system to move people and goods throughout the community; provide management that is environmentally sensitive to our Natural Resources through the oversight of Storm Water and drainage structure, and to provide data, construction, and communication support to other City Departments by the effective and efficient delivery of Geographical Information, Construction Management, and Radio Communications.

### Expenditures By Division

		FY14 Actual		FY15 Actual		FY16 Actual*		FY17 Adopted
250:								
9901	Engineering	\$ 5,554,634	\$	1,293,497	\$	1,857,130	\$	1,900,000
<b>DEPARTMENT TOTAL</b>		<b>\$ 5,554,634</b>	<b>\$</b>	<b>1,293,497</b>	<b>\$</b>	<b>1,857,130</b>	<b>\$</b>	<b>1,900,000</b>
<b>% CHANGE</b>				<b>-76.71%</b>		<b>43.57%</b>		<b>2.31%</b>

\* Unaudited

### Expenditures By Category

		FY14 Actual		FY15 Actual		FY16 Actual*		FY17 Adopted
Personal Services		\$ 76,593	\$	23,773	\$	-	\$	-
Operations		-		-		-		-
<b>OPERATING BUDGET</b>		<b>\$ 76,593</b>	<b>\$</b>	<b>23,773</b>	<b>\$</b>	<b>-</b>	<b>\$</b>	<b>-</b>
Capital Budget		5,478,042		1,269,725		1,857,130		1,900,000
<b>DEPARTMENT TOTAL</b>		<b>\$ 5,554,634</b>	<b>\$</b>	<b>1,293,497</b>	<b>\$</b>	<b>1,857,130</b>	<b>\$</b>	<b>1,900,000</b>
<b>% CHANGE</b>				<b>-76.71%</b>		<b>43.57%</b>		<b>2.31%</b>

\* Unaudited

### Budget Notes:

Flood Abatement/Stormwater - \$500,000

Roads/Bridges - \$1,400,000

*-Temporary Project Engineer position (G22) funded in 0109 - Infrastructure was deleted in FY15.*

## LOST FUND / 0109 - PUBLIC WORKS

### Mission Statement:

The Department of Public Works strives to serve the community by providing street and road maintenance, storm drainage, environmental enforcement, urban forest maintenance, waste disposal and maintenance of city owned properties in a safe and efficient manner, which is sensitive to the environment. The department is committed to doing its part to enhance the high quality of life for the current and future generations.

### Expenditures By Division

	FY14 Actual	FY15 Actual	FY16 Actual*	FY17 Adopted
260:				
9901 Public Works	\$ 459,859	\$ 967,354	\$ 632,842	\$ 974,410
<b>DEPARTMENT TOTAL</b>	<b>\$ 459,859</b>	<b>\$ 967,354</b>	<b>\$ 632,842</b>	<b>\$ 974,410</b>
<b>% CHANGE</b>		<b>110.36%</b>	<b>-34.58%</b>	<b>53.97%</b>

\* Unaudited

### Expenditures By Category

	FY14 Actual	FY15 Actual	FY16 Actual*	FY17 Adopted
Personal Services	\$ -	\$ -	\$ -	\$ -
Operations	287,785	278,294	-	-
<b>OPERATING BUDGET</b>	<b>\$ 287,785</b>	<b>\$ 278,294</b>	<b>\$ -</b>	<b>\$ -</b>
Capital Budget	172,074	689,060	632,842	974,410
<b>DEPARTMENT TOTAL</b>	<b>\$ 459,859</b>	<b>\$ 967,354</b>	<b>\$ 632,842</b>	<b>\$ 974,410</b>
<b>% CHANGE</b>		<b>110.36%</b>	<b>-34.58%</b>	<b>53.97%</b>

\* Unaudited

### Budget Notes:

Facility Improvements - \$474,410

Cooper Creek Expansion (MOU with CORTA/CSU) - \$500,000 (Year 2 of 3)

## LOST FUND / 0109 - NON-DEPARTMENTAL

### Mission Statement:

Appropriations and expenditures, which pertain solely to a specific department, are budgeted by that department. However, there are certain expenditures, which are not applicable to a specific department, and the non-categorical section has been established for recording these appropriations and expenditures.

### Expenditures By Division

		FY14 Actual	FY15 Actual	FY16 Actual*	FY17 Adopted
590:					
2000	Contingency	\$ -	\$ -	\$ -	\$ -
3000	Non-Categorical	28,741	100,981	341,203	322,738
4000	Interfund Transfers	5,388,888	5,379,735	5,964,117	6,011,598
<b>DEPARTMENT TOTAL</b>		<b>\$ 5,417,629</b>	<b>\$ 5,480,716</b>	<b>\$ 6,305,320</b>	<b>\$ 6,334,336</b>
<b>% CHANGE</b>			<b>1.16%</b>	<b>15.05%</b>	<b>0.46%</b>

\* Unaudited

### Expenditures By Category

		FY14 Actual	FY15 Actual	FY16 Actual*	FY17 Adopted
Personal Services		\$ -	\$ -	\$ -	\$ -
Operations		5,417,629	5,480,716	6,305,320	6,334,336
<b>OPERATING BUDGET</b>		<b>\$ 5,417,629</b>	<b>\$ 5,480,716</b>	<b>\$ 6,305,320</b>	<b>\$ 6,334,336</b>
Capital Budget		-	-	-	-
<b>DEPARTMENT TOTAL</b>		<b>\$ 5,417,629</b>	<b>\$ 5,480,716</b>	<b>\$ 6,305,320</b>	<b>\$ 6,334,336</b>
<b>% CHANGE</b>			<b>1.16%</b>	<b>15.05%</b>	<b>0.46%</b>

\* Unaudited

### Budget Notes:

Debt Service - \$6,011,598

Cost Allocation/Risk Management/Workers' Compensation - \$62,258

800 MHz Radio System Upgrade and Maintenance, Motorola Migration Assurance Plan (MAP)  
(General Government Portion) Year 2 of 10 - 260,480

# STORMWATER FUND

**The Stormwater Fund accounts for the operations, maintenance and improvements of the storm and sanitary sewer systems.**



## Stormwater (Sewer) Fund

### Expenditures By Division

	FY14 Actual	FY15 Actual	FY16 Actual*	FY17 Adopted
590:				
2000 Contingency	\$ -	\$ -	\$ -	\$ 22,820
3000 Non-Categorical	323,504	335,969	326,510	347,290
4000 Inter Fund Transfer	812,617	859,212	1,013,711	1,003,179
250:				
2300 Drainage	383,264	353,593	336,327	463,306
2600 Stormwater	258,265	281,881	262,849	282,073
260:				
3210 Sewer Maintenance	3,077,416	3,140,211	3,320,883	3,346,541
3710 Other Repairs & Maintenance	-	-	-	5,000
<b>DEPARTMENT TOTAL</b>	<b>\$ 4,855,066</b>	<b>\$ 4,970,866</b>	<b>\$ 5,260,280</b>	<b>\$ 5,470,209</b>
<b>% CHANGE</b>		<b>2.39%</b>	<b>5.82%</b>	<b>3.99%</b>

\* Unaudited

### Expenditures By Category

	FY14 Actual	FY15 Actual	FY16 Actual*	FY17 Adopted
Personal Services	\$ 2,965,001	\$ 2,950,619	\$ 2,871,095	\$ 2,988,395
Operations	929,627	965,386	858,873	994,252
<b>OPERATING BUDGET</b>	<b>\$ 3,894,628</b>	<b>\$ 3,916,005</b>	<b>\$ 3,729,968</b>	<b>\$ 3,982,647</b>
Capital Budget	960,438	1,054,861	1,530,312	1,487,562
<b>DEPARTMENT TOTAL</b>	<b>\$ 4,855,066</b>	<b>\$ 4,970,866</b>	<b>\$ 5,260,280</b>	<b>\$ 5,470,209</b>
<b>% CHANGE</b>		<b>2.39%</b>	<b>5.82%</b>	<b>3.99%</b>

\* Unaudited

### Personnel Summary: Authorized Positions

		FY15 Actual	FY16 Actual	FY17 Adopted
<b>250-2300 Drainage</b>	<b>FT/PT</b>	<b>6/0</b>	<b>6/0</b>	<b>6/0</b>
Project Engineer		2	2	2
Engineer Inspector		2	2	2
Survey Technician		1	1	1
Survey Crew Worker		1	1	1

**STORMWATER FUND / 0202**

<b>250-2600 Stormwater</b>	<b>FT/PT</b>	<b>4/0</b>	<b>4/0</b>	<b>4/0</b>
Stormwater Management Engineer		1	1	1
Stormwater Data Inspector		1	1	1
Stormwater Data Technician II		1	1	1
Stormwater Data Technician I		1	1	1
<b>260-3210 SW Maintenance</b>	<b>FT/PT</b>	<b>55/0</b>	<b>55/0</b>	<b>55/0</b>
Stormwater Manager		1	1	1
Assistant Stormwater Manager		1	1	1
Correctional Officer - Stormwater		12	12	12
Chemical Application Supervisor		1	1	1
Chemical Application Technician		2	2	2
Stormwater Drainage Technician		1	1	1
Stormwater Crew Supervisor		2	2	2
Crew Leader - Stormwater		4	4	4
Equipment Operator Crew Leader		1	1	1
Equipment Operator III		8	8	8
Equipment Operator II		4	4	4
Equipment Operator I		3	3	3
Maintenance Worker I		14	14	14
Administrative Technician		1	1	1
<b>Total Full Time/Part Time Positions</b>		<b>65/0</b>	<b>65/0</b>	<b>65/0</b>

**Non-Departmental - Contingency**

**Program Description:**

Departments' budget specific appropriations and expenditures pertaining solely to that department. However, large emergency expenditures are not always accounted for by a specific department; therefore, we have established the contingency section to record these appropriations and expenditures.

**Non-Departmental - Non-Categorical**

**Program Description:**

Departments budget specific appropriations and expenditures pertaining solely to that department. However, certain expenditures are not applicable to a specific department and we have established the non-categorical section for recording these appropriations and expenditures. This cost center factors a cost allocation charge that reimburses the General Fund for administrative services provided in the previous year.

**Non-Departmental - Inter Fund Transfers**

**Program Description:**

This cost center records the allocations of appropriations to the Capital Improvement Projects Fund for recording and accounting purposes.

<b>Project Description</b>	<b>Budget</b>
Pipe Rehabilitation/Replacement*	\$1,003,179
<b>TOTAL</b>	<b>\$1,003,179</b>

\* The detail for these projects can be found in the Capital Improvement Program Budget Book.

## STORMWATER FUND / 0202

### Drainage

#### **Program Description:**

The Drainage division is responsible for review and inspection of site development construction projects. These duties include but are not limited to: insuring proper handling of Stormwater runoff and compliance with the new Unified Development Ordinance.

#### **Goals, Objectives and Performance Data**

<b>Goal:</b>	To review plans within a timely manner and provide onsite inspection.		
<b>Objective:</b>	To ensure compliance with Federal, State and Local laws.		
	<b>FY15</b>	<b>FY16</b>	<b>FY17</b>
<b>Performance Indicators:</b>	<b>Actual</b>	<b>Actual</b>	<b>Projected</b>
Number of plans reviewed	62	73	68

#### **Budget Notes:**

The following capital was approved in this budget:

CCTV Truck (Upgrade to existing Truck) = \$68,873

### Stormwater

#### **Program Description:**

The Stormwater division, managed by the Engineering Department of the Development Resource Center is responsible for providing engineering services for the Columbus Consolidated Government. Services include reporting and monitoring Stormwater activity, meeting federal and state Stormwater mandates.

#### **Goals, Objectives and Performance Data**

<b>Goal:</b>	To document in-stream water quality trends and pollutant removal efficiencies of stormwater best management practices (BMPs) through our GaEPD-approved Stormwater Management Program to include wet weather, 303(d) creek program.		
<b>Objective:</b>	Perform required water quality monitoring for the wet weather, 303(d) program.		
	<b>FY15</b>	<b>FY16</b>	<b>FY17</b>
<b>Performance Indicators:</b>	<b>Actual</b>	<b>Actual</b>	<b>Projected</b>
Number of samples collected for two monitoring programs	392	404	404

## STORMWATER FUND / 0202

### Stormwater (cont'd)

<b>Goal:</b>	To educate our citizens and promote environmental stewardship through our Public Information & Education Program and perform required inlet marking as part of the Community Rating System (Floodplain Management Program)		
<b>Objective:</b>	Storm sewer inlets marked.		
<b>Performance Indicators:</b>	<b>FY15 Actual</b>	<b>FY16 Actual</b>	<b>FY17 Projected</b>
Number of inlets marked	250	250	250

### Stormwater Maintenance

#### **Program Description:**

The Stormwater/Sewer Maintenance Division, managed by Public Works Department, is responsible for maintaining storm easements including ditches, inlets, drain pipes, watersheds, detention and retention ponds, construction and installation of storm sewers and ensuring the free flow of storm water.

#### **Goals, Objectives and Performance Data**

<b>Goal:</b>	To improve the flow of water in storm drain pipes.		
<b>Objective:</b>	Pressure clean 19.9 miles of storm drainpipes to help prevent blockage.		
<b>Performance Indicators:</b>	<b>FY15 Actual</b>	<b>FY16 Actual</b>	<b>FY17 Projected</b>
Miles of storm drain pipes pressured cleaned annually	19.0	19.9	20.0

#### **Budget Notes:**

The following capital was approved in this budget:

Mid Size Two Wheel Drive Pick Up Truck (Replacement) = \$19,725

Dual Axle Equipment Trailer (Replacement) = \$3,800

Eductor Truck (Replacement) = \$346,085

Tow Behind Air Compressor (Replacement) = \$11,550

Gas Powered Tamp (Replacement) = \$3,000

3" Gas Powered Tamp (Replacement) = \$1,350

Schatulga Washrack Environmental Compliance Project = \$30,000

### Other Maintenance and Repairs

#### **Program Description:**

The Facilities Maintenance Division is responsible for maintaining city facilities, including minor renovations. This cost center is established to account for maintenance and repair activities specific to the Sewer Fund divisions.



# PAVING FUND

**The Paving Fund accounts for maintenance of and improvements to the City's roads and bridges.**



Paving Fund

**Expenditures By Division**

			FY14 Actual	FY15 Actual	FY16 Actual*	FY17 Adopted
590:						
2000	Contingency	\$	-	\$ -	\$ -	\$ 60,604
3000	Non-Categorical		998,226	987,619	1,115,104	1,090,368
4000	Inter Fund Transfer		1,297,140	2,000,091	2,259,747	1,503,274
250:						
2200	Highways & Roads		962,253	908,472	907,011	1,182,662
260:						
3110	Street Repairs & Maintenance		4,789,314	3,900,728	3,757,978	4,415,947
3120	Environmental Maintenance		6,381,992	6,366,680	6,386,250	7,041,634
3130	Right of Way Maintenance -		244,176	243,119	222,059	241,215
3710	Other Maintenance & Repairs		837	2,262	419	5,000
<b>DEPARTMENT TOTAL</b>		<b>\$</b>	<b>14,673,938</b>	<b>\$ 14,408,971</b>	<b>\$ 14,648,567</b>	<b>\$ 15,540,704</b>
<b>% CHANGE</b>				<b>-1.81%</b>	<b>1.66%</b>	<b>6.09%</b>

\* Unaudited

**Expenditures By Category**

			FY14 Actual	FY15 Actual	FY16 Actual*	FY17 Adopted
Personal Services	\$		7,948,037	\$ 7,724,156	\$ 7,305,752	\$ 7,683,422
Operations			4,217,588	4,301,880	4,376,185	5,131,094
<b>OPERATING BUDGET</b>	<b>\$</b>		<b>12,165,625</b>	<b>\$ 12,026,036</b>	<b>\$ 11,681,938</b>	<b>\$ 12,814,516</b>
Capital Budget			2,508,313	2,382,935	2,966,629	2,726,188
<b>DEPARTMENT TOTAL</b>	<b>\$</b>		<b>14,673,938</b>	<b>\$ 14,408,971</b>	<b>\$ 14,648,567</b>	<b>\$ 15,540,704</b>
<b>% CHANGE</b>				<b>-1.81%</b>	<b>1.66%</b>	<b>6.09%</b>

\* Unaudited

**PAVING FUND / 0203**

**Personnel Summary: Authorized Positions**

	FY15 Actual	FY16 Actual	FY17 Adopted
<b>250-2200 Highways &amp; Roads FT/PT</b>	<b>14/0</b>	<b>14/0</b>	<b>15/0</b>
Engineering Director	1	1	1
Engineering Inspection Coordinator	1	1	1
Engineering Inspector	3	3	3
Survey Crew Leader	2	2	2
Project Engineer*	0	0	1
Survey Supervisor	1	1	1
Administrative Secretary	1	1	1
Survey Technician	1	1	1
Administrative Assistant	1	1	1
GIS Technician	1	1	1
Survey Crew Worker	1	1	1
Senior Engineer Technician	1	1	1
<b>260-3110 Streets FT/PT/Inmate Labor</b>	<b>70/0/15</b>	<b>70/0/15</b>	<b>70/0/15</b>
Street Maintenance Manager	1	1	1
Assistant Street Maintenance Manager	1	1	1
Heavy Equipment Manager	0	0	0
Correctional Officer - Streets	3	3	3
Correctional Officer - Heavy Equipment	1	1	1
Public Works Crew Supervisor	2	2	2
Heavy Equipment Supervisor	2	2	2
Public Works Crew Leader	6	6	6
Senior Heavy Equipment Operator	2	2	2
Heavy Equipment Operator	2	2	2
Equipment Operator III	10	10	10
Equipment Operator II	5	5	11
Equipment Operator I	6	6	0
Maintenance Worker III	6	6	6
Maintenance Worker II	4	4	4
Maintenance Worker I	17	17	17
Administrative Technician I	2	2	2
Inmate Labor	15	15	15
<b>260-3120 Urban Forestry &amp; Beautification FT/PT/Temp</b>	<b>84/0/2</b>	<b>84/0/2</b>	<b>84/0/2</b>
Forestry & Beautification Manager	1	1	1
Assistant Manager - Beautification	1	1	1
Assistant Manager - Forestry	1	1	1
Contract Inspector	1	1	1
Urban Forestry Supervisor	1	1	1
Forestry Administrator	1	1	1
Tree Trimmer Crew Leader	5	5	4
Tree Trimmer Crew Leader II	1	1	2
Tree Trimmer II	1	1	1
Tree Trimmer I	1	1	1

**PAVING FUND / 0203**

	<b>FY15 Actual</b>	<b>FY16 Actual</b>	<b>FY17 Adopted</b>
Administrative Technician I	2	2	2
Chemical Applications Supervisor**	1	1	0
Chemical Applications Technician	2	2	2
Correctional Officer - Forestry	10	10	7
Correctional Officer - Stormwater	0	0	2
Correctional Officer - Street Maintenance	0	0	1
Equipment Operator III	16	16	16
Equipment Operator II	11	11	11
Equipment Operator I	8	8	8
Maintenance Worker I	15	15	15
Public Works Crew Leader	4	4	4
Public Works Supervisor**	1	1	2
Maintenance Worker I (Temporary)	2	2	2
<b>260-3130 Right of Way Maintenance - Community Service FT/PT</b>	<b>3/13</b>	<b>3/13</b>	<b>3/13</b>
Community Service Coordinator	1	1	1
Public Services Crew Leader	2	2	2
Maintenance Worker I - Part Time	13	13	13
<b>Total Full Time/Part Time/Temporary &amp; Inmate Labor</b>	<b>171/13/17</b>	<b>171/13/17</b>	<b>172/13/17</b>

*\*Project Engineer Position G22 transferred from General Fund 0101 to Paving Fund 0203.*

*\*\*Reclassified Chemical Applications Supervisor G13 to Public Works Supervisor G15 and Reclassified Public Works Supervisor G13 to Public Works Supervisor G15.*

**Non-Departmental - Contingency**

**Program Description:**

Departments budget specific appropriations and expenditures pertaining solely to that department. However, large emergency expenditures are not always accounted for by a specific department; therefore, we have established the contingency section to record these appropriations and expenditures.

**Non-Departmental - Non-Categorical**

**Program Description:**

Departments budget specific appropriations and expenditures pertaining solely to that department. However, certain expenditures are not applicable to a specific department and we have established the non-categorical section for recording these appropriations and expenditures. This cost center factors a cost allocation charge that reimburses the General Fund for administrative services provided in the previous year.

**Non-Departmental - Inter-fund Transfers**

**Program Description:**

This cost center records the allocations of appropriations to the Capital Improvement Projects Fund for recording and accounting purposes.

<b>Project Description:</b>	<b>Budget</b>
Resurfacing/Road Improvements	\$ 1,503,274
<b>Total:</b>	\$ 1,503,274

\* The detail for these projects can be found in the Capital Improvement Program Budget Book.

**PAVING FUND / 0203**

**Highway and Roads**

**Program Description:**

The Highway and Roads division, managed by the Engineering Department, provides engineering services to agencies of the Columbus Consolidated Government. Services include street acceptance, preparation of engineering reports and studies, identifying easements and public right of ways, drafting construction plans, contracts and specifications, inspecting construction projects and administering construction contracts. The division manages the pavement management program.

**Goals, Objectives and Performance Data**

<b>Goal:</b>	To increase the citizen satisfaction of the City's roadways.		
<b>Objective:</b>	To reduce the number of calls for unsatisfactory utility repairs through permit management.		
<b>Performance Indicators:</b>	<b>FY15 Actual</b>	<b>FY16 Actual</b>	<b>FY17 Projected</b>
Number of permits	1,993	1,500	1,650

**Budget Notes:**

The following capital was approved in this budget:

Survey Equipment = \$8,124

Small Bucket Truck (Replacement) = \$151,440

**Streets**

**Program Description:**

To repair right-of-way areas; i.e. potholes, asphalt maintenance, curbs/gutters, sidewalks, guardrails, inlet tops and fences.

**Goals, Objectives and Performance Data**

<b>Goal:</b>	To improve asphalt maintenance as well as all curb and gutter and other various concrete maintenance within the City of Columbus.		
<b>Objective:</b>	To increase asphalt maintenance and repairs as well as concrete work.		
<b>Performance Indicators:</b>	<b>FY15 Actual</b>	<b>FY16 Actual</b>	<b>FY17 Projected</b>
Tonnage of Asphalt Used	2,296	2,400	2,600

<b>Goal:</b>	To keep sidewalks and curbs and gutters in a safe and serviceable condition.		
<b>Objective:</b>	To provide safer sidewalks by removing trip hazards and making the necessary repairs as found by our staff and or reported by our citizens.		
<b>Performance Indicators:</b>	<b>FY15 Actual</b>	<b>FY16 Actual</b>	<b>FY17 Projected</b>
Yards of concrete poured	677	1,300	1,500

**Budget Notes:**

The following capital was approved in this budget:

Two (2) Tandem Cab/Chassis w/18 Yard Dump Body Trucks (Replacement) = \$320,000

Four (4) Flat-Bed Dump Truck w/12ft Body (Replacement) = \$152,360

Two (2) Full Size 4x4 1/2 Ton Crew Cab Four Door Pickup Trucks (Replacement) = \$68,020

Mid Size SUV 4x4 (Replacement) = \$30,690

Mini Excavator (Replacement) = \$40,000

**PAVING FUND / 0203**

**Urban Forestry & Beautification**

**Program Description:**

To cut vegetation along city right-of-ways and city property, to apply herbicides to reduce the amount of unwanted vegetation, to provide landscaping activities along city right-of-ways and city property, to provide emergency response services for removal of debris, spills, and ice on the roadways, and to assist other divisions as needed. Also to provide urban forestry services to include removing, pruning, and planting of city trees. The division also provides contract inspection on the city's gateways and enforces the Tree Preservation and Replacement Ordinance.

**Goals, Objectives and Performance Data**

<b>Goal:</b>	To maintain a neat appearance within the city's small median type parks.		
<b>Objective:</b>	Service an average of 62 parks once every two weeks.		
<b>Performance Indicators:</b>	<b>FY15 Actual</b>	<b>FY16 Actual</b>	<b>FY17 Projected</b>
Average number of parks maintained every two weeks during peak growth months	69	62	69

**Goals, Objectives and Performance Data**

<b>Goal:</b>	To maintain a well cut appearance of the city's right of ways and other property.		
<b>Objective:</b>	To increase the amount of miles right of ways and other property cut each year.		
<b>Performance Indicators:</b>	<b>FY15 Actual</b>	<b>FY16 Actual</b>	<b>FY17 Projected</b>
Annual miles of vegetation cut	2,533	2,520	2,600

<b>Goal:</b>	To prune trees on city properties.		
<b>Objective:</b>	Increase the number of trees pruned by 3%.		
<b>Performance Indicators:</b>	<b>FY15 Actual</b>	<b>FY16 Actual</b>	<b>FY17 Projected</b>
Number of trees pruned	4,835	3,600	3,708

**Budget Notes:**

The following capital was approved in this budget:

- F-550 Herbicide Truck with Boom Sprayer (Replacement) = \$95,000
- Full Size SUV 4x4 1/2 Ton Crew Cab Four Door Pickup Trucks (Replacement) = \$34,010
- Three (3) Flat-Bed Dump Truck w/12ft Body (Replacement) = \$114,270
- Full Size 1/2 Ton Crew Cab Truck w/100 Gallon Herbicide Sprayer (Replacement) = \$50,000
- Crew Cab F-750 Truck with Chipper Dump Body (Replacement) = \$94,000
- Stump Grinder with Tracks and Trailer (Replacement) = \$65,000
- Capital Lease for Three (3) Street Sweepers (Replacement) = \$167,421

**PAVING FUND / 0203**

**Right of Way Maintenance - Community Service**

**Program Description:**

Maintains two (2) city cemeteries and 40-50 city owned properties. Provide support for various city supported activities such as Riverfest Weekend, Help the Hooch, Christmas tree and telephone book recycling programs. Clean the city and county right-of-way of litter and debris.

**Goals, Objectives and Performance Data**

<b>Goal:</b>	To pick up litter on the City's rights-of-ways.		
<b>Objective:</b>	To increase the number of miles policed by 3% every year.		
<b>Performance Indicators:</b>	<b>FY15 Actual</b>	<b>FY16 Actual</b>	<b>FY17 Projected</b>
Number of miles policed	11,296	11,635	12,000

<b>Goal:</b>	To increase the number of probationers assigned.		
<b>Objective:</b>	Coordinate directly with the Courts to increase by 5% the number of sentenced individuals and assigning them to the Department of Public Services.		
<b>Performance Indicators:</b>	<b>FY15 Actual</b>	<b>FY16 Actual</b>	<b>FY17 Projected</b>
Number of probationers assigned	306	325	340

**Other Maintenance & Repairs**

**Program Description:**

The Facilities Maintenance Division is responsible for maintaining city facilities, including minor renovations. This cost center is established to account for maintenance and repair activities specific to the Paving Fund divisions.

# MEDICAL CENTER FUND

**The Medical Center Fund  
accounts for funding indigent  
hospital care for the residents  
of Columbus.**



## MEDICAL CENTER FUND / 0204

### Mission Statement:

The Consolidated Government and the Medical Center have a contractual agreement whereby hospital services are provided to indigent Muscogee County residents. The Medical Center receives an amount equal to the revenue produced by three mills of property tax to cover such services after the approval of said patient bills by the Consolidated Government.

### Expenditures By Division

	FY14 Actual	FY15 Actual	FY16 Actual*	FY17 Adopted
200:				
3000 Medical Center	\$ 14,024,526	\$ 14,483,053	\$ 14,690,698	\$ 14,253,667
<b>DEPARTMENT TOTAL</b>	<b>\$ 14,024,526</b>	<b>\$ 14,483,053</b>	<b>\$ 14,690,698</b>	<b>\$ 14,253,667</b>
<b>% CHANGE</b>		<b>3.27%</b>	<b>1.43%</b>	<b>-2.97%</b>

\* Unaudited

### Expenditures By Category

	FY14 Actual	FY15 Actual	FY16 Actual*	FY17 Adopted
Personal Services	\$ -	\$ -	\$ -	\$ -
Operations	14,024,526	14,483,053	14,690,698	14,253,667
<b>OPERATING BUDGET</b>	<b>\$ 14,024,526</b>	<b>\$ 14,483,053</b>	<b>\$ 14,690,698</b>	<b>\$ 14,253,667</b>
Capital Budget	-	-	-	-
<b>DEPARTMENT TOTAL</b>	<b>\$ 14,024,526</b>	<b>\$ 14,483,053</b>	<b>\$ 14,690,698</b>	<b>\$ 14,253,667</b>
<b>% CHANGE</b>		<b>3.27%</b>	<b>1.43%</b>	<b>-2.97%</b>

\* Unaudited

# INTEGRATED WASTE FUND

**The Integrated Waste Fund  
accounts for the expenses  
associated with the collection  
and disposal of solid waste and  
recycling.**



Integrated Waste Fund

**Expenditures By Division**

	<b>FY14 Actual</b>	<b>FY15 Actual</b>	<b>FY16 Actual*</b>	<b>FY17 Adopted</b>
590:				
2000 Contingency	\$ -	\$ -	\$ -	\$ 39,648
3000 Non-Categorical	1,193,146	1,365,292	1,107,536	1,111,317
4000 Inter Fund Transfer	-	-	-	-
260:				
3510 Solid Waste Collection	6,198,372	6,298,774	6,362,903	7,081,605
3520 Recycling	1,320,264	1,225,840	1,277,667	1,148,311
3540 Granite Bluff Inert Landfill	248,196	233,254	250,251	254,696
3550 Oxbow Meadows Inert Landfill	4,759	3,117	2,990	-
3560 Pine Grove Sanitary Landfill	1,810,340	(498,830)	1,501,345	1,671,949
3570 Recycling Sustainability Center	851,299	919,256	1,078,531	988,848
3580 Ft. Benning Recycling	-	89,344	124,619	135,898
3710 Other Maintenance & Repairs	5,693	9,651	7,682	13,580
270:				
3150 Refuse Collection	98,977	91,414	89,058	83,148
<b>DEPARTMENT TOTAL</b>	<b>\$ 11,731,046</b>	<b>\$ 9,737,112</b>	<b>\$ 11,802,582</b>	<b>\$ 12,529,000</b>
<b>% CHANGE</b>		<b>-17.00%</b>	<b>21.21%</b>	<b>6.15%</b>

\* Unaudited

**Expenditures By Category**

	<b>FY14 Actual</b>	<b>FY15 Actual</b>	<b>FY16 Actual*</b>	<b>FY17 Adopted</b>
Personal Services	\$ 5,676,308	\$ 5,845,221	5,868,679	\$ 5,589,407
Operations	5,546,469	5,814,901	5,785,737	5,630,593
<b>OPERATING BUDGET</b>	<b>\$ 11,222,777</b>	<b>\$ 11,660,122</b>	<b>\$ 11,654,416</b>	<b>\$ 11,220,000</b>
Capital Budget	508,269	(1,923,010)	148,165	1,309,000
<b>DEPARTMENT TOTAL</b>	<b>\$ 11,731,046</b>	<b>\$ 9,737,112</b>	<b>\$ 11,802,582</b>	<b>\$ 12,529,000</b>
<b>% CHANGE</b>		<b>-17.00%</b>	<b>21.21%</b>	<b>6.15%</b>

\* Unaudited

**INTEGRATED WASTE FUND / 0207**

**Personnel Summary: Authorized Positions**

	<b>FY15</b>	<b>FY16</b>	<b>FY17</b>
	<b>Actual</b>	<b>Actual</b>	<b>Adopted</b>
<b>260-3510 Solid Waste Collection FT/PT</b>	<b>71/0</b>	<b>71/0</b>	<b>71/0</b>
Assistant Public Works Director	1	1	1
Solid Waste & Recycling Manager	1	1	1
Asst Division Mgr - Solid Waste & Recycling	1	1	1
Waste Collection Route Supervisor	5	5	5
Waste Equipment Operator	58	58	58
Waste Collection Worker	4	4	4
Animal Control Officer I	1	1	1
<b>260-3520 Recycling FT/PT</b>	<b>13/0</b>	<b>13/0</b>	<b>13/0</b>
Recycling Route Supervisor	1	1	1
Recycling Truck Driver	8	8	8
Waste Equipment Operator	4	4	4
<b>260-3540 Granite Bluff Inert Landfill FT/PT</b>	<b>3/0</b>	<b>3/0</b>	<b>3/0</b>
Landfill Supervisor	1	1	1
Landfill Operator	2	2	2
<b>260-3560 Pine Grove Sanitary Landfill FT/PT</b>	<b>13/0</b>	<b>13/0</b>	<b>13/0</b>
Waste Disposal Manager	1	1	1
Assistant Waste Disposal Manager	1	1	1
Senior Landfill Operator	1	1	1
Heavy Equipment Operator	4	4	4
Landfill Operator	5	5	5
Landfill Maintenance Technician	1	1	1
<b>260-3570 Recycling Center FT/PT</b>	<b>7/0</b>	<b>10/0</b>	<b>10/0</b>
Recycling Center Manager	1	1	1
Compost Manager	1	1	1
Correctional Detail Officer	2	4	4
Line Supervisor	1	1	1
Dropoff Site Operator	1	1	1
Scale Operator	1	1	1
Keep Columbus Beautiful Director	0	1	1
<b>270-3150 Refuse Collection FT/PT</b>	<b>1</b>	<b>1</b>	<b>1</b>
Motor Equipment Operator III	1	1	1
<b>Total Full Time/Part Time Positions</b>	<b>108/0</b>	<b>111/0</b>	<b>111/0</b>

## INTEGRATED WASTE FUND / 0207

### Non-Departmental Contingency

**Program Description:**

The Contingency Fund is an amount established in each annual budget to finance unusual items, which cannot be anticipated in the budget preparation. As these items occur during the year, transferring the required funds to the appropriate account reduces the contingency.

### Non-Departmental Non-Categorical

**Program Description:**

Departments budget specific appropriations and expenditures pertaining solely to that department. However, certain expenditures are not applicable to a specific department and we have established the non-categorical section for recording these appropriations and expenditures. This cost center factors a cost allocation charge that reimburses the General Fund for administrative services provided in the previous year. The largest component of the cost allocation charges to the Integrated Waste Fund is vehicle maintenance.

### Non-Departmental Inter fund Transfers

**Program Description:**

This cost center records the allocations of appropriations to the Capital Improvement Projects Fund for recording and accounting purposes.

### Solid Waste Collection

**Program Description:**

The Solid Waste Collection division collects household garbage, yard waste and bulky waste.

**Goals, Objectives and Performance Data**

<b>Goal:</b>	To lower the number of collection stops missed.		
<b>Objective:</b>	To reduce the number of missed pick-ups by 3% annually.		
<b>Performance Indicators:</b>	<b>FY15 Actual</b>	<b>FY16 Actual</b>	<b>FY17 Projected</b>
Annual number of stops	3,960	5,258	3,500

**INTEGRATED WASTE FUND / 0207**

**Solid Waste Collection (con't)**

**Goals, Objectives and Performance Data**

<b>Goal:</b>	To reduce the number of customer complaints.		
<b>Objective:</b>	To reduce the number of customer complaints by 3% annually.		
<b>Performance Indicators:</b>	<b>FY15 Actual</b>	<b>FY16 Actual</b>	<b>FY17 Projected</b>
Annual number of general complaints	27	44	25

**Budget Notes:**

The following capital was approved in this budget:

Capital Lease for Garbage Trucks/Bull Dozier/Grab All Trucks (Replacement) = \$1,244,000

**Recycling**

**Program Description:**

This division is responsible for the collection of Recyclable Commodities.

**Goals, Objectives and Performance Data**

<b>Goal:</b>	To promote the concept of recycling to the general public.		
<b>Objective:</b>	Increase the tonnage of recyclables collected.		
<b>Performance Indicators:</b>	<b>FY15 Actual</b>	<b>FY16 Actual</b>	<b>FY17 Projected</b>
Tons of Recyclables collected	4,399	5,483	6,200

<b>Goal:</b>	Improve the multi-family housing recycling program.		
<b>Objective:</b>	Increase the number of apartment complexes participating in the multi-family housing recycling program.		
<b>Performance Indicators:</b>	<b>FY15 Actual</b>	<b>FY16 Actual</b>	<b>FY17 Projected</b>
Number of complexes participating	15	16	18

**INTEGRATED WASTE FUND / 0207**

**Granite Bluff Inert Landfill**

**Program Description:**

The Granite Bluff Inert Landfill site is responsible to operate a state of the art inert landfill in compliance with Federal, State, and Local directives.

**Oxbow Meadows Inert Landfill**

**Program Description:**

The Oxbow Meadows Inert Landfill gives the City of Columbus an increased disposal capacity, and therefore an increased life span for this critical disposal element. The landfill is operated five days a week in full compliance with all State and Federal regulating statutes.

**Pine Grove Landfill**

**Program Description:**

The Pine Grove Landfill responsibility is to operate a state of the art Municipal Solid Waste Landfill in compliance with Federal, State and Local directives.

**Goals, Objectives and Performance Data**

<b>Goal:</b>	To increase diversion rate by 1% each year.		
<b>Objective:</b>	Increasing diversion will extend the life of the landfill by decreasing the material tonnage which would otherwise be placed in the landfill.		
<b>Performance Indicators:</b>	<b>FY15</b>	<b>FY16</b>	<b>FY17</b>
	<b>Actual</b>	<b>Actual</b>	<b>Projected</b>
Annual Diversion and Recycling Rates	12.5%	18.5%	19.5%

## **INTEGRATED WASTE FUND / 0207**

### **Recycling Sustainability Center**

**Program Description:**

This division is responsible for the collection of Recyclable Commodities.

### **Other Maintenance & Repairs**

**Program Description:**

The Facilities Maintenance Division is responsible for maintaining city facilities, including minor renovations. This cost center is established to account for maintenance and repair activities specific to the Integrated Waste Fund division.

### **Refuse Collections**

**Program Description:**

The Parks and Recreation Department is responsible for the pick-up of waste deposited in trash receptacles in parks around the city. Operating with one truck, this division picks up trash from over 2,000 cans in 52 parks including South Commons and the River Walk. The Parks Refuse division operates seven days a week from April 1 to November 1, and five days a week the remaining 5 months per year. During the week, the division is able to utilize inmate labor. The truck makes two trips per day to the landfill except for Saturday when the landfill closes at noon and on Sunday when the landfill is closed.



# EMERGENCY TELEPHONE FUND

**The Emergency Telephone Fund  
accounts for expenses for the  
Emergency 911 System that ensures  
public safety departments respond  
quickly to emergency situations.**



Emergency Telephone Fund / E911

**Mission Statement:**

The 911 Center will provide effective and responsive emergency and non-emergency communication services in a professional and efficient manner for public safety and other agencies. As an integral part of the Columbus Community, we are committed to communicate with those we serve and to join with them in establishing priorities to enhance the quality of life for the entire community.

**Expenditures By Division**

		<b>FY14 Actual</b>	<b>FY15 Actual</b>	<b>FY16 Actual*</b>	<b>FY17 Adopted</b>
400:					
3220	E-911	\$ 3,490,730	\$ 3,473,308	\$ 3,543,272	\$ 3,771,952
590:					
2000	Contingency	-	-	-	18,508
3000	Non Categorical	188,399	202,555	209,735	209,232
4000	Inter Fund Transfer	-	-	-	-
<b>DEPARTMENT TOTAL</b>		<b>\$ 3,679,129</b>	<b>\$ 3,675,863</b>	<b>\$ 3,753,007</b>	<b>\$ 3,999,692</b>
<b>% CHANGE</b>			<b>-0.09%</b>	<b>2.10%</b>	<b>6.57%</b>

\* Unaudited

**Expenditures By Category**

	<b>FY14 Actual</b>	<b>FY15 Actual</b>	<b>FY16 Actual*</b>	<b>FY17 Adopted</b>
Personal Services	\$ 2,484,198	\$ 2,450,373	\$ 2,319,828	\$ 2,514,932
Operations	1,186,775	1,217,842	1,413,827	1,484,760
<b>OPERATING BUDGET</b>	<b>\$ 3,670,973</b>	<b>\$ 3,668,215</b>	<b>\$ 3,733,655</b>	<b>\$ 3,999,692</b>
Capital Budget	8,156	7,648	19,351	-
<b>DEPARTMENT TOTAL</b>	<b>\$ 3,679,129</b>	<b>\$ 3,675,863</b>	<b>\$ 3,753,007</b>	<b>\$ 3,999,692</b>
<b>% CHANGE</b>		<b>-0.09%</b>	<b>2.10%</b>	<b>6.57%</b>

\* Unaudited

## EMERGENCY TELEPHONE FUND / 0209

### Personnel Summary: Authorized Positions

		FY15	FY16	FY17
		Actual	Actual	Adopted
<b>400-3220 E-911</b>	<b>FT/PT</b>	<b>53/1</b>	<b>53/1</b>	<b>53/1</b>
Police Lieutenant		1	1	1
911 Center Supervisor		6	6	6
Communication Technician III		22	22	22
Communications Technician II		8	8	8
Communications Technician I		15	15	15
Administrative Secretary		1	1	1
Administrative Clerk (PT)		1	1	1
<b>Total Full Time/Part Time Positions</b>		<b>53/1</b>	<b>53/1</b>	<b>53/1</b>

### Emergency Telephone

#### Program Description:

The 911 Center is divided into two areas: the Public Safety Message Center and the Emergency Operations Center. The Public Safety Message Center is the administrative telephone-answering unit for the Police and Fire Departments. The 911 Operations Center is responsible for receiving requests for emergency services and dispatching the appropriate units to the emergency; monitoring and dispatching the Police, State Sheriff's, Fire and EMS radio channels; the Civil Defense National Warning System; all bank alarms, the FBI and National Guard Alarms; and implementing emergency procedures in concert with other agencies.

#### Goals, Objectives and Performance Data

<b>Goal:</b>	To provide emergency and non-emergency communications services in a professional and efficient manner for public safety and other agencies.			
<b>Objective:</b>	To dispatch all calls for service in a timely, accurate and professional manner.			
		FY15	FY16	FY17
<b>Performance Indicators:</b>		Actual	Actual	Projected
Police Calls Dispatched		169,316	165,459	177,818
Fire Calls Dispatched		21,291	19,943	19,710
EMS Calls Dispatched		29,602	30,763	28,710

### Non-Departmental Contingency

#### Program Description:

The Contingency Fund is an amount established in each annual budget to finance unusual items, which cannot be anticipated in the budget preparation. As these items occur during the year, transferring the required funds to the appropriate account reduces the contingency.

### Non-Categorical

#### Program Description:

Appropriations and expenditures that pertain solely to a specific department are budgeted by that department. However, there are certain expenditures that are not applicable to a specific department. The non-categorical section has been established for recording these appropriations and expenditures.

# COMMUNITY DEVELOPMENT BLOCK GRANT FUND

**The Community Development Block Grant Fund accounts for grant monies received from the Department of Housing and Urban Development under the Community Development Block Grant Program.**



Community Development

**Program Description:**

Provide reinvestment opportunities including the promotion of providing decent, safe, affordable housing for all citizens by collaboration with non-profits and for profit housing developers.

**Expenditures By Division**

	FY14 Actual	FY15 Actual	FY16 Actual*	FY17 Adopted
245: CDBG Program	\$ 1,422,565	\$ 1,534,589	\$ 2,147,236	\$ 1,375,681
<b>DEPARTMENT TOTAL</b>	<b>\$ 1,422,565</b>	<b>\$ 1,534,589</b>	<b>\$ 2,147,236</b>	<b>\$ 1,375,681</b>
<b>% CHANGE</b>		<b>7.87%</b>	<b>39.92%</b>	<b>-35.93%</b>

\* Unaudited

**Expenditures By Category**

	FY14 Actual	FY15 Actual	FY16 Actual*	FY17 Adopted
Personal Services	\$ 172,812	\$ 120,386	\$ 197,506	\$ 250,100
Operations	1,199,311	1,409,437	1,931,763	1,116,055
<b>OPERATING BUDGET</b>	<b>\$ 1,372,123</b>	<b>\$ 1,529,823</b>	<b>\$ 2,129,269</b>	<b>\$ 1,366,155</b>
Capital Budget	50,442	4,767	17,967	9,526
<b>DEPARTMENT TOTAL</b>	<b>\$ 1,422,565</b>	<b>\$ 1,534,589</b>	<b>\$ 2,147,236</b>	<b>\$ 1,375,681</b>
<b>% CHANGE</b>		<b>7.87%</b>	<b>39.92%</b>	<b>-35.93%</b>

\* Unaudited

**COMMUNITY DEVELOPMENT BLOCK GRANT (CDBG) / 0210**

**Personnel Summary: Authorized Positions**

		<b>FY15 Actual</b>	<b>FY16 Actual</b>	<b>FY17 Adopted</b>
<b>245-1000 CDBG Administration</b>	<b>FT/PT</b>	<b>3/0</b>	<b>3/0</b>	<b>4/1</b>
Community Reinvestment Director*		0	0	1
Community Reinvestment Divison Manager		1	1	0
Finance Manager**		0	0	1
Community Reinvestment Planner***		0	0	1
Community Reinvestment Coordinator****		0	0	1
Community Reinvestment Technician II		1	1	0
Administrative Clerk I Part Time*****		0	0	1
Community Reinvestment Technician I		1	1	0
<b>245-2500 HOME Program</b>	<b>FT/PT</b>	<b>1/0</b>	<b>1/0</b>	<b>1/0</b>
Community Reinvestment Coordinator*****		0	0	1
Community Reinvestment Technician II		1	1	0
<b>Total Full Time/Part Time Positions</b>		<b>5/0</b>	<b>4/0</b>	<b>4/0</b>

\*Reclassified from Division Manager to Director funded 69% in CDBG Fund 0210, 21% from HOME Fund 0213 and 10% from General Fund 0101.

\*\* Funded 90% in CDBG Fund 0210 and 10% from HOME Fund 0213.

\*\*\* Funded 90% in CDBG Fund 0210 and 10% from HOME Fund 0213.

\*\*\*\*Reclassified from Community Reinvestment Tech. II to Community Reinvestment Coordinator funded 100% in CDBG Fund 0210.

\*\*\*\*\*Reclassified from Community Reinvestment Tech. I to Administrative Clerk I Part Time funded 93% in CDBG Fund 0210 and 7% in HOME Fund 0213.

\*\*\*\*\*Reclassified from Community Reinvestment Tech. II to Community Reinvestment Coordinator funded 18% in CDBG Fund 0210 and 82% in HOME Fund 0213.

**COMMUNITY DEVELOPMENT BLOCK GRANT (CDBG) / 0210**

**Program Description:**

The Community Reinvestment provides comprehensive CDBG reinvestment opportunities while providing services for the homeless and providing safe, affordable, and decent housing to the citizens of Muscogee County.

**Goals, Objectives and Performance Data**

<b>Goal:</b>	To provide decent housing and create a viable living environment.		
<b>Objective:</b>	To demolish previously cited code violations for unsafe housing units that create and/or contribute to slum and blight conditions.		
<b>Performance Indicators:</b>	<b>FY15 Actual</b>	<b>FY16 Actual</b>	<b>FY17 Adopted</b>
Number of code violations/citations/notices resulting in demolitions	35	10	10

<b>Goal:</b>	To prevent further deterioration and decline of neighborhoods through the correction of housing code violations in eligible residential structures.		
<b>Objective:</b>	To aid the elderly and/or disable citizens with emergency repairs through the Project Care Program.		
<b>Performance Indicators:</b>	<b>FY15 Actual</b>	<b>FY16 Actual</b>	<b>FY17 Adopted</b>
Number of project care rehabilitation	10	0	0

**Budget Notes:**

The following capital was approved in this budget:

Furniture = \$4,526

Computer Equipment = \$5,000

# WORKFORCE INNOVATION AND OPPORTUNITY ACT FUND

**The Workforce Innovation and Opportunity Act Fund accounts for grant monies received from the Georgia Department of Economic Development under the Job Training Partnership Act.**



## WORKFORCE INNOVATION AND OPPORTUNITY ACT (WIOA) FUND / 0220

### Program Description:

The Workforce Innovation and Opportunity Act (WIOA) Program accounts for grant monies received from the Department of Labor to carry out the federal objectives formerly carried out by the Job Training Partnership Act (JTPA) Program:

- To authorize and fund different employment and training programs.
- To establish programs that provide job-training services for dislocated workers, economically disadvantaged adults and youth facing significant employment barriers.

### Expenditures By Division

	FY14 Actual	FY15 Actual	FY16 Actual*	FY17 Adopted
Department Total	\$ 1,912,543	\$ 1,920,744	\$ 1,804,160	\$ 3,691,125
<b>DEPARTMENT TOTAL</b>	<b>\$ 1,912,543</b>	<b>\$ 1,920,744</b>	<b>\$ 1,804,160</b>	<b>\$ 3,691,125</b>
<b>% CHANGE</b>		<b>0.43%</b>	<b>-6.07%</b>	<b>104.59%</b>

\* Unaudited

### Personnel Summary: Authorized Positions

	FY15 Actual	FY16 Actual	FY17 Adopted
<b>680-6000 Workforce Innovation FT/PT</b>	<b>13/0</b>	<b>13/0</b>	<b>13/0</b>
Workforce Innovation & Opportunity Act Director	1	1	1
Assistant WIOA Director	1	1	1
Finance Manager- WIOA	1	1	1
Accounting Clerk	1	1	1
Administrative Technician	1	1	1
Data Control Supervisor	1	1	1
Program Monitor/Job Developer	1	1	1
Program Specialist I	3	3	3
Program Specialist II	2	2	2
Support Clerk	1	1	1
<b>Total Full Time/Part Time Positions*</b>	<b>13/0</b>	<b>13/0</b>	<b>13/0</b>

\* Seasonal and temporary employees vary

## Adult & Dislocated Workers

### Program Description:

WIOA authorizes “core” and “intensive” services. “Core” services are available to all adults and include job search and placement assistance; labor market information; initial assessment of skills and needs; information about available services; and follow-up services. “Intensive” services are available for unemployed individuals who are not able to find jobs through core services alone. These services include more comprehensive assessments, development of employment plans, counseling, case management and short-term pre-vocational services. Additionally, the Act authorizes the provision of temporary income support to enable participant continuation in training.

## **WORKFORCE INNOVATION AND OPPORTUNITY ACT (WIOA) FUND / 0220**

### **Youth**

#### **Program Description:**

WIOA authorizes eligible youth ages 14 through 21 to be considered as low-income and must meet one or more of the following challenges:

(1) School dropout; (2) basic literacy skills deficiency; (3) homeless, runaway, or foster child; (4) pregnant or a parent; (5) an offender; or (6) need help completing an educational program or securing/holding a job.

Furthermore, 30% of these funds must help those who are in school. Additionally, the program just provides summer employment opportunities linked to academic and occupational learning.

# ECONOMIC DEVELOPMENT AUTHORITY FUND

**The Economic Development  
Authority Fund accounts for  
dedicated millage for economic  
development within the City.**

**ECONOMIC DEVELOPMENT AUTHORITY FUND / 0230**

**Program Description:**

The Columbus Consolidated Government and the Development Authority of Columbus have an agreement whereby economic development activities that include; working with local and regional entities in attracting quality companies, working to broaden the Muscogee County tax base, job creation and retention are provided by the Development Authority, in conjunction with the Greater Columbus Chamber of Commerce. The Development Authority will receive the revenue produced by 0.25 mills of ad valorem taxes to cover such activities. Beginning in FY14, an additional 0.16 mills will be set aside in an Economic Development reserve, subject to Council approval and discretion.

**Expenditures By Division**

		<b>FY14 Actual</b>	<b>FY15 Actual</b>	<b>FY16 Actual*</b>	<b>FY17 Adopted</b>
590:					
1000	Agency Appropriations	\$ 1,115,256	\$ 2,098,078	\$ 1,953,499	\$ 2,275,611
<b>DEPARTMENT TOTAL</b>		<b>\$ 1,115,256</b>	<b>\$ 2,098,078</b>	<b>\$ 1,953,499</b>	<b>\$ 2,275,611</b>
<b>% CHANGE</b>			<b>88.13%</b>	<b>-6.89%</b>	<b>16.49%</b>

\* Unaudited

**Expenditures By Category**

		<b>FY14 Actual</b>	<b>FY15 Actual</b>	<b>FY16 Actual*</b>	<b>FY17 Adopted</b>
Personal Services		\$ -	\$ -	\$ -	\$ -
Operations		1,115,256	2,098,078	1,953,499	2,275,611
<b>OPERATING BUDGET</b>		<b>\$ 1,115,256</b>	<b>\$ 2,098,078</b>	<b>\$ 1,953,499</b>	<b>\$ 2,275,611</b>
Capital Budget		-	-	-	-
<b>DEPARTMENT TOTAL</b>		<b>\$ 1,115,256</b>	<b>\$ 2,098,078</b>	<b>\$ 1,953,499</b>	<b>\$ 2,275,611</b>
<b>% CHANGE</b>			<b>88.13%</b>	<b>-6.89%</b>	<b>16.49%</b>

\* Unaudited

**Budget Notes:**

- NCR Payment (Year 2 of 10) - \$800,000
- .25 mills to Development Authority - \$1,137,806
- Economic Development Reserve - \$337,805

# DEBT SERVICE FUND

**The Debt Service Fund accounts  
for debt payments to meet the  
obligations for revenue bonds.**

## DEBT SERVICE FUND / 0405

### Program Description:

The Debt Service Fund accounts for the retirement of general obligation bond issues, Columbus Building Authority lease contracts, the Water Commissioners revolving loan contract and Lease Purchase Programs.

### Expenditures By Category -

	FY14 Actual	FY15 Actual	FY16 Actual*	FY17 Adopted
Personal Services	\$ -	\$ -	\$ -	\$ -
Operation	11,114,427	11,113,305	11,693,752	12,705,620
<b>OPERATING BUDGET</b>	<b>\$11,114,427</b>	<b>\$11,113,305</b>	<b>\$11,693,752</b>	<b>\$12,705,620</b>
Capital Budget	\$ -	\$ -	\$ -	\$ -
<b>PROGRAM TOTAL</b>	<b>\$11,114,427</b>	<b>\$11,113,305</b>	<b>\$11,693,752</b>	<b>\$12,705,620</b>
<b>% CHANGE</b>		<b>-0.01%</b>	<b>5.22%</b>	<b>8.65%</b>

\*Unaudited

### Overview and Debt Financing Principles:

The Columbus Consolidated Government maintains a Debt Service Fund. This fund is used to service debt from four sources: General Obligation Debt, Columbus Building Authority contractual debt, the Board of Water Commissioners revolving loan contract, and lease purchase programs with the Georgia Municipal Association. Proceeds of a dedicated property tax form the primary source of revenue for the Debt Service Fund; a 1% Special Purpose Local Option Sales Tax provides the primary source of revenue for the Sales Tax Proceeds Account Fund.

All local governments must determine how capital projects will be financed. It is the policy of the Columbus Consolidated Government (CCG) to use debt sparingly to retain the capacity to issue additional debt if the need arises. Currently, CCG is currently well below the 20% level that is considered by the credit industry to be a danger signal. In addition, the CCG is well below the legal debt ceiling for general obligation debt (details on Debt Margin below).


### Debt Margin:

The Columbus Consolidated Government remains below the debt ceiling of 10% of assessed value of taxable property established by the State of Georgia's constitution. CCG uses none of its established legal debt limit.

<p><b>The current general obligation bond rating:</b></p> <p><b>Standard &amp; Poor's: AA +</b>  <b>Moody's Investors Service: Aa2</b></p>
--

## DEBT SERVICE FUND / 0405

**Breakdown of Debt Limit**



**Computation of Legal Debt Margin  
For Fiscal Year Ending June 30, 2017**

Assessed value of taxable property*	\$ 5,126,025,436
Debt Limit: 10% of assessed value	512,602,544
Less: Amount of debt applicable to debt limit	0
<b>Legal Debt Margin Available</b>	<b>\$512,602,544</b>

\*Based on 2016 State Approved Gross Assessed Digest as of 08/01/2016.

### Contractual Debt: Columbus Building Authority -

The Columbus Building Authority was created to provide a means to issue revenue bonds to acquire, construct, equip, maintain, and operate self-liquidating projects. The Consolidated Government has an agreement with the Columbus Building Authority whereby all assets purchased through the Columbus Building Authority are leased to the Consolidated Government. The Consolidated Government services the Building Authority's debt in lieu of making rental payments. The Consolidated Government has directly or indirectly guaranteed the Authority's debt. In 2012, new bonds were issued, proceeds from which in part repaid outstanding balances from the Series 1999 and Series 2003 bonds.

For FY17, debt service fund expenditures are summarized as follows:

<i>Debt Service Summary:</i>	<b>Principal Payments</b>	<b>Interest Payments</b>	<b>Total Payments</b>
<b>2010 A</b>	\$ 2,761,994	\$ 386,367	\$ 3,149,361
<b>2010 B</b>	0	4,177,692	4,177,692
<b>2010 C</b>	0	125,400	125,400
<b>2012 A</b>	970,507	728,704	1,699,210
<b>2012 B</b>	<u>1,055,000</u>	<u>313,605</u>	<u>1,368,605</u>
<b>Total Bond Payments</b>	<b>\$ 4,787,501</b>	<b>\$5,731,768</b>	<b>\$ 10,519,269</b>
Lease Payments	\$ 1,919,494	\$266,857	\$2,186,351
<b>Total Debt Service Fund 0405</b>	<b>\$ 6,706,995</b>	<b>\$ 5,998,625</b>	<b>\$12,705,620</b>
Trade Center (2012 )	\$ 164,493	\$ 123,509	\$ 288,002
Oxbow (2012 )	<u>103,006</u>	<u>3,108</u>	<u>106,114</u>
<b>Total Other Funds Debt Service</b>	<b>\$ 267,499</b>	<b>\$ 126,617</b>	<b>\$ 394,116</b>
<b>Total Debt Service, FY17</b>	<b>\$ 6,974,494</b>	<b>\$6,125,242</b>	<b>\$ 13,099,736</b>

## DEBT SERVICE FUND / 0405

The amortization schedule for open bonds is outlined below:

### Columbus Building Authority Contractual Debt –

Fiscal Year	2010A Lease Revenue Bond		2010B Taxable Lease Revenue Bond		2010C Lease Revenue Bond	
	Principal	Interest** 1.0-4.0%	Principal	Interest 4.7-6.0%	Principal	Interest 6.0%
2015	2,637,650	520,212	0	4,177,691	0	125,400
2016	2,687,677	467,317	0	4,177,691	0	125,400
2017	2,761,994	386,367	0	4,177,691	0	125,400
2018	2,315,000	289,200	0	4,177,691	0	125,400
2019	2,410,000	196,600	0	4,177,691	0	125,400
2020	2,505,000	100,200	0	4,177,691	0	125,400
2021	0	0	2,605,000	4,177,691	0	125,400
2022	0	0	2,685,000	4,055,256	0	125,400
2023	0	0	2,770,000	3,923,691	0	125,400
2024	0	0	2,860,000	3,783,806	0	125,400
2025	0	0	2,960,000	3,635,086	0	125,400
2026	0	0	3,065,000	3,473,766	0	125,400
2027	0	0	3,175,000	3,302,126	0	125,400
2028	0	0	3,290,000	3,121,151	0	125,400
2029	0	0	3,415,000	2,930,331	0	125,400
2030	0	0	3,545,000	2,729,700	0	125,400
2031	0	0	3,685,000	2,517,000	0	125,400
2032	0	0	3,830,000	2,295,900	0	125,400
2033	0	0	3,980,000	2,066,100	0	125,400
2034	0	0	4,135,000	1,827,300	0	125,400
2035	0	0	4,295,000	1,579,200	0	125,400
2036	0	0	4,460,000	1,321,500	0	125,400
2037	0	0	4,635,000	1,053,900	0	125,400
2038	0	0	4,815,000	775,800	0	125,400
2039	0	0	5,005,000	486,900	0	125,400
2040	0	0	3,110,000	186,600	2,090,000	125,400
<b>Total</b>	<b>\$15,317,321</b>	<b>\$ 1,959,896</b>	<b>\$72,320,000</b>	<b>\$74,308,950</b>	<b>\$2,090,000</b>	<b>\$3,260,400</b>



**DEBT SERVICE FUND / 0405**

**Columbus Building Authority Contractual Debt –continued**

Fiscal Year	2012A Lease Revenue Refunding Bonds		2012B Taxable Lease Revenue Refunding Bonds		2012 Oxbow		2012 Trade Center	
	Principal	Interest	Principal	Interest	Principal	Interest	Principal	Interest
2015	923,478	775,519	1,005,000	354,205	92,350	7,413	156,522	131,443
2016	944,855	757,049	1,025,000	334,105	97,323	5,708	160,145	128,313
2017	970,507	728,703	1,055,000	313,605	103,006	3,108	164,493	123,509
2018	1,004,710	689,883	1,070,000	292,505	0	0	170,290	116,929
2019	1,047,464	649,695	1,100,000	271,105	0	0	177,536	110,118
2020	1,098,768	607,796	1,120,000	249,105	0	0	186,232	103,016
2021	1,145,797	563,846	405,000	215,505	0	0	194,203	95,567
2022	1,197,102	518,014	415,000	203,355	0	0	202,899	87,799
2023	1,248,406	470,130	435,000	190,905	0	0	211,594	79,683
2024	1,303,986	420,193	450,000	177,855	0	0	221,014	71,219
2025	1,351,015	381,074	470,000	165,705	0	0	228,985	64,589
2026	1,398,044	340,543	485,000	151,605	0	0	236,956	57,719
2027	1,449,348	298,602	505,000	137,055	0	0	245,652	50,611
2028	1,487,826	262,368	525,000	121,400	0	0	252,174	44,469
2029	1,539,131	225,173	550,000	104,600	0	0	260,870	38,165
2030	1,581,884	186,694	580,000	86,450	0	0	268,116	31,643
2031	1,633,188	143,193	600,000	66,150	0	0	276,812	24,270
2032	1,680,217	98,280	630,000	45,150	0	0	284,783	16,658
2033	1,735,797	52,074	660,000	23,100	0	0	294,203	8,826
2034	0	0	0	0	0	0	0	0
2035	0	0	0	0	0	0	0	0
2036	0	0	0	0	0	0	0	0
2037	0	0	0	0	0	0	0	0
2038	0	0	0	0	0	0	0	0
2039	0	0	0	0	0	0	0	0
2040	0	0	0	0	0	0	0	0
<b>Total</b>	<b>\$24,741,523</b>	<b>\$8,168,828</b>	<b>\$13,085,000</b>	<b>\$3,503,465</b>	<b>\$292,679</b>	<b>\$ 16,229</b>	<b>\$4,193,479</b>	<b>\$1,384,546</b>

# TRANSPORTATION FUND

**The Transportation Fund  
accounts for all expenses  
related to METRA, including  
administration and operation.**



**Mission Statement:**

METRA's mission is to provide safe, reliable, dependable and cost-effective transit service with a professional team of employees, dedicated to their customer needs and committed to excellence.

**Expenditures By Division**

	FY14 Actual	FY15 Actual	FY16 Actual*	FY17 Adopted
260:				
3710 Other Maint & Repairs	\$ 620	\$ 1,421	\$ 9,063	\$ 15,000
590:				
2000 Contingency	-	-	-	219,134
3000 Non-Categorical	465,479	503,879	306,709	291,186
4000 Inter-Fund Transfers	-	-	-	-
610:				
1000 Administration	170,569	178,859	172,132	197,482
2100 Operations	2,152,687	2,129,624	1,994,302	2,084,771
2200 Maintenance	1,651,171	1,323,007	1,110,629	1,501,544
2300 Dial-A-Ride	289,506	229,819	228,842	237,231
2400 Capital-FTA	888,281	986,352	1,195,530	1,715,208
2500 Capital-TSPLOST	-	(7,153)	645,272	47,960
2510 Admin. -TSPLOST	-	-	495	64,934
2520 Oper. -TSPLOST	-	-	10,190	805,244
2530 Maint. -TSPLOST	-	-	2,673	135,828
2540 D-A-R. -TSPLOST	-	-	14,042	165,823
2900 Charter Services	17,856	17,269	11,270	18,000
3410 Planning-FTA (5303)	70,186	68,605	68,462	66,553
3420 Planning-FTA (5307)	174,601	170,603	168,614	173,276
<b>DEPARTMENT TOTAL</b>	<b>\$ 5,880,956</b>	<b>\$ 5,602,284</b>	<b>\$ 5,938,224</b>	<b>\$ 7,739,174</b>
<b>% CHANGE</b>		<b>-4.74%</b>	<b>6.00%</b>	<b>30.33%</b>

\* Unaudited

**Expenditures By Category**

	FY14 Actual	FY15 Actual	FY16 Actual*	FY17 Adopted
Personal Services	\$ 3,673,772	\$ 3,617,202	\$ 3,493,339	\$ 4,617,834
Operations	2,021,403	1,920,973	1,626,264	2,319,833
<b>OPERATING BUDGET</b>	<b>\$ 5,695,175</b>	<b>\$ 5,538,176</b>	<b>\$ 5,119,603</b>	<b>\$ 6,937,667</b>
Capital Budget	185,782	64,108	818,622	801,507
<b>DEPARTMENT TOTAL</b>	<b>\$ 5,880,956</b>	<b>\$ 5,602,284</b>	<b>\$ 5,938,224</b>	<b>\$ 7,739,174</b>
<b>% CHANGE</b>		<b>-4.74%</b>	<b>6.00%</b>	<b>30.33%</b>

\* Unaudited

**METRA / 0751**

**Personnel Summary: Authorized Positions**

		<b>FY15</b>	<b>FY16</b>	<b>FY17</b>
		<b>Actual</b>	<b>Actual</b>	<b>Adopted</b>
<b>610-1000 Administration</b>	<b>FT/PT</b>	<b>1/0</b>	<b>1/0</b>	<b>1/0</b>
Office Manager		1	1	1
<b>610-2100 Operations</b>	<b>FT/PT</b>	<b>44/0</b>	<b>44/0</b>	<b>44/0</b>
Transit Manager		1	1	1
Transit Supervisor		1	1	1
Bus Operator		41	41	41
Safety Training Coordinator		1	1	1
<b>610-2200 Maintenance</b>	<b>FT/PT</b>	<b>13/0</b>	<b>13/0</b>	<b>13/0</b>
Fleet Maintenance Technician III		2	2	2
Fleet Maintenance Technician II		7	7	7
Fleet Maintenance Technician I*		4	4	4
<b>610-2300 Dial-A-Ride</b>	<b>FT/PT</b>	<b>5/0</b>	<b>5/0</b>	<b>5/0</b>
Bus Operator Dial-A-Ride		5	5	5
<b>610-2400 Capital - FTA (5309)</b>	<b>FT/PT</b>	<b>7/0</b>	<b>7/0</b>	<b>7/0</b>
Maintenance Manager		1	1	1
Transit Specialist		1	1	1
ADA Coordinator		1	1	1
Correctional Officer - Transportation		1	1	1
Fleet Maintenance Tech III		1	1	1
Bus Operator		1	1	1
Bus Operator Dial-A-Ride		1	1	1
<b>610-2510 Administration - TSPLOST</b>	<b>FT/PT</b>	<b>0/0</b>	<b>0/0</b>	<b>1/0</b>
Principal Transit Planner**		0	0	1
<b>610-2520 Operations - TSPLOST</b>	<b>FT/PT</b>	<b>0/0</b>	<b>0/0</b>	<b>17/0</b>
Transportation Supervisor**		0	0	1
Bus Operator**		0	0	16
<b>610-2530 Maintenance - TSPLOST</b>	<b>FT/PT</b>	<b>0/0</b>	<b>0/0</b>	<b>1/0</b>
Fleet Maintenance Tech II**		0	0	1
<b>610-2540 Dial-A-Ride - TSPLOST</b>	<b>FT/PT</b>	<b>0/0</b>	<b>0/0</b>	<b>4/0</b>
Bus Operator Dial-A-Ride**		0	0	4
<b>610-3410 Planning - FTA (5303)</b>	<b>FT/PT</b>	<b>1/0</b>	<b>1/0</b>	<b>1/0</b>
Director of Transportation		1	1	1
<b>610-3420 Capital - FTA (5307)</b>	<b>FT/PT</b>	<b>3/0</b>	<b>3/0</b>	<b>3/0</b>
Transit Specialist		2	2	2
Administration Specialist		1	1	1
<b>Total Full Time/Part Time Positions</b>		<b>74/0</b>	<b>74/0</b>	<b>97/0</b>

\* One of the Fleet Maintenance Tech I Full Time Positions is shared by 2 employees who each work Part Time

\*\* Approved by Council at a regular Council Meeting in FY16

**METRA / 0751**

**Other Maintenance & Repairs**

**Program Description:**

The Facilities Maintenance Division is responsible for maintaining city facilities, including minor renovations. We established this cost center to account for maintenance and repair activities specific to Transportation Fund divisions.

**Non-Categorical**

**Program Description:**

Department budget specific appropriations and expenditures pertaining solely to that department. However, certain expenditures are not applicable to a specific department and we have established the non-categorical section for recording these appropriations and expenditures.

**Inter-Fund Transfers**

**Program Description:**

We allocate appropriations for Capital Improvement Projects here for record and accounting purposes. Additionally, this cost center accounts for operating transfers from the Transportation Fund to the Risk Management Fund providing workers' compensation benefits for METRA employees.

**Metra Administration**

**Program Description:**

To provide safe, reliable, dependable and cost effective service with a professional team of employees dedicated to our customers needs and committed to excellence. Also, to provide administrative support for the mission of each division.

**Goals, Objectives and Performance Data**

<b>Goal:</b>	To maintain accurate payroll records.		
<b>Objective:</b>	To maintain and update payroll information for all employees. To stay within state and federal guidelines. Keep accurate files for all divisions.		
<b>Performance Indicators:</b>	<b>FY15 Actual</b>	<b>FY16 Actual</b>	<b>FY17 Projected</b>
Audited Payroll Files	100%	100%	100%

<b>Goal:</b>	Overall policy and program guidance for transit services.		
<b>Objective:</b>	To develop and implement transit service in keeping with guidelines set forth by the city, FTA and GDOT.		
<b>Performance Indicators:</b>	<b>FY15 Actual</b>	<b>FY16 Actual</b>	<b>FY17 Projected</b>
Annual Audits, Federal Triennial Reviews and GDOT site visits	100%	100%	100%

## METRA / 0751

### Operations

#### **Program Description:**

To ensure that all employees perform their job in a way that reflects favorably toward METRA and allows the opportunity to exercise a favorable influence on every customer served.

#### **Goals, Objectives and Performance Data**

<b>Goal:</b>	Implement new bus service recommendations from the TSPLOST Transit Assessment		
<b>Objective:</b>	Provide improved services to METRA's current customers and attract new riders to public transit.		
<b>Performance Indicators:</b>	<b>FY15 Actual</b>	<b>FY16 Actual</b>	<b>FY17 Projected</b>
	0%	0%	75%

#### **Goals, Objectives and Performance Data**

<b>Goal:</b>	Reduce chargeable accidents and incidents		
<b>Objective:</b>	Provide semi-annual Refresher Training to all bus operators		
<b>Performance Indicators:</b>	<b>FY15 Actual</b>	<b>FY16 Actual</b>	<b>FY17 Projected</b>
Bus operators in refresher training	80%	95%	98%

### Maintenance

#### **Program Description:**

Perform preventative maintenance, scheduled repairs and emergency repairs on all METRA motorized equipment.

#### **Goals, Objectives and Performance Data**

<b>Goal:</b>	To manage inventory, repairs/supplies, and accounting for all items by using the computerized Fleet Maintenance System (Shopfax)		
<b>Objective:</b>	Conduct monthly inventory of parts and supplies		
<b>Performance Indicators:</b>	<b>FY15 Actual</b>	<b>FY16 Actual</b>	<b>FY17 Projected</b>
Fleet System Report Plus or minus 3% accuracy	85%	90%	N/A

<b>Goal:</b>	To communicate maintenance values, directions, and performance expectations.		
<b>Objective:</b>	Explain to each employee the division goals and objectives. The goals provided clean and reliable vehicles to the customers.		
<b>Performance Indicators:</b>	<b>FY15 Actual</b>	<b>FY16 Actual</b>	<b>FY17 Projected</b>
Periodic refresher training	80%	85%	N/A

**METRA / 0751**

**Dial-A-Ride**

**Program Description:**

The Dial-A-Ride division screens, schedules and provides reliable demand response curbside transit service to elderly and/or disable persons that lack the ability to use the regular transit system. The program ensures transportation services for the physically challenged persons according to the Americans With Disabilities Act.

**Goals, Objectives and Performance Data**

<b>Goal:</b>	To reduce incidents and accidents.		
<b>Objective:</b>	Monitor drivers and their destinations. Continue to provide refresher training for all Dial-A-Ride operators.		
<b>Performance Indicators:</b>	<b>FY15 Actual</b>	<b>FY16 Actual</b>	<b>FY17 Projected</b>
View cameras and perform operator checks.	100%	100%	100%

<b>Goal:</b>	Provide safe transportation to persons with disabilities.		
<b>Objective:</b>	Operators will pre-trip and inspect their vehicles to make sure they are safe for the customers.		
<b>Performance Indicators:</b>	<b>FY15 Actual</b>	<b>FY16 Actual</b>	<b>FY17 Projected</b>
Survey locations before new service to ensure the safety of the customers and the operators	75%	80%	90%

**Capital - FTA (5309)**

**Program Description:**

Develop, purchase, and receive capital items needed to support public transportation in Columbus/Muscogee County and Fort Benning.

**Goals, Objectives and Performance Data**

<b>Goal:</b>	To purchase capital items that support the public transit divisions and the parking division of METRA by following the purchasing regulations as prescribed by the Federal Transit Administration (FTA), the Georgia Department of Transportation (GDOT), and the Columbus Consolidated Government (CCG).		
<b>Objective:</b>	Bid to purchase capital items greater than \$5,000 and secure quote documentation on purchase items less than \$5,000 as delineated in the CCG Purchasing procedures manual.		
<b>Performance Indicators:</b>	<b>FY15 Actual</b>	<b>FY16 Actual</b>	<b>FY17 Projected</b>
Purchase capital items before the end of the fiscal year	100%	100%	100%

**METRA / 0751**

**Capital - FTA (5309) con't**

<b>Goal:</b>	To develop the local capital budget and contact with FTA and GDOT for capital funding.
<b>Objective:</b>	Local budgeting approval process and inclusion in the Transportation Improvement Program, FTA Grant Program, and the GDOT Capital Grant.

<b>Performance Indicators:</b>	<b>FY15 Actual</b>	<b>FY16 Actual</b>	<b>FY17 Projected</b>
Local Budget approval process and funding.			
Executed contracts with FTA and GDOT.	100%	100%	100%

**Budget Notes:**

The following capital was approved in this budget:

- 30ft Low Floor Trolley = \$435,847
- Rebuilt Transmissions = \$50,000
- Rebuilt Engines = \$50,000
- Operations Equipment = \$217,700

The following capital was approved utilizing TSPLOST funding in this budget:

- Twenty (20) Benches = \$8,100
- Twenty (20) Trash Cans = \$4,160
- Ten (10) Bus Shelters = \$28,500
- Three Hundred (300) Poles = \$7,200

**Charter Services**

**Program Description:**

The Charter Services of Metra purpose is to provide special transportation services to private/ public groups at a fixed rate for the sole benefit of group or organization.



**METRA / 0751**

**Grant Planning - FTA (5303)**

**Program Description:**

Transit planning consists of these basic components: research, data analysis and planning, and maintenance of the transit grants. We accomplish research and forecasting according to Federal Transportation Administration (FTA) requirements using established guidelines. Statistical ridership populations, socioeconomic factors and employment patterns are the primary variables in data analysis.

This division is project oriented: annual reports, special studies, videos, transit information and related activities with a primary focus on mass transit. FTA provides federal dollars for planning at 80% of expenses. The GA DOT provides State dollars for planning at 10% of expenses. The city must apply for both.

**Goals, Objectives and Performance Data**

<b>Goal:</b>	To maintain transit strategies that are pro environment.		
<b>Objective:</b>	To update the short range and long range transit planning to reflect the changes in demographics, destinations and other issues affecting public transportation (i.e., security, environmental, congestion).		
<b>Performance Indicators:</b>	<b>FY15 Actual</b>	<b>FY16 Actual</b>	<b>FY17 Projected</b>
The Unified Planning Work Program (UPWP), Transportation Improvement Program (TIP), congestion mitigation strategies, participation in environmental impact assessments, ridership demands, and demographic data.	100%	100%	100%

<b>Goal:</b>	To maintain coordinated transit activities.		
<b>Objective:</b>	Participate with the Metropolitan Planning Organization in transportation activities, review routes and survey customers for service viability.		
<b>Performance Indicators:</b>	<b>FY15 Actual</b>	<b>FY16 Actual</b>	<b>FY17 Projected</b>
Transit, traffic and transportation agencies, MPO planning certification, 3C Planning Process, and environmental impacts, surveys, and driver information	100%	100%	100%

**METRA / 0751**

**Grant Planning - FTA (5307)**

**Program Description:**

Transit planning consists of these basic components: research, data analysis and planning, and maintenance of the transit grants. We accomplish research and forecasting according to Federal Transportation Administration (FTA) requirements using established guidelines. Statistical rider ship populations, socioeconomic factors and employment patterns are the primary variables in data analysis.

The Federal Transit Administration (FTA) is the Federal Agency working with the Georgia Department of Transportation (GA DOT) addressing mass transit. FTA provides federal dollars for planning at 80% of expenses. The GA DOT provides State dollars for planning at 10% of expenses. The city must apply for both.

**Goals, Objectives and Performance Data**

<b>Goal:</b>	To administer and manage transit grants and contracts from FTA, GDOT and other funding sources of capital, planning, and planning expenses.		
<b>Objective:</b>	Make application for, receive, and manage transit funded grants and contracts from FTA, GDOT and other similar public funding sources.		
<b>Performance Indicators:</b>	<b>FY15 Actual</b>	<b>FY16 Actual</b>	<b>FY17 Projected</b>
Executed contracts, quarterly reports, FTA & GDOT quarterly reports, FTA Triennial Reviews, annual audits and capital items over \$5,000	100%	100%	100%

<b>Goal:</b>	To maintain data for the financial and operating funds.		
<b>Objective:</b>	Compile on a regular basis revenue and other data as performance indicators of transit effectiveness.		
<b>Performance Indicators:</b>	<b>FY15 Actual</b>	<b>FY16 Actual</b>	<b>FY17 Projected</b>
Revenue reports, MIS reports, Georgia Transit Fact Report, City Manager's Report, FTA Triennial Report Data, General Farebox Information reports and other management reports	100%	100%	100%

# PARKING MANAGEMENT FUND

**The Parking Management Fund accounts for all expenses related to Columbus' Uptown Parking District, including enforcement and operation.**



## Parking Management Fund

### Mission Statement:

To provide a safe, reliable, dependable and cost effective transit service with a professional team of employees, dedicated to our customers needs and committed to excellence.

### Expenditures By Division

		FY14 Actual	FY15 Actual	FY16 Actual*	FY17 Adopted
590:					
2000	Contingency	\$ -	\$ -	\$ -	\$ 1,460
3000	Non-Categorical	29,399	29,212	21,035	21,891
4000	Inter-fund Transfers	-	-	-	-
610:					
2800	Parking Management	331,330	336,271	305,336	317,049
<b>DEPARTMENT TOTAL</b>		<b>\$ 360,729</b>	<b>\$ 365,483</b>	<b>\$ 326,371</b>	<b>\$ 340,400</b>
<b>% CHANGE</b>			<b>1.32%</b>	<b>-10.70%</b>	<b>4.30%</b>

\* Unaudited

### Expenditures By Category

		FY14 Actual	FY15 Actual	FY16 Actual*	FY17 Adopted
Personal Services	\$	200,680	\$ 197,489	\$ 191,718	\$ 189,731
Operations		160,049	167,994	134,653	150,669
<b>OPERATING BUDGET</b>	<b>\$</b>	<b>360,729</b>	<b>\$ 365,483</b>	<b>\$ 326,371</b>	<b>\$ 340,400</b>
Capital Budget		-	-	-	-
<b>DEPARTMENT TOTAL</b>	<b>\$</b>	<b>360,729</b>	<b>\$ 365,483</b>	<b>\$ 326,371</b>	<b>\$ 340,400</b>
<b>% CHANGE</b>			<b>1.32%</b>	<b>-10.70%</b>	<b>4.30%</b>

\* Unaudited

**PARKING MANAGEMENT FUND / 0752**

**Personnel Summary: Authorized Positions**

	<b>FY15 Actual</b>	<b>FY16 Actual</b>	<b>FY17 Adopted</b>
<b>610-2800 Parking Management</b>	<b>4/0</b>	<b>4/0</b>	<b>4/0</b>
Parking Division Manager	1	1	1
Parking Enforcement Supervisor	1	1	1
Parking Enforcement Officer	2	2	2
<b>Total Full Time/Part Time Positions</b>	<b>4/0</b>	<b>4/0</b>	<b>4/0</b>

**Non-Departmental**

**Program Description:**

Departments budget specific appropriations and expenditures pertaining solely to that department. However, certain expenditures are not applicable to a specific department and we have established the non-categorical section for recording these appropriations and expenditures.

**Parking Management Fund**

**Program Description:**

The division responsibility is to enforce the Parking Ordinances.

**Goals, Objectives and Performance Data**

<b>Goal:</b>	To enforce ordinances regarding parking in the Uptown Management Area, Lakebottom, 9th Street and North Lake Business District.		
<b>Objective:</b>	To monitor Uptown Enforcement Area, Lakebottom, 9th Street and North Lake Business District and issue citations when parking violations occur.		
<b>Performance Indicators:</b>	<b>FY15 Actual</b>	<b>FY16 Actual</b>	<b>FY17 Projected</b>
Increased revenue from issued tickets for violations and payments processed	93%	95%	98%

<b>Goal:</b>	To collect revenue for outstanding unpaid citations written by Metra and other law enforcement agencies of the city.		
<b>Objective:</b>	To ensure that repeat violators pay outstanding, unpaid citations, which includes notifying violator via certified mail, and depending upon the violator, could include immobilization and eventual towing of the vehicle.		
<b>Performance Indicators:</b>	<b>FY15 Actual</b>	<b>FY16 Actual</b>	<b>FY17 Projected</b>
Increased revenue for outstanding unpaid citations	88%	90%	95%

# COLUMBUS IRONWORKS CONVENTION & TRADE CENTER FUND

**The Columbus Ironworks Convention & Trade Center Fund provides for the administration, operation and maintenance of the Columbus Ironworks Convention & Trade Center.**



## Convention and Trade Center

### Mission Statement:

To serve as an organization dedicated to excellence in its operation and service delivery, act as a catalyst for economic development and stability for Columbus, and serve as a positive force for community identity and city image.

### Expenditures By Division

		FY14 Actual		FY15 Actual		FY16 Actual*		FY17 Adopted
590:								
2000	Contingency	\$ -		\$ -		\$ -		\$ 10,704
3000	Non-Categorical	166,364		150,728		130,200		133,849
4000	Inter-fund Transfers	-		-		-		-
620:								
1000	Administration	602,543		565,316		574,832		624,579
2100	Sales	207,041		228,477		230,338		276,025
2200	Operations	521,184		559,589		573,674		624,443
2300	Maintenance	805,805		872,226		3,025,837		1,212,809
2600	Bonded Debt	187,565		137,325		134,194		288,002
<b>DEPARTMENT TOTAL</b>		<b>\$ 2,490,502</b>		<b>\$ 2,513,661</b>		<b>\$ 4,669,077</b>		<b>\$ 3,170,411</b>
<b>% CHANGE</b>				<b>0.93%</b>		<b>85.75%</b>		<b>-32.10%</b>

\* Unaudited

### Expenditures By Category

		FY14 Actual		FY15 Actual		FY16 Actual*		FY17 Adopted
Personal Services	\$	1,175,270	\$	1,149,454	\$	1,157,185	\$	1,338,926
Operations		1,296,210		1,247,899		1,300,812		1,463,939
<b>OPERATING BUDGET</b>	<b>\$</b>	<b>2,471,480</b>	<b>\$</b>	<b>2,397,353</b>	<b>\$</b>	<b>2,457,997</b>	<b>\$</b>	<b>2,802,865</b>
Capital Budget		19,022		116,307		2,211,080		367,546
<b>DEPARTMENT TOTAL</b>	<b>\$</b>	<b>2,490,502</b>	<b>\$</b>	<b>2,513,661</b>	<b>\$</b>	<b>4,669,077</b>	<b>\$</b>	<b>3,170,411</b>
<b>% CHANGE</b>				<b>0.93%</b>		<b>85.75%</b>		<b>-32.10%</b>

\* Unaudited

**COLUMBUS IRONWORKS AND TRADE CENTER / 0753**

**Personnel Summary: Authorized Positions**

		<b>FY15 Actual</b>	<b>FY16 Actual</b>	<b>FY17 Adopted</b>
<b>620-1000 Administration</b>	<b>FT/PT</b>	<b>6/2</b>	<b>6/2</b>	<b>6/2</b>
Executive Director- Trade Center		1	1	1
Assistant Director- Trade Center		1	1	1
Finance Manager- Trade Center		1	1	1
Administrative Clerk I		1	1	1
Accounting Technician		1	1	1
Administrative Assistant		1	1	1
Event Attendants (PT)		2	2	2
<b>620-2100 Sales</b>	<b>FT/PT</b>	<b>3/0</b>	<b>3/0</b>	<b>3/0</b>
Conference Facilitator		3	3	3
<b>620-2200 Operations</b>	<b>FT/PT</b>	<b>10/3</b>	<b>10/3</b>	<b>12/3</b>
Event Operations Supervisor		1	1	1
Event Attendant Crew Leader		1	1	2
Event Attendant (FT)		8	8	8
Administrative Secretary		0	0	1
Event Attendant (PT)		3	3	3
<b>620-2300 Maintenance</b>	<b>FT/PT</b>	<b>3/0</b>	<b>4/0</b>	<b>4/0</b>
Facilities Engineer		0	1	1
Facilities Maintenance Supervisor		1	0	0
Facilities Maintenance Worker I		2	3	3
<b>Total Full Time/Part Time Positions</b>		<b>23/5</b>	<b>23/5</b>	<b>25/5</b>

**Budget Notes:**

In FY15, Two (2) Event Attendant (G8) PT positions were deleted to create One (1) Event Attendant (G8) FT position.

In FY16, One (1) new Facilities Engineer (G23) position was added and One (1) Facilities Maintenance Supervisor (G15) was reclassified to Facilities Maintenance Worker I (G11)

In FY17, One (1) new Administrative Secretary (G10) position and One (1) Event Attendant Crew Leader (G12) position was added



**COLUMBUS IRONWORKS AND TRADE CENTER / 0753**

**Non-Categorical**

**Program Description:**

Appropriations and expenditures, which pertain solely to a specific department, are budgeted in this department. However, there are certain expenditures that are not department specific and the non-categorical section has been established for recording these appropriations and expenditures.

**Administration**

**Program Description:**

Administration maintains accounts receivable, accounts payable, prepares yearly budget and monthly reports and prepares bids for purchases of equipment and services as needed.

**Goals, Objectives and Performance Data**

<b>Objective:</b>	Attend convention centers conventions, trade shows and industry-related meetings.		
<b>Performance Indicators:</b>	<b>FY15 Actual</b>	<b>FY16 Actual</b>	<b>FY17 Projected</b>
Number of convention/trade shows attended.	4	3	3

**Goals, Objectives and Performance Data**

<b>Goal:</b>	To increase economic impact of the City by promoting out-of-town convention business.		
<b>Objective:</b>	Increase number of conventions booked.		
<b>Performance Indicators:</b>	<b>FY15 Actual</b>	<b>FY16 Actual</b>	<b>FY17 Projected</b>
Number of convention days booked	96	115	120

<b>Goal:</b>	To reduce accrual of aged receivables by implementing methods to improve collection procedures.		
<b>Objective:</b>	To have no aged receivables in the 90 day and over category by the end of the fiscal year.		
<b>Performance Indicators:</b>	<b>FY15 Actual</b>	<b>FY16 Actual</b>	<b>FY17 Projected</b>
Dollar amount of aged receivables over 90 days	\$750	\$6,262	\$1,500

**COLUMBUS IRONWORKS AND TRADE CENTER / 0753**

**Sales**

**Program Description:**

The Sales Division is responsible for talking with potential clients, scheduling events held in the facility, and following up on bookings by processing the necessary paperwork. They coordinate events such as room layout, equipment needed and special requests with staff members.

**Goals, Objectives and Performance Data**

<b>Goal:</b>	Track all customer inquiries and outgoing calls to maximize events booked as well as provide for quality customer service.		
<b>Objective:</b>	Conduct follow-up communication with all sales leads to achieve increased number of event days booked.		
<b>Performance Indicators:</b>	<b>FY15 Actual</b>	<b>FY16 Actual</b>	<b>FY17 Projected</b>
Total Event Days Booked	690	732	740

<b>Goal:</b>	Increase revenue for facility by encouraging meal services or buffets for all events.		
<b>Objective:</b>	Work with clients on an individual basis to suggest meal plans.		
<b>Performance Indicators:</b>	<b>FY15 Actual</b>	<b>FY16 Actual</b>	<b>FY17 Projected</b>
Number of meals served	100,770	127,306	130,000

**Operations**

**Budget Notes:**

The following capital was approved in this budget:

- One (1) Lutron (Lighting Controls) Upgrade - \$100,000
- Boiler Replacements - \$210,000
- One (1) Duplex 550 Escalator Cleaner - \$17,000
- Four (4) Automatic Doors - \$20,000
- One (1) Robotic Pool Cleaner - \$4,000
- One (1) Kitchen Door Bumper Modification - \$2,000
- Twenty (20) 30x96 Tables - \$4,400
- Twenty (20) 30x72 Tables - \$4,000
- Two (2) 30x96 Carts - \$500
- Two (2) 30x72 Carts - \$496
- Eight (8) 6' Round Tables - \$2,480
- One (1) 6' Round Table Dolly - \$330
- Ten (10) 5' Round Tables - \$1,950
- One (1) 42"-72" Table Cart - \$390

**COLUMBUS IRONWORKS AND TRADE CENTER / 0753**

**Operations (con't)**

**Program Description:**

The Service Operations Division services the exterior of the facility as related to landscaping and maintains the cleanliness of the interior of the facility. They set up and break down all meeting rooms and exhibit halls for each event. They are also responsible for maintaining the audio and visual equipment for each event.

**Goals, Objectives and Performance Data**

<b>Goal:</b>	Provide quality equipment and responsive staff to all customers and events.		
<b>Objective:</b>	To reduce employee injuries due to unsafe work practices or environment.		
<b>Performance Indicators:</b>	<b>FY15 Actual</b>	<b>FY16 Actual</b>	<b>FY17 Projected</b>
Number of employee injuries	1	2	0

<b>Goal:</b>	To maintain 100% customer satisfaction with respect to cleanliness and attractiveness of facility.		
<b>Objective:</b>	To receive no negative remarks on customer comment cards concerning the cleanliness or appearance of the facility.		
<b>Performance Indicators:</b>	<b>FY15 Actual</b>	<b>FY16 Actual</b>	<b>FY17 Projected</b>
Number of negative comment cards received concerning cleanliness	0	0	0

**Maintenance**

**Program Description:**

The Building Maintenance Division oversees the operation and maintenance of all fixed assets (equipment).

**Goals, Objectives and Performance Data**

<b>Goal:</b>	Perform required duties of this department while employing proper rules and techniques to ensure safety to both the employees and the customers.		
<b>Objective:</b>	To reduce employee injuries due to unsafe work practices or environment.		
<b>Performance Indicators:</b>	<b>FY15 Actual</b>	<b>FY16 Actual</b>	<b>FY17 Projected</b>
Number of employee injuries	0	0	0

**Bonded Debt**

**Program Description:**

The debt service cost center accounts for the retirement of general obligation, revenue bonds, and capital leases of the Trade Center.

# **BULL CREEK GOLF COURSE FUND**

**The Bull Creek Golf Course  
Fund provides for  
administration, operation and  
maintenance of Bull Creek Golf  
Course.**



**Mission Statement:**

To provide the best possible product at an affordable price to the citizens of Columbus, Ga.

**Expenditures By Division**

		<b>FY14 Actual</b>	<b>FY15 Actual</b>	<b>FY16 Actual*</b>	<b>FY17 Adopted</b>
590:					
2000	Contingency	\$ -	\$ -	\$ -	\$ 5,924
3000	Non-Categorical	106,900	112,901	72,602	66,837
4000	Inter-Fund Transfers	-	-	-	-
630:					
2100	Maintenance	777,956	749,993	669,808	704,631
2200	Operations	566,791	560,666	523,014	553,658
2400	Debt Service	-	-	-	-
<b>DEPARTMENT TOTAL</b>		<b>\$ 1,451,647</b>	<b>\$ 1,423,560</b>	<b>\$ 1,265,424</b>	<b>\$ 1,331,050</b>
<b>% CHANGE</b>			<b>-1.93%</b>	<b>-11.11%</b>	<b>5.19%</b>

\* Unaudited

**Expenditures By Category**

		<b>FY14 Actual</b>	<b>FY15 Actual</b>	<b>FY16 Actual*</b>	<b>FY17 Adopted</b>
Personal Services		\$ 708,645	\$ 686,146	\$ 639,764	\$ 710,034
Operations		\$ 743,002	\$ 737,414	\$ 625,660	621,016
<b>OPERATING BUDGET</b>		<b>\$ 1,451,647</b>	<b>\$ 1,423,560</b>	<b>\$ 1,265,424</b>	<b>\$ 1,331,050</b>
Capital Budget		-	-	-	-
<b>DEPARTMENT TOTAL</b>		<b>\$ 1,451,647</b>	<b>\$ 1,423,560</b>	<b>\$ 1,265,424</b>	<b>\$ 1,331,050</b>
<b>% CHANGE</b>			<b>-1.93%</b>	<b>-11.11%</b>	<b>5.19%</b>

\* Unaudited

**Personnel Summary: Authorized Positions**

		<b>FY15 Actual</b>	<b>FY16 Actual</b>	<b>FY17 Adopted</b>
<b>630-2100 Maintenance</b>	<b>FT/PT</b>	<b>7/1</b>	<b>7/1</b>	<b>7/1</b>
Superintendent		1	1	1
Assistant Superintendent		1	1	1
Prison Labor Foreman		2	2	2
Irrigation Technician		1	1	1
Mechanic		1	1	1
Laborer		1	1	1
Laborer (PT)		1	1	1

**BULL CREEK GOLF COURSE / 0755**

<b>630-2200 Operations</b>	<b>FT/PT</b>	<b>3/9</b>	<b>3/9</b>	<b>3/9</b>
Golf Professional		1	1	1
Assistant Golf Professional		1	1	1
Snackbar Clerk		1	1	1
Laborer (PT)		1	1	1
Shop Clerk (PT)		4	4	4
Snackbar Clerk (PT)		4	4	4
<b>Total Full Time/Part Time Positions*</b>		<b>10/10</b>	<b>10/10</b>	<b>10/10</b>

*\*Seasonal and temporary staffing varies*

**Contingency**

**Program Description:**

The Contingency Fund is an amount established in each annual budget to finance unusual items, which cannot be anticipated in the budget preparation. As these items occur during the year, transferring the required funds to the appropriate account reduces the contingency.

**Non-Categorical**

**Program Description:**

Appropriations and expenditures that pertain solely to a specific department are budgeted by that department. However, there are certain expenditures that are not applicable to a specific department and the non-categorical section has been established for recording these appropriations and expenditures.

**Maintenance**

**Program Description:**

The overall goal of the maintenance section is to maintain Bull Creek Golf Course as one of the top 25 golf courses in the United States. The maintenance staff is responsible for Golf Course turf grass maintenance such as fertilizer and chemical application, irrigation installation and repair, tree management, cart path repair and the daily task of grooming 36 holes.

**Operations**

**Program Description:**

The operations section strives to provide an efficient operation to the public. They create an atmosphere of service and maintain a price range suitable to attract all public golf players in the area. The activities consist of numerous golf tournaments for couples, juniors, individuals and teams, as well as company outings designed to benefit the company, their customers and employees.

**Debt Service**

**Program Description:**

The debt service cost center accounts for the repayment of loans made by Bull Creek Golf Course.

# OXBOW CREEK GOLF COURSE FUND

**The Oxbow Creek Golf Course  
Fund provides for  
administration, operation and  
maintenance of Oxbow Creek  
Golf Course.**



Oxbow Creek Golf Course Fund

**Mission Statement:**

To provide the best possible product at an affordable price to the citizens of Columbus, Ga.

**Expenditures By Division**

		<b>FY14 Actual</b>	<b>FY15 Actual</b>	<b>FY16 Actual*</b>	<b>FY17 Adopted</b>
590:					
2000	Contingency	\$ -	\$ -	\$ -	\$ 1,964
3000	Non-Categorical	38,340	34,091	28,462	28,328
4000	Inter-fund Transfers	-	-	-	-
640:					
2100	Pro Shop	208,562	194,999	184,447	176,490
2200	Maintenance	222,490	200,465	185,955	184,104
2300	Debt Service	9,089	7,413	5,708	106,114
<b>DEPARTMENT TOTAL</b>		<b>\$ 478,481</b>	<b>\$ 436,968</b>	<b>\$ 404,573</b>	<b>\$ 497,000</b>
<b>% CHANGE</b>			<b>-8.68%</b>	<b>-7.41%</b>	<b>22.85%</b>

\* Unaudited

**Expenditures By Category**

		<b>FY14 Actual</b>	<b>FY15 Actual</b>	<b>FY16 Actual*</b>	<b>FY17 Adopted</b>
Personal Services	\$	254,849	\$ 250,650	\$ 227,529	\$ 240,069
Operations		223,632	186,318	177,044	256,931
<b>OPERATING BUDGET</b>	<b>\$</b>	<b>478,481</b>	<b>\$ 436,968</b>	<b>\$ 404,573</b>	<b>\$ 497,000</b>
Capital Budget		-	-	-	-
<b>DEPARTMENT TOTAL</b>	<b>\$</b>	<b>478,481</b>	<b>\$ 436,968</b>	<b>\$ 404,573</b>	<b>\$ 497,000</b>
<b>% CHANGE</b>			<b>-8.68%</b>	<b>-7.41%</b>	<b>22.85%</b>

\* Unaudited



## OXBOW CREEK GOLF COURSE / 0756

### Personnel Summary: Authorized Positions

		FY15 Actual	FY16 Actual	FY17 Adopted
<b>630-2100 Pro Shop</b>	<b>FT/PT</b>	<b>3/4</b>	<b>3/4</b>	<b>3/4</b>
Manager- Golf Pro Shops		1	1	1
Assistant Manager		1	1	1
Bookkeeper		1	1	1
Cart Attendant (PT)		2	2	2
Shop Clerk (PT)		1	1	1
Snackbar Clerk (PT)		1	1	1
<b>630-2200 Maintenance</b>	<b>FT/PT</b>	<b>2/0</b>	<b>2/0</b>	<b>2/0</b>
Superintendent		1	1	1
Prison Labor Foreman		1	1	1
<b>Total Full Time/Part Time Positions*</b>		<b>5/4</b>	<b>5/4</b>	<b>5/4</b>

\* Seasonal and temporary labor varies

### Non-Categorical

#### Program Description:

Appropriations and expenditures, which pertain solely to a specific department, are budgeted by that department. However, there are certain expenditures that are not applicable to a specific department and the non-categorical section has been established for recording these appropriations and expenditures.

### Pro Shop

#### Program Description:

The operations section strives to provide an efficient operation to the public. They create an atmosphere of service and maintain a price range suitable to attract all public golf players in the area. The activities consist of numerous golf tournaments for couples, juniors, individuals and teams, as well as company outings designed to benefit the company, their customers and employees.

### Maintenance

#### Program Description:

The overall goal of the maintenance section is to maintain Oxbow Creek Golf Course. The maintenance staff is responsible for Golf Course turf grass maintenance such as fertilizer and chemical application, irrigation installation and repair, tree management, cart path repair and the daily task of grooming 9 holes.

### Debt Service

#### Program Description:

The debt service cost center accounts for the repayment of loans made by Oxbow Creek Golf Course.

# CIVIC CENTER FUND

**The Civic Center Fund  
accounts for the operation of  
the multi-functional  
recreational facility.**



**Columbus Civic Center**

**Mission Statement:**

To provide events with quality professional services, while progressively managing clean, safe, well maintained and self-supporting facilities.

**Expenditures By Division**

		<b>FY14 Actual</b>	<b>FY15 Actual</b>	<b>FY16 Actual*</b>	<b>FY17 Adopted</b>
160:					
1000	Operations	\$ 1,827,071	\$ 1,876,804	\$ 1,829,326	\$ 1,717,490
2100	Hockey	452,457	406,460	340,272	409,000
2200	AF2 Football	59,414	70,444	111,254	68,413
2500	Other Events	2,106,496	1,909,147	4,289,340	2,226,711
2600	Temp Labor Pool	-	-	-	-
2700	Ice Rink - Operations	362,017	397,480	306,706	414,136
2750	Ice Rink - Events	91,317	89,037	91,769	75,973
2800	Concessions/Catering	-	171,328	183,360	159,815
260:					
3710	Maint & Repairs	58,624	67,004	88,592	100,000
590:					
2000	Contingency	-	-	-	8,912
3000	Non-Categorical	225,384	251,532	188,387	189,995
4000	Inter-fund Transfers	-	-	-	-
<b>DEPARTMENT TOTAL</b>		<b>\$ 5,182,780</b>	<b>\$ 5,239,236</b>	<b>\$ 7,429,006</b>	<b>\$ 5,370,445</b>
<b>% CHANGE</b>			<b>1.09%</b>	<b>41.80%</b>	<b>-27.71%</b>

\* Unaudited

**Expenditures By Category**

		<b>FY14 Actual</b>	<b>FY15 Actual</b>	<b>FY16 Actual*</b>	<b>FY17 Adopted</b>
Personal Services	\$	1,705,121	\$ 1,727,478	\$ 1,771,351	\$ 1,632,891
Operations		3,419,035	3,444,754	5,587,942	3,637,554
<b>OPERATING BUDGET</b>	<b>\$</b>	<b>5,124,156</b>	<b>\$ 5,172,232</b>	<b>\$ 7,359,293</b>	<b>\$ 5,270,445</b>
Capital Budget		58,624	67,004	69,713	100,000
<b>DEPARTMENT TOTAL</b>	<b>\$</b>	<b>5,182,780</b>	<b>\$ 5,239,236</b>	<b>\$ 7,429,006</b>	<b>\$ 5,370,445</b>
<b>% CHANGE</b>			<b>1.09%</b>	<b>41.80%</b>	<b>-27.71%</b>

\* Unaudited

**CIVIC CENTER / 0757**

**Personnel Summary: Authorized Positions**

		<b>FY15 Actual</b>	<b>FY16 Actual</b>	<b>FY17 Adopted</b>
<b>160-1000 Operations</b>	<b>FT/PT</b>	<b>22/6</b>	<b>22/6</b>	<b>22/0</b>
Civic Center Director		1	1	1
Operations Manager		1	1	1
Marketing Manager		1	1	1
Civic Center Finance Manager		1	1	1
Ticketing Operations Manager		1	1	1
Accounting Technician		1	1	1
Administrative Clerk I		1	1	1
Events Coordinator		2	2	2
Box Office Coordinator		1	1	1
Box Office Representative		1	1	1
Facilities Maintenance Supervisor		2	1	1
Facilities Maintenance Worker I		1	1	1
Food and Beverage Coordinator		0	1	1
Correctional Detail Officer		1	1	1
Arena Technician I		5	5	5
Arena Technician II		2	2	2
Box Office Representative (PT)		1	0	0
Arena Technician I (PT)*		5	5	0
<b>160-2700 Ice Rink</b>	<b>FT/PT</b>	<b>1/2</b>	<b>1/2</b>	<b>1/0</b>
Administrative Secretary		1	1	1
Arena Technician (PT)*		2	2	0
<b>TOTAL</b>		<b>23/8</b>	<b>23/8</b>	<b>23/0</b>

\* Seven (7) Arena Technician (PT) Positions were deleted for FY17 in Operations and Ice Rink

**Budget Notes:**

In FY16, One (1) Maintenance Supervisor (G15) was reclassified to Food and Beverage Coordinator (G15)

**Non-Categorical**

**Program Description:**

Appropriations and expenditures that pertain solely to a specific department are budgeted by that department. However, certain expenditures are not applicable to a specific department and we have established the non-categorical section for recording these appropriations and expenditures. This cost center factors a cost allocation charge that reimburses the General Fund for administrative services provided in the previous year.

## CIVIC CENTER / 0757

### Inter-Fund Transfers

#### **Program Description:**

Amounts transferred from one fund to another to assist in financing the services of the recipient fund. They are budgeted and accounted for separately from other revenues and expenditures.

### Operations

#### **Program Description:**

The Columbus Civic Center is multi-purpose public assembly facility with 10,000 arena seats, 23,000 square feet of flat floor space and 5,000 square feet of hospitality suites. The Civic Center is the premiere venue in a large sports complex known as the "The South Commons Sports and Entertainment Complex." In addition to hosting a variety of special events, family shows, and concerts, the Civic Center is home to two professional sports franchises: a hockey team and an arena football team.

#### **Goals, Objectives and Performance Data**

<b>Goal:</b>	Develop annualized events to support the programming of the Civic Center.		
<b>Objective:</b>	Increase the number of annual events such as Christmas parties, summer programs, etc. to help fill the slower periods in the calendar.		

<b>Performance Indicators:</b>	<b>FY15 Actual</b>	<b>FY16 Actual</b>	<b>FY17 Projected</b>
Number of annual events	2	4	8

<b>Goal:</b>	Increase ancillary revenues		
<b>Objective:</b>	Increase sponsorships and event related revenues		

<b>Performance Indicators:</b>	<b>FY15 Actual</b>	<b>FY16 Actual</b>	<b>FY17 Projected</b>
Percentage of increase in sponsorships	0%	5%	15%

<b>Goal:</b>	To support the Civic Center with an increase in revenue thru concessions at events and sponsorships from vendored services.		
<b>Objective:</b>	Increase revenues per person at all events in food and beverage purchases, and alcohol and soda contracts.		

<b>Performance Indicators:</b>	<b>FY15 Actual</b>	<b>FY16 Actual</b>	<b>FY17 Projected</b>
Percentage of increase in concessions	0%	4%	8%
Percentage of increase in vendor sponsorships	0%	0%	5%

## CIVIC CENTER / 0757

### Hockey

#### **Program Description:**

The Columbus Civic Center is home of the Southern Professional Hockey League (SPHL) Columbus Cottonmouths. A tenant since the building's opening in 1996, the Cottonmouths play an average of 28 home games annually in the Civic Center in addition to several play-off games. The Cottonmouths, formerly of the East Coast Hockey League (ECHL), also have offices housed in the Civic Center.

### AF2 Football

#### **Program Description:**

Professional football has returned to Columbus with the Columbus Lions. The Southern Indoor Football League (SIFL) began its season in 2006. Over the course of the season, the SIFL plays 8 home games at the Civic Center.

### Other Events

#### **Program Description:**

The Civic Center is focused on providing space for approximately 250 event days throughout the year. The Civic Center works to bring various events such as concerts, ice shows, fairs, and variety of other attractions to Columbus while also providing additional conference space to the area.

### Public Services-Other Maintenance & Repairs

#### **Program Description:**

The Facilities Maintenance Division is responsible for maintaining city facilities, including minor renovations. This cost center is established to account for maintenance and repair activities specific to the Paving Fund divisions.

### Ice Rink

#### **Program Description:**

The Columbus Ice Rink is a multipurpose public assembly facility with 38,122 square feet including a single NHL regulation-sized ice surface, measuring 200' x 85' with a comfortable seating capacity of 713 guests. The facility is capable of handling ice events as well as social events. The capacity for social events when the ice floor is covered, is 1,440. The facility features a state-of-the-art Bose Sound System, private VIP area overlooking the rink, a spacious lobby, Pro Shop, and Snack Bar

#### **Goals, Objectives and Performance Data**

<b>Goal:</b>	Increase revenue during the months of June, July, and August each year.		
<b>Objective:</b>	Utilize facility to increase revenues from non-traditional rentals by removing the ice during these months.		
<b>Performance Indicators:</b>	<b>FY15 Actual</b>	<b>FY16 Actual</b>	<b>FY17 Projected</b>
Percentage of increase in revenues	N/A	N/A	10%

# EMPLOYEE HEALTH CARE FUND

**The Employee Health Care Fund  
accounts for the self-funded employee  
health care program.**

## EMPLOYEE HEALTH INSURANCE FUND / 0850

### Program Description:

The Employee Health & Life Insurance Fund is established to account for the self-funded employee health care program and employee life insurance program.

### Expenditures By Category

	FY14 Actual	FY15 Actual	FY16 Actual*	FY17 Adopted
Personal Services	\$ -	\$ -	\$ -	\$ -
Operations	23,649,004	22,116,768	19,868,290	24,794,849
<b>OPERATING BUDGET</b>	<b>\$ 23,649,004</b>	<b>\$ 22,116,768</b>	<b>\$ 19,868,290</b>	<b>\$ 24,794,849</b>
Capital Budget	-	-	-	-
<b>DIVISION TOTAL</b>	<b>\$ 23,649,004</b>	<b>\$ 22,116,768</b>	<b>\$ 19,868,290</b>	<b>\$ 24,794,849</b>
<b>% CHANGE</b>		<b>-6.48%</b>	<b>-10.17%</b>	<b>24.80%</b>

\* Unaudited



# RISK MANAGEMENT FUND

**The Risk Management Fund accounts for vehicle accidents and workers' compensation claim management and related costs.**

**RISK MANAGEMENT FUND / 0860**

**Program Description:**

The Risk Management Fund is established for the purposes of providing self-insurance funding for vehicle claims and worker's compensation management.

**Expenditures By Category**

	<b>FY14 Actual</b>	<b>FY15 Actual</b>	<b>FY16 Actual*</b>	<b>FY17 Adopted</b>
Personal Services	\$ 3,720,082	\$ 2,209,678	\$ 1,978,710	\$ 2,628,386
Operations	1,091,765	1,344,167	1,568,187	2,256,520
<b>OPERATING BUDGET</b>	<b>\$ 4,811,847</b>	<b>\$ 3,553,845</b>	<b>\$ 3,546,897</b>	<b>\$ 4,884,906</b>
Capital Budget	2,374	-	-	-
<b>DIVISION TOTAL</b>	<b>\$ 4,814,221</b>	<b>\$ 3,553,845</b>	<b>\$ 3,546,897</b>	<b>\$ 4,884,906</b>
<b>% CHANGE</b>		<b>-26.18%</b>	<b>-0.20%</b>	<b>37.72%</b>

\* Unaudited

**RISK MANAGEMENT FUND / 0860**

**Personnel Summary: Authorized Positions**

	<b>FY15 Actual</b>	<b>FY16 Actual</b>	<b>FY17 Adopted</b>
<b>220-3820 Workers Compensation FT/PT</b>	<b>1/0</b>	<b>1/0</b>	<b>1/0</b>
Risk Manager	1	1	1
<b>220-3830 Risk Management FT/PT</b>	<b>1/6</b>	<b>1/6</b>	<b>1/6</b>
Administrative Services Coordinator	1	1	1
Risk (PT)	6	6	6
<b>Total Full Time/Part Time Positions</b>	<b>2/6</b>	<b>2/6</b>	<b>2/6</b>

## Risk Management

### Program Description:

This division identifies and measures all exposures to loss, development of risk management policy, negotiates insurance, adjust claims, maintains records, provides statistical analysis of data, and oversees critical lost control activities.

### Goals, Objectives and Performance Data

<b>Goal:</b>	To institute all practical measures to reduce and control the number of at-fault accidents.		
<b>Objective:</b>	Implement a program that will hold each department accountable for at-fault losses by charging the amount paid out back to the department.		
<b>Performance Indicators:</b>	<b>FY15 Actual</b>	<b>FY16 Actual</b>	<b>FY17 Projected</b>
Number of at-fault losses.	130	132	129

<b>Goal:</b>	To implement programs that achieves maximum productivity with the limited resources in the most efficient and economical manner.		
<b>Objective:</b>	Utilize existing programs for the purpose of giving status reports quarterly.		
<b>Performance Indicators:</b>	<b>FY15 Actual</b>	<b>FY16 Actual</b>	<b>FY17 Projected</b>
Number of training meetings.	63	76	80
Percent of accident reports received within 3 days.	90%	95%	95%

## SECTION E: APPENDIX

**This section includes information not otherwise located in the Budget including a glossary and a capital outlay requests.**

# **GLOSSARY**

**SEE ALSO: ACRONYMS**

The Annual Operating Budget contains specialized and technical terminology that is unique to public finance and budgeting as well as unique to the Columbus Georgia area. The following glossary has been included in this document to assist the reader in understanding these terms.

**ACCOUNT NUMBER:** A line item code defining an appropriation.

**ACCRUAL ACCOUNTING:** A basis of accounting in which revenues are recognized in the accounting period in which they are earned, and expenses are recognized in the period in which they are incurred.

**ADOPTED BUDGET:** The operating budget plan which is presented to City Council by the Mayor and approved by City Council.

**APPRAISED VALUE:** The estimate of fair market value assigned to property by an appraiser or tax assessor. For tax assessment purposes, such value is stated as of the last countrywide reappraisal date.

**APPROPRIATION:** Authorization given by Council to make expenditures or incur obligations for approved work programs with specific limitations.

**ASSESSED VALUATION:** A valuation set upon real estate or other property by a government as a basis for levying taxes. Taxable valuation is calculated from an assessed valuation.

**BALANCED BUDGET:** A budget is considered "balanced" when Total Revenues equal Total Expenditures within each fund and for all funds in aggregate. Fund balance (reserves) may be used as a Revenue Source to balance the fund so that Revenues equal Expenditures.

**BASE BUDGET:** The minimum amount of funding necessary to continue the current level of service including inflation and equipment replacement schedules.

**BENCHMARK POSITION:** Positions to be used as points of reference; here, when measuring our employees' pay with pay levels in our labor market.

**BOND:** A long-term obligation or promise to pay. It is a promise to repay a specified amount of money (the face amount of the bond) on a particular date (the maturity date). Bonds are primarily used to finance capital projects.

**BOND DEFEASANCE OR BOND REFINANCING:** The payoff and re-issuance of bonds to obtain better interest rates and/or bond conditions.

**BUDGET:** A plan of financial operation embodying an estimate of proposed expenditures for a given period and the proposed means of financing. The term "budget" is used in two senses in practice. The budget, once adopted, is the legal authorization to expend City funds during the fiscal year. The budget may be amended during the fiscal year by the governing body and/or management in accordance with procedures specified by law and/or administrative rules and regulations.

**BUDGET ADJUSTMENT:** A legal procedure utilized by the budget staff to revise a budget appropriation. The Budget Officer has the authority to adjust expenditures within or between departmental budgets according to budget policy. No increase in the total budget can occur without approval of Council.

**BUDGET CONTROL:** The control or management of a governmental unit or enterprise in accordance

# **GLOSSARY**

**SEE ALSO: ACRONYMS**

and within the limitations of available appropriations and available revenues.

**BUDGET MESSAGE:** A general discussion of the proposed budget as presented in writing to the legislative body.

**CCG:** The acronym for Columbus Consolidated Government.

**CAPITAL IMPROVEMENTS:** Building, infrastructure, and other attachments or annexations to land and facilities which are intended to remain so attached or annexed.

**CAPITAL IMPROVEMENTS PROGRAM (CIP):** A plan for capital expenditures to be incurred each year over a fixed period of years to meet capital needs arising from the long-term work program or otherwise. It sets forth each project or other contemplated expenditure in which the government is to have a part and specifies the full resources estimated to be available to finance the projected expenditures.

**CAPITAL OUTLAY:** Capital items are defined as tangible items such as tools, desks, machinery, and vehicles costing more than \$500 each and having a useful life of more than one year.

**COMMUNITY DEVELOPMENT BLOCK GRANT (CDBG):** A federal domestic assistance grant to develop viable urban communities by providing decent housing and a suitable living environment as well as expanding economic opportunities for persons of low and moderate income.

**CODE:** A group of numbers that may identify a fund, department/division, line item or project.

**CONSOLIDATED GOVERNMENT:** A county and city whose governments are combined into a single entity.

**CONSUMER PRICE INDEX (CPI):** An index of items used to measure the change in prices over time.

**CONTINGENCY:** A budgetary reserve set aside for emergencies or expenditures not otherwise budgeted.

**COST ALLOCATION:** Method designed to recover indirect costs from non-general fund activities for the administration of specific General Fund services provided to those activities.

**DEBT SERVICE:** Payment of interest and repayment of principal on city debt.

**DEPARTMENT:** A major administrative organizational unit of the City that indicates overall management responsibility for one or more divisions.

**DEPRECIATION:** (1) Expiration in the service life of fixed assets, other than wasting assets attributable to wear and tear, deterioration, action of the physical elements, inadequacy and obsolescence. (2) The portion of the cost of a fixed asset other than a wasting asset that is charged as an expense during a particular period. In accounting for depreciation, the cost of a fixed asset, less any salvage value, is prorated over the estimated service life of such an asset, and each period is charged with a portion of such cost. Through this process, the entire cost of the asset is ultimately charged off as an expense.

**DIVISION:** A major administrative organizational unit of the City that indicates overall management responsibility for one or more activities.

# **GLOSSARY**

**SEE ALSO: ACRONYMS**

**D.O.T.** – Department of Transportation.

**ELECTED OFFICIAL:** Person who holds an elected position of leadership for the City and/or County government. In Columbus/Muscogee County, these are: Mayor, Sheriff, Marshal, certain Judicial Officials (District Attorney, Judges, Solicitor), Clerk of Superior Court, Coroner, and Tax Commissioner.

**ENTERPRISE FUND** – A fund established to account for operations financed and operated in a manner similar to private business enterprises.

**EXPENDITURES:** Disbursements or outlays of cash which decrease the City’s net financial resources. Expenditures include current operating expenses that require the current or future use of net current assets, debt service and capital outlays.

**EXPENSES:** Decreases in net total assets. Expenses represent the total cost of operations during period regardless of the timing of related expenditures.

**FISCAL YEAR:** A twelve-month period of which the annual operating budget applies and, at the end of which, a government determines its financial position and the results of its operations.

**FIXED ASSETS:** Assets of a long-term character that are intended to continue to be held or used, such as land, buildings, improvements other than buildings, machinery and equipment.

**FRANCHISE FEE:** A fee paid by public service utilities for use of public property in providing their services to the citizens of the community.

**FUND:** A fiscal and accounting entity with a self-balancing set of accounts which record cash and other financial resources, together with all related liabilities and residual equities or balances and changes therein, which are segregated for the purpose of carrying on specific activities or attaining certain objectives in accordance with special regulations, restrictions or limitations.

**FUND BALANCE:** The unused balance of governmental funds and expendable trust funds, which include certain reservations of funds established for control purposes. It is what is “left over” after obligations have been repaid and all expenditures have been completed.

**GENERAL FUND:** The principal fund operating the city that accounts for most of the financial resources of the government. General fund revenues include property taxes, licenses and permits, local taxes, service charges and other types of revenues. This fund includes most of the basic operating services, such as fire and police protection, finance and records, leisure services, public services and general administration.

**GENERALLY ACCEPTED ACCOUNTING PRINCIPLES (GAAP):** Uniform minimum standards of and guidelines for financial accounting and reporting. They govern the form and content of the basic financial statements of an entity. GAAP incorporates the conventions, rules, and procedures necessary to define accepted accounting practices at a particular time. GAAP provides a standard by which to measure financial presentations.

**GENERAL OBLIGATION (G.O.) BOND:** This type of bond is backed by the full faith, credit and taxing power of the government.

**GENERAL SERVICES DISTRICT:** District accounting for the governmental services pertaining to the consolidated City of Columbus, GA. The revenues from this district’s millage rate support the General

# **GLOSSARY**

**SEE ALSO: ACRONYMS**

Fund.

**GFOA:** Government Finance Officers Association.

**GIS:** Geographical Information Systems.

**GRANTS:** Contributions or gifts or cash or other assets from another government (usually from state or federal agencies) and are normally restricted to expenditure or use for a specified purpose, activity, or facility.

**HAZMAT:** An abbreviation for Hazardous Materials.

**IMPROVEMENT:** Any amount of service or request above the current level of service.

**INFRASTRUCTURE:** The physical foundation of a community and capital assets of a permanent nature. For example: land, streets, roads, highways, bridges, buildings, water pipes & sewer lines.

**INTERFUND CHARGES:** Charges for services rendered by a non-internal service activity to a user in a different fund.

**INTERFUND REIMBURSEMENTS:** Receipt of funds as reimbursement for charges for services rendered by a non-internal service activity to a user in a different fund.

**INTERFUND TRANSFERS:** See "Transfers In/Out".

**INTERGOVERNMENTAL REVENUE:** Revenue collected by one government and distributed to another level of government(s).

**INTERMENT:** Placing of a corpse in a grave.

**LEGALLY ADOPTED BUDGET:** The Adopted Budget or operating plan which is approved by City Council. Typically the "Adopted Budget" refers to the total of all city operating funds, including all revenues, expenditures, and transfers between and among funds.

**LIABILITIES:** Debts or other legal obligations arising out of transactions in the past that must be liquidated, renewed, or refunded at some future date.

**LINE ITEM:** A method in which a unit of appropriate is expressed or defined.

**LONG TERM DEBT:** Debt with a maturity of more than one year after the date of issuance.

**LOCAL OPTION SALES TAX (LOST):** State legislation allows local governments to levy an additional sales tax within its jurisdiction. The City of Columbus currently collects proceeds based on a 1% approved local option. Use of these funds is unrestricted.

**MCP:** The acronym for Muscogee County Prison.

**MILLAGE RATE:** The ad valorem property tax rate expressed in terms of the levy per thousand dollars of taxable assessed value.



# **GLOSSARY**

**SEE ALSO: ACRONYMS**

**MODIFIED ACCRUAL BASIS:** The accrual basis of accounting adapted to the governmental fund type Spending Measurement Focus. Under it, revenues are recognized when they become both "measurable" and "available" to finance expenditures of the current period. Expenditures are recognized when the related fund liability is incurred except for: (1) inventories of materials and supplies which may be considered expenditures either when purchased or when used; (2) prepaid insurance and similar items which need not be reported; (3) accumulated unpaid vacation, sick pay and other employee benefit amounts which need not be recognized in the current period, but for which larger than normal accumulations must be disclosed in the notes to the financial statements; (4) interest on special assessment indebtedness which may be recorded when due rather than accrued, if approximately offset by interest earnings on special assessment levies; and (5) principal and interest on long-term debts which are generally recognized when due. All governmental funds and Trust Funds are accounted for using this method.

**NET BUDGET:** The legally adopted budget less all interfund transactions. Interfund transactions representing transfers and interfund reimbursements are subtracted from the legally adopted budget amount to prevent being double counted from the perspective of the entire budget.

**NONDEPARTMENTAL:** Functions and accounts that are not directly related to a department's primary service activities, or which are separate from departmental operations for control purposes.

**ORDINANCE:** A formal legislative enactment by the City Council and has the full force and effect of law within the boundaries of the City.

**OPERATING BUDGET** – Planned expenditures and revenues for the continued regular operations and maintenance of basic governmental functions and services. Includes personnel, supplies, services and capital items. All funds lapse at the fiscal year end. The operating budget for CCG includes the following funds: General, Sewer, Paving, Integrated Waste Management, Emergency Telephone, Medical Center, Debt Service, Economic Development, METRA, Parking Management, Trade Center, Bull Creek Golf Courses, Oxbow Creek Golf Course, and Civic Center.

**OPERATING EXPENSES:** The cost for personnel, materials and equipment required for the City to provide services to its citizens or for a department to fulfill its mission.

**ORDINANCE** – A formal legislative enactment by the governing body of a municipality. Enactment of an ordinance by the CCG requires two weeks for final approval.

**OTHER LOCAL OPTION SALES TAX:** (also referred to as "Other LOST") The Local Option Sales Tax which followed the original LOST. As with the original LOST, use of these funds is unrestricted, however, City Council has made an administrative decision to utilize 70% of Other LOST proceeds for Public Safety and the remaining 30% for Infrastructure investment and refurbishment.

**PERFORMANCE MEASURES:** Specific quantitative measures of work performed within an activity or program. They may also measure results obtained through an activity or program.

**PERSONAL SERVICES:** Expenditures for salaries, wages and fringe benefits for personnel.

**PRO FORMA (PROJECTIONS):** Estimated future budgets which are based on actual historical activity and budget information.

**PROGRAM:** The collection of services being performed to achieve a desired goal.

# **GLOSSARY**

**SEE ALSO: ACRONYMS**

**PROJECTED:** Estimation of revenues and expenditures based on past trends, current and expected economic conditions, and future financial forecasts.

**PROPERTY TAX:** A tax levied on the assessed value of real, public utility and personal property. Generally, assessed value is 40% of fair market value.

**PUBLIC HEARING:** The portions of open meetings held to present evidence and provide information on both sides of an issue.

**REALLOCATION** – Project budgets in excess of project expenditures may be transferred to finance or assist in financing other projects.

**RESERVE:** An account used to indicate that a portion of a fund balance is restricted for a specific purpose.

**RESOLUTION** – A special order of a legislative body requiring less legal formality than an ordinance. Approval of a resolution by the CCG requires one week for approval.

**REVENUE:** Money or income received by the Consolidated Government from external sources such as taxes collected or an amount received for performing a service.

**REVENUE BOND:** A revenue bond is backed only by the revenues received from a specific enterprise or project, such as a hospital or toll road.

**REVISED BUDGET:** The revised budget is the budget that has been modified from the Adopted Budget and which includes carryover funds from the previous year and approved changes from the mid-year adjustments.

**RISK MANAGEMENT:** The coordinated and continuous effort to minimize the potential financial and human resource losses arising from workers compensation, liability and property exposures.

**SELF-INSURANCE:** The formal assumption or partial assumption of risks and the accounting of results. Specific accounts or funds are set aside to fund the risks, and losses that do occur are charged against those accounts or funds.

**STATUTE:** A written law enacted by a duly organized and constituted legislative body.

**STRUCTURALLY BALANCED BUDGET:** The budget considered “structurally balanced” when Total Revenues equal Total Expenditures *and* the source of Revenues is equivalent to the use of Expenditures in nature, length of maturity, and content without reliance on use of reserves or fund balance to balance the budget.

**SUPPLEMENTAL:** Any amount of service or request about the current level of service.

**TAXABLE VALUE:** This is calculated as 40% of the assessed value.

**TAX RATE:** The amount of tax stated in terms of a unit of the tax base; for example, five mills equal five dollars per thousand of taxable value.

**PERSONAL SERVICES:** Expenditures for salaries, wages and fringe benefits for personnel.

# **GLOSSARY**

**SEE ALSO: ACRONYMS**

**PROGRAM:** The collection of services being performed to achieve a desired goal.

**PUBLIC HEARING:** The portions of open meetings held to present evidence and provide information on both sides of an issue.

**SELF-INSURANCE:** The formal assumption or partial assumption of risks and the accounting of results. Specific accounts or funds are set aside to fund the risks. Any losses that do occur are charged against those accounts or funds.

**SPECIAL PURPOSE LOCAL OPTION SALES TAX (SPLOST):** A voter approved 1% Sales Tax used for specified Capital Improvement Projects.

**TAXES:** Compulsory charges levied by a government for the purpose of financing services performed for the common benefit. This term does not include specific charges made against particular persons or property for current or permanent benefits such as special assessments. Neither does the term include charges for services rendered only to those paying such charges as, for example, sewer service charges.

**TRANSFERS IN/OUT:** Amounts transferred from one fund to another to assist in financing the services of the recipient fund. Transfers do not constitute revenues or expenditures of the governmental unit but only of the individual funds. Thus, they are budgeted and accounted for separately from other revenues and expenditures.

**TRANSPORTATION SPECIAL PURPOSE LOCAL OPTION SALES TAX (“TSPLOST”):** A regionally voter approved and adopted SPLOST, proceeds from which are used for specified transportation related projects. Columbus is in the River Valley region for purposes of TSPLOST.

**USEFUL LIFE:** Period or time-span an item is expected to continue providing financial service.

## **ACRONYMS**

Acronyms of Budget specialized and technical terminology that is unique to public finance and budgeting as well as unique to the Columbus Georgia area. The following acronyms have been compiled to assist the reader in understanding these terms.

**CAFR:** Comprehensive Annual Financial Report

**CBA:** Columbus Building Authority

**CCG:** Columbus Consolidated Government.

**CDBG:** Community Development Block Grant.

**CIP:** Capital Improvement Program.

**CPI:** Consumer Price Index.

**DFACS:** Department of Family and Children Services.

**D.O.T. –** Department of Transportation.

**EMS:** Emergency Medical Service.

**GASB:** Governmental Accounting Standards Board.

**G. O. Bond:** General Obligation Bond.

**GFOA:** Government Finance Officers Association.

**GIS:** Geographical Information Systems.

**HAZMAT:** Hazardous Materials.

**LOST:** Local Option Sales Tax.

**MCP:** Muscogee County Prison.

**OLOST:** Other Local Option Sales Tax.

**SPLOST:** Special Purpose Local Option Sales Tax.

**TSPLOST:** Transportation Special Purpose Local Option Sales Tax.

**WIA:** Workforce Investment Act.

FY17 ADOPTED CAPITAL OUTLAY

DESCRIPTION	Unit Price	Qty	FY17 ADOPTED
<b>GENERAL FUND</b>			
	\$ -		\$ -
	<b>Subtotal</b>		<b>\$ -</b>
<b>GENERAL FUND</b>			
	<b>TOTAL</b>		<b>\$ -</b>
<b>OTHER LOCAL OPTION SALES TAX FUND</b>			
<b>400 Police</b>			
Police Pursuit Vehicles with Technology Packages( Replacement)	\$ 53,900	20	\$ 1,078,000
Unmarked Police Vehicles (Replacement)	\$ 19,000	10	\$ 190,000
Harley Davidson Motorcyle with Radar Unit (Replacement)	\$ 29,150	2	\$ 58,300
Body Armor (Vests) (Replacement)	\$ 900	50	\$ 45,000
Full Size SUV with Technology Packages (Replacement)	\$ 63,000	2	\$ 126,000
	<b>Subtotal</b>		<b>\$ 1,497,300</b>
<b>410 Fire</b>			
Capital Lease for Ambulances (Replacement)			\$ 108,389
Capital Lease for 3 Engines, 1 Quint and 1 Service Truck (Replacement)			\$ 349,005
Protective Clothing (Replacement)	\$ 1,800	120	\$ 216,000
Outdoor Emergency Warning Siren Study	\$ 38,500	1	\$ 38,500
Battalion Chief SUV (Replacement)	\$ 33,000	3	\$ 99,000
SCBA Cylinders (Replacement)	\$ 1,200	18	\$ 21,600
	<b>Subtotal</b>		<b>\$ 832,494</b>
<b>420 MCP</b>			
Pursuit Vehicle with Administrative Package (Replacement)	\$ 30,970	1	\$ 30,970
Commercial Grade Zero Turn Mowers (Additional)	\$ 8,399	2	\$ 16,798
	<b>Subtotal</b>		<b>\$ 47,768</b>
<b>550 Sheriff</b>			
Capital Items	\$ 250,000	1	\$ 250,000
	<b>Subtotal</b>		<b>\$ 250,000</b>
<b>OTHER LOCAL OPTION SALES TAX FUND</b>			
	<b>TOTAL</b>		<b>\$ 2,627,562</b>
<b>STORMWATER FUND</b>			
<b>250-2300 Drainage</b>			
CCTV Truck (Upgrade to Existing Truck)	\$ 68,873	1	\$ 68,873
	<b>Subtotal</b>		<b>\$ 68,873</b>
<b>260-3210 Stormwater Maintenance</b>			
Mid Size Two Wheel Drive Pickup Truck (Replacement)	\$ 19,725	1	\$ 19,725
Dual Axle Equipment Trailer (Replacement)	\$ 3,800	1	\$ 3,800
Eductor Truck (Replacement)	\$ 346,085	1	\$ 346,085
Tow Behind Air Compressor (Replacement)	\$ 11,550	1	\$ 11,550
Gas Powered Tamp (Replacement)	\$ 3,000	1	\$ 3,000
3" Gasoline Powered Water Pump (Replacement)	\$ 1,350	1	\$ 1,350
Schatulga Road Washrack Environmental Compliance Project	\$ 30,000	1	\$ 30,000
	<b>Subtotal</b>		<b>\$ 415,510</b>
<b>STORMWATER FUND</b>			
	<b>TOTAL</b>		<b>\$ 484,383</b>

FY17 ADOPTED CAPITAL OUTLAY

DESCRIPTION	Unit Price	Qty	FY17 ADOPTED
<b>PAVING FUND</b>			
<b>250-2200 Highways &amp; Roads</b>			
Survey Equipment	\$ 8,124	1	\$ 8,124
Small Bucket Truck (Replacement)	\$ 151,440	1	\$ 151,440
	<b>Subtotal</b>		<b>\$ 159,564</b>
<b>260-3110 Streets</b>			
Tandem Cab/Chassis w/18 Yard Dump Body Trucks (Replacement)	\$ 160,000	2	\$ 320,000
Flat-bed Dump Truck w/12ft Body (Replacement)	\$ 38,090	4	\$ 152,360
Full Size 4x4 1/2 Ton Crew Cab Four Door Pickup Trucks (Replacement)	\$ 34,010	2	\$ 68,020
Mid Size SUV 4x4 (Replacement)	\$ 30,690	1	\$ 30,690
Mini Excavator (Replacement)	\$ 40,000	1	\$ 40,000
	<b>Subtotal</b>		<b>\$ 611,070</b>
<b>260-3120 Urban Forestry &amp; Beautification</b>			
F-550 Herbicide Truck with Boom Sprayer (Replacement)	\$ 95,000	1	\$ 95,000
Full Size 4x4 1/2 Ton Crew Cab Four Door Pickup Trucks (Replacement)	\$ 34,010	1	\$ 34,010
Flat-bed Dump Truck w/12ft Body (Replacement)	\$ 38,090	3	\$ 114,270
Full Size 1/2 Ton Crew Cab Four Door Trucks w/100 Gallon Herbicide Sprayer System (Replacement)	\$ 50,000	1	\$ 50,000
Crew Cab F-750 Truck with Chipper Dump Body (Replacement)	\$ 94,000	1	\$ 94,000
Stump Grinder with Tracks and Trailer (Replacement)	\$ 65,000	1	\$ 65,000
	<b>Subtotal</b>		<b>\$ 452,280</b>
<b>PAVING FUND</b>	<b>TOTAL</b>		<b>\$ 1,222,914</b>
<b>INTEGRATED WASTE FUND</b>			
<b>260-3510 Solid Waste Collection</b>			
Capital Lease for Garbage Trucks/Bull Dozier/Grab All Trucks (Replacements)			\$ 1,244,000
	<b>Subtotal</b>		<b>\$ 1,244,000</b>
<b>INTEGRATED WASTE FUND</b>	<b>TOTAL</b>		<b>\$ 1,244,000</b>
<b>CDBG Fund</b>			
<b>245-1000 CDBG Administration</b>			
Furniture	\$ 4,526	1	\$ 4,526
Computer Equipment	\$ 5,000	1	\$ 5,000
	<b>Subtotal</b>		<b>\$ 9,526</b>
<b>CDBG FUND</b>	<b>TOTAL</b>		<b>\$ 9,526</b>

FY17 ADOPTED CAPITAL OUTLAY

DESCRIPTION	Unit Price	Qty	FY17 ADOPTED
<b>TRANSPORTATION FUND</b>			
<b>0751 METRA</b>			
30ft Low Floor Trolley	\$ 435,847	1	\$ 435,847
Operations Equipment	\$ 217,700	1	\$ 217,700
Rebuilt Engines	\$ 50,000	1	\$ 50,000
Rebuilt Transmissions	\$ 50,000	1	\$ 50,000
	<b>Subtotal</b>		<b>\$ 753,547</b>
<b>0751 TSPLOST Funded</b>			
Benches	\$ 405	20	\$ 8,100
Trash Cans	\$ 208	20	\$ 4,160
Bus Shelters	\$ 2,850	10	\$ 28,500
Poles	\$ 24	300	\$ 7,200
	<b>Subtotal</b>		<b>\$ 47,960</b>
<b>TRANSPORTATION FUND</b>	<b>TOTAL</b>		<b>\$ 801,507</b>
<b>TRADE CENTER FUND</b>			
<b>620-2200 Trade Center Operations</b>			
Lutron (Lighting Controls) Upgrade	\$ 100,000	1	\$ 100,000
Boilers	\$ 210,000		\$ 210,000
Duplex 550 Escalator Cleaner	\$ 17,000	1	\$ 17,000
Automatic Doors	\$ 5,000	4	\$ 20,000
Robotic Pool Cleaner	\$ 4,000	1	\$ 4,000
Kitchen Door Bumper Modification	\$ 2,000	1	\$ 2,000
30x96 Tables	\$ 220	20	\$ 4,400
30x72 Tables	\$ 200	20	\$ 4,000
30x96 Carts	\$ 250	2	\$ 500
30x72 Carts	\$ 248	2	\$ 496
6' Round Tables	\$ 310	8	\$ 2,480
6' Round Table Dolly	\$ 330	1	\$ 330
5' Round Tables	\$ 195	10	\$ 1,950
42"-72" Table Cart	\$ 390	1	\$ 390
	<b>Subtotal</b>		<b>\$ 367,546</b>
<b>TRADE CENTER FUND</b>	<b>TOTAL</b>		<b>\$ 367,546</b>
<b>ALL CAPITAL OUTLAY</b>	<b>TOTAL</b>		<b>\$ 6,757,438</b>

**Columbus Consolidated Government  
Classification Position List by Department  
Updated 09/21/2016**

<b>DEPT.</b>	<b>POSITION</b>	<b>GRADE</b>
<b>ADULT DRUG COURT</b>		
AD/1	Case Manager	16
<b>CHILD SUPPORT ENFORCEMENT</b>		
CSE1	Child Support Enforcement Manager	14
CSE2	Accounting Clerk	10
<b>CITY ATTORNEY</b>		
CA1	City Attorney	28
CA2	Assistant City Attorney	26
CA3	Legal Assistant	14
CA4	Paralegal	15
<b>CITY MANGER</b>		
CMO1	City Manager	29
CMO2	Deputy City Manager	28
CMO3	Deputy City Manager – Operations	28
CMO4	Assistant to the City Manager	22
CMO5	Executive Assistant	14
CMO6	Administrative Assistant	12
CMO8	TV Station Manager	19
CMO10	Records Specialist	14
CMO11	Citizen Service Center Coordinator	14
CMO12	Citizen Service Center Technician	10
CMO13	Administrative Assistant – Citizen Service Center	12
CMO14	Mailroom Supervisor	12
CMO15	Mail Clerk	7
CMO17	Print Shop Supervisor	17
CMO18	Graphic Designer	12
CMO19	Print Shop Technician	11
CMO20	Duplicating Service Technician	9
<b>CIVIC CENTER</b>		
CIV1	Civic Center Director	25
CIV2	Operations Manager	20
CIV3	Civic Center Finance Manager	17
CIV4	Marketing Manager	20
CIV5	Ticketing Operations Manager	17
CIV6	Maintenance Supervisor – Civic Center	15
CIV7	Events Coordinator	15



DEPT.	POSITION	GRADE
CIV8	Carpenter I – Civic Center	13 <sup>3</sup>
CIV9	Accounting Technician	12
CIV10	Administrative Secretary	10
CIV11	Arena Technician I	9 <sup>1</sup>
CIV12	Box Office Coordinator	12
CIV13	Box Office Representative	9
CIV14	Administrative Clerk I	9
CIV15	Building Service Worker	6
CIV16	Electrician I	13 <sup>3</sup>
CIV16	Food and Beverage Coordinator	15

<sup>1</sup>May be designated “II” or “Senior” and placed at grade 10.

<sup>2</sup>May be designated “II” and placed at grade 12.

<sup>3</sup>May be designated “II” and placed at grade 14.

### **CLERK OF COUNCIL**

CC1	Clerk of Council	22
CC2	Deputy Clerk of Council	14
CC3	Administrative Secretary	10

### **COLUMBUS TRADE CENTER**

CTC1	Executive Director	UNC
CTC2	Assistant Trade Center Director	21
CTC3	Trade Center Finance Manager	17
CTC4	Events Operations Supervisor	15
CTC6	Conference Facilitator <sup>15</sup>	
CTC7	Accounting Technician	12
CTC8	Administrative Assistant – Citizen Service Center	12
CTC9	Facilities Maintenance Worker I	11 <sup>1</sup>
CTC10	Events Attendant Crew Leader	12
CTC11	Administrative Clerk I	9
CTC12	Events Attendant I	8 <sup>2</sup>
CTC13	Facilities Engineer	23
CTC14	Administrative Secretary	10

<sup>1</sup> May be designated “II” and placed at grade 12.

<sup>2</sup> May be designated “II” and placed at grade 9.

### **COMMUNITY REINVESTMENT**

CR2	Assistant Community Reinvestment Director	21
CR3	Program Manager	19
CR4	Finance Manager – Community Reinvestment	17
CR5	Construction Services Specialist	15
CR6	Administrative Clerk	10
CR6	Community Reinvestment Coordinator	14
CR7	Administrative Technician	12
CR8	Community Reinvestment Clerk	9
CR1	Community Reinvestment Director	24

DEPT.	POSITION	GRADE
CR10	Community Reinvestment Planner	17 <sup>1</sup>

<sup>1</sup> May be designated "Senior" and placed at grade 18; "Principal" and placed at grade 20.

### **CORONER**

COR1	Deputy Coroner	16
COR2	Administrative Assistant	12

### **DISTRICT ATTORNEY**

DA1	Assistant District Attorney 2	11
DA2	Investigator Supervisor – District Attorney	19
DA3	Investigator – District Attorney	16 <sup>2</sup>
DA4	Victim Advocate	14
DA5	Administrative Assistant	12
DA6	Legal Administrative Clerk	11
DA7	Victim Witness Program Administrator	18
DA8	Paralegal	15

<sup>1</sup> May be designated "II" and placed at grade 22; "III" and placed at grade 23.

<sup>2</sup> May be designated "Senior" and placed at grade 17.

### **ELECTIONS & REGISTRATION**

ER1	Elections and Registration Director	24
ER2	Elections Coordinator	14
ER3	Registration Coordinator	15
ER4	Elections Technician	9 <sup>1</sup>
ER5	Elections Specialist	10

<sup>1</sup> May be designated "II" or "Senior" and placed at grade 10.

### **ENGINEERING**

ENG1	Engineering Director	25 <sup>1</sup>
ENG2	Administrative Assistant	12
ENG3	Administrative Secretary	10
ENG4	Stormwater Management Engineer	22 <sup>2</sup>
ENG6	Traffic Engineering Manager	23 <sup>3</sup>
ENG7	Traffic Engineer	22 <sup>2</sup>
ENG8	Traffic Operations Supervisor	19
ENG9	Traffic Signal Supervisor	17
ENG10	Senior Traffic Signal Technician	14
ENG11	Traffic Signal Technician	12 <sup>4</sup>
ENG12	Traffic Signal Construction Specialist	12
ENG13	Traffic Sign and Marking Supervisor	16
ENG14	Traffic Control Technician	10
ENG18	Senior Traffic Engineering Technician	16
ENG19	Traffic Engineering Technician	14
ENG20	Traffic Analyst	14
ENG21	Administrative Technician	12
ENG22	Administrative Clerk I	9

DEPT.	POSITION	GRADE
ENG23	Engineering Inspection Coordinator	17
ENG24	Engineering Inspector	16 <sup>5</sup>
ENG25	Survey Supervisor	17
ENG26	Survey Crew Leader	14
ENG27	Survey Technician	12
ENG28	Survey Crew Worker	9
ENG29	Engineering Technician	14 <sup>6</sup>
ENG30	Stormwater Technician	12
ENG34	CAD Technician	14
ENG35	Stormwater Data Inspector	16
ENG36	Stormwater Data Technician I	12
ENG37	Stormwater Data Technician II	14
ENG38	Stormwater Technician	12

<sup>1</sup> Place at grade 26 if Professional Engineer in the State of Georgia.

<sup>2</sup> Place at grade 23 if Professional Engineer in the State of Georgia.

<sup>3</sup> Place at grade 24 if Professional Engineer in the State of Georgia.

<sup>4</sup> May be designated "II" and placed at grade 13.

<sup>5</sup> May be designated "Senior" and placed at grade 17.

<sup>6</sup> May be designated "Senior" and placed at grade 16.

## **FINANCE**

FIN1	Finance Director	26
FIN2	Assistant Finance Director	24
FIN3	Budget and Management Analyst	17 <sup>1</sup>
FIN4	Accounting Manager	23
FIN5	Senior Accountant	19
FIN6	Grant Compliance Accountant	19
FIN7	Payroll Supervisor	18
FIN8	Payroll Coordinator	14
FIN9	Senior Accounts Payable Technician	13
FIN10	Accounts Payable Technician	12
FIN11	Purchasing Manager	23
FIN12	Buyer Specialist	17
FIN13	Buyer	14 <sup>2</sup>
FIN14	Purchasing Technician	12
FIN15	Purchasing Clerk	9
FIN16	Revenue Manager	23
FIN17	Investment Officer	20
FIN18	Tax Supervisor	18
FIN19	Collections Supervisor	16
FIN20	Revenue Auditor	17
FIN21	Collections Technician	12
FIN22	Accounting Technician	12
FIN23	Administrative Assistant	12
FIN24	Customer Service Representative	9 <sup>3</sup>
FIN25	Financial Analyst	17

DEPT.	POSITION	GRADE
<sup>1</sup>	May be designated "Senior" and placed at grade 19.	
<sup>2</sup>	May be designated "Senior" with CPPB Certification and placed at grade 16.	
<sup>3</sup>	May be designated "Senior" and placed at grade 10.	

## **FIRE & EMS**

FD1	Fire Chief/EMA Director	27
FD2	Assistant Fire Chief	24
FD3	Deputy Fire Chief	23
FD4	Deputy Fire Chief – Homeland Security	23
FD5	Emergency Management Deputy Director	23
FD6	Division Chief – Health, Safety, and Information Systems	22
FD7	Training Chief	22
FD8	Battalion Chief	22
FD9	Fire Marshal	22
FD10	Captain – EMS Coordinator	20 <sup>1</sup>
FD11	Captain – Rescue	20 <sup>1</sup>
FD12	Captain – Logistics/EMS/EMT	20 <sup>1</sup>
FD13	Captain – Training	20 <sup>1</sup>
FD14	Fire Captain	20 <sup>1</sup>
FD15	Captain – Logistics	20 <sup>1</sup>
FD16	Lieutenant – EMS/EMT	18 <sup>1</sup>
FD17	Lieutenant – Training	18 <sup>1</sup>
FD18	Fire Lieutenant	18 <sup>1</sup>
FD19	Assistant Fire Marshal	20 <sup>1</sup>
FD20	Lieutenant – Fire Inspector	18 <sup>1</sup>
FD21	Lieutenant – Investigator	18 <sup>1</sup>
FD22	Lieutenant – Logistics	18 <sup>1</sup>
FD23	Fire Sergeant – EMT/Medic	16 <sup>1</sup>
FD24	Sergeant – Investigations	16 <sup>1</sup>
FD25	Firefighter – Medic	14 <sup>1</sup>
FD26	Firefighter – EMT	14 <sup>1</sup>
FD27	Firefighter	12
FD28	Firefighter – Logistics	12
FD29	Support Technician – Logistics	12
FD30	Administrative Coordinator	14
FD31	Fire Payroll Technician	12
FD32	Administrative Secretary	10
FD33	Administrative Clerk I	9
FD34	EMA Planner	17

<sup>1</sup> May add supplemental pay for current EMT and/or Paramedic certification when.

## **HUMAN RESOURCES**

HR1	Human Resources Director	26
HR2	Assistant Human Resources Director	24
HR3	Human Resources Analyst	19
HR4	Human Resources Specialist	16

DEPT.	POSITION	GRADE
HR5	Human Resources Technician II	14
HR6	Human Resources Technician I	12
HR7	Administrative Secretary	10
HR8	Training Coordinator	18
HR9	Administrative Services Coordinator	14
HR10	Risk Manager	23

### **INFORMATION TECHNOLOGY**

IT1	Information Technology Director	26
IT2	Technical Operations Manager	23
IT3	Application Development and Support Manager	23
IT4	Network Operations Manager	22
IT5	Web Development Manager	22
IT6	Program and Development Administrator	21
IT7	Systems and Enterprise Application Administrator	21
IT8	Application Support Analyst	19
IT9	Application Developer	19
IT10	Web Developer	17
IT11	Telecommunications Supervisor	19
IT12	Telecommunications Technician	14
IT13	Lead Host Computer Operator	13
IT14	Host Computer Operator	12
IT15	Data Control Technician	12
IT16	Personal Computer Services Supervisor	17
IT18	Personal Computer Technician	12
IT19	Network Engineer	21
IT20	GIS Coordinator	21
IT21	GIS Analyst	17
IT22	GIS Technician	14

### **INSPECTIONS & CODES**

IC1	Building Inspection and Codes Director	25
IC2	Administrative Assistant	12
IC3	Assistant Building Inspection and Codes Director	23
IC4	Plans Examiner	19
IC5	Building Inspection Coordinator	18
IC6	Building Inspector	16 <sup>1</sup>
IC7	Electrical Inspection Coordinator	18
IC8	Electrical Inspector	16 <sup>1</sup>
IC9	Property Maintenance Coordinator	18
IC10	Property Maintenance Inspector	16 <sup>1</sup>
IC11	Sign and Codes Inspector	15 <sup>2</sup>
IC12	Mechanical Inspection Coordinator	18
IC13	Mechanical Inspector	16 <sup>1</sup>
IC14	Inspection Services Coordinator	14
IC15	Permit Technician	10

DEPT.	POSITION	GRADE
IC16	Zoning Technician	10

<sup>1</sup> May be designated "II" and placed at grade 17; "III" and advanced 5% within range.

<sup>2</sup> May be designated "II" and placed at grade 16; "III" and advanced 5% within range.

### **JURY MANAGER**

JM1	Jury Manager	16
JM2	Deputy Clerk II – Jury Management	12
JM3	Administrative Clerk I	9

### **JUVENILE COURT/JUVENILE DRUG COURT**

JC1	Drug Court Coordinator	18
JC2	Case Manager	16
JC3	Juvenile Court Coordinator	16
JC4	Senior Deputy Clerk – Juvenile	14
JC5	Custody Investigator	13
JC6	Deputy Clerk II – Juvenile/Court Clerk	12
JC7	Deputy Clerk I – Juvenile	10
JC8	Administrative Secretary	10
JC9	Support Clerk	7
JC10	Custody Investigator Coordinator	16
JC11	Juvenile Court Director	20

### **MAGISTRATE & MUNICIPAL COURT**

MMC1	Court Coordinator/Associate Magistrate	18
MMC2	Senior Deputy Clerk – Magistrate/Municipal Court	14
MMC3	Deputy Clerk II – Magistrate/Municipal Court	12

### **MARSHAL**

MAR1	Chief Deputy Marshal	23
MAR2	Lieutenant	20
MAR3	Sergeant	18
MAR4	Deputy Marshal	14
MAR5	Administrative Assistant	12
MAR7	Captain	22
MAR8	Communication Technician III	10
MAR8	Corporal	16

### **MAYOR**

MO1	Public Information Officer/Calendar Clerk	16
MO3	Coordinator of Policy and Research	16
MO4	Internal Auditor/Compliance Officer	25
MO5	Director, Office of Crime Prevention	22
MO6	Forensic Auditor	21

DEPT.	POSITION	GRADE
<b>MUNICIPAL COURT CLERK</b>		
MC1	Court Coordinator – Municipal Court	18
MC2	Senior Deputy Clerk – Municipal Court	14
MC3	Deputy Clerk II – Municipal Court	12
MC4	Administrative Assistant	12

**MUSCOGEE COUNTY PRISON**

CD1	Warden	25
CD2	Deputy Warden – Administration	23
CD3	Deputy Warden – Security	23
CD4	Lieutenant – Corrections	20
CD5	Sergeant – Corrections	18
CD6	Counselor – Corrections	16 <sup>1</sup>
CD7	Technician – Corrections	14
CD8	Correctional Officer	12 <sup>2</sup>
CD9	Administrative Coordinator	14
CD10	Accounting Technician	12
CD11	Accounting Clerk	10
CD12	Administrative Clerk I	9

<sup>1</sup> May be designated “Senior” and placed at grade 17.

<sup>2</sup> May be designated “Senior” and placed at grade 13.

**POLICE**

PD1	Chief of Police	27
PD2	Deputy Chief of Police	24
PD3	Police Major	23
PD4	Police Captain	22
PD5	Police Lieutenant	20
PD6	Command Sergeant	19
PD7	Police Sergeant	18
PD8	Records Manager	16
PD/9	Police Finance Manager	17
PD11	Police Corporal	16
PD13	911 Center Supervisor	14
PD14	Police Officer	14
PD15	Records Supervisor	14
PD16	Asset Forfeiture Coordinator	14
PD17	Emergency Communications Technician III	12
PD18	Facilities Maintenance Technician	12
PD19	Emergency Communications Technician II	11
PD20	Police Cadet	10
PD21	Criminal Records Technician	10
PD22	Building Service Crew Leader	10
PD23	Administrative Secretary	10
PD24	Administrative Clerk II	10
PD25	Emergency Communications Technician I	10

DEPT.	POSITION	GRADE
PD26	Accounting Clerk	10
PD27	Administrative Clerk I	9
PD28	Support Clerk	7
PD29	Building Service Worker	6
PD30	Administrative Assistant	12
PD31	Crime Analyst	16

### **PLANNING**

PL1	Planning Director	25
PL2	Planning Manager	22
PL3	Planner	17 <sup>1</sup>
PL4	Right-of-Way/Transportation Planning Coordinator	20
PL5	Transportation Planner	17 <sup>1</sup>
PL6	Administrative Secretary	10
PL7	Planning Technician	11
PL8	Transportation Planner Trainee	15

<sup>1</sup> May be designated "Senior" and placed at grade 18; "Principal" and placed at grade 20.

### **PARKS & RECREATION**

PR1	Parks and Recreation Director	25
PR2	Assistant Parks and Recreation Director	23
PR3	Athletic Division Manager	19
PR4	Recreation Services Division Manager	19
PR5	Recreation Program Manager – Cultural Arts	17
PR6	Parks Services Division Manager	19
PR7	Administrative Operations Manager	18
PR8	Parks Services Manager	17
PR9	Athletic Program Supervisor – Aquatics	16
PR10	Community Schools District Supervisor	16
PR11	Athletic Program Supervisor	16
PR12	Recreation Program Supervisor – Therapeutics	16
PR13	Recreation Program Supervisor – Recreation Services	16
PR14	Recreation Program Supervisor – Cultural Arts	16
PR15	Parks Crew Supervisor	14
PR16	Recreation Program Specialist III	14
PR17	Correctional Detail Officer – Parks	12
PR18	Employment Coordinator	14
PR19	RSVP Recreation Program Specialist III	14
PR20	Athletic Program Specialist	14
PR21	Recreation Program Specialist II	13
PR22	Accounting Technician	12
PR23	Chemical Application Technician	11
PR24	Tennis Supervisor	12
PR25	Motor Equipment Operator III	12
PR26	Motor Equipment Operator II	11
PR27	Administrative Secretary	10



DEPT.	POSITION	GRADE
PR28	Parks Crew Leader	10
PR29	Tennis Specialist II	10
PR30	Motor Equipment Operator I	10
PR31	Administrative Clerk I	9
PR32	Tennis Specialist I	9
PR33	Chemical Application Supervisor	13
PR33	Parks Maintenance Worker I	7 <sup>1</sup>
PR34	Custodian	6
PR35	Marina Technician	9
PR36	Assistant Parks and Recreation Aquatic Center Director	23
PR37	Aquatic Center Facility Supervisor	16
PR38	Aquatic Center Program Supervisor	16

<sup>1</sup> May be designated "II" and placed at grade 8.

### **PUBLIC DEFENDER**

PDEF1	Investigator – Public Defender	16 <sup>1</sup>
PDEF2	Legal Administrative Clerk	11

<sup>1</sup> May be designated "Senior" and placed at grade 17.

### **PUBLIC WORKS-ADMIN**

PS-ADM1	Public Services Director	26
PS-ADM2	Assistant Public Services Director	24
PS-ADM3	Safety Coordinator	17
PS-ADM4	Public Services Coordinator	18
PS-ADM5	Administrative Supervisor	13
PS-ADM6	Administrative Technician	12
PS-ADM7	Support Clerk	7

### **PUBLIC WORKS-CEMETERIES**

CEM1	Cemeteries Manager	19
CEM2	Public Services Crew Leader	12
CEM3	Correctional Detail Officer – Cemeteries	12
CEM4	Equipment Operator I	10
CEM5	Maintenance Worker I	7 <sup>1</sup>
CEM6	Equipment Operator II	11

<sup>1</sup> May be designated "II" and placed at grade 8; "III" and placed at grade 9.

### **PUBLIC WORKS-COMMUNITY SERVICES ROW MAINTENANCE**

CS1	Community Service Coordinator	19
CS2	Public Works Crew Leader	12
CS3	Maintenance Worker I	7 <sup>1</sup>

<sup>1</sup> May be designated "II" and placed at grade 8; "III" and placed at grade 9.

### **PUBLIC WORKS-FACILITIES MAINTENANCE**

FAC1	Facilities Maintenance Manager	23
FAC2	Assistant Facilities Maintenance Manager	19

DEPT.	POSITION	GRADE
FAC3	Facilities Maintenance Supervisor – Carpentry	16
FAC4	Facilities Maintenance Supervisor – Electrical	16
FAC5	Facilities Maintenance Supervisor – HVAC	16
FAC6	Facilities Maintenance Supervisor – Plumbing	16
FAC7	Facilities Maintenance Supervisor – Government Center	16
FAC8	Facilities Maintenance Supervisor – County Jail	16
FAC9	Custodial Services Supervisor	16
FAC10	Correctional Detail Officer – Facilities	12
FAC11	Irrigation Technician	12
FAC12	Carpenter I	13 <sup>1</sup>
FAC13	Electrician I	13 <sup>1</sup>
FAC14	HVAC Technician I	13 <sup>1</sup>
FAC15	Plumber I	13 <sup>1</sup>
FAC16	Facilities Maintenance Worker I	11 <sup>2</sup>
FAC17	Administrative Technician	12
FAC18	Custodial Operations Assistant	12
FAC19	Building Service Worker	6
FAC20	Facilities Maintenance Supervisor –MCP	16

<sup>1</sup> May be designated “II” and placed at grade 14.

<sup>2</sup> May be designated “II” and placed at grade 12.

#### **PUBLIC WORKS-FLEET MANAGEMENT**

FM1	Assistant Director/Fleet Maintenance Manager	24
FM2	Assistant Fleet Manager	19
FM3	Automotive and Tire Shop Supervisor	17
FM4	Truck Shop Supervisor	16
FM5	Body Shop Supervisor	16
FM6	Heavy Equipment Shop Supervisor	16
FM7	Small Engine Shop Supervisor	15
FM8	Contract Warranty Specialist	15
FM9	Fleet Maintenance Buyer	12
FM10	Fleet Maintenance Technician III	14
FM11	Fleet Maintenance Technician II	12
FM12	Fleet Maintenance Technician I	10
FM13	Inventory Control Technician	10
FM14	Support Clerk	7

#### **PUBLIC WORKS- LANDFILLS**

WD1	Waste Disposal Manager	21
WD2	Assistant Waste Disposal Manager	19
WD3	Landfill Supervisor	16
WD4	Senior Landfill Operator	14
WD5	Landfill Maintenance Technician	14
WD6	Heavy Equipment Operator	13
WD7	Landfill Operator	12

DEPT.	POSITION	GRADE
<b>PUBLIC WORKS – RECYCLING CENTER</b>		
RC1	Recycling Center Line Supervisor	15
RC2	Recycling Center Manager	19
RC3	Recycling Center Scale Operator	12
RC4	Recycling Center Drop Off Operator	12
RC5	Recycling Center Compost Supervisor	16
RC6	Recycling Center Correctional Detail Officer	12
RC7	Keep Columbus Beautiful Executive Director	20
<b>PUBLIC WORKS-REPAIRS &amp; MAINTENANCE</b>		
HED2	Heavy Equipment Supervisor	15
HED3	Senior Heavy Equipment Operator	14
HED4	Correctional Detail Officer – Heavy Equipment	12
HED5	Heavy Equipment Operator	13
HED6	Equipment Operator III	12
HED7	Equipment Operator II	11
HED8	Maintenance Worker I	7
HED9	Administrative Technician	12
SMD1	Street Division Manager	23
SMD2	Assistant Street Maintenance Manager	19
SMD3	Public Works Crew Supervisor	15
SMD4	Correctional Detail Officer – Street Maintenance	12
SMD5	Public Works Crew Leader	12
<b>PUBLIC WORKS-RIGHT OF WAY MAINTENANCE</b>		
FB1	Forestry and Beautification Manager	23
FB2	Assistant Manager – Forestry	19
FB3	Assistant Manager – Beautification	19
FB4	Forestry Administrator	18 <sup>1</sup>
FB5	Urban Forestry Supervisor	15
FB6	Public Works Supervisor	14
FB7	Chemical Application Supervisor	13
FB8	Contract Inspector	14
FB9	Correctional Detail Officer – Forestry	12
FB10	Public Services Crew Leader	12
FB11	Tree Trimmer Crew Leader	13 <sup>2</sup>
FB12	Administrative Technician	12
FB13	Tree Evaluator	12
FB14	Equipment Operator III	12
FB15	Tree Trimmer II	12
FB16	Tree Trimmer I	10
FB17	Equipment Operator II	11
FB18	Chemical Application Technician	11
FB19	Equipment Operator III	12
FB20	Equipment Operator I	10
FB21	Maintenance Worker I	7 <sup>3</sup>

DEPT.	POSITION	GRADE
<sup>1</sup>	Place at grade 19 with ISA certification.	
<sup>2</sup>	Place at grade 14 if Certified Arborist in the State of Georgia and/or equivalent experience.	
<sup>3</sup>	May be designated "II" and placed at grade 8; "III" and placed at grade 9.	

### **PUBLIC WORKS-SEWER MAINTENANCE**

STWTR1	Stormwater Manager	21
STWTR2	Assistant Stormwater Manager	19
STWTR3	Stormwater Crew Supervisor	15
STWTR4	Chemical Application Supervisor	13
STWTR5	Stormwater Drainage Technician	15
STWTR6	Correctional Detail Officer – Stormwater	12
STWTR7	Crew Leader – Stormwater	12
STWTR8	Equipment Operator III	12
STWTR9	Equipment Operator II	11
STWTR10	Chemical Application Technician	11
STWTR11	Equipment Operator I	10
STWTR12	Maintenance Worker I	7
STWTR13	Equipment Operator Crew Leader	13

### **PUBLIC WORKS-SOLID WASTE COLLECTION & RECYCLING**

SW1	Solid Waste and Recycling Manager	23
SW2	Assistant Division Manager – Solid Waste and Recycling	19
SW3	Waste Collection Route Supervisor	15
SW4	Recycling Route Supervisor	15
SW5	Waste Equipment Operator	12
SW6	Recycling Truck Driver	12
SW7	Waste Collection Worker	8
SW8	MRF Technician	11
SW9	MRF Supervisor	12
SW10	Equipment Operator II	11
SW11	Equipment Operator III	12

### **PUBLIC WORKS-SPECIAL ENFORCEMENT**

SE1	Special Enforcement Manager	21
SE2	Special Enforcement Supervisor	16
SE3	Animal Resource Center Supervisor	16
SE4	Administrative Coordinator	14
SE5	Special Enforcement Officer	13
SE6	Animal Control Officer II	13
SE7	Animal Control Officer I	12
SE8	Communications Officer	10
SE9	Administrative Clerk I	9
SE10	Animal Control Tech	10

### **PROBATE COURT**

DEPT.	POSITION	GRADE
PC1	Fiduciary Compliance Officer	19 <sup>1</sup>
PC2	Deputy Clerk II – Probate Court	12
PC3	Permit/Licensing Supervisor	14
PC4	Senior Deputy Clerk	14
PC5	Chief Clerk/License Supervisor	16

<sup>1</sup> Place at grade 20 with Juris Doctorate Degree.

### **RECORDERS COURT**

RC/1	Court Coordinator	18
RC/2	Accounting Clerk	10
RC/3	Judicial Admin Technician I	9
RC/4	Judicial Admin Technician II	10
RC/4	Judicial Admin Technician III	12

### **SHERIFF**

SD1	Chief Deputy Sheriff	24
SD2	Jail Commander	23 <sup>1</sup>
SD3	Major	23
SD4	Captain	22
SD5	Health Services Administrator	21
SD6	Lieutenant	20
SD7	Sergeant	18
SD8	Registered Nurse	18
SD9	Deputy Sheriff Technician	16
SD10	Investigator	16 <sup>2</sup>
SD11	ID Technician	16
SD12	Clinic Manager	16
SD13	Licensed Practical Nurse	14
SD14	Deputy Sheriff	14
SD15	Medical Technician	12
SD16	Sheriff Correctional Officer	12
SD17	Accounting Technician	12
SD18	Communication Technician III	10
SD19	Criminal Records Technician	10
SD20	Administrative Clerk II	10
SD21	Accounting Clerk	10
SD22	Judicial Administrative Technician II	10
SD23	Administrative Secretary	10
SD24	Administrative Clerk I	9
SD25	Judicial Administrative Technician I	9
SD26	Medical Records Clerk	9
SD27	Security Guard	9
SD28	Administrative Coordinator	14
SD29	Sheriff Human Resources Technician	12

<sup>1</sup> Advance 5% in grade for Jail Commander.

<sup>2</sup> May be designated “Senior” and placed at grade 17

DEPT.	POSITION	GRADE
<b>SOLICITOR GENERAL</b>		
SG1	Chief Assistant Solicitor General	22 <sup>1</sup>
SG2	Assistant Solicitor General	21 <sup>1</sup>
SG3	Victim Witness Program Administrator	18
SG4	Court Coordinator – Solicitor General	17
SG5	Investigator Supervisor – Solicitor General	18
SG6	Victim Advocate Investigator	15
SG7	Investigator – Solicitor General	16 <sup>2</sup>
SG8	Deputy Clerk II – Solicitor General	12
SG9	Deputy Clerk I – Solicitor General	10
<sup>1</sup> Until incumbent attains 5 years of practice experience as an attorney and qualifies for state-mandated salaries.		
<sup>2</sup> May be designated “Senior” and placed at grade 17.		
<b>SUPERIOR COURT</b>		
SC1	Senior Deputy Clerk	14
SC2	Law Clerk	19 <sup>1</sup>
<sup>1</sup> Place at grade 20 with Juris Doctorate Degree.		
<b>SUPERIOR COURT CLERK</b>		
CSC1	Chief Deputy Clerk	21
CSC2	Assistant Chief Deputy Clerk	18
CSC3	Senior Deputy Clerk – Administration	14
CSC4	Senior Deputy Clerk – Real Estate	14
CSC5	Senior Deputy Clerk	14
CSC6	Deputy Clerk II – Civil	12
CSC7	Deputy Clerk II – Criminal	12
CSC8	Deputy Clerk II – Imaging	12
CSC9	Deputy Clerk II – Real Estate	12
CSC10	Deputy Clerk II	12
CSC11	Deputy Clerk I – Real Estate	10
CSC12	Deputy Clerk I	10
CSC13	Senior Deputy Clerk – Civil	14
CSC14	Senior Deputy Clerk – Criminal	14
<b>TAX ASSESSOR</b>		
TA1	Chief Appraiser	25
TA2	Personal Property Manager	19
TA3	Administrative Manager	19
TA4	Residential Property Manager	19
TA5	Commercial Property Manager	19
TA6	Appraiser I – Personal Property	14 <sup>1</sup>
TA7	Appraiser I – Real Property	14 <sup>1</sup>
TA8	Administrative Assistant	12
TA9	Appraisal Technician	10
TA10	Chief Deputy Appraiser	23

DEPT.	POSITION	GRADE
-------	----------	-------

<sup>1</sup> May be designated "II" and placed at grade 15; "III" and placed at grade 17.

**TAX COMMISSIONER**

TC1	Chief Deputy Tax Commissioner	21
TC2	Accounting Operations Administrator	20
TC3	Deputy Tax Commissioner	18
TC4	Administrative Technician	12
TC5	Tax Clerk II	11
TC6	Tax Clerk I	10
TC7	Tax Specialist	16

**TRANSPORTATION-METRA**

TR1	Director of Transportation	25
TR2	Deputy Transportation Director	23
TR3	Transit Manager	20
TR4	Maintenance Manager	20
TR5	ADA Coordinator	18
TR6	Parking Division Manager	18
TR7	Transit Supervisor	16
TR8	Safety/Training Coordinator	16
TR9	Parking Enforcement Supervisor	14
TR10	Transit Specialist	14
TR11	Fleet Maintenance Technician III	14
TR12	Office Manager	14
TR13	Correctional Detail Officer – Transportation	12
TR14	Bus Operator Dial-A-Ride (without CDL)	10 <sup>1</sup>
TR15	Bus Operator (with CDL)	12
TR16	Administrative Secretary	10
TR17	Fleet Maintenance Technician II	12
TR18	Fleet Maintenance Technician I	10
TR19	Maintenance Worker III	9
TR20	Parking Enforcement Officer	10
TR21	Customer Service Representative	9 <sup>1</sup>
TR22	Principal Transit Planner	20

<sup>1</sup> May be placed at grade 12 after acquisition of Commercial Driver's License issued by the State of Georgia.

<sup>2</sup> May be designated "II" or "Senior" and placed at grade 10.

**WORKFORCE INVESTMENT-JOB TRAINING PARTNERSHIP ACT**

WIA1	Workforce Investment Act Director	24
WIA2	Finance Manager – WIA	17
WIA3	Program Specialist II	17
WIA4	Data Control Supervisor	17
WIA5	Program Specialist I	16
WIA6	Program Monitor/Job Developer	16
WIA7	Accounting Technician	12
WIA8	Accounting Clerk	10

DEPT.	POSITION	GRADE
WIA9	Administrative Technician	12
WIA10	Support Clerk	7
WIA11	Assistant WIA Director	21

#### FOOTNOTES

- <sup>1</sup> May be designated “Senior” and placed at grade 17.
- <sup>2</sup> May be designated “Senior” and placed at grade 13.
- <sup>3</sup> May be designated “II” and placed at grade 8; “III” and placed at grade 9.
- <sup>4</sup> May be designated “II” and placed at grade 12, “III” and placed at grade 13.
- <sup>5</sup> May be designated “II” and placed at grade 12.
- <sup>6</sup> May be designated “II” and placed at grade 9.
- <sup>7</sup> May be designated “Senior” and placed at grade 17
- <sup>8</sup> Place at grade 26 if Professional Engineer in the State of Georgia.
- <sup>9</sup> Place at grade 23 if Professional Engineer in the State of Georgia.
- <sup>10</sup> Place at grade 24 if Professional Engineer in the State of Georgia.
- <sup>11</sup> May be designated “II” and placed at grade 13.
- <sup>12</sup> May be designated “Senior” and placed at grade 16.
- <sup>13</sup> May be designated “Senior” and placed at grade 10.
- <sup>14</sup> May be designated “II” and placed at grade 14.
- <sup>15</sup> Place at grade 14 if Certified Arborist in the State of Georgia and/or equivalent experience.
- \* May add supplemental pay for current Paramedic certification.
- <sup>16</sup> May be designated “Senior” and placed at grade 19.
- <sup>17</sup> May be designated “II” and placed at grade 16.
- <sup>18</sup> May be designated “Senior” and placed at grade 10.
- <sup>19</sup> May be designated “II” and placed at grade 17; “III” and advanced 5% within range.
- <sup>20</sup> May be designated “II” and placed at grade 16; “III” and advanced 5% within range.
- <sup>21</sup> May be designated “Senior” and placed at grade 18; “Principal” and placed at grade 20.
- <sup>22</sup> May be designated “II” and placed at grade 8.
- \*\* Advance 5% in grade for Jail Commander
- <sup>24</sup> May be placed at grade 12 after acquisition of Commercial Driver’s License issued by the State of Georgia.



**Columbus Consolidated Government Pay Plan - Effective 01/02/2017**  
**ANNUAL SALARY - NON-PENSION MEMBERS**

**Columbus Consolidated Government Pay Plan - Effective 01/02/2017**  
**ANNUAL SALARY - NON-PENSION MEMBERS**

Grade	A	B	C	D	E	F	G	H	I	J	K	L	M	N	O	P	Q	R
1	17,422.72	17,858.28	18,304.74	18,762.36	19,231.42	19,712.20	20,205.01	20,710.14	21,227.88	21,758.58	22,302.55	22,860.11	23,431.61	24,017.40	24,617.84	25,233.29	25,864.11	26,510.73
2	18,304.74	18,762.36	19,231.42	19,712.20	20,205.01	20,710.14	21,227.88	21,758.58	22,302.55	22,860.11	23,431.61	24,017.40	24,617.84	25,233.29	25,864.11	26,510.73	27,173.49	27,852.83
3	19,231.42	19,712.20	20,205.01	20,710.14	21,227.88	21,758.58	22,302.55	22,860.11	23,431.61	24,017.40	24,617.84	25,233.29	25,864.11	26,510.73	27,173.49	27,852.83	28,549.14	29,262.87
4	20,205.01	20,710.14	21,227.88	21,758.58	22,302.55	22,860.11	23,431.61	24,017.40	24,617.84	25,233.29	25,864.11	26,510.73	27,173.49	27,852.83	28,549.14	29,262.87	29,994.45	30,744.31
5	21,227.88	21,758.58	22,302.55	22,860.11	23,431.61	24,017.40	24,617.84	25,233.29	25,864.11	26,510.73	27,173.49	27,852.83	28,549.14	29,262.87	29,994.45	30,744.31	31,512.91	32,300.74
6	22,302.55	22,860.11	23,431.61	24,017.40	24,617.84	25,233.29	25,864.11	26,510.73	27,173.49	27,852.83	28,549.14	29,262.87	29,994.45	30,744.31	31,512.91	32,300.74	33,108.26	33,935.97
7	23,431.61	24,017.40	24,617.84	25,233.29	25,864.11	26,510.73	27,173.49	27,852.83	28,549.14	29,262.87	29,994.45	30,744.31	31,512.91	32,300.74	33,108.26	33,935.97	34,784.36	35,653.97
8	24,617.84	25,233.29	25,864.11	26,510.73	27,173.49	27,852.83	28,549.14	29,262.87	29,994.45	30,744.31	31,512.91	32,300.74	33,108.26	33,935.97	34,784.36	35,653.97	36,545.33	37,458.96
9	25,864.11	26,510.73	27,173.49	27,852.83	28,549.14	29,262.87	29,994.45	30,744.31	31,512.91	32,300.74	33,108.26	33,935.97	34,784.36	35,653.97	36,545.33	37,458.96	38,395.43	39,355.32
10	27,173.49	27,852.83	28,549.14	29,262.87	29,994.45	30,744.31	31,512.91	32,300.74	33,108.26	33,935.97	34,784.36	35,653.97	36,545.33	37,458.96	38,395.43	39,355.32	40,339.21	41,347.67
11	28,549.14	29,262.87	29,994.45	30,744.31	31,512.91	32,300.74	33,108.26	33,935.97	34,784.36	35,653.97	36,545.33	37,458.96	38,395.43	39,355.32	40,339.21	41,347.67	42,381.37	43,440.90
12	29,994.45	30,744.31	31,512.91	32,300.74	33,108.26	33,935.97	34,784.36	35,653.97	36,545.33	37,458.96	38,395.43	39,355.32	40,339.21	41,347.67	42,381.37	43,440.90	44,526.93	45,640.11
13	31,512.91	32,300.74	33,108.26	33,935.97	34,784.36	35,653.97	36,545.33	37,458.96	38,395.43	39,355.32	40,339.21	41,347.67	42,381.37	43,440.90	44,526.93	45,640.11	46,781.10	47,950.63
14	33,108.26	33,935.97	34,784.36	35,653.97	36,545.33	37,458.96	38,395.43	39,355.32	40,339.21	41,347.67	42,381.37	43,440.90	44,526.93	45,640.11	46,781.10	47,950.63	49,149.39	50,378.12
15	34,784.36	35,653.97	36,545.33	37,458.96	38,395.43	39,355.32	40,339.21	41,347.67	42,381.37	43,440.90	44,526.93	45,640.11	46,781.10	47,950.63	49,149.39	50,378.12	51,637.59	52,928.53
16	36,545.33	37,458.96	38,395.43	39,355.32	40,339.21	41,347.67	42,381.37	43,440.90	44,526.93	45,640.11	46,781.10	47,950.63	49,149.39	50,378.12	51,637.59	52,928.53	54,251.74	55,608.03
17	38,395.43	39,355.32	40,339.21	41,347.67	42,381.37	43,440.90	44,526.93	45,640.11	46,781.10	47,950.63	49,149.39	50,378.12	51,637.59	52,928.53	54,251.74	55,608.03	56,998.23	58,423.19
18	40,339.21	41,347.67	42,381.37	43,440.90	44,526.93	45,640.11	46,781.10	47,950.63	49,149.39	50,378.12	51,637.59	52,928.53	54,251.74	55,608.03	56,998.23	58,423.19	59,883.76	61,380.85
19	42,381.37	43,440.90	44,526.93	45,640.11	46,781.10	47,950.63	49,149.39	50,378.12	51,637.59	52,928.53	54,251.74	55,608.03	56,998.23	58,423.19	59,883.76	61,380.85	62,915.39	64,488.26
20	44,526.93	45,640.11	46,781.10	47,950.63	49,149.39	50,378.12	51,637.59	52,928.53	54,251.74	55,608.03	56,998.23	58,423.19	59,883.76	61,380.85	62,915.39	64,488.26	66,100.47	67,752.98
21	49,149.39	50,378.12	51,637.59	52,928.53	54,251.74	55,608.03	56,998.23	58,423.19	59,883.76	61,380.85	62,915.39	64,488.26	66,100.47	67,752.98	69,446.81	71,182.97	72,962.55	74,786.62
22	54,251.74	55,608.03	56,998.23	58,423.19	59,883.76	61,380.85	62,915.39	64,488.26	66,100.47	67,752.98	69,446.81	71,182.97	72,962.55	74,786.62	76,656.27	78,572.68	80,537.00	82,550.43
23	59,883.76	61,380.85	62,915.39	64,488.26	66,100.47	67,752.98	69,446.81	71,182.97	72,962.55	74,786.62	76,656.27	78,572.68	80,537.00	82,550.43	84,614.19	86,729.54	88,897.79	91,120.24
24	66,100.47	67,752.98	69,446.81	71,182.97	72,962.55	74,786.62	76,656.27	78,572.68	80,537.00	82,550.43	84,614.19	86,729.54	88,897.79	91,120.24	93,398.23	95,733.19	98,126.52	100,579.68
25	72,962.55	74,786.62	76,656.27	78,572.68	80,537.00	82,550.43	84,614.19	86,729.54	88,897.79	91,120.24	93,398.23	95,733.19	98,126.52	100,579.68	103,094.17	105,671.53	108,313.32	111,021.15
26	80,537.00	82,550.43	84,614.19	86,729.54	88,897.79	91,120.24	93,398.23	95,733.19	98,126.52	100,579.68	103,094.17	105,671.53	108,313.32	111,021.15	113,796.68	116,641.60	119,557.63	122,546.58
27	88,897.79	91,120.24	93,398.23	95,733.19	98,126.52	100,579.68	103,094.17	105,671.53	108,313.32	111,021.15	113,796.68	116,641.60	119,557.63	122,546.58	125,610.24	128,750.49	131,969.26	135,268.49
28	103,094.17	105,671.53	108,313.32	111,021.15	113,796.68	116,641.60	119,557.63	122,546.58	125,610.24	128,750.49	131,969.26	135,268.49	138,650.20	142,116.46	145,669.36	149,311.10	153,043.89	156,869.97
29	125,610.24	128,750.49	131,969.26	135,268.49	138,650.20	142,116.46	145,669.36	149,311.10	153,043.89	156,869.97	160,791.73	164,811.52	168,931.81	173,155.10	177,483.98	181,921.09	186,469.11	191,130.84

2.0% Pay adjustment from UGA Pay Plan Non-Pension Members Effective 01-02-17

**Columbus Consolidated Government Pay Plan - Effective 01/02/2017**  
**ANNUAL SALARY - PENSION MEMBERS**

**Columbus Consolidated Government Pay Plan - Effective 01/02/2017**  
**ANNUAL SALARY - PENSION MEMBERS**

Grade	A	B	C	D	E	F	G	H	I	J	K	L	M	N	O	P	Q	R
1	18,126.59	18,579.76	19,044.26	19,520.35	20,008.37	20,508.58	21,021.29	21,546.83	22,085.49	22,637.63	23,203.57	23,783.65	24,378.25	24,987.71	25,612.40	26,252.71	26,909.02	27,581.76
2	19,044.26	19,520.35	20,008.37	20,508.58	21,021.29	21,546.83	22,085.49	22,637.63	23,203.57	23,783.65	24,378.25	24,987.71	25,612.40	26,252.71	26,909.02	27,581.76	28,271.30	28,978.09
3	20,008.37	20,508.58	21,021.29	21,546.83	22,085.49	22,637.63	23,203.57	23,783.65	24,378.25	24,987.71	25,612.40	26,252.71	26,909.02	27,581.76	28,271.30	28,978.09	29,702.53	30,445.09
4	21,021.29	21,546.83	22,085.49	22,637.63	23,203.57	23,783.65	24,378.25	24,987.71	25,612.40	26,252.71	26,909.02	27,581.76	28,271.30	28,978.09	29,702.53	30,445.09	31,206.22	31,986.38
5	22,085.49	22,637.63	23,203.57	23,783.65	24,378.25	24,987.71	25,612.40	26,252.71	26,909.02	27,581.76	28,271.30	28,978.09	29,702.53	30,445.09	31,206.22	31,986.38	32,786.04	33,605.69
6	23,203.57	23,783.65	24,378.25	24,987.71	25,612.40	26,252.71	26,909.02	27,581.76	28,271.30	28,978.09	29,702.53	30,445.09	31,206.22	31,986.38	32,786.04	33,605.69	34,445.83	35,306.98
7	24,378.25	24,987.71	25,612.40	26,252.71	26,909.02	27,581.76	28,271.30	28,978.09	29,702.53	30,445.09	31,206.22	31,986.38	32,786.04	33,605.69	34,445.83	35,306.98	36,189.65	37,094.39
8	25,612.40	26,252.71	26,909.02	27,581.76	28,271.30	28,978.09	29,702.53	30,445.09	31,206.22	31,986.38	32,786.04	33,605.69	34,445.83	35,306.98	36,189.65	37,094.39	38,021.75	38,972.30
9	26,909.02	27,581.76	28,271.30	28,978.09	29,702.53	30,445.09	31,206.22	31,986.38	32,786.04	33,605.69	34,445.83	35,306.98	36,189.65	37,094.39	38,021.75	38,972.30	39,946.60	40,945.27
10	28,271.30	28,978.09	29,702.53	30,445.09	31,206.22	31,986.38	32,786.04	33,605.69	34,445.83	35,306.98	36,189.65	37,094.39	38,021.75	38,972.30	39,946.60	40,945.27	41,968.90	43,018.11
11	29,702.53	30,445.09	31,206.22	31,986.38	32,786.04	33,605.69	34,445.83	35,306.98	36,189.65	37,094.39	38,021.75	38,972.30	39,946.60	40,945.27	41,968.90	43,018.11	44,093.57	45,195.92
12	31,206.22	31,986.38	32,786.04	33,605.69	34,445.83	35,306.98	36,189.65	37,094.39	38,021.75	38,972.30	39,946.60	40,945.27	41,968.90	43,018.11	44,093.57	45,195.92	46,325.82	47,483.97
13	32,786.04	33,605.69	34,445.83	35,306.98	36,189.65	37,094.39	38,021.75	38,972.30	39,946.60	40,945.27	41,968.90	43,018.11	44,093.57	45,195.92	46,325.82	47,483.97	48,671.06	49,887.84
14	34,445.83	35,306.98	36,189.65	37,094.39	38,021.75	38,972.30	39,946.60	40,945.27	41,968.90	43,018.11	44,093.57	45,195.92	46,325.82	47,483.97	48,671.06	49,887.84	51,135.03	52,413.40
15	36,189.65	37,094.39	38,021.75	38,972.30	39,946.60	40,945.27	41,968.90	43,018.11	44,093.57	45,195.92	46,325.82	47,483.97	48,671.06	49,887.84	51,135.03	52,413.40	53,723.74	55,066.83
16	38,021.75	38,972.30	39,946.60	40,945.27	41,968.90	43,018.11	44,093.57	45,195.92	46,325.82	47,483.97	48,671.06	49,887.84	51,135.03	52,413.40	53,723.74	55,066.83	56,443.51	57,854.60
17	39,946.60	40,945.27	41,968.90	43,018.11	44,093.57	45,195.92	46,325.82	47,483.97	48,671.06	49,887.84	51,135.03	52,413.40	53,723.74	55,066.83	56,443.51	57,854.60	59,300.97	60,783.49
18	41,968.90	43,018.11	44,093.57	45,195.92	46,325.82	47,483.97	48,671.06	49,887.84	51,135.03	52,413.40	53,723.74	55,066.83	56,443.51	57,854.60	59,300.97	60,783.49	62,303.07	63,860.64
19	44,093.57	45,195.92	46,325.82	47,483.97	48,671.06	49,887.84	51,135.03	52,413.40	53,723.74	55,066.83	56,443.51	57,854.60	59,300.97	60,783.49	62,303.07	63,860.64	65,457.17	67,093.59
20	46,325.82	47,483.97	48,671.06	49,887.84	51,135.03	52,413.40	53,723.74	55,066.83	56,443.51	57,854.60	59,300.97	60,783.49	62,303.07	63,860.64	65,457.17	67,093.59	68,770.94	70,490.20
21	51,135.03	52,413.40	53,723.74	55,066.83	56,443.51	57,854.60	59,300.97	60,783.49	62,303.07	63,860.64	65,457.17	67,093.59	68,770.94	70,490.20	72,252.47	74,058.77	75,910.24	77,808.00
22	56,443.51	57,854.60	59,300.97	60,783.49	62,303.07	63,860.64	65,457.17	67,093.59	68,770.94	70,490.20	72,252.47	74,058.77	75,910.24	77,808.00	79,753.20	81,747.02	83,790.69	85,885.46
23	62,303.07	63,860.64	65,457.17	67,093.59	68,770.94	70,490.20	72,252.47	74,058.77	75,910.24	77,808.00	79,753.20	81,747.02	83,790.69	85,885.46	88,032.60	90,233.42	92,489.25	94,801.49
24	68,770.94	70,490.20	72,252.47	74,058.77	75,910.24	77,807.99	79,753.20	81,747.02	83,790.69	85,885.46	88,032.60	90,233.42	92,489.25	94,801.49	97,171.51	99,600.81	102,090.82	104,643.11
25	75,910.24	77,807.99	79,753.20	81,747.02	83,790.69	85,885.46	88,032.60	90,233.42	92,489.25	94,801.49	97,171.51	99,600.81	102,090.82	104,643.11	107,259.18	109,940.65	112,689.17	115,506.41
26	83,790.69	85,885.46	88,032.60	90,233.42	92,489.25	94,801.49	97,171.51	99,600.81	102,090.82	104,643.11	107,259.18	109,940.65	112,689.17	115,506.41	118,394.06	121,353.91	124,387.76	127,497.46
27	92,489.25	94,801.49	97,171.51	99,600.81	102,090.82	104,643.11	107,259.18	109,940.65	112,689.17	115,506.41	118,394.06	121,353.91	124,387.76	127,497.46	130,684.90	133,952.01	137,300.82	140,733.33
28	107,259.18	109,940.65	112,689.17	115,506.41	118,394.06	121,353.91	124,387.76	127,497.46	130,684.90	133,952.01	137,300.82	140,733.33	144,251.67	147,857.97	151,554.40	155,343.27	159,226.86	163,207.53
29	130,684.90	133,952.01	137,300.82	140,733.33	144,251.67	147,857.97	151,554.40	155,343.27	159,226.86	163,207.53	167,287.71	171,469.91	175,756.66	180,150.57	184,654.34	189,270.69	194,002.47	198,852.52

**Above schedule includes:**

2.0% Pay adjustment as of 01/02/2017 (COLA)



# Columbus, Georgia Consolidated Government



*"What progress has preserved."*

## Fiscal Year 2017 Capital Improvement Program



## **INTRODUCTION**

---

### **CAPITAL PROJECTS BACKGROUND**

The Columbus Consolidated Government (“CCG”) has operated a capital program since its consolidation in 1971. The program, which was originally supported by the General, Sewer and Paving operating funds, has historically been used for infrastructure such as road construction, drainage improvements, technology support and miscellaneous project fund reserve. Today, the Sewer and Paving Funds are supported primarily by property tax revenue, while the General Fund is funded from property, utility, sales and other taxes, as well as miscellaneous other revenues.

The Integrated Waste Management Fund was added in 1994 to account for capital projects related to the construction and expansion of landfills. This fund is supported by service charges from residential and commercial waste collection and management.

In addition to Capital Improvement Project (CIP) Funds which are supported by Operating Funds, from time to time CCG finances projects either through debt issuance or contractual debt issued through the Columbus Building Authority (the “Authority”). The Authority was created by Article VII, Sec. VI, Pa. 1 of the Constitution of Georgia of 1945, as amended and ratified at the general election of November 5, 1968 (Ga. L. 1966, Pg. 946). The Authority provides a means to issue revenue certificates to acquire, construct, equip, maintain, and operate self-liquidating projects embracing buildings and facilities for use by the Consolidated Government of Columbus, Georgia. Debt service for Authority issued bonds is funded through the Debt Service Fund, an Operating Fund of CCG.

In 1999, the citizens of Columbus voted to renew the 1993 1¢ Special Local Option Sales Tax (“SPLOST”). The renewed SPLOST provided funding for approximately \$255,000,000 of capital projects used for public safety, economic development, recreation, transportation, a citizens’ service center, storm water drainage improvements, flood abatement, road, street, and bridge construction/repair, a county library, and governmental, proprietary, and administrative purposes of the SPLOST. The projects were financed with equally distributed revenues and constructed as SPLOST cash flow allowed over a nine-year time span. In 2010, SPLOST collections ended.

In July of 2008, the citizens of Columbus voted to approve a new Local Option Sales Tax (referred to as the “Other LOST”) that would allocate a one-cent sales tax to help raise funding for the city. Seventy percent of the tax revenue is devoted to Public Safety. Public safety expenditures have included the addition of 100 police officers, adding new patrol zones, building police precincts, replacing fire stations, building a jail addition, hiring Sheriff personnel, and annually paying every city law enforcement officer a supplement (this year, \$3,121). The remaining thirty percent has been dedicated toward roads, bridges and other much needed infrastructure projects. The tax went into effect on January 1st, 2009.

On July 31, 2012 voters in the River Valley special district, of which Columbus is a part, approved a regional Transportation Special Local Option Sales Tax (“TSPLOST”). Enacted as the Transportation Investment Act of 2010, this legislation authorized the funding of designated transportation projects as determined by a regional roundtable committee of local elected officials from the region and approved by its citizens.

## **INTRODUCTION**

---

### **CAPITAL PROJECTS BUDGET/FUNDING PROCESS**

During the operating budget process, departments submit funding requests for new projects. In order to get a total project cost, budget procedure requires requests to be presented over a five-year period to include anticipated operating costs after project completion.

The CIP Committee reviews the funding requests. This Committee is comprised of the department heads associated with the ongoing capital improvement projects. These funding requests are ranked by importance and need in the community, and are then forwarded to the City Manager with funding recommendations to be included in the overall Operating Budget.

All funding sources are approved by the City Council. Projects financed by the operating funds are presented in the Annual Operating Budget as inter-fund transfers or within specific departmental budgets. The appropriations are transferred to the relevant CIP funds. Projects may be financed with a variety of sources and, unlike the operating funds, CIP appropriations do not lapse at year-end.

The funding for the **\$159,589,724** of Capital Improvements Projects for the FY2017 is financed through the following methods (See summary of financing and projects by service type):

- **\$23,060,506** Operating fund supported:
  - **\$1,003,179** from the Sewer Fund
  - **\$1,503,274** from the Paving Fund
  - **\$20,554,053** from Prior Years' Fund Balances
- **\$16,552,260** from the 1999 Special Purpose Local Option Sales Tax (1999 SPLOST)
- **\$13,521,247** from Columbus Building Authority – Contractual Debt (2003A, 2003B, 2010B, 2010C Issues)
- **\$9,616,850** from the 2009 Other Local Option Sales Tax (2009 Other LOST)
- **\$96,838,862** from the 2012 Transportation Special Purpose Local Option Sales Tax (TSPLOST)

The total financing for a given project may be available at one time, while the project may take more than one fiscal year to complete. Therefore, financing sources may be higher than the project cost for that fiscal year. In this case, the total financing sources are earmarked and recorded for that project and any balance carried forward to the next fiscal year. For the TSPLOST projects, the anticipated amount to be expended in each of the next five (5) fiscal years has been shown in the detailed section, although the entire amount of the remaining funding for FY17 and beyond has been included in the total financing sources. For recurring expenditures that are anticipated for each of the next five (5) fiscal years, the estimated amount that is expected to be allocated in those future years has been shown. However, it is important to note that **ONLY** the FY17 apportionment has been adopted as part of the FY2017 Adopted Budget, because according to the City's charter, only one year of budget appropriations can be officially adopted each budget cycle by Council. Apportionment for future years has not yet been approved or adopted and is presented for discussion and planning purposes only.

## **INTRODUCTION**

---

### CAPITAL PROJECTS OVERVIEW

This document is a comprehensive overview of projects currently funded by the Consolidated Government. The projects are grouped by service type. The project groups are:

#### ***\$7,384,704***

**MANAGEMENT** – Incorporated in this group are projects which will impact the general function and management of CCG. Projects may include land acquisition and development, facilities and infrastructure construction and renovation not directly associated with any other service classification. These projects are typically funded with contributions to the CIP Fund from the operating funds. The summary and each service type category and detail pages of the individual projects composing the service type are behind the Management tab.

#### ***\$581,047***

**PARKS, RECREATION & LEISURE** – All costs associated with the land acquisition and park development, facilities construction and renovation of gymnasiums, museums, recreation centers, marinas, courts, and fields and other facilities and infrastructure associated with recreational and leisure activities. These projects have been primarily financed by the SPLOST but also receive funding from the General Fund, grants and private contributions. The summary and each service type category and detail pages of the individual projects composing the service type are behind the Parks, Recreation & Leisure tab.

#### ***\$3,023,444***

**PUBLIC SAFETY/CRIMINAL JUSTICE** – All projects related to the delivery of Courts, Police, Fire, Sheriff, Marshal, Emergency Medical and Correction services are recorded in this section. These projects are typically funded by the General Fund but may be financed through debt and other sources. The summary and each service type category and detail pages of the individual projects composing the service type are behind the Public Safety/Criminal Justice tab.

#### ***\$9,472,141***

**DRAINAGE** – Projects classified as drainage are primarily concerned with storm water control, flood prevention and soil conservation. Sewer construction and renovations, open ditch and stream bank stabilization, and retention pond improvements are found in this section. The summary and each service type category and detail pages of the individual projects composing the service type are behind the Drainage tab.

#### ***\$41,058,841***

**TRANSPORTATION** - All modes of transportation for motorized and non-motorized vehicular and pedestrian traffic are included here. Projects may be land and right-of-way acquisition, traffic signalization, road, sidewalks, and path or trail construction. Road projects are primarily funded through contributions from the Paving Fund. Other financing sources may include SPLOST or bond issues. The summary and each service type category and detail pages of the individual projects composing the service type are behind the Transportation tab.

## **INTRODUCTION**

---

***\$96,838,862***

**TSPLOST**- All of the projects included in this category have been specifically identified as TSPLOST projects. In 2012, three regions approved by referendum the adoption of the TSPLOST, or Transportation Special Local Option Sales Tax. Columbus/Muscogee lies within the 16-county region known as the River Valley region (T-08). Each month, Muscogee receives a distribution equating to an apportioned amount of TSPLOST collections in the River Valley region as part of its discretionary funding under this tax referendum. Discretionary funds may be used at Council's direction and discretion for transportation projects. The majority of TSPLOST funding is non-discretionary and is allocated according to those projects specifically approved under this taxation program.

***\$1,230,685***

**ENVIRONMENTAL** – This category primarily shows projects associated with the landfills. Other projects may include urban re-forestation, streetscapes and gateway projects. The summary and each service type category and detail pages of the individual projects composing the service type are behind the Environmental tab.

Capital Improvement Projects project budgets may include any of the following basic costs commonly associated with a CIP Project:

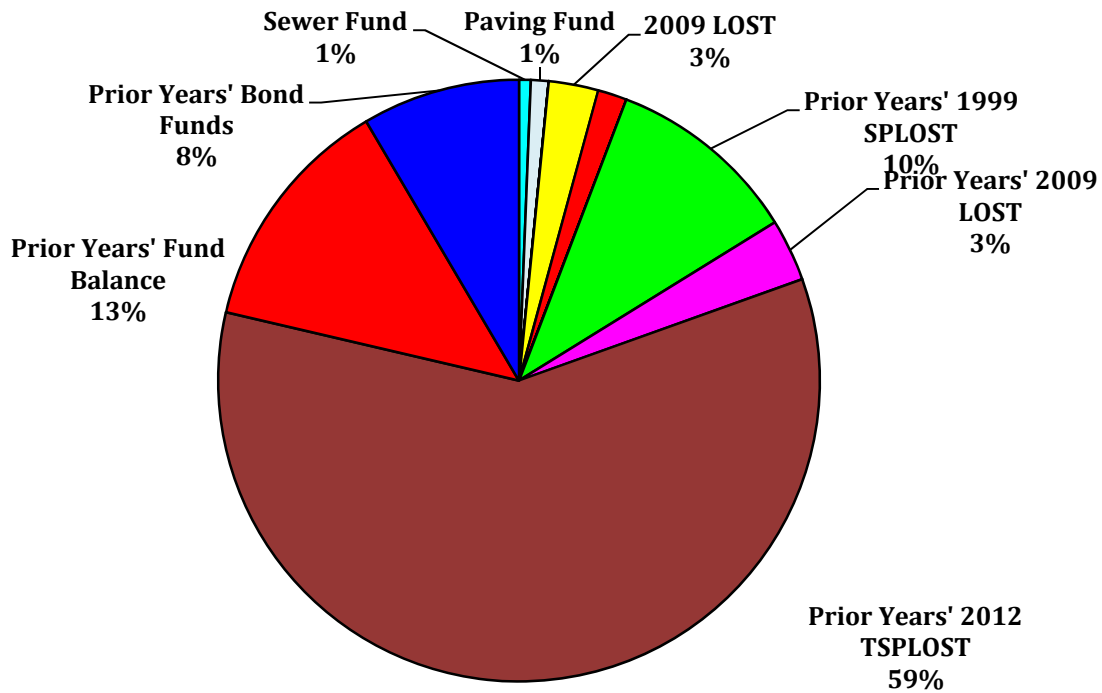
- Renovation or expansion of existing facilities
- Initial feasibility study for new facilities/infrastructure
- Land acquisition, site improvements, development
- Construction of new facility/infrastructure
- Management/administrative costs
- Equipment and furnishings associated with the project



# CIP PROJECT SUMMARY

## FY17 FINANCING METHOD

\$159,589,724



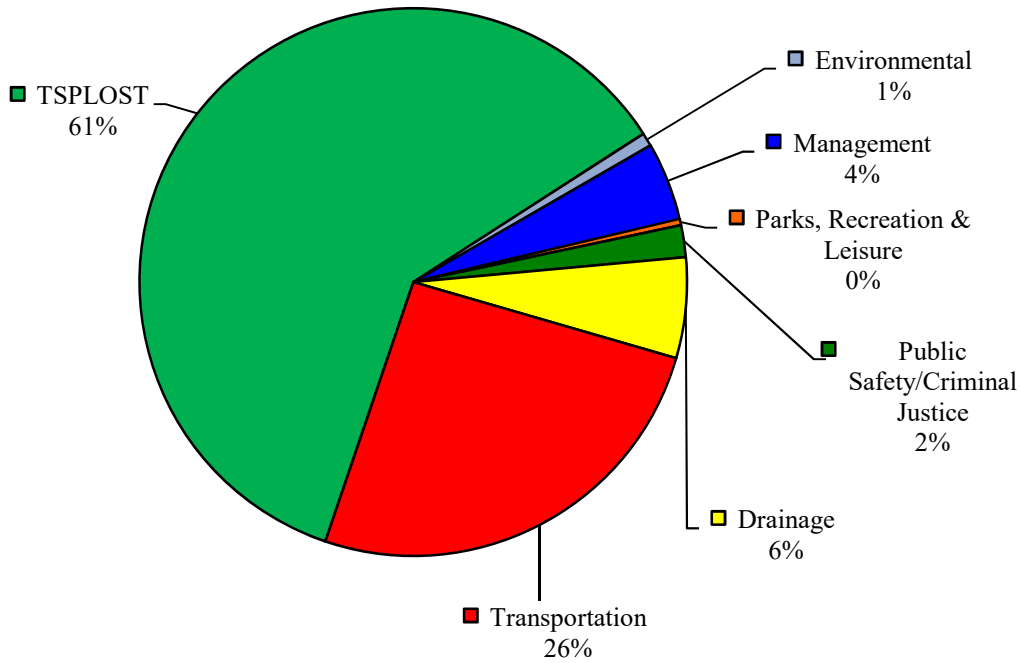
## FY17 FINANCING FOR PROJECTS

<u>METHOD/SOURCE</u>	<u>AMOUNT</u>
General Fund	\$0
Sewer Fund	1,003,179
Paving Fund	1,503,274
Integrated Waste Fund	0
Bond Proceeds	0
2009 LOST	4,265,664
2012 TSPLOST	2,500,000
1999 Sales Tax	0
Prior Years' 1999 SPLOST	16,552,260
Prior Years' 2009 LOST	5,351,186
Prior Years' 2012 TSPLOST	94,338,862
Prior Years' Fund Balance	20,554,053
Prior Years' Bond Funds	13,521,247
<b>FY17 TOTAL</b>	<b>\$159,589,724</b>



**CIP PROJECT SUMMARY**

**FY17 PROJECT COSTS**  
**\$159,589,724**



**FY17 PROJECT COSTS**

<u>PROJECT TYPE</u>	<u>AMOUNT</u>
Management	\$7,384,704
Parks, Recreation & Leisure	581,047
Public Safety/Criminal Justice	3,023,444
Drainage	9,472,141
Transportation	41,058,841
TSPLOST	96,838,862
Environmental	1,230,685
<b>FY17 TOTAL</b>	<b>\$159,589,724</b>

## ALL CAPITAL IMPROVEMENT PROJECTS

### FIVE YEAR FORECAST ALL CAPITAL IMPROVEMENT PROJECTS

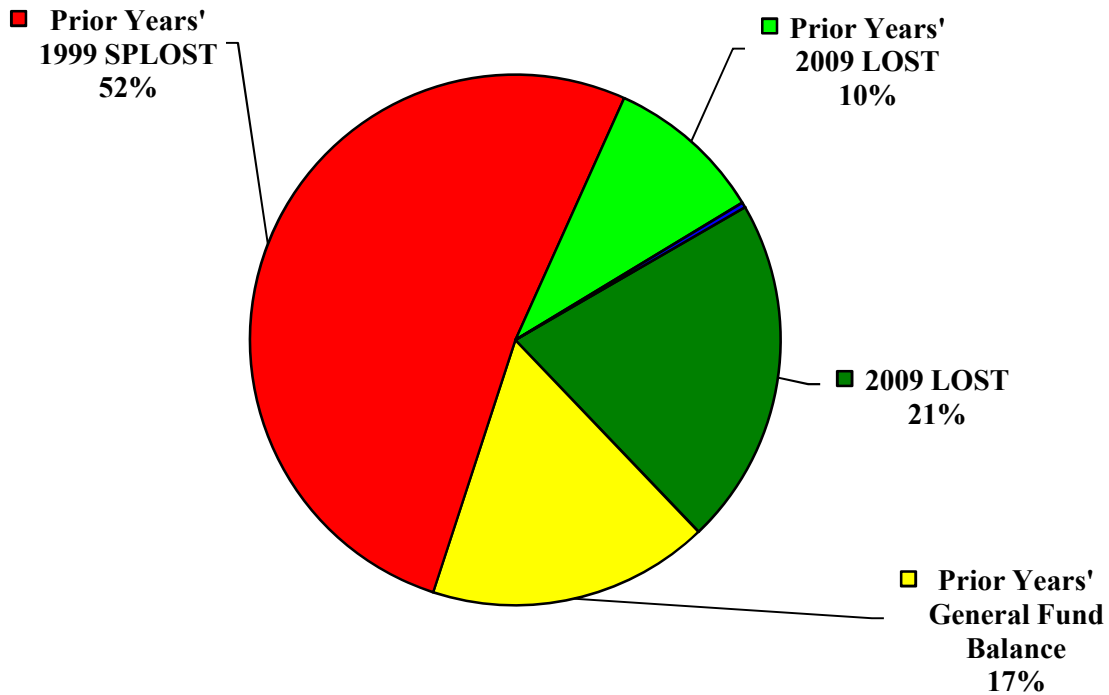
	Carryforward	FY17	FY18	FY19	FY20	FY21	Total
<b>FUNDING SOURCES</b>							
Operating Funds (General Fund, Paving, Sewer)	\$ 20,554,053	\$ 2,506,453	\$ 3,650,000	\$ 3,650,000	\$ 3,650,000	\$ 4,100,000	\$ 38,110,506
Bond Proceeds	\$ 13,521,247		\$ -	\$ -	\$ -	\$ -	\$ 13,521,247
Sales Tax (2009 LOST)	\$ 5,351,186	\$ 4,265,664	\$ 2,857,922	\$ 2,907,530	\$ 2,006,254	\$ 1,750,000	\$ 19,138,556
Sales Tax (1999 SPLOST)	\$ 16,552,260		\$ -	\$ -	\$ -	\$ -	\$ 16,552,260
TSPLOST	\$ 94,338,862	\$ 2,500,000	\$ 2,500,000	\$ 2,500,000	\$ 2,500,000	\$ 2,500,000	\$ 106,838,862
<b>TOTAL FUNDING</b>	<b>\$ 150,317,607</b>	<b>\$ 9,272,117</b>	<b>\$ 9,007,922</b>	<b>\$ 9,057,530</b>	<b>\$ 8,156,254</b>	<b>\$ 8,350,000</b>	<b>\$ 194,161,430</b>
		<b>\$ 159,589,724</b>					
<b>TYPE OF PROJECT</b>							
		<b>FY17</b>	<b>FY18</b>	<b>FY19</b>	<b>FY20</b>	<b>FY21</b>	<b>Total</b>
MANAGEMENT PROJECTS		\$ 7,384,704	\$ 1,557,992	\$ 2,107,530	\$ 1,206,254	\$ 1,000,000	\$ 13,256,480
PARKS, RECREATION AND LEISURE		\$ 581,047	\$ 500,000	\$ -	\$ -	\$ -	\$ 1,081,047
PUBLIC SAFETY/CRIMINAL JUSTICE		\$ 3,023,444	\$ 300,000	\$ 300,000	\$ 300,000	\$ -	\$ 3,923,444
DRAINAGE/STORMWATER PROJECTS		\$ 9,472,141	\$ 1,300,000	\$ 1,300,000	\$ 1,300,000	\$ 1,550,000	\$ 14,922,141
TRANSPORTATION PROJECTS		\$ 41,058,841	\$ 2,000,000	\$ 2,000,000	\$ 2,000,000	\$ 2,450,000	\$ 49,508,841
TSPLOST PROJECTS *		\$ 96,838,862	\$ 2,500,000	\$ 2,500,000	\$ 2,500,000	\$ 2,500,000	\$ 106,838,862
ENVIRONMENTAL/INTEGRATED WASTE		\$ 1,230,685	\$ 850,000	\$ 850,000	\$ 850,000	\$ 850,000	\$ 4,630,685
<b>TOTAL PROJECT COSTS</b>	<b>\$ -</b>	<b>\$ 159,589,724</b>	<b>\$ 9,007,992</b>	<b>\$ 9,057,530</b>	<b>\$ 8,156,254</b>	<b>\$ 8,350,000</b>	<b>\$ 194,161,500</b>
* Please note this schedule presumes that TSPLOST projects will take up to 5 years to complete, although their entire costs are included in the FY2017 CIP Budget.							

# MANAGEMENT SUMMARY

---

## FY17 FINANCING METHOD

\$7,384,704



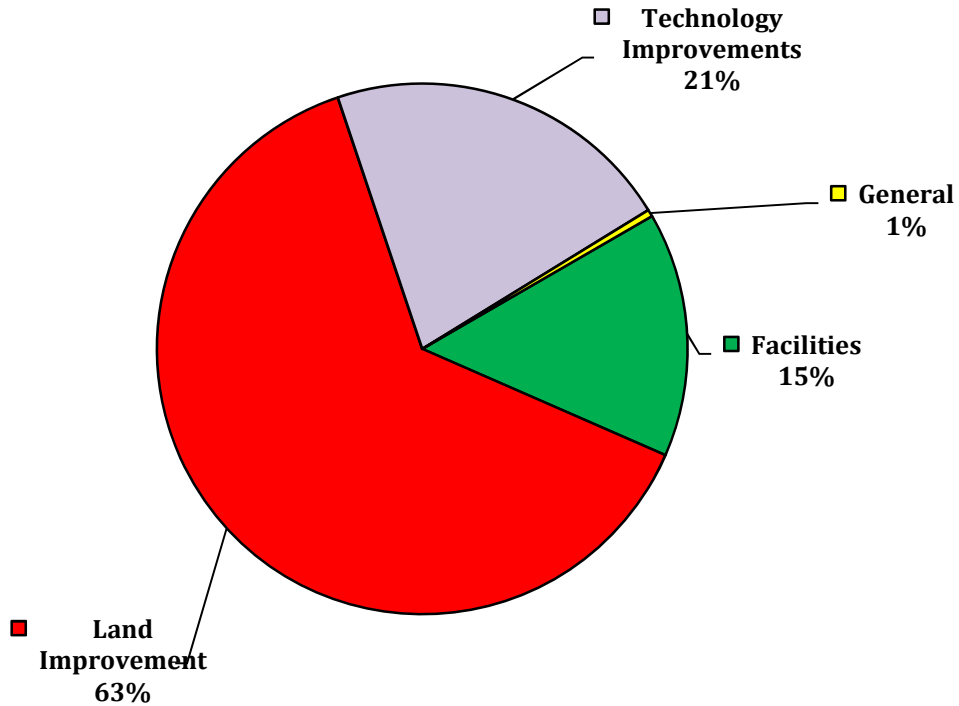
## FY17 FINANCING FOR MANAGEMENT PROJECTS

<u>METHOD/SOURCE</u>	<u>AMOUNT</u>
General Fund	\$0
1999 SPLOST	0
2009 LOST	1,565,664
Prior Years' General Fund Balance	1,265,750
Prior Years' 1999 SPLOST	3,820,175
Prior Years' 2009 LOST	709,035
Prior Years' Bond Funds	24,080
<b>FY17 TOTAL</b>	<b><u><u>\$7,384,704</u></u></b>

# MANAGEMENT SUMMARY

---

## FY17 PROJECT COSTS \$7,384,704



## FY17 PROJECT COSTS

<u>TYPE OF PROJECT</u>	<u>AMOUNT</u>
Facilities	\$1,099,255
Land Improvement	4,673,922
Technology Improvements	1,579,698
General	31,829
<b>FY17 TOTAL</b>	<b><u><u>\$7,384,704</u></u></b>

# MANAGEMENT PROJECTS SUMMARY

## FIVE YEAR FORECAST MANAGEMENT CAPITAL IMPROVEMENT PROJECTS

		Carryforward	FY17	FY18	FY19	FY20	Total
<b>FUNDING SOURCES</b>							
Fund Balance		\$ 1,265,750					\$ 1,265,750
Bond Proceeds		\$ 24,080					\$ 24,080
Sales Tax (2009 LOST)		\$ 709,035	\$ 1,565,664	\$ 1,557,922	\$ 2,107,530	\$ 1,206,254	\$ 7,146,405
Sales Tax (1999 SPLOST)		\$ 3,820,175					\$ 3,820,175
Balance Forward							\$ -
<b>TOTAL FUNDING</b>		<b>\$ 5,819,040</b>	<b>\$ 1,565,664</b>	<b>\$ 1,557,922</b>	<b>\$ 2,107,530</b>	<b>\$ 1,206,254</b>	<b>\$ 12,256,410</b>
			<b>\$ 7,384,704</b>				
<b>PROJECT COSTS</b>							
	<b>Type</b>	<b>Prior to FY17</b>	<b>FY17</b>	<b>FY18</b>	<b>FY19</b>	<b>FY20</b>	<b>Total</b>
MCSO Library	Facilities	\$ 43,179,650	\$ 35,307				\$ 43,214,957
Bull Creek Golf Course	Facilities	\$ 2,229,475	\$ 9,606				\$ 2,239,081
Oxbow Meadows Development	Facilities	\$ 15,878,699	\$ 54,036				\$ 15,932,735
LOST Facilities	Facilities	\$ -	\$ 727,306	\$ 466,668	\$ 487,405	\$ 500,000	\$ 2,181,379
Various General Fund	General	\$ -	\$ 31,829				\$ 31,829
Tree Preservation and Replace	Land Improvement	\$ 104,424	\$ 7,402				\$ 111,826
Property Acquisition	Land Improvement	\$ 3,713,899	\$ 45,501				\$ 3,759,400
NFL Improvements	Land Improvement	\$ 6,215,030	\$ 1,820,121				\$ 8,035,151
Enterprise Zone	Land Improvement	\$ 3,186,143	\$ 1,250,336				\$ 4,436,479
Liberty District Redevelopment	Land Improvement	\$ 3,449,438	\$ 1,550,562				\$ 5,000,000
Upgrade of LGFS/GHRS System	Technology	\$ 1,479,051	\$ 233,330				\$ 1,712,381
Health and Pension Reporting	Technology	\$ 92,025	\$ 71,975				\$ 164,000
LOST Information Technology	Technology	\$ 1,938,254	\$ 1,186,535	\$ 1,091,254	\$ 1,620,125	\$ 706,254	\$ 6,542,422
Asset Management Software	Technology	\$ -	\$ 50,000				\$ 50,000
Radio System Maintenance	Technology	\$ 12,142	\$ 37,858				\$ 50,000
Government Center Elevator	Facilities	\$ 195,000	\$ 273,000				\$ 468,000
Government Center Generator	Facilities	\$ 149,570	\$ -				\$ 149,570
<b>TOTAL PROJECT COSTS</b>		<b>\$ 81,822,800</b>	<b>\$ 7,384,704</b>	<b>\$ 1,557,922</b>	<b>\$ 2,107,530</b>	<b>\$ 1,206,254</b>	<b>\$ 94,079,210</b>

## MUSCOGEE COUNTY SCHOOL DISTRICT LIBRARY

<b>PROJECT NAME:</b>	MCS D Library		
<b>PROJECT DESCRIPTION:</b>	Construct new 100,000 sf state-of-the-art library to replace 50-yr old facility		
<b>BENEFIT TO THE COMMUNITY:</b>	Improved access to resources for educational, leisure and research purposes for all citizens and students in the Muscogee County area		
<b>OPERATING BUDGET IMPACT:</b>	No impact on operational budget		
<b>MANAGING DEPARTMENT:</b>	PLANNING 0540 695 2120,	<b>PROJECT TYPE:</b>	QUALITY OF LIFE
<b>ACCOUNT CODE:</b>	0556 200 2451	<b>PROJECT NO:</b>	50500

	Prior Years	FY17	Total
<b>FUNDING SOURCES</b>			
Fund Balance			\$ -
Bond Proceeds			\$ -
Sales Tax (1999 SPLOST)	\$ 43,214,957		\$ 43,214,957
Other			\$ -
Balance Forward		\$ 35,307	
<b>TOTAL FUNDING SOURCES</b>	<b>\$ 43,214,957</b>	<b>\$ 35,307</b>	<b>\$ 43,214,957</b>
<b>PROJECT COSTS</b>			
Professional Services	\$ 153,923		\$ 153,923
Legal	\$ 211,607		\$ 211,607
Architect/Engineering	\$ 1,774,528		\$ 1,774,528
Appraisal/Negotiations			\$ -
Construction	\$ 25,390,979		\$ 25,390,979
Land Acquisition	\$ 2,995,435		\$ 2,995,435
Furnishings & Equipment	\$ 12,653,178	\$ 35,307	\$ 12,688,485
<b>BUDGETED EXPENDITURES</b>	<b>\$ 43,179,650</b>	<b>\$ 35,307</b>	<b>\$ 43,214,957</b>
<b>BALANCE</b>	<b>\$ 35,307</b>	<b>\$ -</b>	<b>\$ -</b>

## BULL CREEK GOLF COURSE

<b>PROJECT NAME:</b>	Bull Creek Golf Course		
<b>PROJECT DESCRIPTION:</b>	Renovation of Bull Creek Golf Course, including upgrades to irrigation systems, drainage, turf, sand bunkers, tee boxes, greens and cart paths		
<b>BENEFIT TO THE COMMUNITY:</b>	Improved public golf course amenity for citizens and visitors to Columbus for recreational and instructional purposes, as well as practice for local teams		
<b>OPERATING BUDGET IMPACT:</b>	Reduced operational risk for repairs or maintenance to golf course		
<b>MANAGING DEPARTMENT:</b>	BULL CREEK	<b>PROJECT TYPE:</b>	MANAGEMENT
<b>ACCOUNT CODE:</b>	0540 695 2129	<b>PROJECT NO:</b>	50502

	Prior Years	FY17	Total
<b>FUNDING SOURCES</b>			
Fund Balance			\$ -
Bond Proceeds			\$ -
Sales Tax (1999 SPLOST)	\$ 2,239,081		\$ 2,239,081
Other			\$ -
Balance Forward		\$ 9,606	
<b>TOTAL FUNDING SOURCES</b>	<b>\$ 2,239,081</b>	<b>\$ 9,606</b>	<b>\$ 2,239,081</b>
<b>PROJECT COSTS</b>			
Professional Services			\$ -
Legal			\$ -
Architect/Engineering	\$ 178,716		\$ 178,716
Appraisal/Negotiations			\$ -
Construction	\$ 2,050,759	\$ 9,606	\$ 2,060,365
Land Acquisition			\$ -
Furnishings & Equipment			\$ -
<b>BUDGETED EXPENDITURES</b>	<b>\$ 2,229,475</b>	<b>\$ 9,606</b>	<b>\$ 2,239,081</b>
<b>BALANCE</b>	<b>\$ 9,606</b>	<b>\$ -</b>	<b>\$ -</b>

## OXBOW MEADOW DEVELOPMENT

<b>PROJECT NAME:</b>	Oxbow Meadow Redevelopment		
<b>PROJECT DESCRIPTION:</b>	Redevelopment projects around the Oxbow Meadows complex		
<b>BENEFIT TO THE COMMUNITY:</b>	Improved amenities for citizens and property owners to attract patrons and visitors for recreational, instructional and educational purposes		
<b>OPERATING BUDGET IMPACT:</b>	No impact on operational budget		
<b>MANAGING DEPARTMENT:</b>	REAL ESTATE	<b>PROJECT TYPE:</b>	ECONOMIC DEVELOPMENT
<b>ACCOUNT CODE:</b>	0540 695 2135	<b>PROJECT NO:</b>	50605, 50610, 50611

	Prior Years	FY17	Total
<b>FUNDING SOURCES</b>			
Fund Balance			\$ -
Bond Proceeds			\$ -
Sales Tax (1999 SPLOST)	\$ 15,932,735		\$ 15,932,735
Other			\$ -
Balance Forward		\$ 54,036	
<b>TOTAL FUNDING SOURCES</b>	<b>\$ 15,932,735</b>	<b>\$ 54,036</b>	<b>\$ 15,932,735</b>
<b>PROJECT COSTS</b>			
Professional Services			\$ -
Legal	\$ 2,497		\$ 2,497
Architect/Engineering	\$ 1,719,112		\$ 1,719,112
Appraisal/Negotiations			\$ -
Construction	\$ 12,447,522	\$ 54,036	\$ 12,501,558
Land Acquisition	\$ 1,709,568		\$ 1,709,568
Furnishings & Equipment			\$ -
<b>BUDGETED EXPENDITURES</b>	<b>\$ 15,878,699</b>	<b>\$ 54,036</b>	<b>\$ 15,932,735</b>
<b>BALANCE</b>	<b>\$ 54,036</b>	<b>\$ -</b>	<b>\$ -</b>



## 2009 LOST: FACILITIES MAINTENANCE

<b>PROJECT NAME:</b>	LOST Facilities		
<b>PROJECT DESCRIPTION:</b>	Funding for repairs, long term maintenance, and upgrades to facilities owned and operated by the City		
<b>BENEFIT TO THE COMMUNITY:</b>	Maintains facilities for use by citizens and visitors as well as employees of City		
<b>OPERATING BUDGET IMPACT:</b>	Reduced repair and maintenance costs		
<b>MANAGING DEPARTMENT:</b>	PUBLIC WORKS	<b>PROJECT TYPE:</b>	INFRASTRUCTURE
<b>ACCOUNT CODE:</b>	0109 260 9901	<b>PROJECT NO:</b>	96001

	Prior Years	FY17	Total
<b>FUNDING SOURCES</b>			
Fund Balance			\$ -
Bond Proceeds			\$ -
Sales Tax (2009 LOST)	\$ 252,896	\$ 474,410	\$ 727,306
Other			\$ -
Balance Forward		\$ 252,896	
<b>TOTAL FUNDING SOURCES</b>	<b>\$ 252,896</b>	<b>\$ 727,306</b>	<b>\$ 727,306</b>
<b>PROJECT COSTS</b>			
Professional Services		\$ 25,000	\$ 25,000
Legal		\$ 25,000	\$ 25,000
Architect/Engineering		\$ 50,000	\$ 50,000
Appraisal/Negotiations			\$ -
Construction		\$ 627,306	\$ 627,306
Land Acquisition			\$ -
Furnishings & Equipment			\$ -
<b>BUDGETED EXPENDITURES</b>	<b>\$ -</b>	<b>\$ 727,306</b>	<b>\$ 727,306</b>
<b>BALANCE</b>	<b>\$ 252,896</b>	<b>\$ -</b>	<b>\$ -</b>

## VARIOUS MANAGEMENT PROJECTS

<b>PROJECT NAME:</b>	Various		
<b>PROJECT DESCRIPTION:</b>	Funds set aside periodically from the General Fund to finance management projects of the City		
<b>BENEFIT TO THE COMMUNITY:</b>	Meet the needs and requirements of citizens and property owners		
<b>OPERATING BUDGET IMPACT:</b>	General Fund allocations		
<b>MANAGING DEPARTMENT:</b>	Various	<b>PROJECT TYPE:</b>	MANAGEMENT
<b>ACCOUNT CODE:</b>	0508 660 1000	<b>PROJECT NO:</b>	20100

	Prior Years	FY17	Total
<b>FUNDING SOURCES</b>			
Fund Balance	\$ 31,829		\$ 31,829
Bond Proceeds			\$ -
Sales Tax			\$ -
Other			\$ -
Balance Forward		\$ 31,829	
<b>TOTAL FUNDING SOURCES</b>	<b>\$ 31,829</b>	<b>\$ 31,829</b>	<b>\$ 31,829</b>
<b>PROJECT COSTS</b>			
Professional Services			\$ -
Legal			\$ -
Architect/Engineering			\$ -
Appraisal/Negotiations			\$ -
Construction		\$ 31,829	\$ 31,829
Land Acquisition			\$ -
Furnishings & Equipment			\$ -
<b>BUDGETED EXPENDITURES</b>	<b>\$ -</b>	<b>\$ 31,829</b>	<b>\$ 31,829</b>
<b>BALANCE</b>	<b>\$ 31,829</b>	<b>\$ -</b>	<b>\$ -</b>

## TREE PRESERVATION AND REPLACEMENT

<b>PROJECT NAME:</b>	Tree Preservation and Replacement		
<b>PROJECT DESCRIPTION:</b>	Funding for the replacement and preservation of trees throughout Muscogee County		
<b>BENEFIT TO THE COMMUNITY:</b>	Preserves environmental integrity of Columbus/Muscogee County by planting or preserving existing tree population; improves aesthetics and environmental health for citizens and property owners		
<b>OPERATING BUDGET IMPACT:</b>	No impact on operational budget		
<b>MANAGING DEPARTMENT:</b>		<b>PROJECT TYPE:</b>	MANAGEMENT
<b>ACCOUNT CODE:</b>	0508 660 1000	<b>PROJECT NO:</b>	22193

	Prior Years	FY17	Total
<b>FUNDING SOURCES</b>			
Fund Balance- General Fund	\$ 111,826		\$ 111,826
Bond Proceeds			\$ -
Sales Tax			\$ -
Other			\$ -
Balance Forward		\$ 7,402	
<b>TOTAL FUNDING SOURCES</b>	<b>\$ 111,826</b>	<b>\$ 7,402</b>	<b>\$ 111,826</b>
<b>PROJECT COSTS</b>			
Professional Services	\$ 104,424	\$ 7,402	\$ 111,826
Legal			\$ -
Architect/Engineering			\$ -
Appraisal/Negotiations			\$ -
Construction			\$ -
Land Acquisition			\$ -
Furnishings & Equipment			\$ -
<b>BUDGETED EXPENDITURES</b>	<b>\$ 104,424</b>	<b>\$ 7,402</b>	<b>\$ 111,826</b>
<b>BALANCE</b>	<b>\$ 7,402</b>	<b>\$ -</b>	<b>\$ -</b>

## PROPERTY ACQUISITION

<b>PROJECT NAME:</b>	Property Acquisition		
<b>PROJECT DESCRIPTION:</b>	Funding to facilitate City's real estate purchases, including legal fees, surveys, appraisals, environmental assessments, demolitions, and site costs		
<b>BENEFIT TO THE COMMUNITY:</b>	Necessary element of community development and improvement		
<b>OPERATING BUDGET IMPACT:</b>	No impact on operational budget		
<b>MANAGING DEPARTMENT:</b>	PLANNING/REAL ESTATE	<b>PROJECT TYPE:</b>	MANAGEMENT
<b>ACCOUNT CODE:</b>	0508 660 1000	<b>PROJECT NO:</b>	22194

	Prior Years	FY17	Total
<b>FUNDING SOURCES</b>			
Fund Balance- GENERAL FUND	\$ 3,759,400		\$ 3,759,400
Bond Proceeds			\$ -
Sales Tax			\$ -
Other			\$ -
Balance Forward		\$ 45,501	
<b>TOTAL FUNDING SOURCES</b>	<b>\$ 3,759,400</b>	<b>\$ 45,501</b>	<b>\$ 3,759,400</b>
<b>PROJECT COSTS</b>			
Professional Services			\$ -
Legal	\$ 11,714		\$ 11,714
Architect/Engineering			\$ -
Appraisal/Negotiations	\$ 17,673		\$ 17,673
Construction			\$ -
Land Acquisition	\$ 3,649,512	\$ 45,501	\$ 3,695,013
Furnishings & Equipment	\$ 35,000		\$ 35,000
<b>BUDGETED EXPENDITURES</b>	<b>\$ 3,713,899</b>	<b>\$ 45,501</b>	<b>\$ 3,759,400</b>
<b>BALANCE</b>	<b>\$ 45,501</b>	<b>\$ -</b>	<b>\$ -</b>

## NEED FOR LAND (FT BENNING) IMPROVEMENTS

<b>PROJECT NAME:</b>	NFL Improvements		
<b>PROJECT DESCRIPTION:</b>	Acquisition of approximately 2,500 acres of land which was part of the Fort Benning Military Reservation and construction of roads and utilities there		
<b>BENEFIT TO THE COMMUNITY:</b>	Spur industrial, commercial and residential growth and development in the area		
<b>OPERATING BUDGET IMPACT:</b>	No impact on operational budget		
<b>MANAGING DEPARTMENT:</b>	REAL ESTATE	<b>PROJECT TYPE:</b>	ECONOMIC DEVELOPMENT
<b>ACCOUNT CODE:</b>	0540 695 2133	<b>PROJECT NO:</b>	50601

	Prior Years	FY17	Total
<b>FUNDING SOURCES</b>			
Fund Balance			\$ -
Bond Proceeds			\$ -
Sales Tax (1999 SPLOST)	\$ 8,035,151		\$ 8,035,151
Other			\$ -
Balance Forward		\$ 1,820,121	
<b>TOTAL FUNDING SOURCES</b>	<b>\$ 8,035,151</b>	<b>\$ 1,820,121</b>	<b>\$ 8,035,151</b>
<b>PROJECT COSTS</b>			
Professional Services	\$ 38,184		\$ 38,184
Legal	\$ 13,929	\$ 10,000	\$ 23,929
Architect/Engineering	\$ 1,309,803	\$ 50,000	\$ 1,359,803
Appraisal/Negotiations	\$ 27,546		\$ 27,546
Construction	\$ 2,315,413	\$ 803,517	\$ 3,118,930
Land Acquisition	\$ 2,510,155	\$ 956,604	\$ 3,466,759
Furnishings & Equipment	\$ -		\$ -
<b>BUDGETED EXPENDITURES</b>	<b>\$ 6,215,030</b>	<b>\$ 1,820,121</b>	<b>\$ 8,035,151</b>
<b>BALANCE</b>	<b>\$ 1,820,121</b>	<b>\$ 0</b>	<b>\$ 0</b>

## ENTERPRISE ZONE

<b>PROJECT NAME:</b>	Enterprise Zone		
<b>PROJECT DESCRIPTION:</b>	Acquire and develop land for commercial and industrial purposes, infrastructure improvements, relocation assistance, demolition and site preparation.		
<b>BENEFIT TO THE COMMUNITY:</b>	Improved commercial, industrial and residential development to facilitate economic growth as well as improved working and living environments for citizens and property owners.		
<b>OPERATING BUDGET IMPACT:</b>	No impact on operational budget		
<b>MANAGING DEPARTMENT:</b>	PLANNING/REAL ESTATE 0508 660 1000 0540 695 2131 and 0559 800 2160	<b>PROJECT TYPE:</b>	ECONOMIC DEVELOPMENT
<b>ACCOUNT CODE:</b>		<b>PROJECT NO:</b>	22942, 50603 and 82070

	Prior Years	FY17	Total
<b>FUNDING SOURCES</b>			
Fund Balance	\$ 875,713		\$ 875,713
Bond Proceeds	\$ 24,079		\$ 24,079
Sales Tax (1999 SPLOST)	\$ 3,536,687		\$ 3,536,687
Other			\$ -
Balance Forward		\$ 1,250,336	
<b>TOTAL FUNDING SOURCES</b>	<b>\$ 4,436,479</b>	<b>\$ 1,250,336</b>	<b>\$ 4,436,479</b>
<b>PROJECT COSTS</b>			
Professional Services	\$ 121,842	\$ 5,000	\$ 126,842
Legal	\$ 49,282	\$ 5,000	\$ 54,282
Architect/Engineering	\$ 440,220		\$ 440,220
Appraisal/Negotiations	\$ 8,773		\$ 8,773
Construction	\$ 611,025	\$ 364,623	\$ 975,648
Land Acquisition	\$ 1,955,001	\$ 875,713	\$ 2,830,714
Furnishings & Equipment			\$ -
<b>BUDGETED EXPENDITURES</b>	<b>\$ 3,186,143</b>	<b>\$ 1,250,336</b>	<b>\$ 4,436,479</b>
<b>BALANCE</b>	<b>\$ 1,250,336</b>	<b>\$ -</b>	<b>\$ -</b>

## LIBERTY DISTRICT REDEVELOPMENT

<b>PROJECT NAME:</b>	Liberty District Redevelopment		
<b>PROJECT DESCRIPTION:</b>	Redevelopment of Liberty District, the area surrounding the historically and culturally significant Liberty Theater.		
<b>BENEFIT TO THE COMMUNITY:</b>	Improved residential and commercial amenities to attract patrons and visitors which enhances economic vitality of the area		
<b>OPERATING BUDGET IMPACT:</b>	No impact on operational budget		
<b>MANAGING DEPARTMENT:</b>	REAL ESTATE	<b>PROJECT TYPE:</b>	ECONOMIC DEVELOPMENT
<b>ACCOUNT CODE:</b>	0540 695 2134	<b>PROJECT NO:</b>	50604, 50620, 50621, 50622, 50623

	Prior Years	FY17	Total
<b>FUNDING SOURCES</b>			
Fund Balance			\$ -
Bond Proceeds			\$ -
Sales Tax (1999 SPLOST)	\$ 5,000,000		\$ 5,000,000
Other			\$ -
Balance Forward		\$ 1,550,562	
<b>TOTAL FUNDING SOURCES</b>	<b>\$ 5,000,000</b>	<b>\$ 1,550,562</b>	<b>\$ 5,000,000</b>
<b>PROJECT COSTS</b>			
Professional Services	\$ 40		\$ 40
Legal	\$ 39,439	\$ 10,000	\$ 49,439
Architect/Engineering	\$ 102,044	\$ 10,000	\$ 112,044
Appraisal/Negotiations	\$ 10,900		\$ 10,900
Construction	\$ 972,090	\$ 1,225,192	\$ 2,197,282
Land Acquisition	\$ 2,323,934	\$ 305,370	\$ 2,629,304
Furnishings & Equipment	\$ 991		\$ 991
<b>BUDGETED EXPENDITURES</b>	<b>\$ 3,449,438</b>	<b>\$ 1,550,562</b>	<b>\$ 5,000,000</b>
<b>BALANCE</b>	<b>\$ 1,550,562</b>	<b>\$ -</b>	<b>\$ -</b>

## UPGRADE OF LGFS/GHRS SYSTEMS

<b>PROJECT NAME:</b>	LGFS/GHRS Conversion/Implementation		
<b>PROJECT DESCRIPTION:</b>	Consultation and implementation services for upgrade of LGFS/GHRS system to Advantage3.0, including AP, AR, Purchasing, Accounting, and HR		
<b>BENEFIT TO THE COMMUNITY:</b>	Allows City to provide citizens and other stakeholders information in a timely and accurate manner		
<b>OPERATING BUDGET IMPACT:</b>	Reduced resource requirement due to efficiencies of newer system		
<b>MANAGING DEPARTMENT:</b>	FINANCE/HR/IT	<b>PROJECT TYPE:</b>	MANAGEMENT
<b>ACCOUNT CODE:</b>	0508 660 1000	<b>PROJECT NO:</b>	22187

	Prior Years	FY17	Total
<b>FUNDING SOURCES</b>			
Fund Balance- GENERAL FUND	\$ 1,712,381		\$ 1,712,381
Bond Proceeds			\$ -
Sales Tax			\$ -
Other			\$ -
Balance Forward		\$ 233,330	
<b>TOTAL FUNDING SOURCES</b>	<b>\$ 1,712,381</b>	<b>\$ 233,330</b>	<b>\$ 1,712,381</b>
<b>PROJECT COSTS</b>			
Professional Services	\$ 1,219,124	\$ 233,330	\$ 1,452,454
Legal			\$ -
Architect/Engineering			\$ -
Appraisal/Negotiations			\$ -
Construction			\$ -
Land Acquisition			\$ -
Furnishings & Equipment	\$ 259,927		\$ 259,927
<b>BUDGETED EXPENDITURES</b>	<b>\$ 1,479,051</b>	<b>\$ 233,330</b>	<b>\$ 1,712,381</b>
<b>BALANCE</b>	<b>\$ 233,330</b>	<b>\$ -</b>	<b>\$ -</b>



## HEALTH AND PENSION REPORTING

<b>PROJECT NAME:</b>	Health and Pension Reports		
<b>PROJECT DESCRIPTION:</b>	Funding for actuarial services for Other Post Employment Benefits (OPEB)		
<b>BENEFIT TO THE COMMUNITY:</b>	Provides employees and retirees necessary information regarding post employment benefits and ensures compliance with statutory and other requirement		
<b>OPERATING BUDGET IMPACT:</b>	No impact on operational budget		
<b>MANAGING DEPARTMENT:</b>	HUMAN RESOURCES/ FINANCE	<b>PROJECT TYPE:</b>	MANAGEMENT
<b>ACCOUNT CODE:</b>	0508 660 1000	<b>PROJECT NO:</b>	22234

	Prior Years	FY17	Total
<b>FUNDING SOURCES</b>			
Fund Balance- GENERAL FUND	\$ 164,000		\$ 164,000
Bond Proceeds			\$ -
Sales Tax			\$ -
Other			\$ -
Balance Forward		\$ 71,975	
<b>TOTAL FUNDING SOURCES</b>	<b>\$ 164,000</b>	<b>\$ 71,975</b>	<b>\$ 164,000</b>
<b>PROJECT COSTS</b>			
Professional Services	\$ 92,025	\$ 71,975	\$ 164,000
Legal			\$ -
Architect/Engineering			\$ -
Appraisal/Negotiations			\$ -
Construction			\$ -
Land Acquisition			\$ -
Furnishings & Equipment			\$ -
<b>BUDGETED EXPENDITURES</b>	<b>\$ 92,025</b>	<b>\$ 71,975</b>	<b>\$ 164,000</b>
<b>BALANCE</b>	<b>\$ 71,975</b>	<b>\$ -</b>	<b>\$ -</b>

## 2009 OTHER LOST: INFORMATION TECHNOLOGY

<b>PROJECT NAME:</b>	LOST Information Technology		
<b>PROJECT DESCRIPTION:</b>	Funding for technological investment and improvement at the City		
<b>BENEFIT TO THE COMMUNITY:</b>	Improves operational efficiencies of staff to provide better quality service to citizens		
<b>OPERATING BUDGET IMPACT:</b>	No impact on operational budget		
<b>MANAGING DEPARTMENT:</b>	INFORMATION TECHNOLOGY	<b>PROJECT TYPE:</b>	MANAGEMENT
<b>ACCOUNT CODE:</b>	0109 210 9901	<b>PROJECT NO:</b>	90001, 90002

	Prior Years	FY17	Total
<b>FUNDING SOURCES</b>			
Fund Balance			\$ -
Bond Proceeds			\$ -
Sales Tax (2009 LOST)	\$ 2,033,535	\$ 1,091,254	\$ 3,124,789
Other			\$ -
Balance Forward		\$ 95,281	
<b>TOTAL FUNDING SOURCES</b>	<b>\$ 2,033,535</b>	<b>\$ 1,186,535</b>	<b>\$ 3,124,789</b>
<b>PROJECT COSTS</b>			
Professional Services			\$ -
Legal			\$ -
Architect/Engineering			\$ -
Appraisal/Negotiations			\$ -
Construction			\$ -
Land Acquisition			\$ -
Furnishings & Equipment	\$ 1,938,254	\$ 1,186,535	\$ 3,124,789
<b>BUDGETED EXPENDITURES</b>	<b>\$ 1,938,254</b>	<b>\$ 1,186,535</b>	<b>\$ 3,124,789</b>
<b>BALANCE</b>	<b>\$ 95,281</b>	<b>\$ -</b>	<b>\$ -</b>

## ASSET MANAGEMENT SOFTWARE

<b>PROJECT NAME:</b>	Asset Management Software		
<b>PROJECT DESCRIPTION:</b>	Fund purchase and implementation of Asset Management software for City		
<b>BENEFIT TO THE COMMUNITY:</b>	Improved efficiencies and accuracies for recording and tracking City assets		
<b>OPERATING BUDGET IMPACT:</b>	No impact on operational budget		
<b>MANAGING DEPARTMENT:</b>	PUBLIC WORKS	<b>PROJECT TYPE:</b>	MANAGEMENT
<b>ACCOUNT CODE:</b>	0109 260 9901	<b>PROJECT NO:</b>	98001

	Prior Years	FY17	Total
<b>FUNDING SOURCES</b>			
Fund Balance			\$ -
Bond Proceeds			\$ -
Sales Tax (2009 LOST)	\$ 50,000		\$ 50,000
Other			\$ -
Balance Forward		\$ 50,000	
<b>TOTAL FUNDING SOURCES</b>	<b>\$ 50,000</b>	<b>\$ 50,000</b>	<b>\$ 50,000</b>
<b>PROJECT COSTS</b>			
Professional Services			\$ -
Legal			\$ -
Architect/Engineering			\$ -
Appraisal/Negotiations			\$ -
Construction			\$ -
Land Acquisition			\$ -
Furnishings & Equipment		\$ 50,000	\$ 50,000
<b>BUDGETED EXPENDITURES</b>	<b>\$ -</b>	<b>\$ 50,000</b>	<b>\$ 50,000</b>
<b>BALANCE</b>	<b>\$ 50,000</b>	<b>\$ -</b>	<b>\$ -</b>

## RADIO SYSTEM MAINTENANCE

<b>PROJECT NAME:</b>	Radio System Maintenance		
<b>PROJECT DESCRIPTION:</b>	Funding for maintenance and repairs for City's emergency communication system		
<b>BENEFIT TO THE COMMUNITY:</b>	Improved communication accessibility for emergencies and City operations		
<b>OPERATING BUDGET IMPACT:</b>	No impact on operational budget		
<b>MANAGING DEPARTMENT:</b>	PUBLIC WORKS	<b>PROJECT TYPE:</b>	MANAGEMENT
<b>ACCOUNT CODE:</b>	0109 260 9901	<b>PROJECT NO:</b>	98002

	Prior Years	FY17	Total
<b>FUNDING SOURCES</b>			
Fund Balance			\$ -
Bond Proceeds			\$ -
Sales Tax (2009 LOST)	\$ 50,000		\$ 50,000
Other			\$ -
Balance Forward		\$ 37,858	
<b>TOTAL FUNDING SOURCES</b>	<b>\$ 50,000</b>	<b>\$ 37,858</b>	<b>\$ 50,000</b>
<b>PROJECT COSTS</b>			
Professional Services	\$ 12,142		\$ 12,142
Legal			\$ -
Architect/Engineering			\$ -
Appraisal/Negotiations			\$ -
Construction			\$ -
Land Acquisition			\$ -
Furnishings & Equipment		\$ 37,858	\$ 37,858
<b>BUDGETED EXPENDITURES</b>	<b>\$ 12,142</b>	<b>\$ 37,858</b>	<b>\$ 50,000</b>
<b>BALANCE</b>	<b>\$ 37,858</b>	<b>\$ -</b>	<b>\$ -</b>

## GOVERNMENT CENTER ELEVATORS

<b>PROJECT NAME:</b>	Govt Center Elevator		
<b>PROJECT DESCRIPTION:</b>	Repair or replace existng elevator systems in the Government Center, which are so old replacement parts and service are no longer available		
<b>BENEFIT TO THE COMMUNITY:</b>	Improved safety and convenience for citizens and visitors using the Government Centers as well as employees who work in the building		
<b>OPERATING BUDGET IMPACT:</b>	No impact on operational budget		
<b>MANAGING DEPARTMENT:</b>	PUBLIC WORKS	<b>PROJECT TYPE:</b>	MANAGEMENT
<b>ACCOUNT CODE:</b>	0109 260 9901	<b>PROJECT NO:</b>	96023

	Prior Years	FY17	Total
<b>FUNDING SOURCES</b>			
Fund Balance			\$ -
Bond Proceeds			\$ -
Sales Tax (2009 LOST)	\$ 468,000		\$ 468,000
Other			\$ -
Balance Forward		\$ 273,000	
<b>TOTAL FUNDING SOURCES</b>	<b>\$ 468,000</b>	<b>\$ 273,000</b>	<b>\$ 468,000</b>
<b>PROJECT COSTS</b>			
Professional Services			\$ -
Legal			\$ -
Architect/Engineering			\$ -
Appraisal/Negotiations			\$ -
Construction	\$ 195,000	\$ 273,000	\$ 468,000
Land Acquisition			\$ -
Furnishings & Equipment			\$ -
<b>BUDGETED EXPENDITURES</b>	<b>\$ 195,000</b>	<b>\$ 273,000</b>	<b>\$ 468,000</b>
<b>BALANCE</b>	<b>\$ 273,000</b>	<b>\$ -</b>	<b>\$ -</b>

## GOVERNMENT CENTER GENERATOR

<b>PROJECT NAME:</b>	Government Center Generator		
<b>PROJECT DESCRIPTION:</b>	Add on site power generator to Government Center		
<b>BENEFIT TO THE COMMUNITY:</b>	Improved safety and efficiency during power outages at Government Center		
<b>OPERATING BUDGET IMPACT:</b>	Reduced exposure to risk of emergency power outage or failure		
<b>MANAGING DEPARTMENT:</b>	PUBLIC WORKS	<b>PROJECT TYPE:</b>	MANAGEMENT
<b>ACCOUNT CODE:</b>	0109 260 9901	<b>PROJECT NO:</b>	96020

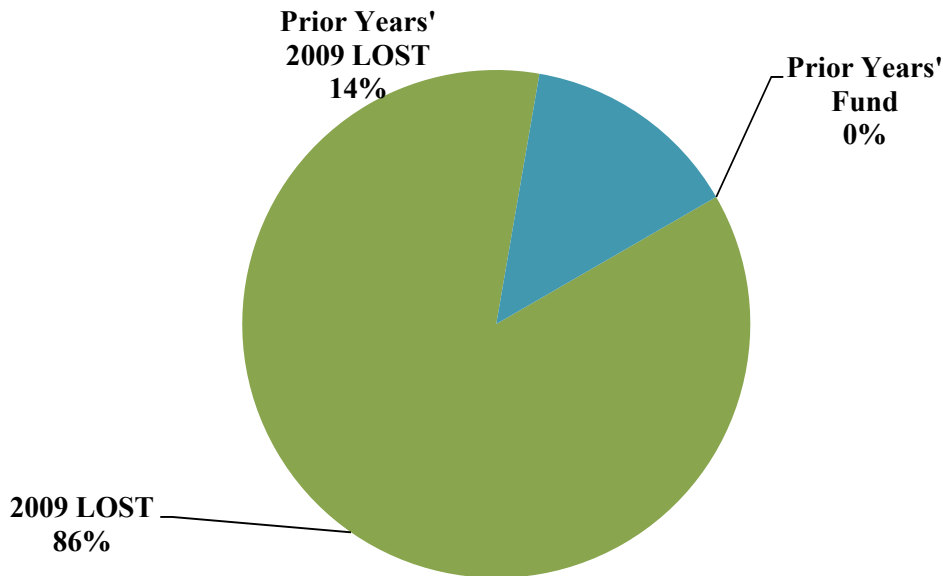
	Prior Years	FY17	Total
<b>FUNDING SOURCES</b>			
Fund Balance			\$ -
Bond Proceeds			\$ -
Sales Tax (2009 LOST)	\$ 149,570		\$ 149,570
Other			\$ -
Balance Forward		\$ -	
<b>TOTAL FUNDING SOURCES</b>	<b>\$ 149,570</b>	<b>\$ -</b>	<b>\$ 149,570</b>
<b>PROJECT COSTS</b>			
Professional Services			\$ -
Legal			\$ -
Architect/Engineering			\$ -
Appraisal/Negotiations			\$ -
Construction			\$ -
Land Acquisition			\$ -
Furnishings & Equipment	\$ 149,570		\$ 149,570
<b>BUDGETED EXPENDITURES</b>	<b>\$ 149,570</b>	<b>\$ -</b>	<b>\$ 149,570</b>
<b>BALANCE</b>	<b>\$ -</b>	<b>\$ -</b>	<b>\$ -</b>

# PARKS, RECREATION & LEISURE SUMMARY

---

## FY17 FINANCING METHOD

**\$581,047**



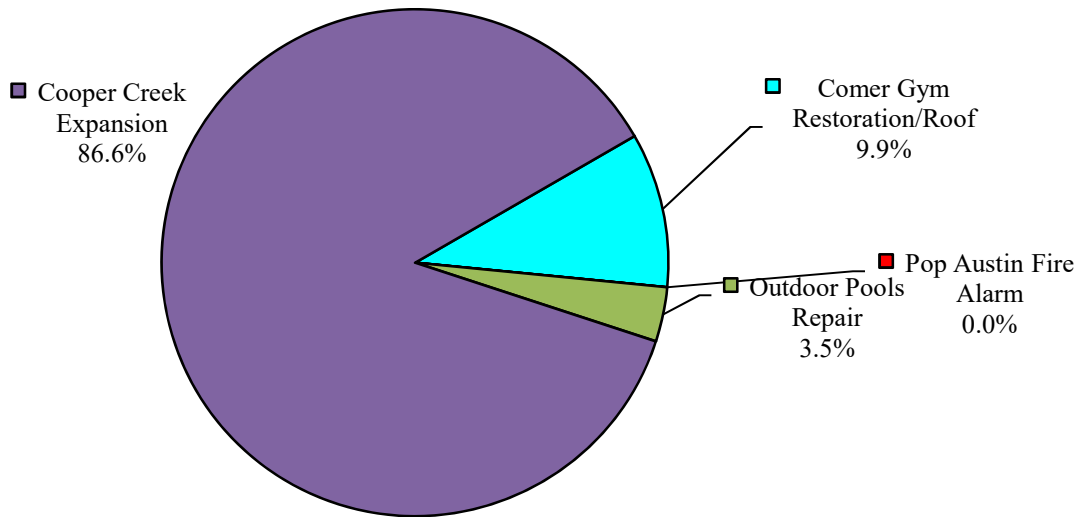
## FY17 FINANCING FOR PARKS & RECREATION PROJECTS

<u>METHOD/SOURCE</u>	<u>AMOUNT</u>
1999 SPLOST	0
Prior Years' Fund	\$0
2009 LOST	500,000
Prior Years' 1999 SPLOST	0
Prior Years' 2009 LOST	81,047
Prior Years' Bond Funds	0
<b>FY17 TOTAL</b>	<b><u><u>\$581,047</u></u></b>

# PARKS, RECREATION & LEISURE SUMMARY

---

## FY17 PROJECT COSTS \$581,047



### FY17 PARKS & RECREATION PROJECTS

<u>PROJECT</u>	<u>AMOUNT</u>
Comer Gym Restoration/Roof	\$56,975
Pop Austin Fire Alarm	0
Outdoor Pools Repair	20,072
Cooper Creek Expansion	500,000
Memorial Stadium Assessment	4,000
<b>FY17 TOTAL</b>	<b><u><u>\$581,047</u></u></b>



# PARKS, RECREATION AND LEISURE SUMMARY

## FIVE YEAR FORECAST PARKS, RECREATION AND LEISURE CAPITAL IMPROVEMENT PROJECTS

		Carryforward	FY17	FY18	FY19	FY20	Total
<b>FUNDING SOURCES</b>							
Fund Balance							\$ -
Bond Proceeds							\$ -
Sales Tax (2009 LOST)		\$ 81,047	\$ 500,000	\$ 500,000			\$ 1,081,047
Sales Tax (1999 SPLOST)							\$ -
Balance Forward							\$ -
<b>TOTAL FUNDING</b>		<b>\$ 81,047</b>	<b>\$ 500,000</b>	<b>\$ 500,000</b>	<b>\$ -</b>	<b>\$ -</b>	<b>\$ 1,081,047</b>
			<b>\$ 581,047</b>				
<b>PROJECT COSTS</b>							
	Type	Prior to FY17	FY17	FY18	FY19	FY20	Total
Comer Gym Restoration	Parks & Rec	\$ 2,522,608	\$ 56,975				\$ 2,579,583
Pop Austin Fire Alarm	Parks & Rec	\$ 14,782	\$ -				\$ 14,782
Outdoor Pools Repair	Parks & Rec	\$ 579,928	\$ 20,072				\$ 600,000
Cooper Creek Expansion	Parks & Rec	\$ 500,000	\$ 500,000	\$ 500,000			\$ 1,500,000
Memorial Stadium Assessment	Parks & Rec	\$ 2,000	\$ 4,000				\$ 6,000
							\$ -
							\$ -
<b>TOTAL PROJECT COSTS</b>		<b>\$ 3,619,318</b>	<b>\$ 581,047</b>	<b>\$ 500,000</b>	<b>\$ -</b>	<b>\$ -</b>	<b>\$ 4,700,365</b>

## COMER GYM RESTORATION

<b>PROJECT NAME:</b>	Comer Gym Restoration		
<b>PROJECT DESCRIPTION:</b>	Restoration of Comer Gym. The current budget provides for a new roof.		
<b>BENEFIT TO THE COMMUNITY:</b>	Citizens benefit from the use of an improved recreational facility with both historic and cultural significance. Facility provides recreation and other citizen activities		
<b>OPERATING BUDGET IMPACT:</b>	No impact on operational budget		
<b>MANAGING DEPARTMENT:</b>	PARKS AND RECREATION 0508 660 1000 and 0109 260 9901	<b>PROJECT TYPE:</b>	PARKS, RECREATION AND LEISURE
<b>ACCOUNT CODE:</b>		<b>PROJECT NO:</b>	22928, 96017, 96028

	Prior Years	FY17	Total
<b>FUNDING SOURCES</b>			
Fund Balance -General Fund	\$ 766,924		\$ 766,924
Bond Proceeds			\$ -
Sales Tax (2009 LOST)	\$ 1,812,659		\$ 1,812,659
Other			\$ -
Balance Forward		\$ 56,975	
<b>TOTAL FUNDING SOURCES</b>	<b>\$ 2,579,583</b>	<b>\$ 56,975</b>	<b>\$ 2,579,583</b>
<b>PROJECT COSTS</b>			
Professional Services			\$ -
Legal			\$ -
Architect/Engineering	\$ 11,154		\$ 11,154
Appraisal/Negotiations			\$ -
Construction	\$ 2,501,467	\$ 56,975	\$ 2,558,442
Land Acquisition			\$ -
Furnishings & Equipment	\$ 9,987		\$ 9,987
<b>BUDGETED EXPENDITURES</b>	<b>\$ 2,522,608</b>	<b>\$ 56,975</b>	<b>\$ 2,579,583</b>
<b>BALANCE</b>	<b>\$ 56,975</b>	<b>\$ -</b>	<b>\$ -</b>

## POP AUSTIN FIRE ALARM

<b>PROJECT NAME:</b>	Pop Austin Fire Alarm		
<b>PROJECT DESCRIPTION:</b>	Upgrade fire alarm system.		
<b>BENEFIT TO THE COMMUNITY:</b>	Provide a more safe and enjoyable amenity facility for citizens of Columbus		
<b>OPERATING BUDGET IMPACT:</b>	No impact on operational budget		
<b>MANAGING DEPARTMENT:</b>	PARKS AND RECREATION	<b>PROJECT TYPE:</b>	PARKS, RECREATION AND LEISURE
<b>ACCOUNT CODE:</b>	0109 260 9901	<b>PROJECT NO:</b>	96033

	Prior Years	FY17	Total
<b>FUNDING SOURCES</b>			
Fund Balance	\$ -		\$ -
Bond Proceeds			\$ -
Sales Tax (2009 LOST)	\$ 14,782		\$ 14,782
Other			\$ -
Balance Forward		\$ -	
<b>TOTAL FUNDING SOURCES</b>	<b>\$ 14,782</b>	<b>\$ -</b>	<b>\$ 14,782</b>
<b>PROJECT COSTS</b>			
Professional Services	\$ 14,782		\$ 14,782
Legal			\$ -
Architect/Engineering			\$ -
Appraisal/Negotiations			\$ -
Construction			\$ -
Land Acquisition			\$ -
Furnishings & Equipment	\$ -		\$ -
<b>BUDGETED EXPENDITURES</b>	<b>\$ 14,782</b>	<b>\$ -</b>	<b>\$ 14,782</b>
<b>BALANCE</b>	<b>\$ -</b>	<b>\$ -</b>	<b>\$ -</b>

## OUTDOOR POOL REPAIRS

<b>PROJECT NAME:</b>	Shirley Winston Pool, Rigdon Park Pool, Psalmound Rd Pool and Dbl Churches Pool		
<b>PROJECT DESCRIPTION:</b>	Structural repairs for Shirley Winston, Rigdon Park, Psalmound Rd and Dbl Churches Pools.		
<b>BENEFIT TO THE COMMUNITY:</b>	Provide a more comfortable, safe and enjoyable amenity facility for citizens		
<b>OPERATING BUDGET IMPACT:</b>	No impact on operational budget		
<b>MANAGING DEPARTMENT:</b>	PARKS AND RECREATION	<b>PROJECT TYPE:</b>	PARKS, RECREATION AND LEISURE
<b>ACCOUNT CODE:</b>	0109 260 9901	<b>PROJECT NO:</b>	96035,96036,96037,96038

	Prior Years	FY17	Total
<b>FUNDING SOURCES</b>			
Fund Balance			\$ -
Bond Proceeds			\$ -
Sales Tax (2009 LOST)	\$ 600,000		\$ 600,000
Other			\$ -
Balance Forward		\$ 20,072	
<b>TOTAL FUNDING SOURCES</b>	<b>\$ 600,000</b>	<b>\$ 20,072</b>	<b>\$ 600,000</b>
<b>PROJECT COSTS</b>			
Professional Services			\$ -
Legal			\$ -
Architect/Engineering			\$ -
Appraisal/Negotiations			\$ -
Construction	\$ 579,928	\$ 20,072	\$ 600,000
Land Acquisition			\$ -
Furnishings & Equipment			\$ -
<b>BUDGETED EXPENDITURES</b>	<b>\$ 579,928</b>	<b>\$ 20,072</b>	<b>\$ 600,000</b>
<b>BALANCE</b>	<b>\$ 20,072</b>	<b>\$ (0)</b>	<b>\$ (0)</b>

## COOPER CREEK EXPANSION CONSTRUCTION

<b>PROJECT NAME:</b>	Cooper Creek Expansion Construction		
<b>PROJECT DESCRIPTION:</b>	Expansion of the Cooper Creek Tennis Courts		
<b>BENEFIT TO THE COMMUNITY:</b>	Provide a club house and additional tennis courts to citizens.		
<b>OPERATING BUDGET IMPACT:</b>	No impact on operational budget		
<b>MANAGING DEPARTMENT:</b>	PARKS AND RECREATION	<b>PROJECT TYPE:</b>	PARKS, RECREATION AND LEISURE
<b>ACCOUNT CODE:</b>	0109 260 9901	<b>PROJECT NO:</b>	96039

	Prior Years	FY17	Total
<b>FUNDING SOURCES</b>			
Fund Balance			\$ -
Bond Proceeds			\$ -
Sales Tax (2009 LOST)	\$ 500,000	\$ 500,000	\$ 1,000,000
Other			\$ -
Balance Forward		\$ -	
<b>TOTAL FUNDING SOURCES</b>	<b>\$ 500,000</b>	<b>\$ 500,000</b>	<b>\$ 1,000,000</b>
<b>PROJECT COSTS</b>			
Professional Services			\$ -
Legal			\$ -
Architect/Engineering			\$ -
Appraisal/Negotiations			\$ -
Construction	\$ 500,000	\$ 500,000	\$ 1,000,000
Land Acquisition			\$ -
Furnishings & Equipment			\$ -
<b>BUDGETED EXPENDITURES</b>	<b>\$ 500,000</b>	<b>\$ 500,000</b>	<b>\$ 1,000,000</b>
<b>BALANCE</b>	<b>\$ -</b>	<b>\$ -</b>	<b>\$ -</b>

## MEMORIAL STADIUM STRUCTURAL ASSESSMENT

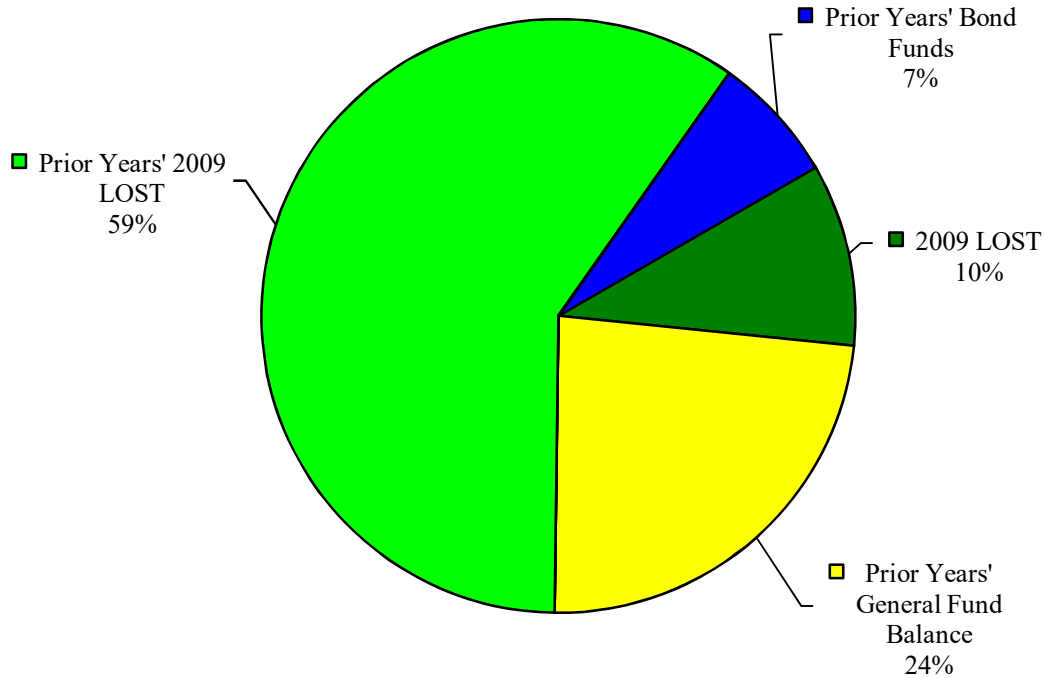
<b>PROJECT NAME:</b>	Memorial Stadium Structural Assessment		
<b>PROJECT DESCRIPTION:</b>	Structural Assessment of football stadium for repairs		
<b>BENEFIT TO THE COMMUNITY:</b>	Provide a more comfortable, safe and enjoyable amenity facility for citizens		
<b>OPERATING BUDGET IMPACT:</b>	No impact on operational budget		
<b>MANAGING DEPARTMENT:</b>	PARKS AND RECREATION	<b>PROJECT TYPE:</b>	PARKS, RECREATION AND LEISURE
<b>ACCOUNT CODE:</b>	0109 260 9901	<b>PROJECT NO:</b>	96029

	Prior Years	FY17	Total
<b>FUNDING SOURCES</b>			
Fund Balance			\$ -
Bond Proceeds			\$ -
Sales Tax (2009 LOST)	\$ 6,000		\$ 6,000
Other			\$ -
Balance Forward		\$ 4,000	
<b>TOTAL FUNDING SOURCES</b>	<b>\$ 6,000</b>	<b>\$ 4,000</b>	<b>\$ 6,000</b>
<b>PROJECT COSTS</b>			
Professional Services			\$ -
Legal			\$ -
Architect/Engineering	\$ 2,000	\$ 4,000	\$ 6,000
Appraisal/Negotiations			\$ -
Construction			\$ -
Land Acquisition			\$ -
Furnishings & Equipment			\$ -
<b>BUDGETED EXPENDITURES</b>	<b>\$ 2,000</b>	<b>\$ 4,000</b>	<b>\$ 6,000</b>
<b>BALANCE</b>	<b>\$ 4,000</b>	<b>\$ -</b>	<b>\$ -</b>

**PUBLIC SAFETY/CRIMINAL JUSTICE SUMMARY**

**FY17 FINANCING METHOD**

**\$3,023,444**



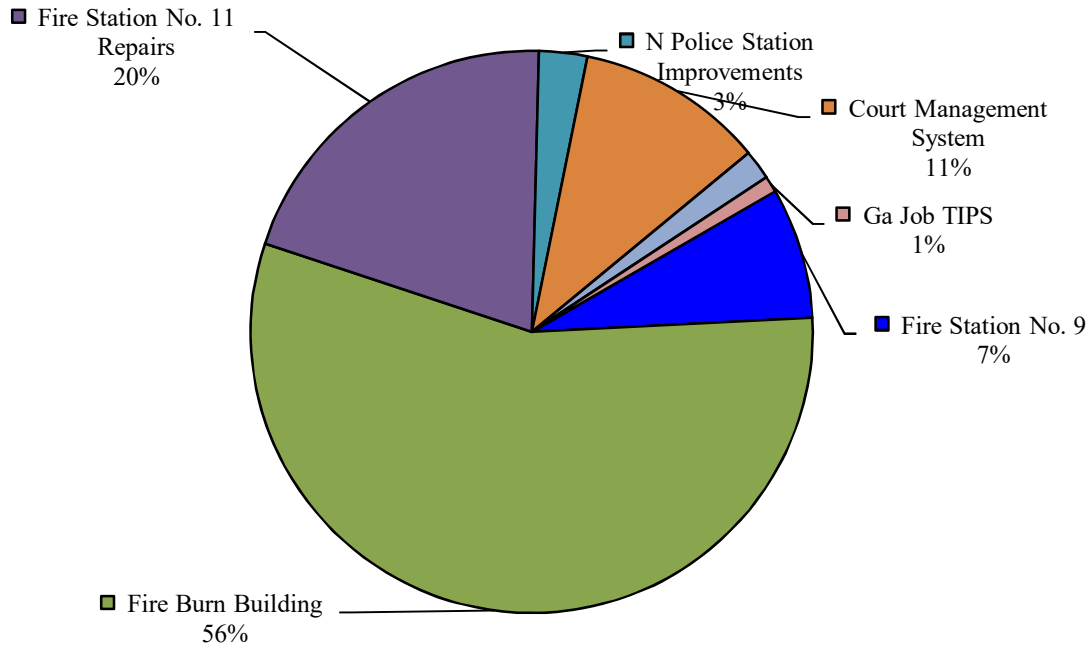
**FY17 FINANCING FOR PUBLIC SAFETY/CRIMINAL JUSTICE PROJECTS**

<u>METHOD/SOURCE</u>	<u>AMOUNT</u>
Fund Balance	\$0
1999 SPLOST	0
2009 LOST	300,000
Prior Years' General Fund Balance	713,770
Prior Years' 1999 SPLOST	0
Prior Years' 2009 LOST	1,800,787
Prior Years' Bond Funds	208,887
<b>FY17 TOTAL</b>	<b><u><u>\$3,023,444</u></u></b>

**PUBLIC SAFETY/CRIMINAL JUSTICE SUMMARY**

**FY17 PROJECT COSTS**

**\$3,023,444**



**FY17 PUBLIC SAFETY/CRIMINAL JUSTICE PROJECTS**

<u>PROJECT</u>	<u>AMOUNT</u>
Fire Station No. 9	\$208,887
Fire Burn Building	\$1,548,071
Fire Station No. 11 Repairs	\$563,513
N Police Station Improvements	\$77,197
Court Management System	\$300,000
State Criminal Assistance	\$47,304
Ga Job TIPS	\$25,756
Fire Station No. 4 Roof	\$125,725
MCP Air Handler Replacement	\$72,000
Jail Water Heater Storage Tank	\$54,991
<b>FY17 TOTAL</b>	<b>\$3,023,444</b>



## PUBLIC SAFETY/CRIMINAL JUSTICE SUMMARY

### FIVE YEAR FORECAST PUBLIC SAFETY/CRIMINAL JUSTICE CAPITAL IMPROVEMENT PROJECTS

		Carryforward	FY17	FY18	FY19	FY20	Total
<b>FUNDING SOURCES</b>							
Fund Balance and Other		\$ 713,770					\$ 713,770
Bond Proceeds		\$ 208,887					\$ 208,887
Sales Tax (2009 LOST)		\$ 1,800,787	\$ 300,000	\$ 300,000	\$ 300,000	\$ 300,000	\$ 3,000,787
Sales Tax (1999 SPLOST)							\$ -
Balance Forward							\$ -
<b>TOTAL FUNDING</b>		<b>\$ 2,723,444</b>	<b>\$ 300,000</b>	<b>\$ 300,000</b>	<b>\$ 300,000</b>	<b>\$ 300,000</b>	<b>\$ 3,923,444</b>
			<b>\$ 3,023,444</b>				
<b>PROJECT COSTS</b>	<b>Type</b>	<b>Prior to FY17</b>	<b>FY17</b>	<b>FY18</b>	<b>FY19</b>	<b>FY20</b>	<b>Total</b>
Fire Station No. 9	Public Safety	\$ 3,089,972	\$ 208,887				\$ 3,298,859
Fire Burn Building	Public Safety	\$ 611,929	\$ 1,548,071				\$ 2,160,000
Fire Station No. 11 Repairs	Public Safety	\$ -	\$ 563,513				\$ 563,513
N Police Station Improvements	Public Safety	\$ -	\$ 77,197				\$ 77,197
Court Management System	Public Safety	\$ -	\$ 300,000	\$ 300,000	\$ 300,000	\$ 300,000	\$ 1,200,000
State Criminal Assistance	Public Safety	\$ 532,099	\$ 47,304				\$ 579,403
Ga Job TIPS	Public Safety	\$ 33,525	\$ 25,756				\$ 59,281
Fire Station No. 4 Roof	Public Safety	\$ 4,275	\$ 125,725				\$ 130,000
MCP Air Handler Replacement	Public Safety	\$ -	\$ 72,000				\$ 72,000
Jail Water Heater Storage Tank	Public Safety	\$ 5,009	\$ 54,991				\$ 60,000
<b>TOTAL PROJECT COSTS</b>		<b>\$ 1,186,837</b>	<b>\$ 3,023,444</b>	<b>\$ 300,000</b>	<b>\$ 300,000</b>	<b>\$ 300,000</b>	<b>\$ 8,200,253</b>

## FIRE STATION NO. 9

<b>PROJECT NAME:</b>	Fire Station No. 9		
<b>PROJECT DESCRIPTION:</b>	Construct new Firehouse facility to replace existing facility on 29th ST		
<b>BENEFIT TO THE COMMUNITY:</b>	Improved facility will enhance capacity of firefighters and improve quality of facilities for Fire/EMS services to the area		
<b>OPERATING BUDGET IMPACT:</b>	No change to operating budget of Fire/EMS		
<b>MANAGING DEPARTMENT:</b>	Fire/EMS	<b>PROJECT TYPE:</b>	PUBLIC SAFETY
<b>ACCOUNT CODE:</b>	0559 800 2100	<b>PROJECT NO:</b>	82001

	Prior Years	FY17	Total
<b>FUNDING SOURCES</b>			
Fund Balance			\$ -
Bond Proceeds	\$ 3,298,859		\$ 3,298,859
Sales Tax			\$ -
Other			\$ -
Balance Forward		\$ 208,887	
<b>TOTAL FUNDING SOURCES</b>	<b>\$ 3,298,859</b>	<b>\$ 208,887</b>	<b>\$ 3,298,859</b>
<b>PROJECT COSTS</b>			
Professional Services			\$ -
Legal	\$ 11,712		\$ 11,712
Architect/Engineering	\$ 328,546		\$ 328,546
Appraisal/Negotiations			\$ -
Construction	\$ 1,973,714	\$ 208,887	\$ 2,182,601
Land Acquisition	\$ 776,000		\$ 776,000
Furnishings & Equipment			\$ -
<b>BUDGETED EXPENDITURES</b>	<b>\$ 3,089,972</b>	<b>\$ 208,887</b>	<b>\$ 3,298,859</b>
<b>BALANCE</b>	<b>\$ 208,887</b>	<b>\$ (0)</b>	<b>\$ (0)</b>

## FIRE BURN BUILDING

<b>PROJECT NAME:</b>	Fire Burn Building		
<b>PROJECT DESCRIPTION:</b>	Construct new burn building to replace existing facility on Jackson St.		
<b>BENEFIT TO THE COMMUNITY:</b>	Improved facility will enhance training of firefighters and improve quality of facilities for Fire/EMS services to the area		
<b>OPERATING BUDGET IMPACT:</b>	No change to operating budget of Fire/EMS		
<b>MANAGING DEPARTMENT:</b>	Fire/EMS	<b>PROJECT TYPE:</b>	PUBLIC SAFETY
<b>ACCOUNT CODE:</b>	0508 660 1000	<b>PROJECT NO:</b>	22941

	Prior Years	FY17	Total
<b>FUNDING SOURCES</b>			
Fund Balance			\$ -
Bond Proceeds			\$ -
Sales Tax (2009 LOST)	\$ 2,160,000		\$ 2,160,000
Other			\$ -
Balance Forward		\$ 1,548,071	
<b>TOTAL FUNDING SOURCES</b>	<b>\$ 2,160,000</b>	<b>\$ 1,548,071</b>	<b>\$ 2,160,000</b>
<b>PROJECT COSTS</b>			
Professional Services			\$ -
Legal			\$ -
Architect/Engineering	\$ 57,795		\$ 57,795
Appraisal/Negotiations			\$ -
Construction	\$ 554,134	\$ 1,548,071	\$ 2,102,205
Land Acquisition			\$ -
Furnishings & Equipment			\$ -
<b>BUDGETED EXPENDITURES</b>	<b>\$ 611,929</b>	<b>\$ 1,548,071</b>	<b>\$ 2,160,000</b>
<b>BALANCE</b>	<b>\$ 1,548,071</b>	<b>\$ -</b>	<b>\$ -</b>

## FIRE STATION NO. 11 BUILDING REPAIRS

<b>PROJECT NAME:</b>	Fire Station No. 11 Building Repairs		
<b>PROJECT DESCRIPTION:</b>	Repair Fire Station damaged by fire		
<b>BENEFIT TO THE COMMUNITY:</b>	Infrastructure improvement at the fire station		
<b>OPERATING BUDGET IMPACT:</b>	No operating impact.		
<b>MANAGING DEPARTMENT:</b>	Fire/EMS	<b>PROJECT TYPE:</b>	PUBLIC SAFETY
<b>ACCOUNT CODE:</b>	0508 660 1000	<b>PROJECT NO:</b>	22943

	Prior Years	FY17	Total
<b>FUNDING SOURCES</b>			
Fund Balance	\$ 563,513		\$ 563,513
Bond Proceeds			\$ -
Sales Tax (2009 LOST)			\$ -
Other			\$ -
Balance Forward		\$ 563,513	
<b>TOTAL FUNDING SOURCES</b>	<b>\$ 563,513</b>	<b>\$ 563,513</b>	<b>\$ 563,513</b>
<b>PROJECT COSTS</b>			
Professional Services			\$ -
Legal			\$ -
Architect/Engineering			\$ -
Appraisal/Negotiations			\$ -
Construction		\$ 563,513	\$ 563,513
Land Acquisition			\$ -
Furnishings & Equipment			\$ -
<b>BUDGETED EXPENDITURES</b>	<b>\$ -</b>	<b>\$ 563,513</b>	<b>\$ 563,513</b>
<b>BALANCE</b>	<b>\$ 563,513</b>	<b>\$ -</b>	<b>\$ -</b>

## N. POLICE STATION IMPROVEMENTS

<b>PROJECT NAME:</b>	N. Police Station Improvements		
<b>PROJECT DESCRIPTION:</b>	Building improvements to Police Station		
<b>BENEFIT TO THE COMMUNITY:</b>	Improve quality of facilities for Police services to the area		
<b>OPERATING BUDGET IMPACT:</b>	No operating impact.		
<hr/>			
<b>MANAGING DEPARTMENT:</b>	POLICE DEPT	<b>PROJECT TYPE:</b>	PUBLIC SAFETY
<b>ACCOUNT CODE:</b>	0508 660 1000	<b>PROJECT NO:</b>	22944

	Prior Years	FY17	Total
<b>FUNDING SOURCES</b>			
Fund Balance	\$ 77,197		\$ 77,197
Bond Proceeds			\$ -
Sales Tax (2009 LOST)			\$ -
Other			\$ -
Balance Forward		\$ 77,197	
<b>TOTAL FUNDING SOURCES</b>	<b>\$ 77,197</b>	<b>\$ 77,197</b>	<b>\$ 77,197</b>
<b>PROJECT COSTS</b>			
Professional Services			\$ -
Legal			\$ -
Architect/Engineering			\$ -
Appraisal/Negotiations			\$ -
Construction		\$ 77,197	\$ 77,197
Land Acquisition			\$ -
Furnishings & Equipment			\$ -
<b>BUDGETED EXPENDITURES</b>	<b>\$ -</b>	<b>\$ 77,197</b>	<b>\$ 77,197</b>
<b>BALANCE</b>			
	<b>\$ 77,197</b>	<b>\$ -</b>	<b>\$ -</b>

## COURT MANAGEMENT SYSTEM

<b>PROJECT NAME:</b>	Court Management System		
<b>PROJECT DESCRIPTION:</b>	Integrate all court related systems into one cloud based application		
<b>BENEFIT TO THE COMMUNITY:</b>	Enhances services provided by public safety agencies to citizens		
<b>OPERATING BUDGET IMPACT:</b>	No operating impact.		
<b>MANAGING DEPARTMENT:</b>	I.T.	<b>PROJECT TYPE:</b>	PUBLIC SAFETY
<b>ACCOUNT CODE:</b>	0508 660 1000	<b>PROJECT NO:</b>	22945

	Prior Years	FY17	Total
<b>FUNDING SOURCES</b>			
Fund Balance			\$ -
Bond Proceeds			\$ -
Sales Tax (2009 LOST)		\$ 300,000	\$ 300,000
Other			\$ -
Balance Forward		\$ -	
<b>TOTAL FUNDING SOURCES</b>	<b>\$ -</b>	<b>\$ 300,000</b>	<b>\$ 300,000</b>
<b>PROJECT COSTS</b>			
Professional Services		\$ 300,000	\$ 300,000
Legal			\$ -
Architect/Engineering			\$ -
Appraisal/Negotiations			\$ -
Construction			\$ -
Land Acquisition			\$ -
Furnishings & Equipment			\$ -
<b>BUDGETED EXPENDITURES</b>	<b>\$ -</b>	<b>\$ 300,000</b>	<b>\$ 300,000</b>
<b>BALANCE</b>	<b>\$ -</b>	<b>\$ -</b>	<b>\$ -</b>

## STATE CRIMINAL ALIEN ASSISTANCE PROGRAM

<b>PROJECT NAME:</b>	State Criminal Alien Assistance Program		
<b>PROJECT DESCRIPTION:</b>	US Bureau of Justice program which recompensates municipalities for correctional officers associated with incarcerating illegal immigrants		
<b>BENEFIT TO THE COMMUNITY:</b>	Reduced taxpayer burden for cost of incarcerating certain inmates		
<b>OPERATING BUDGET IMPACT:</b>	Reduced cost of correctional officer detail		
<b>MANAGING DEPARTMENT:</b>	CRIMINAL JUSTICE	<b>PROJECT TYPE:</b>	PUBLIC SAFETY
<b>ACCOUNT CODE:</b>	0508 660 1000	<b>PROJECT NO:</b>	22180

	Prior Years	FY17	Total
<b>FUNDING SOURCES</b>			
Fund Balance			\$ -
Bond Proceeds			\$ -
Sales Tax			\$ -
Other-State	\$ 579,403		\$ 579,403
Balance Forward		\$ 47,304	
<b>TOTAL FUNDING SOURCES</b>	<b>\$ 579,403</b>	<b>\$ 47,304</b>	<b>\$ 579,403</b>
<b>PROJECT COSTS</b>			
Program costs	\$ 532,099	\$ 47,304	\$ 579,403
Legal			\$ -
Architect/Engineering			\$ -
Appraisal/Negotiations			\$ -
Construction			\$ -
Land Acquisition			\$ -
Furnishings & Equipment			\$ -
<b>BUDGETED EXPENDITURES</b>	<b>\$ 532,099</b>	<b>\$ 47,304</b>	<b>\$ 579,403</b>
<b>BALANCE</b>	<b>\$ 47,304</b>	<b>\$ -</b>	<b>\$ -</b>

## GA JOBS T.I.P.S PROGRAM

<b>PROJECT NAME:</b>	Ga Jobs T.I.P.S Program		
<b>PROJECT DESCRIPTION:</b>	State of Georgia program for workforce reintegration or counseling		
<b>BENEFIT TO THE COMMUNITY:</b>	Provides workforce resources to the community		
<b>OPERATING BUDGET IMPACT:</b>	No impact on operational budget		
<hr/>			
<b>MANAGING DEPARTMENT:</b>	WIA	<b>PROJECT TYPE:</b>	PUBLIC SAFETY
<b>ACCOUNT CODE:</b>	0508 660 1000	<b>PROJECT NO:</b>	22202

	Prior Years	FY17	Total
<b>FUNDING SOURCES</b>			
Fund Balance			\$ -
Bond Proceeds			\$ -
Sales Tax			\$ -
Other-State	\$ 59,281		\$ 59,281
Balance Forward		\$ 25,756	
<b>TOTAL FUNDING SOURCES</b>	<b>\$ 59,281</b>	<b>\$ 25,756</b>	<b>\$ 59,281</b>
<hr/>			
<b>PROJECT COSTS</b>			
Program costs	\$ 33,525	\$ 25,756	\$ 59,281
Legal			\$ -
Architect/Engineering			\$ -
Appraisal/Negotiations			\$ -
Construction			\$ -
Land Acquisition			\$ -
Furnishings & Equipment			\$ -
<b>BUDGETED EXPENDITURES</b>	<b>\$ 33,525</b>	<b>\$ 25,756</b>	<b>\$ 59,281</b>
<hr/>			
<b>BALANCE</b>	<b>\$ 25,756</b>	<b>\$ -</b>	<b>\$ -</b>



## JAIL WATER HEATER WITH GAS PACKAGE

<b>PROJECT NAME:</b>	Fire Station No. 4 Roof Replacement		
<b>PROJECT DESCRIPTION:</b>	Replace roof at Fire Station No. 4		
<b>BENEFIT TO THE COMMUNITY:</b>	Infrastructure improvement at the fire station		
<b>OPERATING BUDGET IMPACT:</b>	No operating impact.		
<b>MANAGING DEPARTMENT:</b>	PUBLIC WORKS	<b>PROJECT TYPE:</b>	PUBLIC SAFETY
<b>ACCOUNT CODE:</b>	0109 260 9901	<b>PROJECT NO:</b>	96043

	Prior Years	FY17	Total
<b>FUNDING SOURCES</b>			
Fund Balance			\$ -
Bond Proceeds			\$ -
Sales Tax (2009 LOST)	\$ 130,000		\$ 130,000
Other			\$ -
Balance Forward		\$ 125,725	
<b>TOTAL FUNDING SOURCES</b>	<b>\$ 130,000</b>	<b>\$ 125,725</b>	<b>\$ 130,000</b>
<b>PROJECT COSTS</b>			
Professional Services			\$ -
Legal			\$ -
Architect/Engineering			\$ -
Appraisal/Negotiations			\$ -
Construction	\$ 4,275	\$ 125,725	\$ 130,000
Land Acquisition			\$ -
Furnishings & Equipment			\$ -
<b>BUDGETED EXPENDITURES</b>	<b>\$ 4,275</b>	<b>\$ 125,725</b>	<b>\$ 130,000</b>
<b>BALANCE</b>	<b>\$ 125,725</b>	<b>\$ -</b>	<b>\$ -</b>

## MCP AIR HANDLER REPLACEMENT

<b>PROJECT NAME:</b>	MCP Air Handler Replacement		
<b>PROJECT DESCRIPTION:</b>	Replace air handler at the Muscogee County Prison.		
<b>BENEFIT TO THE COMMUNITY:</b>	Improved air quality at Muscogee County Prison.		
<b>OPERATING BUDGET IMPACT:</b>	No operating impact.		
<b>MANAGING DEPARTMENT:</b>	PUBLIC WORKS	<b>PROJECT TYPE:</b>	PUBLIC SAFETY
<b>ACCOUNT CODE:</b>	0109 260 9901	<b>PROJECT NO:</b>	96044

	Prior Years	FY17	Total
<b>FUNDING SOURCES</b>			
Fund Balance			\$ -
Bond Proceeds			\$ -
Sales Tax (2009 LOST)	\$ 72,000		\$ 72,000
Other			\$ -
Balance Forward		\$ 72,000	
<b>TOTAL FUNDING SOURCES</b>	<b>\$ 72,000</b>	<b>\$ 72,000</b>	<b>\$ 72,000</b>
<b>PROJECT COSTS</b>			
Professional Services			\$ -
Legal			\$ -
Architect/Engineering			\$ -
Appraisal/Negotiations			\$ -
Construction		\$ 72,000	\$ 72,000
Land Acquisition			\$ -
Furnishings & Equipment			\$ -
<b>BUDGETED EXPENDITURES</b>	<b>\$ -</b>	<b>\$ 72,000</b>	<b>\$ 72,000</b>
<b>BALANCE</b>	<b>\$ 72,000</b>	<b>\$ -</b>	<b>\$ -</b>

## JAIL WATER HEATER STORAGE TANK

<b>PROJECT NAME:</b>	Jail Water Heater Storage Tank		
<b>PROJECT DESCRIPTION:</b>	Replace water heater storage tank at the Muscogee County Jail.		
<b>BENEFIT TO THE COMMUNITY:</b>	Improved water control at Muscogee County Jail.		
<b>OPERATING BUDGET IMPACT:</b>	No operating impact.		
<b>MANAGING DEPARTMENT:</b>	PUBLIC WORKS	<b>PROJECT TYPE:</b>	PUBLIC SAFETY
<b>ACCOUNT CODE:</b>	0109 260 9901	<b>PROJECT NO:</b>	96045

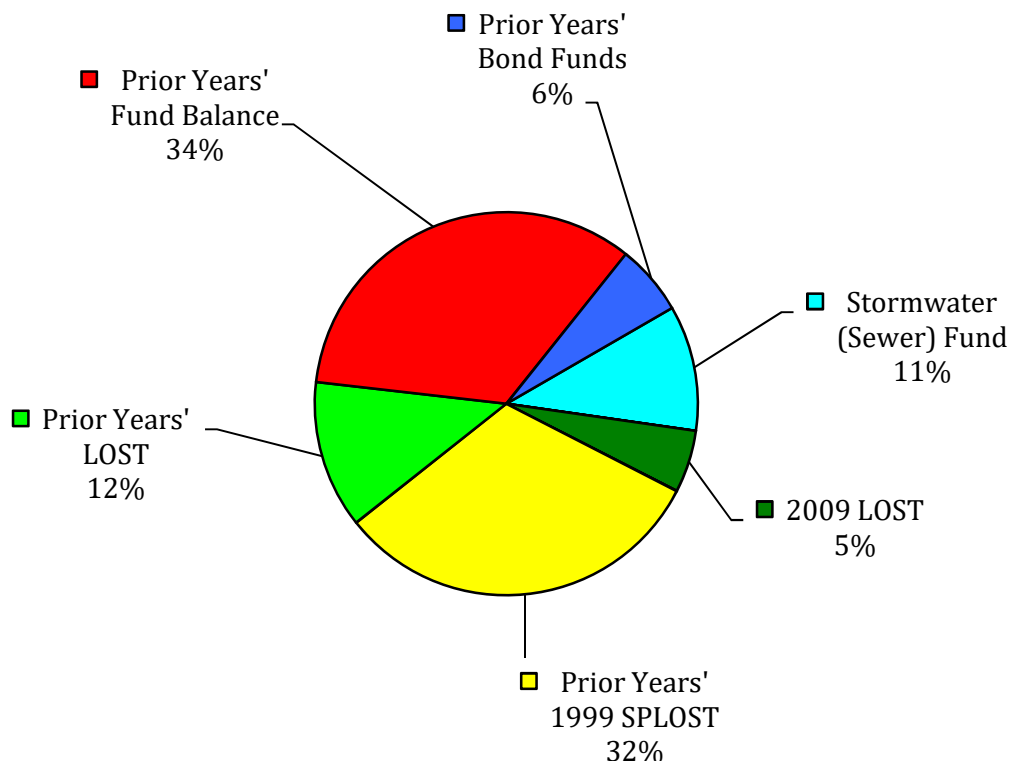
	Prior Years	FY17	Total
<b>FUNDING SOURCES</b>			
Fund Balance			\$ -
Bond Proceeds			\$ -
Sales Tax (2009 LOST)	\$ 60,000		\$ 60,000
Other			\$ -
Balance Forward		\$ 54,991	
<b>TOTAL FUNDING SOURCES</b>	<b>\$ 60,000</b>	<b>\$ 54,991</b>	<b>\$ 60,000</b>
<b>PROJECT COSTS</b>			
Professional Services			\$ -
Legal			\$ -
Architect/Engineering			\$ -
Appraisal/Negotiations			\$ -
Construction	\$ 5,009	\$ 54,991	\$ 60,000
Land Acquisition			\$ -
Furnishings & Equipment			\$ -
<b>BUDGETED EXPENDITURES</b>	<b>\$ 5,009</b>	<b>\$ 54,991</b>	<b>\$ 60,000</b>
<b>BALANCE</b>	<b>\$ 54,991</b>	<b>\$ -</b>	<b>\$ -</b>

# DRAINAGE SUMMARY

---

## FY17 FINANCING METHOD

**\$9,472,141**



## FY17 FINANCING FOR DRAINAGE PROJECTS

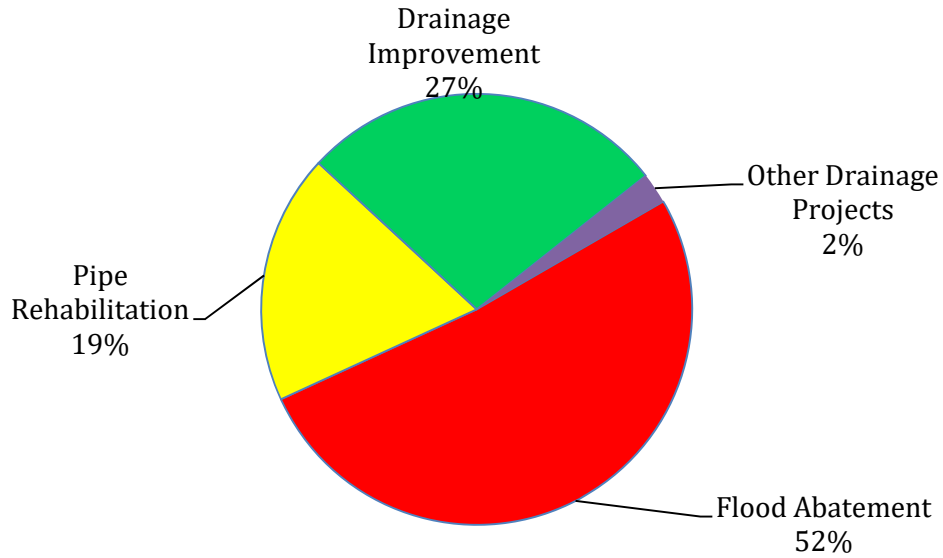
<u>METHOD/SOURCE</u>	<u>AMOUNT</u>
Stormwater (Sewer) Fund	\$1,003,179
1999 SPLOST	\$0
2009 LOST	\$500,000
Bond Proceeds	\$0
Prior Years' 1999 SPLOST	\$3,013,273
Prior Years' LOST	\$1,181,814
Prior Years' Fund Balance	\$3,211,357
Prior Years' Bond Funds	\$562,518
<b>FY17 TOTAL</b>	<b><u><u>\$9,472,141</u></u></b>

# DRAINAGE SUMMARY

---

## FY17 PROJECT COSTS

**\$9,472,141**



## FY17 DRAINAGE PROJECTS

<u>Type of Project</u>	<u>AMOUNT</u>
Flood Abatement	4,876,804
Pipe Rehabilitation	1,773,831
Drainage Improvement	2,601,425
Other Drainage Projects	220,081
<b>FY17 TOTAL</b>	<b><u><u>\$9,472,141</u></u></b>

# DRAINAGE SUMMARY

## FIVE YEAR FORECAST STORMWATER (SEWER) FUND CAPITAL IMPROVEMENT PROJECTS

		Carryforward	FY17	FY18	FY19	FY20	Total
<b>FUNDING SOURCES</b>							
Stormwater (Sewer) Fund		\$ 3,211,357	\$ 1,003,179	\$ 800,000	\$ 800,000	\$ 800,000	\$ 6,614,536
Bond Proceeds		\$ 562,518	\$ -				\$ 562,518
Sales Tax (2009 LOST)		\$ 1,181,814	\$ 500,000	\$ 500,000	\$ 500,000	\$ 500,000	\$ 3,181,814
Sales Tax (1999 SPLOST)		\$ 3,013,273	\$ -				\$ 3,013,273
Balance Forward		\$ -	\$ -				\$ -
<b>TOTAL FUNDING</b>		<b>\$ 7,968,962</b>	<b>\$ 1,503,179</b>	<b>\$ 1,300,000</b>	<b>\$ 1,300,000</b>	<b>\$ 1,300,000</b>	<b>\$ 13,372,141</b>
			<b>\$ 9,472,141</b>				
<b>PROJECT COSTS</b>	<b>Type</b>	<b>Prior to FY17</b>	<b>FY17</b>	<b>FY18</b>	<b>FY19</b>	<b>FY20</b>	<b>Total</b>
Sewer Fund Contingency	Other	\$ 6,086	\$ 145,341				\$ 151,427
6th Ave Flood Abatement	Flood Abatement	\$ 24,060,237	\$ 243,291				\$ 24,303,528
19th St Flood Abatement	Flood Abatement	\$ 461,795	\$ 4,350,901				\$ 4,812,696
Cherokee Retaining Wall	Improvement	\$ 1,348,680	\$ 500,008				\$ 1,848,688
Cusseta Road Fold Pack	Flood Abatement	\$ 367,481	\$ 282,612				\$ 650,093
Oakland Park Drainage	Improvement	\$ 1,369,190	\$ 453,938				\$ 1,823,128
Breeds Hill Loop	Improvement	\$ 29,230	\$ 50,000				\$ 79,230
LOST Stormwater	Improvement	\$ 100,730	\$ 1,582,281	\$ 500,000	\$ 500,000	\$ 500,000	\$ 3,183,011
Riverwalk Renovations	Improvement	\$ 3,305,576	\$ 15,198				\$ 3,320,774
Fleet Management/EPA	Other	\$ 1,083,267	\$ 54,515				\$ 1,137,782
Bay Avenue Sewer Replace	Pipe Rehab	\$ 787,884	\$ 36,666				\$ 824,550
Pipe Rehabilitation	Pipe Rehab	\$ 4,660,507	\$ 1,705,076	\$ 800,000	\$ 800,000	\$ 800,000	\$ 8,765,583
Talbotton Rd Stormwater	Pipe Rehab	\$ 138,711	\$ 32,089				\$ 170,800
Mobley Road Drainage Study	Other	\$ 30,407	\$ 20,225				\$ 50,632
<b>TOTAL PROJECT COSTS</b>		<b>\$ 37,749,781</b>	<b>\$ 9,472,141</b>	<b>\$ 1,300,000</b>	<b>\$ 1,300,000</b>	<b>\$ 1,300,000</b>	<b>\$ 51,121,922</b>

## SEWER FUND CONTINGENCY

<b>PROJECT NAME:</b>	Sewer Fund Contingency		
<b>PROJECT DESCRIPTION:</b>	Funds set aside annually to cover various expenditures related to Stormwater and Flood Abatement within Muscogee County		
<b>BENEFIT TO THE COMMUNITY:</b>	Prevention risk of stormwater overflow damage to adjacent areas and to comply with established State and Federal requirements		
<b>OPERATING BUDGET IMPACT:</b>	No impact on Operating Budget		
<b>MANAGING DEPARTMENT:</b>	ENGINEERING	<b>PROJECT TYPE:</b>	DRAINAGE
<b>ACCOUNT CODE:</b>	0508 660 2000	<b>PROJECT NO:</b>	20200

	Prior Years	FY17	Total
<b>FUNDING SOURCES</b>			
Stormwater (Sewer) Fund	\$ 151,427		\$ 151,427
Bond Proceeds			\$ -
Sales Tax			\$ -
Other			\$ -
Balance Forward		\$ 145,341	
<b>TOTAL FUNDING SOURCES</b>	<b>\$ 151,427</b>	<b>\$ 145,341</b>	<b>\$ 151,427</b>
<b>PROJECT COSTS</b>			
Professional Services			\$ -
Legal			\$ -
Architect/Engineering		\$ 50,000	\$ 50,000
Appraisal/Negotiations			\$ -
Construction	\$ 6,086	\$ 95,341	\$ 101,427
Land Acquisition			\$ -
Furnishings & Equipment			\$ -
<b>BUDGETED EXPENDITURES</b>	<b>\$ 6,086</b>	<b>\$ 145,341</b>	<b>\$ 151,427</b>
<b>BALANCE</b>	<b>\$ 145,341</b>	<b>\$ -</b>	<b>\$ -</b>

## 6TH AVENUE FLOOD ABATEMENT

<b>PROJECT NAME:</b>	6th Avenue Flood Abatement		
<b>PROJECT DESCRIPTION:</b>	Construct enhancements to the stormwater infrastructure in the area surrounding 6th Avenue, including planning, design, and construction.		
<b>BENEFIT TO THE COMMUNITY:</b>	Improved infrastructure for citizens and property owners in area surrounding 6th Avenue and reduced exposure to liability for potential damage caused by deteriorated systems.		
<b>OPERATING BUDGET IMPACT:</b>	Reduces exposure for maintenance and repair costs and potential liability from damage caused by failed infrastructure.		
<b>MANAGING DEPARTMENT:</b>	ENGINEERING 0508 660 2000, 0540 695 2127, 0558 800 2170,	<b>PROJECT TYPE:</b>	FLOOD ABATEMENT
<b>ACCOUNT CODE:</b>	0559 800 2171	<b>PROJECT NO:</b>	20797,53054, 81002, 82007

	Prior Years	FY17	Total
<b>FUNDING SOURCES</b>			
Stormwater (Sewer) Fund	\$ 2,149,236		\$ 2,149,236
Bond Proceeds	\$ 21,944,834		\$ 21,944,834
Sales Tax (1999 SPLOST)	\$ 209,458		\$ 209,458
Other			\$ -
Balance Forward		\$ 243,291	
<b>TOTAL FUNDING SOURCES</b>	<b>\$ 24,303,528</b>	<b>\$ 243,291</b>	<b>\$ 24,303,528</b>
<b>PROJECT COSTS</b>			
Professional Services			\$ -
Legal			\$ -
Architect/Engineering	\$ 1,658,809		\$ 1,658,809
Appraisal/Negotiations	\$ 949		\$ 949
Construction	\$ 22,400,479	\$ 243,291	\$ 22,643,770
Land Acquisition			\$ -
Furnishings & Equipment			\$ -
<b>BUDGETED EXPENDITURES</b>	<b>\$ 24,060,237</b>	<b>\$ 243,291</b>	<b>\$ 24,303,528</b>
<b>BALANCE</b>	<b>\$ 243,291</b>	<b>\$ -</b>	<b>\$ -</b>



## 19TH STREET FLOOD ABATEMENT (MERITAS)

<b>PROJECT NAME:</b>	19th Street Flood Abatement (Meritas)		
<b>PROJECT DESCRIPTION:</b>	Research, design and construct roadways to prevent flooding of area surrounding 19th Street near Meritas		
<b>BENEFIT TO THE COMMUNITY:</b>	Reduced risk exposure for citizens and property owners from potential damage caused by flooding as well as improved quality of road accessibility for commuting citizens		
<b>OPERATING BUDGET IMPACT:</b>	Reduced exposure for repair and maintenance costs that could result from flooding		
<b>MANAGING DEPARTMENT:</b>	ENGINEERING 0508 660 2000, 0554 200 2439 and	<b>PROJECT TYPE:</b>	FLOOD ABATEMENT
<b>ACCOUNT CODE:</b>	0540 695 2127	<b>PROJECT NO:</b>	21120, 40243, 53032

	Prior Years	FY17	Total
<b>FUNDING SOURCES</b>			
Stormwater (Sewer) Fund	\$ 1,128,423		\$ 1,128,423
Bond Proceeds	\$ 1,160,511		\$ 1,160,511
Sales Tax (1999 SPLOST)	\$ 2,523,762		\$ 2,523,762
Other			\$ -
Balance Forward		\$ 4,350,901	
<b>TOTAL FUNDING SOURCES</b>	<b>\$ 4,812,696</b>	<b>\$ 4,350,901</b>	<b>\$ 4,812,696</b>
<b>PROJECT COSTS</b>			
Professional Services			\$ -
Legal	\$ 1,840		\$ 1,840
Architect/Engineering	\$ 200,000	\$ 250,000	\$ 450,000
Appraisal/Negotiations			\$ -
Construction	\$ 259,955	\$ 4,000,901	\$ 4,260,856
Land Acquisition		\$ 100,000	\$ 100,000
Furnishings & Equipment			\$ -
<b>BUDGETED EXPENDITURES</b>	<b>\$ 461,795</b>	<b>\$ 4,350,901</b>	<b>\$ 4,812,696</b>
<b>BALANCE</b>	<b>\$ 4,350,901</b>	<b>\$ -</b>	<b>\$ -</b>

## CHEROKEE RETAINING WALL

<b>PROJECT NAME:</b>	Cherokee Retaining Wall		
<b>PROJECT DESCRIPTION:</b>	Replace existing retaining wall, constructed in the 1950's, which supports the banks on either side of the ravine along Cherokee Avenue, portions of which collapsed.		
<b>BENEFIT TO THE COMMUNITY:</b>	Protect citizens and property owners from safety hazards and property damage caused by wall failure		
<b>OPERATING BUDGET IMPACT:</b>	Reduction of maintenance costs and reduced liability exposure		
<b>MANAGING DEPARTMENT:</b>	ENGINEERING 0508 660 2000 and	<b>PROJECT TYPE:</b>	DRAINAGE
<b>ACCOUNT CODE:</b>	0540 695 2127	<b>PROJECT NO:</b>	20757, 50805, 21129

	Prior Years	FY17	Total
<b>FUNDING SOURCES</b>			
Stormwater (Sewer) Fund	\$ 1,265,118		\$ 1,265,118
Bond Proceeds			\$ -
Sales Tax (1999 SPLOST)	\$ 583,570		\$ 583,570
Other			\$ -
Balance Forward		\$ 500,008	
<b>TOTAL FUNDING SOURCES</b>	<b>\$ 1,848,688</b>	<b>\$ 500,008</b>	<b>\$ 1,848,688</b>
<b>PROJECT COSTS</b>			
Professional Services			\$ -
Legal			\$ -
Architect/Engineering	\$ 55,007		\$ 55,007
Appraisal/Negotiations			\$ -
Construction	\$ 1,293,673	\$ 500,008	\$ 1,793,681
Land Acquisition			\$ -
Furnishings & Equipment			\$ -
<b>BUDGETED EXPENDITURES</b>	<b>\$ 1,348,680</b>	<b>\$ 500,008</b>	<b>\$ 1,848,688</b>
<b>BALANCE</b>	<b>\$ 500,008</b>	<b>\$ -</b>	<b>\$ -</b>

## CUSSETA ROAD FOLD PACK

<b>PROJECT NAME:</b>	Cusseta Road Fold Pack		
<b>PROJECT DESCRIPTION:</b>	Research, design, and construction of roadways to prevent flooding of surrounding areas		
<b>BENEFIT TO THE COMMUNITY:</b>	Reduces exposure to future liability from risk of damage to nearby structures caused by flooding		
<b>OPERATING BUDGET IMPACT:</b>	Reduces exposure for repair and maintenance costs		
<b>MANAGING DEPARTMENT:</b>	ENGINEERING 0508 660 2000 and 0540	<b>PROJECT TYPE:</b>	FLOOD ABATEMENT
<b>ACCOUNT CODE:</b>	695 2127	<b>PROJECT NO:</b>	21121, 21122 and 50803

	Prior Years	FY17	Total
<b>FUNDING SOURCES</b>			
Stormwater (Sewer) Fund	\$ 496,925		\$ 496,925
Bond Proceeds			\$ -
Sales Tax (1999 SPLOST)	\$ 153,168		\$ 153,168
Other			\$ -
Balance Forward		\$ 282,612	
<b>TOTAL FUNDING SOURCES</b>	<b>\$ 650,093</b>	<b>\$ 282,612</b>	<b>\$ 650,093</b>
<b>PROJECT COSTS</b>			
Professional Services	\$ 1,980	\$ 10,000	\$ 11,980
Legal	\$ 2,065	\$ 10,000	\$ 12,065
Architect/Engineering	\$ 3,877		\$ 3,877
Appraisal/Negotiations	\$ 2,040	\$ 10,000	\$ 12,040
Construction	\$ 349,519	\$ 242,612	\$ 592,131
Land Acquisition	\$ 8,000	\$ 10,000	\$ 18,000
Furnishings & Equipment			\$ -
<b>BUDGETED EXPENDITURES</b>	<b>\$ 367,481</b>	<b>\$ 282,612</b>	<b>\$ 650,093</b>
<b>BALANCE</b>	<b>\$ 282,612</b>	<b>\$ -</b>	<b>\$ -</b>

## OAKLAND PARK DRAINAGE

<b>PROJECT NAME:</b>	Oakland Park Drainage		
<b>PROJECT DESCRIPTION:</b>	Repair or replace existing pipes to improve drainage flow		
<b>BENEFIT TO THE COMMUNITY:</b>	Reduces exposure to liability for damages to nearby structures caused by failed pipe systems or drainage.		
<b>OPERATING BUDGET IMPACT:</b>	Reduced exposure for repair or maintenance costs.		
<b>MANAGING DEPARTMENT:</b>	ENGINEERING 0508 660 2000 and	<b>PROJECT TYPE:</b>	DRAINAGE
<b>ACCOUNT CODE:</b>	0540 695 2127	<b>PROJECT NO:</b>	21110 and 53041

	Prior Years	FY17	Total
<b>FUNDING SOURCES</b>			
Stormwater (Sewer) Fund	\$ 441,388		\$ 441,388
Bond Proceeds			\$ -
Sales Tax (1999 SPLOST)	\$ 1,381,740		\$ 1,381,740
Other			\$ -
Balance Forward		\$ 453,938	
<b>TOTAL FUNDING SOURCES</b>	<b>\$ 1,823,128</b>	<b>\$ 453,938</b>	<b>\$ 1,823,128</b>
<b>PROJECT COSTS</b>			
Professional Services			\$ -
Legal			\$ -
Architect/Engineering	\$ 458,575	\$ 10,000	\$ 468,575
Appraisal/Negotiations			\$ -
Construction	\$ 910,615	\$ 443,938	\$ 1,354,553
Land Acquisition			\$ -
Furnishings & Equipment			\$ -
<b>BUDGETED EXPENDITURES</b>	<b>\$ 1,369,190</b>	<b>\$ 453,938</b>	<b>\$ 1,823,128</b>
<b>BALANCE</b>	<b>\$ 453,938</b>	<b>\$ 0</b>	<b>\$ 0</b>

## BREEDS HILL LOOP

<b>PROJECT NAME:</b>	Breeds Hill Loop		
<b>PROJECT DESCRIPTION:</b>	Conduct study for prevention of flooding and associated flood damage in the area of Breeds Hill Loop		
<b>BENEFIT TO THE COMMUNITY:</b>	Reduces exposure to citizens and property owners for risk of property damage or other injury caused by flooding or failed drainage systems		
<b>OPERATING BUDGET IMPACT:</b>	Reduced exposure to repair or maintenance costs		
<b>MANAGING DEPARTMENT:</b>	ENGINEERING	<b>PROJECT TYPE:</b>	DRAINAGE
<b>ACCOUNT CODE:</b>	0508 660 2000	<b>PROJECT NO:</b>	21113, 21123

	Prior Years	FY17	Total
<b>FUNDING SOURCES</b>			
Stormwater (Sewer) Fund	\$ 79,230		\$ 79,230
Bond Proceeds			\$ -
Sales Tax			\$ -
Other			\$ -
Balance Forward		\$ 50,000	
<b>TOTAL FUNDING SOURCES</b>	<b>\$ 79,230</b>	<b>\$ 50,000</b>	<b>\$ 79,230</b>
<b>PROJECT COSTS</b>			
Professional Services	\$ 29,230	\$ 50,000	\$ 79,230
Legal			\$ -
Architect/Engineering			\$ -
Appraisal/Negotiations			\$ -
Construction			\$ -
Land Acquisition			\$ -
Furnishings & Equipment			\$ -
<b>BUDGETED EXPENDITURES</b>	<b>\$ 29,230</b>	<b>\$ 50,000</b>	<b>\$ 79,230</b>
<b>BALANCE</b>	<b>\$ 50,000</b>	<b>\$ -</b>	<b>\$ -</b>

## LOCAL OPTION SALES TAX STORMWATER FUNDS

<b>PROJECT NAME:</b>	LOST Stormwater Funds		
<b>PROJECT DESCRIPTION:</b>	Systematic funding of necessary and prudent investment in stormwater systems. Specified project budgets are established out of the LOST Stormwater Funds.		
<b>BENEFIT TO THE COMMUNITY:</b>	Sustained investment in infrastructure to ensure safety for citizens and property owners from risks associated with deteriorated or failed stormwater drainage systems		
<b>OPERATING BUDGET IMPACT:</b>	Reduced exposure for unexpected repair or maintenance costs associated with system failures or flooding		
<b>MANAGING DEPARTMENT:</b>	ENGINEERING	<b>PROJECT TYPE:</b>	DRAINAGE
<b>ACCOUNT CODE:</b>	0109 250 9901	<b>PROJECT NO:</b>	94001

	Prior Years	FY17	Total
<b>FUNDING SOURCES</b>			
Stormwater (Sewer) Fund			\$ -
Bond Proceeds			\$ -
Sales Tax (2009 LOST)	\$ 1,183,011	\$ 500,000	\$ 1,683,011
Other			\$ -
Balance Forward		\$ 1,082,281	
<b>TOTAL FUNDING SOURCES</b>	<b>\$ 1,183,011</b>	<b>\$ 1,582,281</b>	<b>\$ 1,683,011</b>
<b>PROJECT COSTS</b>			
Professional Services		\$ 50,000	\$ 50,000
Legal		\$ 50,000	\$ 50,000
Architect/Engineering		\$ 100,000	\$ 100,000
Appraisal/Negotiations			\$ -
Construction	\$ 100,730	\$ 898,743	\$ 999,473
Land Acquisition		\$ 483,538	\$ 483,538
Furnishings & Equipment			\$ -
<b>BUDGETED EXPENDITURES</b>	<b>\$ 100,730</b>	<b>\$ 1,582,281</b>	<b>\$ 1,683,011</b>
<b>BALANCE</b>	<b>\$ 1,082,281</b>	<b>\$ -</b>	<b>\$ -</b>

## RIVERWALK RENOVATIONS

<b>PROJECT NAME:</b>	Riverwalk Renovations		
<b>PROJECT DESCRIPTION:</b>	Stabilization and renovation of banks along the Chattahoochee Riverwalk		
<b>BENEFIT TO THE COMMUNITY:</b>	Improved infrastructure for Chattahoochee Riverwalk which accrues environmental, recreational and industrial benefit to citizens and property owners; reduced safety risk		
<b>OPERATING BUDGET IMPACT:</b>	Reduced exposure to liability resulting from failed riverbank stability		
<b>MANAGING DEPARTMENT:</b>	ENGINEERING	<b>PROJECT TYPE:</b>	DRAINAGE
<b>ACCOUNT CODE:</b>	0109 250 9901	<b>PROJECT NO:</b>	94003

	Prior Years	FY17	Total
<b>FUNDING SOURCES</b>			
Stormwater (Sewer) Fund			\$ -
Bond Proceeds			\$ -
Sales Tax (2009 LOST)	\$ 3,320,774		\$ 3,320,774
Other			\$ -
Balance Forward		\$ 15,198	
<b>TOTAL FUNDING SOURCES</b>	<b>\$ 3,320,774</b>	<b>\$ 15,198</b>	<b>\$ 3,320,774</b>
<b>PROJECT COSTS</b>			
Professional Services			\$ -
Legal			\$ -
Architect/Engineering	\$ 196,373		\$ 196,373
Appraisal/Negotiations			\$ -
Construction	\$ 3,109,203	\$ 15,198	\$ 3,124,401
Land Acquisition			\$ -
Furnishings & Equipment			\$ -
<b>BUDGETED EXPENDITURES</b>	<b>\$ 3,305,576</b>	<b>\$ 15,198</b>	<b>\$ 3,320,774</b>
<b>BALANCE</b>	<b>\$ 15,198</b>	<b>\$ -</b>	<b>\$ -</b>

## FLEET MANAGEMENT EPA

<b>PROJECT NAME:</b>	Fleet Management EPA		
<b>PROJECT DESCRIPTION:</b>	Bring the Fleet Maintenance Complex into compliance with EPA Clean Water Act, Includes installation of oil/water separator drainage system connected to sanitary sewer		
<b>BENEFIT TO THE COMMUNITY:</b>	Oil/water separators will prevent contaminated water from polluting the area's streams and rivers and help protect wildlife and the environment		
<b>OPERATING BUDGET IMPACT:</b>	Ensures compliance with U.S. EPA requirements and reduces exposure to risk of violations of the Clean Water Act. Such violations can cost \$20,000 per day in fines.		
<b>MANAGING DEPARTMENT:</b>	PUBLIC WORKS	<b>PROJECT TYPE:</b>	OTHER
<b>ACCOUNT CODE:</b>	0508 660 2000	<b>PROJECT NO:</b>	20771

	Prior Years	FY17	Total
<b>FUNDING SOURCES</b>			
Stormwater (Sewer) Fund	\$ 1,137,782		\$ 1,137,782
Bond Proceeds			\$ -
Sales Tax			\$ -
Other			\$ -
Balance Forward		\$ 54,515	
<b>TOTAL FUNDING SOURCES</b>	<b>\$ 1,137,782</b>	<b>\$ 54,515</b>	<b>\$ 1,137,782</b>
<b>PROJECT COSTS</b>			
Professional Services			\$ -
Legal			\$ -
Architect/Engineering	\$ 531,404	\$ 54,515	\$ 585,919
Appraisal/Negotiations			\$ -
Construction	\$ 551,863		\$ 551,863
Land Acquisition			\$ -
Furnishings & Equipment			\$ -
<b>BUDGETED EXPENDITURES</b>	<b>\$ 1,083,267</b>	<b>\$ 54,515</b>	<b>\$ 1,137,782</b>
<b>BALANCE</b>	<b>\$ 54,515</b>	<b>\$ -</b>	<b>\$ -</b>



## BAY AVENUE SEWER REPLACEMENT

<b>PROJECT NAME:</b>	Bay Avenue Sewer Replacement		
<b>PROJECT DESCRIPTION:</b>	Repair and/or replace sewer pipeline on Bay Avenue		
<b>BENEFIT TO THE COMMUNITY:</b>	Improved infrastructure for citizens and property owners		
<b>OPERATING BUDGET IMPACT:</b>	Reduced exposure to maintenance and repair costs		
<b>MANAGING DEPARTMENT:</b>	ENGINEERING	<b>PROJECT TYPE:</b>	PIPE REHAB
<b>ACCOUNT CODE:</b>	0508 660 2000	<b>PROJECT NO:</b>	21125

	Prior Years	FY17	Total
<b>FUNDING SOURCES</b>			
Stormwater (Sewer) Fund	\$ 824,550		\$ 824,550
Bond Proceeds			\$ -
Sales Tax (2009 LOST)			\$ -
Other			\$ -
Balance Forward		\$ 36,666	
<b>TOTAL FUNDING SOURCES</b>	<b>\$ 824,550</b>	<b>\$ 36,666</b>	<b>\$ 824,550</b>
<b>PROJECT COSTS</b>			
Professional Services			\$ -
Legal			\$ -
Architect/Engineering	\$ 8,505	\$ 10,000	\$ 18,505
Appraisal/Negotiations	\$ 1,327		\$ 1,327
Construction	\$ 778,052	\$ 26,666	\$ 804,718
Land Acquisition			\$ -
Furnishings & Equipment			\$ -
<b>BUDGETED EXPENDITURES</b>	<b>\$ 787,884</b>	<b>\$ 36,666</b>	<b>\$ 824,550</b>
<b>BALANCE</b>	<b>\$ 36,666</b>	<b>\$ -</b>	<b>\$ -</b>

## PIPE REHABILITATION

<b>PROJECT NAME:</b>	Pipe Rehab		
<b>PROJECT DESCRIPTION:</b>	Funding set aside annually for the repair and/or replacement of deteriorated combined sewers in Columbus		
<b>BENEFIT TO THE COMMUNITY:</b>	Reduced exposure for citizens and property owners for safety hazards or property damage caused by deteriorating or collapsing storm sewer systems.		
<b>OPERATING BUDGET IMPACT:</b>	Reduced exposure for City right-of-way, building or other property damage as well as reduced liability exposure		
<b>MANAGING DEPARTMENT:</b>	ENGINEERING 0508 660 2000 and	<b>PROJECT TYPE:</b>	PIPE REHAB
<b>ACCOUNT CODE:</b>	0109 250 9901	<b>PROJECT NO:</b>	20770, 21126,94005,94009

	Prior Years	FY17	Total
<b>FUNDING SOURCES</b>			
Stormwater (Sewer) Fund	\$ 4,137,328	\$ 1,003,179	\$ 5,140,507
Bond Proceeds			\$ -
Sales Tax (2009 LOST)	\$ 1,225,076		\$ 1,225,076
Other			\$ -
Balance Forward		\$ 701,897	
<b>TOTAL FUNDING SOURCES</b>	<b>\$ 5,362,404</b>	<b>\$ 1,705,076</b>	<b>\$ 6,365,583</b>
<b>PROJECT COSTS</b>			
Professional Services		\$ 25,000	\$ 25,000
Legal		\$ 25,000	\$ 25,000
Architect/Engineering	\$ 119,922	\$ 125,000	\$ 244,922
Appraisal/Negotiations			\$ -
Construction	\$ 4,540,585	\$ 1,530,076	\$ 6,070,661
Land Acquisition			\$ -
Furnishings & Equipment			\$ -
<b>BUDGETED EXPENDITURES</b>	<b>\$ 4,660,507</b>	<b>\$ 1,705,076</b>	<b>\$ 6,365,583</b>
<b>BALANCE</b>	<b>\$ 701,897</b>	<b>\$ -</b>	<b>\$ -</b>

## TALBOTTON ROAD STORMWATER

<b>PROJECT NAME:</b>	Talbotton Road Stormwater		
<b>PROJECT DESCRIPTION:</b>	Repair and/or replace sewer pipeline on Talbotton Rd		
<b>BENEFIT TO THE COMMUNITY:</b>	Improved infrastructure for citizens and property owners		
<b>OPERATING BUDGET IMPACT:</b>	Reduced exposure to maintenance and repair costs		
<b>MANAGING DEPARTMENT:</b>	ENGINEERING	<b>PROJECT TYPE:</b>	PIPE REHAB
<b>ACCOUNT CODE:</b>	0109 250 9901	<b>PROJECT NO:</b>	94012

	Prior Years	FY17	Total
<b>FUNDING SOURCES</b>			
Stormwater (Sewer) Fund			\$ -
Bond Proceeds			\$ -
Sales Tax (2009 LOST)	\$ 170,800		\$ 170,800
Other			\$ -
Balance Forward		\$ 32,089	
<b>TOTAL FUNDING SOURCES</b>	<b>\$ 170,800</b>	<b>\$ 32,089</b>	<b>\$ 170,800</b>
<b>PROJECT COSTS</b>			
Professional Services			\$ -
Legal			\$ -
Architect/Engineering	\$ 138,711	\$ 32,089	\$ 170,800
Appraisal/Negotiations			\$ -
Construction			\$ -
Land Acquisition			\$ -
Furnishings & Equipment			\$ -
<b>BUDGETED EXPENDITURES</b>	<b>\$ 138,711</b>	<b>\$ 32,089</b>	<b>\$ 170,800</b>
<b>BALANCE</b>	<b>\$ 32,089</b>	<b>\$ -</b>	<b>\$ -</b>

## MOBLEY ROAD DRAINAGE STUDY

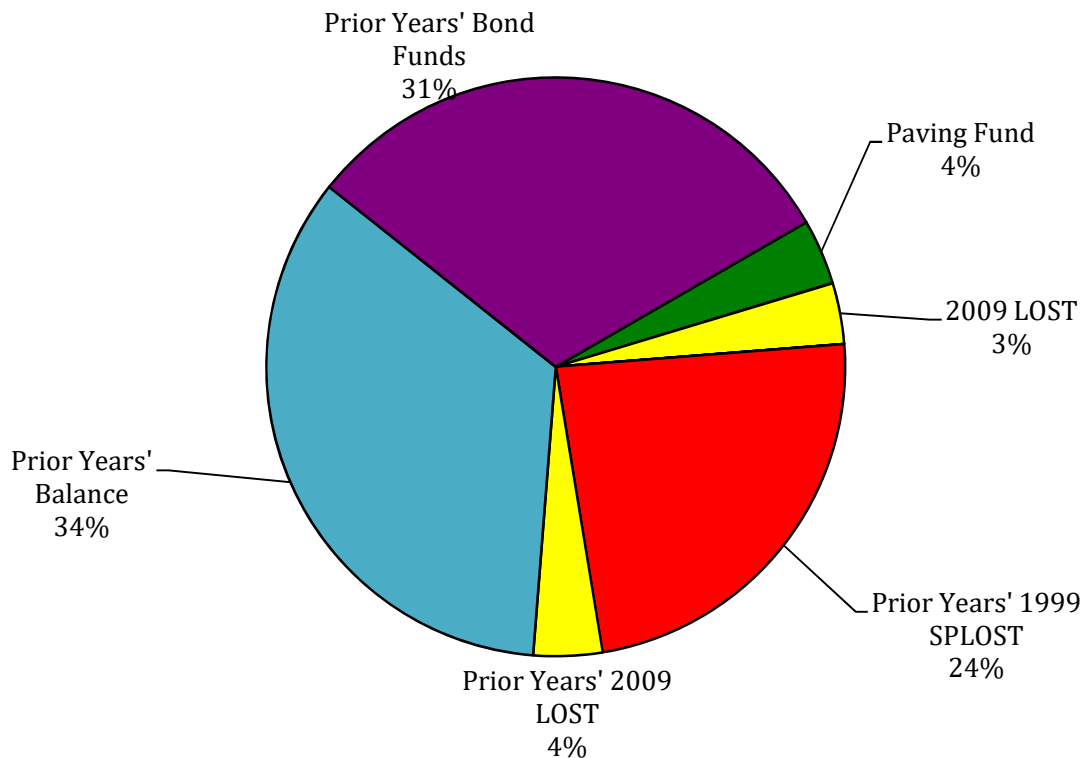
<b>PROJECT NAME:</b>	Mobley Road Drainage Study		
<b>PROJECT DESCRIPTION:</b>	To conduct a study in this area of the City in order to prevent flood damage.		
<b>BENEFIT TO THE COMMUNITY:</b>	Prevents future liability to the City for damages to nearby structures.		
<b>OPERATING BUDGET IMPACT:</b>	Reduces repair and maintenance costs to the area.		
<b>MANAGING DEPARTMENT:</b>	ENGINEERING	<b>PROJECT TYPE:</b>	OTHER
<b>ACCOUNT CODE:</b>	0508 660 2000	<b>PROJECT NO:</b>	21119

	Prior Years	FY17	Total
<b>FUNDING SOURCES</b>			
Stormwater (Sewer) Fund	\$ 50,632		\$ 50,632
Bond Proceeds			\$ -
Sales Tax			\$ -
Other			\$ -
Balance Forward		\$ 20,225	
<b>TOTAL FUNDING SOURCES</b>	<b>\$ 50,632</b>	<b>\$ 20,225</b>	<b>\$ 50,632</b>
<b>PROJECT COSTS</b>			
Professional Services			\$ -
Legal			\$ -
Architect/Engineering	\$ 30,407	\$ 20,225	\$ 50,632
Appraisal/Negotiations			\$ -
Construction			\$ -
Land Acquisition			\$ -
Furnishings & Equipment			\$ -
<b>BUDGETED EXPENDITURES</b>	<b>\$ 30,407</b>	<b>\$ 20,225</b>	<b>\$ 50,632</b>
<b>BALANCE</b>	<b>\$ 20,225</b>	<b>\$ -</b>	<b>\$ -</b>

**TRANSPORTATION SUMMARY**

**FY17 FINANCING METHOD**

**\$41,058,841**

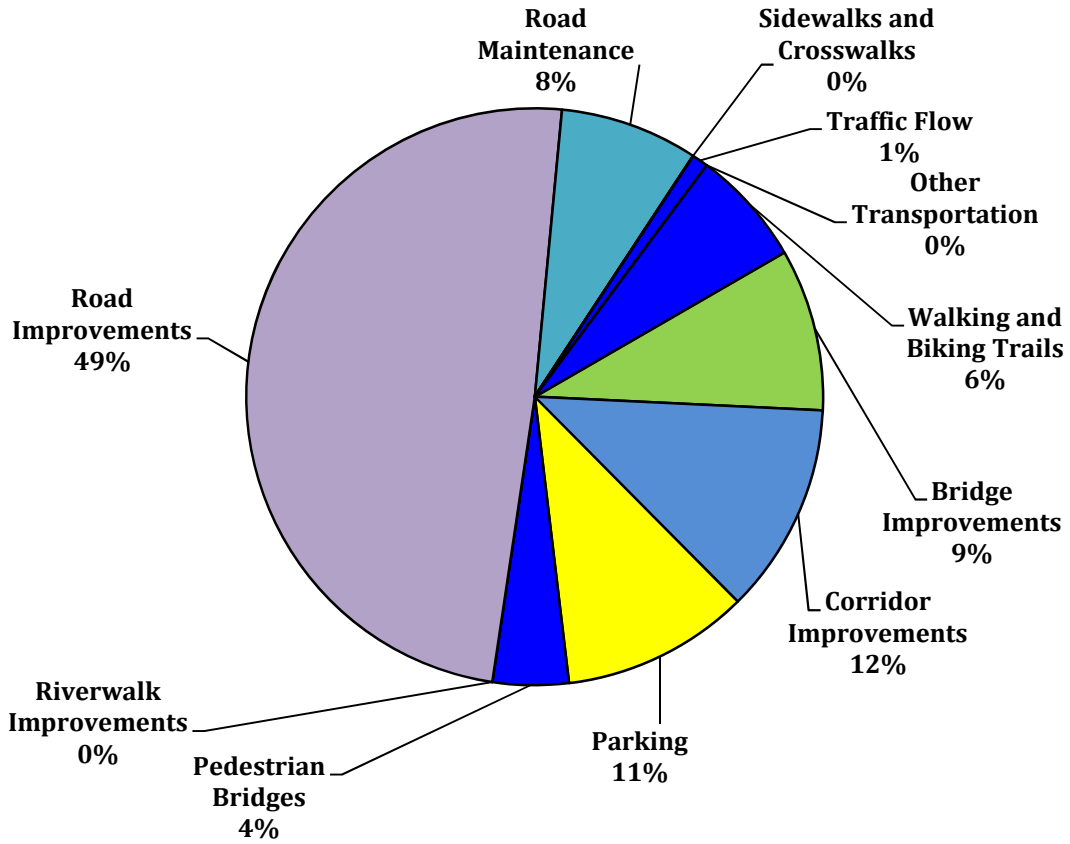


**FY17 FINANCING FOR TRANSPORTATION PROJECTS**

<u>METHOD/SOURCE</u>	<u>AMOUNT</u>
Paving Fund	\$1,503,274
1999 SPLOST	0
2009 LOST	1,400,000
Bond Proceeds	0
Prior Years' 1999 SPLOST	9,718,811
Prior Years' 2009 LOST	1,578,503
Prior Years' Balance	14,138,004
Prior Years' Bond Funds	12,720,249
<b>FY17 TOTAL</b>	<b>\$41,058,841</b>

**TRANSPORTATION SUMMARY**

**FY17 PROJECTS BY TYPE**  
**\$41,058,841**



**FY17 PROJECT COSTS**

<u>TYPE OF PROJECT</u>	<u>AMOUNT</u>
Bridge Improvements	\$3,732,226
Corridor Improvements	4,850,975
Parking	4,319,710
Pedestrian Bridges	1,746,470
Riverwalk Improvements	4,835
Road Improvements	20,184,100
Road Maintenance	3,172,441
Sidewalks and Crosswalks	14,189
Traffic Flow	367,893
Other Transportation	
Walking and Biking Trails	2,666,002
<b>FY17 TOTAL</b>	<b>\$41,058,841</b>

# TRANSPORTATION SUMMARY

## FIVE YEAR FORECAST TRANSPORTATION CAPITAL IMPROVEMENT PROJECTS

		Carryforward	FY17	FY18	FY19	FY20	Total
<b>FUNDING SOURCES</b>							
Paving Fund		\$ 14,138,004	\$ 1,503,274	\$ 2,000,000	\$ 2,000,000	\$ 2,000,000	\$ 21,641,278
Bond Proceeds		\$ 12,720,249					\$ 12,720,249
Sales Tax (2009 LOST)		\$ 1,578,503	\$ 1,400,000				\$ 2,978,503
Sales Tax (1999 SPLOST)		\$ 9,718,811					\$ 9,718,811
Sales Tax (TSPLOST)							\$ -
<b>TOTAL FUNDING</b>		<b>\$ 38,155,567</b>	<b>\$ 2,903,274</b>	<b>\$ 2,000,000</b>	<b>\$ 2,000,000</b>	<b>\$ 2,000,000</b>	<b>\$ 47,058,841</b>
			<b>\$ 41,058,841</b>				
<b>PROJECT COSTS</b>							
	Type	Prior to FY17	FY17	FY18	FY19	FY20	Total
Brown Avenue Bridge	Bridge Improvements	\$ 340,309	\$ 21,997				\$ 362,306
Decatur Street Bridge	Bridge Improvements	\$ 87,596	\$ 512,404				\$ 600,000
Edgewood Road Bridge	Bridge Improvements	\$ 13,031	\$ 256,969				\$ 270,000
Forest Road Bridges	Bridge Improvements	\$ 5,210,054	\$ 2,372,623				\$ 7,582,677
Melrose Bridge and Crossings	Bridge Improvements	\$ 92,620	\$ 546,676				\$ 639,296
Reese Rd Bridge at Cooper Creek	Bridge Improvements	\$ -	\$ 820,000				\$ 820,000
Valencia Drive Bridge	Bridge Improvements	\$ 369,324	\$ 8,157				\$ 377,481
Bridge Studies (Various)	Bridge Improvements	\$ 853,461	\$ 13,400				\$ 866,861
Corridor Studies (Various)	Corridor Improvements	\$ 590,915	\$ 70,238				\$ 661,153
Ft Benning Rd Streetscapes	Corridor Improvements	\$ 631,236	\$ 2,768,764				\$ 3,400,000
Wynnnton Rd Streetscapes	Corridor Improvements	\$ 485,394	\$ 1,911,906				\$ 2,397,300
Trade Center Parking Garage	Parking	\$ 290	\$ 3,499,710				\$ 3,500,000
14th St Pedestrian Bridge/Plaza	Pedestrian Bridge	\$ 8,756,601	\$ 246,470				\$ 9,003,071
Follow Me Trail Bridge	Pedestrian Bridge	\$ -	\$ 1,500,000				\$ 1,500,000
Chattahoochee Riverwalk	Riverwalk Improvements	\$ 1,056,437	\$ 4,835				\$ 1,061,272

PROJECT COSTS	Type	Prior to FY17	FY17	FY18	FY19	FY20	Total
<b>2009 LOST Resurfacing/Rehab</b>	Road Improvements	\$ 13,721,044	\$ 974,577				\$ 14,695,621
<b>Railroad Improvements</b>	Road Improvements	\$ 29,707	\$ 100,067				\$ 129,774
<b>Steam Mill Rd Sidewalk Concept</b>	Road Improvements	\$ -	\$ 200,000				\$ 200,000
<b>Park ADA Upgrades</b>	Road Improvements	\$ -	\$ 100,000				\$ 100,000
<b>Cusseta Rd/Old Cusseta Rd</b>	Road Improvements	\$ 74,050	\$ 40,950				\$ 115,000
<b>Cooper Creek ADA</b>	Road Improvements	\$ -	\$ 100,000				\$ 100,000
<b>Forrest Rd: Macon to Schatulga</b>	Road Improvements	\$ 2,944,849	\$ 6,543,492				\$ 9,488,341
<b>Ft Benning Rd @ Brennan Rd</b>	Road Improvements	\$ 1,997,700	\$ 2,302,300				\$ 4,300,000
<b>Gidden Road Realignment</b>	Road Improvements	\$ 556,075	\$ 97,852				\$ 653,927
<b>Martin Luther King Blvd</b>	Road Improvements	\$ -	\$ 3,400,000				\$ 3,400,000
<b>Moon Road (Phase I)</b>	Road Improvements	\$ 4,331,082	\$ 2,431,292				\$ 6,762,374
<b>Northstar St Mary's Rd</b>	Road Improvements	\$ 623,937	\$ 74,563				\$ 698,500
<b>River Rd/Bradley Park/JR Allen Ramp</b>	Road Improvements	\$ 296,481	\$ 2,491,637				\$ 2,788,118
<b>Sidewalk and Brick Paver</b>	Road Improvements	\$ 35,811	\$ 14,189				\$ 50,000
<b>South Lumpkin Road</b>	Road Improvements	\$ 1,761,147	\$ 40,304				\$ 1,801,451
<b>Unpaved Street Improvements</b>	Road Improvements	\$ -	\$ 50,000				\$ 50,000
<b>Veterans Double Churches</b>	Road Improvements	\$ 3,952,476	\$ 1,330,699				\$ 5,283,175
<b>Whitesville Double Churches Rd</b>	Road Improvements	\$ 872,266	\$ 6,434				\$ 878,700
<b>Resurfacing/Rehabilitation</b>	Road Maintenance	\$ 16,106,091	\$ 3,172,441	\$ 2,000,000	\$ 2,000,000	\$ 2,000,000	\$ 25,278,532



<b>PROJECT COSTS</b>	<b>Type</b>	<b>Prior to FY17</b>	<b>FY17</b>	<b>FY18</b>	<b>FY19</b>	<b>FY20</b>	<b>Total</b>
<b>ATMS Signals</b>	Traffic Flow	\$ 354,238	\$ 805				\$ 355,043
<b>Fiber Optic Interconnect</b>	Traffic Flow	\$ 66,244	\$ 233,756				\$ 300,000
<b>LED Signal Heads</b>	Traffic Flow	\$ 141,665	\$ 120,991				\$ 262,656
<b>Traffic Calming</b>	Traffic Flow	\$ 99,522	\$ 12,341				\$ 111,863
<b>Rails to Trails Maintenance</b>	Walking/Biking Trails	\$ 18,768	\$ 237,498				\$ 256,266
<b>Walking Trails/Trolley System</b>	Walking/Biking Trails	\$ 11,347,557	\$ 2,428,504				\$ 13,776,061
							\$ -
							\$ -
<b>TOTAL PROJECT COSTS</b>		<b>\$ 77,817,978</b>	<b>\$ 41,058,841</b>	<b>\$ 2,000,000</b>	<b>\$ 2,000,000</b>	<b>\$ 2,000,000</b>	<b>\$ 124,876,819</b>

## BROWN AVENUE BRIDGE

<b>PROJECT NAME:</b>	Brown Avenue Bridge		
<b>PROJECT DESCRIPTION:</b>	Improvements and restructure of Brown Avenue bridge, to include lighting		
<b>BENEFIT TO THE COMMUNITY:</b>	Improved safety and condition of bridge		
<b>OPERATING BUDGET IMPACT:</b>	Reduced reliance on operating budget for bridge improvement/repair costs		
<b>MANAGING DEPARTMENT:</b>	ENGINEERING	<b>PROJECT TYPE:</b>	BRIDGE IMPROVEMENTS
<b>ACCOUNT CODE:</b>	0109 250 9901	<b>PROJECT NO:</b>	92002

	Prior Years	FY17	Total
<b>FUNDING SOURCES</b>			
Fund Balance			\$ -
Bond Proceeds			\$ -
Sales Tax (2009 LOST)	\$ 362,306		\$ 362,306
Other			\$ -
Balance Forward		\$ 21,997	
<b>TOTAL FUNDING SOURCES</b>	<b>\$ 362,306</b>	<b>\$ 21,997</b>	<b>\$ 362,306</b>
<b>PROJECT COSTS</b>			
Professional Services	\$ 26,180		\$ 26,180
Legal	\$ 23,321		\$ 23,321
Architect/Engineering			\$ -
Appraisal/Negotiations	\$ 7,865		\$ 7,865
Construction	\$ 171,250	\$ 21,997	\$ 193,247
Land Acquisition	\$ 111,693		\$ 111,693
Furnishings & Equipment			\$ -
<b>BUDGETED EXPENDITURES</b>	<b>\$ 340,309</b>	<b>\$ 21,997</b>	<b>\$ 362,306</b>
<b>BALANCE</b>	<b>\$ 21,997</b>	<b>\$ -</b>	<b>\$ -</b>

## DECATUR STREET BRIDGE

<b>PROJECT NAME:</b>	Decatur St Bridge Replacement		
<b>PROJECT DESCRIPTION:</b>	Repair/replace/reconstruct Decatur Street bridge in Columbus		
<b>BENEFIT TO THE COMMUNITY:</b>	Improved safety and navigability of bridge on Decatur Street		
<b>OPERATING BUDGET IMPACT:</b>	Reduced reliance on operating budget for repair costs; liability		
<b>MANAGING DEPARTMENT:</b>	ENGINEERING	<b>PROJECT TYPE:</b>	BRIDGE IMPROVEMENTS
<b>ACCOUNT CODE:</b>	0508 660 3000	<b>PROJECT NO:</b>	21083

	Prior Years	FY17	Total
<b>FUNDING SOURCES</b>			
Fund Balance	\$ 600,000		\$ 600,000
Bond Proceeds			\$ -
Sales Tax			\$ -
Other			\$ -
Balance Forward		\$ 512,404	
<b>TOTAL FUNDING SOURCES</b>	<b>\$ 600,000</b>	<b>\$ 512,404</b>	<b>\$ 600,000</b>
<b>PROJECT COSTS</b>			
Professional Services			\$ -
Legal		\$ 10,000	\$ 10,000
Architect/Engineering	\$ 87,596	\$ 9,215	\$ 96,811
Appraisal/Negotiations		\$ 5,000	\$ 5,000
Construction		\$ 478,189	\$ 478,189
Land Acquisition		\$ 10,000	\$ 10,000
Furnishings & Equipment			\$ -
<b>BUDGETED EXPENDITURES</b>	<b>\$ 87,596</b>	<b>\$ 512,404</b>	<b>\$ 600,000</b>
<b>BALANCE</b>	<b>\$ 512,404</b>	<b>\$ -</b>	<b>\$ -</b>

## EDGEWOOD ROAD BRIDGE

<b>PROJECT NAME:</b>	Edgewood Road Bridge		
<b>PROJECT DESCRIPTION:</b>	Reconstruct and restructure bridge at Edgewood Road		
<b>BENEFIT TO THE COMMUNITY:</b>	Improved safety and accessibility for citizens, residents, property owners, and commuters		
<b>OPERATING BUDGET IMPACT:</b>	Reduced reliance on operating budget for bridge improvement costs		
<b>MANAGING DEPARTMENT:</b>	ENGINEERING	<b>PROJECT TYPE:</b>	BRIDGE IMPROVEMENTS
<b>ACCOUNT CODE:</b>	0540 695 2126	<b>PROJECT NO:</b>	53040

	Prior Years	FY17	Total
<b>FUNDING SOURCES</b>			
Fund Balance			\$ -
Bond Proceeds			\$ -
Sales Tax (1999 SPLOST)	\$ 270,000		\$ 270,000
Other			\$ -
Balance Forward		\$ 256,969	
<b>TOTAL FUNDING SOURCES</b>	<b>\$ 270,000</b>	<b>\$ 256,969</b>	<b>\$ 270,000</b>
<b>PROJECT COSTS</b>			
Professional Services		\$ 10,000	\$ 10,000
Legal		\$ 10,000	\$ 10,000
Architect/Engineering	\$ 13,031		\$ 13,031
Appraisal/Negotiations			\$ -
Construction		\$ 236,969	\$ 236,969
Land Acquisition			\$ -
Furnishings & Equipment			\$ -
<b>BUDGETED EXPENDITURES</b>	<b>\$ 13,031</b>	<b>\$ 256,969</b>	<b>\$ 270,000</b>
<b>BALANCE</b>	<b>\$ 256,969</b>	<b>\$ -</b>	<b>\$ -</b>

## FOREST ROAD BRIDGE

<b>PROJECT NAME:</b>	Forest Rd Bridge: Bull Creek/Forest Rd Bridge: Cooper Creek		
<b>PROJECT DESCRIPTION:</b>	Repair and reconstruction of bridges along Forest Road in Columbus/MuscogeeCounty		
<b>BENEFIT TO THE COMMUNITY:</b>	Improved safety and condition of bridges on Forest Rd		
<b>OPERATING BUDGET IMPACT:</b>	Reduced reliance on operating budget for bridge repairs or potential liability		
<b>MANAGING DEPARTMENT:</b>	ENGINEERING/ PUBLIC WORKS	<b>PROJECT TYPE:</b>	BRIDGE IMPROVEMENTS
<b>ACCOUNT CODE:</b>	0559 800 2160	<b>PROJECT NO:</b>	82053 and 82054

	Prior Years	FY17	Total
<b>FUNDING SOURCES</b>			
Fund Balance			\$ -
Bond Proceeds	\$ 7,582,677		\$ 7,582,677
Sales Tax			\$ -
Other			\$ -
Balance Forward		\$ 2,372,623	
<b>TOTAL FUNDING SOURCES</b>	<b>\$ 7,582,677</b>	<b>\$ 2,372,623</b>	<b>\$ 7,582,677</b>
<b>PROJECT COSTS</b>			
Professional Services	\$ 27,510		\$ 27,510
Legal	\$ 20,183		\$ 20,183
Architect/Engineering	\$ 231,767		\$ 231,767
Appraisal/Negotiations	\$ 2,000		\$ 2,000
Construction	\$ 4,794,393	\$ 2,372,623	\$ 7,167,016
Land Acquisition	\$ 134,201		\$ 134,201
Furnishings & Equipment			\$ -
<b>BUDGETED EXPENDITURES</b>	<b>\$ 5,210,054</b>	<b>\$ 2,372,623</b>	<b>\$ 7,582,677</b>
<b>BALANCE</b>	<b>\$ 2,372,623</b>	<b>\$ -</b>	<b>\$ -</b>

## BRIDGE REPLACEMENT (MELROSE)

<b>PROJECT NAME:</b>	Melrose Dr Bridge Replacement		
<b>PROJECT DESCRIPTION:</b>	Design and repair/restructure bridges based on recommendations from Ga DOT in bridge inspection report(s)		
<b>BENEFIT TO THE COMMUNITY:</b>	Improved safety and navigability of bridges		
<b>OPERATING BUDGET IMPACT:</b>	Reduced reliance on operating funds for repair or potential liability costs		
<b>MANAGING DEPARTMENT:</b>	PLANNING/ ENGINEERING	<b>PROJECT TYPE:</b>	BRIDGE IMPROVEMENT
<b>ACCOUNT CODE:</b>	0540 695 2126	<b>PROJECT NO:</b>	53050

	Prior Years	FY17	Total
<b>FUNDING SOURCES</b>			
Fund Balance			\$ -
Bond Proceeds			\$ -
Sales Tax (1999 SPLOST)	\$ 639,296		\$ 639,296
Sales Tax (TSPLOST)			\$ -
Other			\$ -
Balance Forward		\$ 546,676	
<b>TOTAL FUNDING SOURCES</b>	<b>\$ 639,296</b>	<b>\$ 546,676</b>	<b>\$ 639,296</b>
<b>PROJECT COSTS</b>			
Professional Services			\$ -
Legal			\$ -
Architect/Engineering	\$ 92,620	\$ 3,793	\$ 96,413
Appraisal/Negotiations			\$ -
Construction		\$ 542,883	\$ 542,883
Land Acquisition			\$ -
Furnishings & Equipment			\$ -
<b>BUDGETED EXPENDITURES</b>	<b>\$ 92,620</b>	<b>\$ 546,676</b>	<b>\$ 639,296</b>
<b>BALANCE</b>	<b>\$ 546,676</b>	<b>\$ -</b>	<b>\$ -</b>

## REESE RD BRIDGE AT COOPER CREEK

<b>PROJECT NAME:</b>	Reese Road Bridge at Cooper Creek		
<b>PROJECT DESCRIPTION:</b>	Repair and reconstruction of bridges along Reese Road in Columbus/MuscogeeCounty		
<b>BENEFIT TO THE COMMUNITY:</b>	Improved safety and condition of bridges on Reese Rd		
<b>OPERATING BUDGET IMPACT:</b>	Reduced reliance on operating budget for bridge repairs or potential liability		
<b>MANAGING DEPARTMENT:</b>	ENGINEERING	<b>PROJECT TYPE:</b>	BRIDGE IMPROVEMENT
<b>ACCOUNT CODE:</b>	0508 660 3000	<b>PROJECT NO:</b>	24004

	Prior Years	FY17	Total
<b>FUNDING SOURCES</b>			
Fund Balance	\$ 820,000		\$ 820,000
Bond Proceeds			\$ -
Sales Tax			\$ -
Other			\$ -
Balance Forward		\$ 820,000	
<b>TOTAL FUNDING SOURCES</b>	<b>\$ 820,000</b>	<b>\$ 820,000</b>	<b>\$ 820,000</b>
<b>PROJECT COSTS</b>			
Professional Services		\$ 10,000	\$ 10,000
Legal		\$ 10,000	\$ 10,000
Architect/Engineering		\$ 70,000	\$ 70,000
Appraisal/Negotiations		\$ 10,000	\$ 10,000
Construction		\$ 700,000	\$ 700,000
Land Acquisition		\$ 20,000	\$ 20,000
Furnishings & Equipment			\$ -
<b>BUDGETED EXPENDITURES</b>	<b>\$ -</b>	<b>\$ 820,000</b>	<b>\$ 820,000</b>
<b>BALANCE</b>	<b>\$ 820,000</b>	<b>\$ -</b>	<b>\$ -</b>

## VALENCIA DRIVE BRIDGE

<b>PROJECT NAME:</b>	Valencia Drive Bridge Replacement		
<b>PROJECT DESCRIPTION:</b>	Repair/restructure/reconstruct Valencia Drive bridge		
<b>BENEFIT TO THE COMMUNITY:</b>	Improved safety and navigability of Valencia Dr bridge		
<b>OPERATING BUDGET IMPACT:</b>	Reduced reliance on operating budget for bridge repair costs		
<b>MANAGING DEPARTMENT:</b>	ENGINEERING	<b>PROJECT TYPE:</b>	BRIDGE IMPROVEMENTS
<b>ACCOUNT CODE:</b>	0508 660 3000	<b>PROJECT NO:</b>	21084

	Prior Years	FY17	Total
<b>FUNDING SOURCES</b>			
Fund Balance	\$ 377,481		\$ 377,481
Bond Proceeds			\$ -
Sales Tax			\$ -
Other			\$ -
Balance Forward		\$ 8,157	
<b>TOTAL FUNDING SOURCES</b>	<b>\$ 377,481</b>	<b>\$ 8,157</b>	<b>\$ 377,481</b>
<b>PROJECT COSTS</b>			
Professional Services			\$ -
Legal	\$ 909		\$ 909
Architect/Engineering	\$ 7,113	\$ 2,807	\$ 9,920
Appraisal/Negotiations	\$ 37,075		\$ 37,075
Construction	\$ 324,227	\$ 5,350	\$ 329,577
Land Acquisition			\$ -
Furnishings & Equipment			\$ -
<b>BUDGETED EXPENDITURES</b>	<b>\$ 369,324</b>	<b>\$ 8,157</b>	<b>\$ 377,481</b>
<b>BALANCE</b>	<b>\$ 8,157</b>	<b>\$ -</b>	<b>\$ -</b>



## VARIOUS STUDIES

<b>PROJECT NAME:</b>	Bridge Repair Design		
<b>PROJECT DESCRIPTION:</b>	Various studies to determine feasibility and costs associated with improving certain bridges in Columbus		
<b>BENEFIT TO THE COMMUNITY:</b>	Determine feasibility and costs associated with bridge improvements		
<b>OPERATING BUDGET IMPACT:</b>	No impact to operational budget		
<b>MANAGING DEPARTMENT:</b>	PLANNING/ ENGINEERING 0109 250 9901 and	<b>PROJECT TYPE:</b>	STUDIES
<b>ACCOUNT CODE:</b>	0540 695 2126	<b>PROJECT NO:</b>	50314 and 92007

	Prior Years	FY17	Total
<b>FUNDING SOURCES</b>			
Fund Balance			\$ -
Bond Proceeds			\$ -
Sales Tax (2009 LOST)	\$ 122,200		\$ 122,200
Sales Tax (1999 SPLOST)	\$ 744,661		\$ 744,661
Other			\$ -
Balance Forward		\$ 13,400	
<b>TOTAL FUNDING SOURCES</b>	<b>\$ 866,861</b>	<b>\$ 13,400</b>	<b>\$ 866,861</b>
<b>PROJECT COSTS</b>			
Professional Services			\$ -
Legal			\$ -
Architect/Engineering	\$ 853,461	\$ 13,400	\$ 866,861
Appraisal/Negotiations			\$ -
Construction			\$ -
Land Acquisition			\$ -
Furnishings & Equipment			\$ -
<b>BUDGETED EXPENDITURES</b>	<b>\$ 853,461</b>	<b>\$ 13,400</b>	<b>\$ 866,861</b>
<b>BALANCE</b>	<b>\$ 13,400</b>	<b>\$ -</b>	<b>\$ -</b>

## VARIOUS STUDIES

<b>PROJECT NAME:</b>	Buena Vista Rd Corridor/Spider Web/Passenger Rail/Blackmon Rd.		
<b>PROJECT DESCRIPTION:</b>	Various studies to determine feasibility and costs associated with improving certain corridors, roads and interchanges/intersections in Columbus		
<b>BENEFIT TO THE COMMUNITY:</b>	Determine feasibility and costs associated with road improvements		
<b>OPERATING BUDGET IMPACT:</b>	No impact to operational budget		
<b>MANAGING DEPARTMENT:</b>	PLANNING/ ENGINEERING	<b>PROJECT TYPE:</b>	STUDIES
<b>ACCOUNT CODE:</b>	0508 660 3000	<b>PROJECT NO:</b>	21065, 21066, 21067, 21075, 24000

	Prior Years	FY17	Total
<b>FUNDING SOURCES</b>			
Fund Balance	\$ 661,153		\$ 661,153
Bond Proceeds			\$ -
Sales Tax			\$ -
Other			\$ -
Balance Forward		\$ 70,238	
<b>TOTAL FUNDING SOURCES</b>	<b>\$ 661,153</b>	<b>\$ 70,238</b>	<b>\$ 661,153</b>
<b>PROJECT COSTS</b>			
Professional Services	\$ 349,852	\$ 148	\$ 350,000
Legal			\$ -
Architect/Engineering	\$ 241,063	\$ 70,090	\$ 311,153
Appraisal/Negotiations			\$ -
Construction			\$ -
Land Acquisition			\$ -
Furnishings & Equipment			\$ -
<b>BUDGETED EXPENDITURES</b>	<b>\$ 590,915</b>	<b>\$ 70,238</b>	<b>\$ 661,153</b>
<b>BALANCE</b>	<b>\$ 70,238</b>	<b>\$ -</b>	<b>\$ -</b>

## FT BENNING ROAD STREETSCAPES

<b>PROJECT NAME:</b>	Ft Benning Rd Streetscapes GDOT/ Ezone		
<b>PROJECT DESCRIPTION:</b>	Enhancement of major artery and throughfare leading into Ft Benning, GA		
<b>BENEFIT TO THE COMMUNITY:</b>	Improved accessibility and environment in and around the corridor of Ft Benning entrance for all residents, commuters, and visitors to the area		
<b>OPERATING BUDGET IMPACT:</b>	Reduced reliance on operating funds and compliance with Ga DOT schedule		
<b>MANAGING DEPARTMENT:</b>	ENGINEERING/ PLANNING 0508 660 3000, 0540 695 2131 and 0559 800 2160	<b>PROJECT TYPE:</b>	CORRIDOR IMPROVEMENTS
<b>ACCOUNT CODE:</b>		<b>PROJECT NO:</b>	21068, 50607, 82058

	Prior Years	FY17	Total
<b>FUNDING SOURCES</b>			
Fund Balance	\$ 400,000		\$ 400,000
Bond Proceeds	\$ 2,000,000		\$ 2,000,000
Sales Tax (1999 SPLOST)	\$ 1,000,000		\$ 1,000,000
Other			\$ -
Balance Forward		\$ 2,768,764	
<b>TOTAL FUNDING SOURCES</b>	<b>\$ 3,400,000</b>	<b>\$ 2,768,764</b>	<b>\$ 3,400,000</b>
<b>PROJECT COSTS</b>			
Professional Services	\$ 66,248	\$ 10,000	\$ 76,248
Legal	\$ 39,617	\$ 10,000	\$ 49,617
Architect/Engineering	\$ 425,364	\$ 20,000	\$ 445,364
Appraisal/Negotiations	\$ 4,475	\$ 10,000	\$ 14,475
Construction		\$ 2,618,764	\$ 2,618,764
Land Acquisition	\$ 95,532	\$ 100,000	\$ 195,532
Furnishings & Equipment			\$ -
<b>BUDGETED EXPENDITURES</b>	<b>\$ 631,236</b>	<b>\$ 2,768,764</b>	<b>\$ 3,400,000</b>
<b>BALANCE</b>	<b>\$ 2,768,764</b>	<b>\$ -</b>	<b>\$ -</b>

## RAILROAD IMPROVEMENTS

<b>PROJECT NAME:</b>	Railroad Improvements		
<b>PROJECT DESCRIPTION:</b>	To make improvements on railroad crossings throughout Muscogee County		
<b>BENEFIT TO THE COMMUNITY:</b>	Improve the railroad intersections throughout the county from proceeds of recycling old railroad parts.		
<b>OPERATING BUDGET IMPACT:</b>	No impact on operational budget		
<b>MANAGING DEPARTMENT:</b>	ENGINEERING	<b>PROJECT TYPE:</b>	ROAD IMPROVEMENTS
<b>ACCOUNT CODE:</b>	0508 660 3000	<b>PROJECT NO:</b>	20778

	Prior Years	FY17	Total
<b>FUNDING SOURCES</b>			
Fund Balance	\$ 129,774		\$ 129,774
Bond Proceeds			\$ -
Sales Tax			\$ -
Other (ARRA)			\$ -
Balance Forward		\$ 100,067	
<b>TOTAL FUNDING SOURCES</b>	<b>\$ 129,774</b>	<b>\$ 100,067</b>	<b>\$ 129,774</b>
<b>PROJECT COSTS</b>			
Professional Services			\$ -
Legal			\$ -
Architect/Engineering			\$ -
Appraisal/Negotiations			\$ -
Construction	\$ 29,707	\$ 100,067	\$ 129,774
Land Acquisition			\$ -
Furnishings & Equipment			\$ -
<b>BUDGETED EXPENDITURES</b>	<b>\$ 29,707</b>	<b>\$ 100,067</b>	<b>\$ 129,774</b>
<b>BALANCE</b>	<b>\$ 100,067</b>	<b>\$ -</b>	<b>\$ -</b>

## WYNNTON ROAD STREETSCAPE

<b>PROJECT NAME:</b>	Wynnton Rd Streetscapes Phase I		
<b>PROJECT DESCRIPTION:</b>	Enhancement of Wynnton Road corridor, a major artery and throughfare in midtown Columbus		
<b>BENEFIT TO THE COMMUNITY:</b>	Improved amenity for residents, property owners and visitors to Columbus in the midtown Columbus area		
<b>OPERATING BUDGET IMPACT:</b>	Reduced reliance on operating funds for repairs and improvements		
<b>MANAGING DEPARTMENT:</b>	ENGINEERING	<b>PROJECT TYPE:</b>	CORRIDOR IMPROVEMENTS
<b>ACCOUNT CODE:</b>	0508 660 3000	<b>PROJECT NO:</b>	21045

	Prior Years	FY17	Total
<b>FUNDING SOURCES</b>			
Fund Balance	\$ 2,397,300		\$ 2,397,300
Bond Proceeds			\$ -
Sales Tax			\$ -
Other			\$ -
Balance Forward		\$ 1,911,906	
<b>TOTAL FUNDING SOURCES</b>	<b>\$ 2,397,300</b>	<b>\$ 1,911,906</b>	<b>\$ 2,397,300</b>
<b>PROJECT COSTS</b>			
Professional Services			\$ -
Legal	\$ 29,266		\$ 29,266
Architect/Engineering	\$ 283,335	\$ 29,726	\$ 313,061
Appraisal/Negotiations	\$ 17,724		\$ 17,724
Construction	\$ 522	\$ 1,882,180	\$ 1,882,702
Land Acquisition	\$ 154,547		\$ 154,547
Furnishings & Equipment			\$ -
<b>BUDGETED EXPENDITURES</b>	<b>\$ 485,394</b>	<b>\$ 1,911,906</b>	<b>\$ 2,397,300</b>
<b>BALANCE</b>	<b>\$ 1,911,906</b>	<b>\$ -</b>	<b>\$ -</b>

## TRADE CENTER PARKING GARAGE

<b>PROJECT NAME:</b>	Parking Garage- Front Avenue		
<b>PROJECT DESCRIPTION:</b>	Construct and equip parking garage, which will be operated and maintained by the City, with spaces for approximately 300 vehicles. Located near Trade Center		
<b>BENEFIT TO THE COMMUNITY:</b>	Provides much needed public parking capacity for events, attractions, businesses and restaurants, and patrons and employees in the downtown area		
<b>OPERATING BUDGET IMPACT:</b>	Potential operating costs should garage be staffed or require notional maintenance		
<b>MANAGING DEPARTMENT:</b>	PARKING MANAGEMENT	<b>PROJECT TYPE:</b>	PARKING
<b>ACCOUNT CODE:</b>	0555 200 2447	<b>PROJECT NO:</b>	40220

	Prior Years	FY17	Total
<b>FUNDING SOURCES</b>			
Fund Balance			\$ -
Bond Proceeds	\$ 3,500,000		\$ 3,500,000
Sales Tax			\$ -
Other			\$ -
Balance Forward		\$ 3,499,710	
<b>TOTAL FUNDING SOURCES</b>	<b>\$ 3,500,000</b>	<b>\$ 3,499,710</b>	<b>\$ 3,500,000</b>
<b>PROJECT COSTS</b>			
Professional Services		\$ 10,000	\$ 10,000
Legal		\$ 10,000	\$ 10,000
Architect/Engineering	\$ 290	\$ 500,000	\$ 500,290
Appraisal/Negotiations			\$ -
Construction		\$ 2,979,710	\$ 2,979,710
Land Acquisition			\$ -
Furnishings & Equipment			\$ -
<b>BUDGETED EXPENDITURES</b>	<b>\$ 290</b>	<b>\$ 3,499,710</b>	<b>\$ 3,500,000</b>
<b>BALANCE</b>	<b>\$ 3,499,710</b>	<b>\$ -</b>	<b>\$ -</b>

## 14th STREET PEDESTRIAN BRIDGE AND PLAZA

<b>PROJECT NAME:</b>	14th Street Bridge/ 14th Street Pedestrian St Plaza		
<b>PROJECT DESCRIPTION:</b>	Repair and construction of pedestrian bridge at 14th Street including pedestrian plaza		
<b>BENEFIT TO THE COMMUNITY:</b>	Improved amenity to citizens, residents, property owners and visitors to Columbus Compliance with Ga DOT schedule for providing safer, more efficient network		
<b>OPERATING BUDGET IMPACT:</b>	Reduced reliance on operating budget for repair and construction costs		
<b>MANAGING DEPARTMENT:</b>	ENGINEERING	<b>PROJECT TYPE:</b>	PEDESTRIAN BRIDGE 21044, 21054, 21056,
<b>ACCOUNT CODE:</b>	0508 660 3000	<b>PROJECT NO:</b>	21057 and 21088

	Prior Years	FY17	Total
<b>FUNDING SOURCES</b>			
Fund Balance	\$ 5,651,685		\$ 5,651,685
Bond Proceeds			\$ -
Sales Tax			\$ -
Other (ARRA)	\$ 3,351,386		\$ 3,351,386
Balance Forward		\$ 246,470	
<b>TOTAL FUNDING SOURCES</b>	<b>\$ 9,003,071</b>	<b>\$ 246,470</b>	<b>\$ 9,003,071</b>
<b>PROJECT COSTS</b>			
Professional Services	\$ 140,463		\$ 140,463
Legal	\$ 3,826		\$ 3,826
Architect/Engineering	\$ 758,404		\$ 758,404
Appraisal/Negotiations	\$ 16,339		\$ 16,339
Construction	\$ 7,836,950	\$ 246,470	\$ 8,083,420
Land Acquisition	\$ 619		\$ 619
Furnishings & Equipment			\$ -
<b>BUDGETED EXPENDITURES</b>	<b>\$ 8,756,601</b>	<b>\$ 246,470</b>	<b>\$ 9,003,071</b>
<b>BALANCE</b>	<b>\$ 246,470</b>	<b>\$ -</b>	<b>\$ -</b>

## FOLLOW ME TRAIL BRIDGE

<b>PROJECT NAME:</b>	Follow Me Trail Bridge		
<b>PROJECT DESCRIPTION:</b>	Construction of pedestrian bridge at Victory Dr along Follow Me Trail		
<b>BENEFIT TO THE COMMUNITY:</b>	Improved amenity to citizens, residents, property owners and visitors to Columbus Compliance with Ga DOT schedule for providing safer, more efficient network		
<b>OPERATING BUDGET IMPACT:</b>	Reduced burden on operational budget for investment in transportation projects		
<b>MANAGING DEPARTMENT:</b>	ENGINEERING	<b>PROJECT TYPE:</b>	PEDESTRIAN BRIDGES
<b>ACCOUNT CODE:</b>	0508 660 3000	<b>PROJECT NO:</b>	24005

	Prior Years	FY17	Total
<b>FUNDING SOURCES</b>			
Fund Balance	\$ 1,500,000		\$ 1,500,000
Bond Proceeds			\$ -
Sales Tax (1999 SPLOST)			\$ -
Other			\$ -
Balance Forward		\$ 1,500,000	
<b>TOTAL FUNDING SOURCES</b>	<b>\$ 1,500,000</b>	<b>\$ 1,500,000</b>	<b>\$ 1,500,000</b>
<b>PROJECT COSTS</b>			
Professional Services		\$ 10,000	\$ 10,000
Legal		\$ 10,000	\$ 10,000
Architect/Engineering		\$ 150,000	\$ 150,000
Appraisal/Negotiations		\$ 25,000	\$ 25,000
Construction		\$ 1,255,000	\$ 1,255,000
Land Acquisition		\$ 50,000	\$ 50,000
Furnishings & Equipment			\$ -
<b>BUDGETED EXPENDITURES</b>	<b>\$ -</b>	<b>\$ 1,500,000</b>	<b>\$ 1,500,000</b>
<b>BALANCE</b>	<b>\$ 1,500,000</b>	<b>\$ -</b>	<b>\$ -</b>



## CHATTAHOOCHEE RIVERWALK

<b>PROJECT NAME:</b>	Riverwalk 13th-14th TE /Design		
<b>PROJECT DESCRIPTION:</b>	Enhance, repair, maintain and revitalize the Riverwalk development along the Columbus banks of the Chattahoochee River		
<b>BENEFIT TO THE COMMUNITY:</b>	Enhanced amenity for residents and visitors to Columbus who use the Riverwalk for walking, biking, recreation and educational purposes		
<b>OPERATING BUDGET IMPACT:</b>	Reduced burden on operating budget for costs to repair and maintain Riverwalk		
<b>MANAGING DEPARTMENT:</b>	ENGINEERING/ PUBLIC WORKS	<b>PROJECT TYPE:</b>	RIVERWALK IMPROVEMENTS
<b>ACCOUNT CODE:</b>	0508 660 3000	<b>PROJECT NO:</b>	21047 and 21069

	Prior Years	FY17	Total
<b>FUNDING SOURCES</b>			
Fund Balance	\$ 1,061,272		\$ 1,061,272
Bond Proceeds			\$ -
Sales Tax (TSPLOST)			\$ -
Other			\$ -
Balance Forward		\$ 4,835	
<b>TOTAL FUNDING SOURCES</b>	<b>\$ 1,061,272</b>	<b>\$ 4,835</b>	<b>\$ 1,061,272</b>
<b>PROJECT COSTS</b>			
Professional Services	\$ 7,066		\$ 7,066
Legal			\$ -
Architect/Engineering	\$ 243,507		\$ 243,507
Appraisal/Negotiations			\$ -
Construction	\$ 805,864	\$ 4,835	\$ 810,699
Land Acquisition			\$ -
Furnishings & Equipment			\$ -
<b>BUDGETED EXPENDITURES</b>	<b>\$ 1,056,437</b>	<b>\$ 4,835</b>	<b>\$ 1,061,272</b>
<b>BALANCE</b>	<b>\$ 4,835</b>	<b>\$ -</b>	<b>\$ -</b>

## 2009 LOST ROADS RESURFACING/REHABILITATION

<b>PROJECT NAME:</b>	LOST Resurfacing/Rehabilitation		
<b>PROJECT DESCRIPTION:</b>	Funding set aside annually from the 2009 Local Option Sales Tax Infrastructure fund for road resurfacing, rehabilitation and reconstruction costs		
<b>BENEFIT TO THE COMMUNITY:</b>	Improved road condition, navigability and safety for all citizens, residents, property owners, commuters and visitors of Columbus/Muscogee County		
<b>OPERATING BUDGET IMPACT:</b>	Reduced reliance on operating budget for road repair or rehabilitation costs		
<b>MANAGING DEPARTMENT:</b>	ENGINEERING	<b>PROJECT TYPE:</b>	ROAD IMPROVEMENTS
<b>ACCOUNT CODE:</b>	0109 250 9901	<b>PROJECT NO:</b>	92001

	Prior Years	FY17	Total
<b>FUNDING SOURCES</b>			
Fund Balance			\$ -
Bond Proceeds			\$ -
Sales Tax (2009 LOST)	\$ 13,795,621	\$ 900,000	\$ 14,695,621
Other			\$ -
Balance Forward		\$ 74,577	
<b>TOTAL FUNDING SOURCES</b>	<b>\$ 13,795,621</b>	<b>\$ 974,577</b>	<b>\$ 14,695,621</b>
<b>PROJECT COSTS</b>			
Professional Services			\$ -
Legal			\$ -
Architect/Engineering	\$ 21,830	\$ 250,000	\$ 271,830
Appraisal/Negotiations			\$ -
Construction	\$ 13,699,214	\$ 724,577	\$ 14,423,791
Land Acquisition			\$ -
Furnishings & Equipment			\$ -
<b>BUDGETED EXPENDITURES</b>	<b>\$ 13,721,044</b>	<b>\$ 974,577</b>	<b>\$ 14,695,621</b>
<b>BALANCE</b>	<b>\$ 74,577</b>	<b>\$ -</b>	<b>\$ -</b>

## STEAM MILL RD SIDEWALK CONCEPT

<b>PROJECT NAME:</b>	Steam Mill Road Sidewalk Concept		
<b>PROJECT DESCRIPTION:</b>	Funding for sidewalk repair on Steam Mill Rd		
<b>BENEFIT TO THE COMMUNITY:</b>	Improved safety and condition of roads		
<b>OPERATING BUDGET IMPACT:</b>	Reduce reliance on operating budget for repair costs		
<b>MANAGING DEPARTMENT:</b>	ENGINEERING	<b>PROJECT TYPE:</b>	ROAD IMPROVEMENTS
<b>ACCOUNT CODE:</b>	0109 250 9901	<b>PROJECT NO:</b>	92021

	Prior Years	FY17	Total
<b>FUNDING SOURCES</b>			
Fund Balance			\$ -
Bond Proceeds			\$ -
Sales Tax (2009 LOST)		\$ 200,000	\$ 200,000
Other			\$ -
Balance Forward		\$ -	
<b>TOTAL FUNDING SOURCES</b>	<b>\$ -</b>	<b>\$ 200,000</b>	<b>\$ 200,000</b>
<b>PROJECT COSTS</b>			
Professional Services			\$ -
Legal			\$ -
Architect/Engineering		\$ 200,000	\$ 200,000
Appraisal/Negotiations			\$ -
Construction			\$ -
Land Acquisition			\$ -
Furnishings & Equipment			\$ -
<b>BUDGETED EXPENDITURES</b>	<b>\$ -</b>	<b>\$ 200,000</b>	<b>\$ 200,000</b>
<b>BALANCE</b>	<b>\$ -</b>	<b>\$ -</b>	<b>\$ -</b>

## PARK ADA UPGRADES

<b>PROJECT NAME:</b>	Park ADA Upgrades		
<b>PROJECT DESCRIPTION:</b>	Improve ramps and curbs in parks to be ADA compliant throughout Muscogee County.		
<b>BENEFIT TO THE COMMUNITY:</b>	Improved amenity to citizens, residents, property owners and visitors to Columbus, Ga		
<b>OPERATING BUDGET IMPACT:</b>	Reduced reliance on operating funds for road improvement costs		
<b>MANAGING DEPARTMENT:</b>	ENGINEERING	<b>PROJECT TYPE:</b>	ROAD IMPROVEMENTS
<b>ACCOUNT CODE:</b>	0109 250 9901	<b>PROJECT NO:</b>	92022

	Prior Years	FY17	Total
<b>FUNDING SOURCES</b>			
Fund Balance			\$ -
Bond Proceeds			\$ -
Sales Tax		\$ 100,000	\$ 100,000
Other			\$ -
Balance Forward		\$ -	
<b>TOTAL FUNDING SOURCES</b>	<b>\$ -</b>	<b>\$ 100,000</b>	<b>\$ 100,000</b>
<b>PROJECT COSTS</b>			
Professional Services			\$ -
Legal			\$ -
Architect/Engineering		\$ 9,000	\$ 9,000
Appraisal/Negotiations			\$ -
Construction		\$ 91,000	\$ 91,000
Land Acquisition			\$ -
Furnishings & Equipment			\$ -
<b>BUDGETED EXPENDITURES</b>	<b>\$ -</b>	<b>\$ 100,000</b>	<b>\$ 100,000</b>
<b>BALANCE</b>	<b>\$ -</b>	<b>\$ -</b>	<b>\$ -</b>

## CUSSETA ROAD/OLD CUSSETA ROAD

<b>PROJECT NAME:</b>	Cusseta Rd/Old Cusseta Rd		
<b>PROJECT DESCRIPTION:</b>	Realign Cusseta Rd and Old Cusseta Rd with a new roundabout		
<b>BENEFIT TO THE COMMUNITY:</b>	Improved safety and navigability of busy intersection between Cusseta Rd and Old Cusseta Rd		
<b>OPERATING BUDGET IMPACT:</b>	Reduced reliance on operating budget for road improvements		
<b>MANAGING DEPARTMENT:</b>	ENGINEERING	<b>PROJECT TYPE:</b>	ROAD IMPROVEMENTS
<b>ACCOUNT CODE:</b>	0109 250 9901	<b>PROJECT NO:</b>	92008

	Prior Years	FY17	Total
<b>FUNDING SOURCES</b>			
Fund Balance			\$ -
Bond Proceeds			\$ -
Sales Tax (2009 LOST)	\$ 115,000		\$ 115,000
Other			\$ -
Balance Forward		\$ 40,950	
<b>TOTAL FUNDING SOURCES</b>	<b>\$ 115,000</b>	<b>\$ 40,950</b>	<b>\$ 115,000</b>
<b>PROJECT COSTS</b>			
Professional Services			\$ -
Legal			\$ -
Architect/Engineering	\$ 74,050	\$ 40,950	\$ 115,000
Appraisal/Negotiations			\$ -
Construction			\$ -
Land Acquisition			\$ -
Furnishings & Equipment			\$ -
<b>BUDGETED EXPENDITURES</b>	<b>\$ 74,050</b>	<b>\$ 40,950</b>	<b>\$ 115,000</b>
<b>BALANCE</b>	<b>\$ 40,950</b>	<b>\$ -</b>	<b>\$ -</b>

## COOPER CREEK ADA

<b>PROJECT NAME:</b>	Cooper Creek ADA		
<b>PROJECT DESCRIPTION:</b>	Improve ramps and curbs at Cooper Creek to be ADA compliant		
<b>BENEFIT TO THE COMMUNITY:</b>	Improved amenity to citizens, residents, property owners and visitors to Columbus, Ga		
<b>OPERATING BUDGET IMPACT:</b>	Reduced reliance on operating funds for road improvement costs		
<b>MANAGING DEPARTMENT:</b>	ENGINEERING	<b>PROJECT TYPE:</b>	ROAD IMPROVEMENTS
<b>ACCOUNT CODE:</b>	0109 250 9901	<b>PROJECT NO:</b>	92020

	Prior Years	FY17	Total
<b>FUNDING SOURCES</b>			
Fund Balance			\$ -
Bond Proceeds			\$ -
Sales Tax (2009 LOST)		\$ 100,000	\$ 100,000
Sales Tax (1999 SPLOST)			\$ -
Balance Forward		\$ -	
<b>TOTAL FUNDING SOURCES</b>	<b>\$ -</b>	<b>\$ 100,000</b>	<b>\$ 100,000</b>
<b>PROJECT COSTS</b>			
Professional Services			\$ -
Legal			\$ -
Architect/Engineering		\$ 9,000	\$ 9,000
Appraisal/Negotiations			\$ -
Construction		\$ 91,000	\$ 91,000
Land Acquisition			\$ -
Furnishings & Equipment			\$ -
<b>BUDGETED EXPENDITURES</b>	<b>\$ -</b>	<b>\$ 100,000</b>	<b>\$ 100,000</b>
<b>BALANCE</b>	<b>\$ -</b>	<b>\$ -</b>	<b>\$ -</b>

## FORREST RD: MACON TO SCHATULGA

<b>PROJECT NAME:</b>	Forrest Rd: Macon/Woodruff Farm/ Woodruff/Floyd to Schatulga		
<b>PROJECT DESCRIPTION:</b>	Widen and reconstruct approximately 2 miles of existing roadways from 2 lanes to 4 lanes, with turn lanes at major intersections		
<b>BENEFIT TO THE COMMUNITY:</b>	Improves navigability and traffic flow in a heavily traveled, densely populated area of Columbus/Muscogee County		
<b>OPERATING BUDGET IMPACT:</b>	Reduced reliance on operating funds to improve and reconstruct roadways		
<b>MANAGING DEPARTMENT:</b>	ENGINEERING/ PLANNING/ PUBLIC WORKS 0540 695 2126 and	<b>PROJECT TYPE:</b>	ROAD IMPROVEMENTS 21128, 24003, 53008,
<b>ACCOUNT CODE:</b>	0559 800 2160	<b>PROJECT NO:</b>	53009, 82052

	Prior Years	FY17	Total
<b>FUNDING SOURCES</b>			
Fund Balance	\$ 3,005,551	\$ 851,337	\$ 3,856,888
Bond Proceeds	\$ 2,767,102		\$ 2,767,102
Sales Tax (1999 SPLOST)	\$ 2,864,351		\$ 2,864,351
Other			\$ -
Balance Forward		\$ 5,692,155	
<b>TOTAL FUNDING SOURCES</b>	<b>\$ 8,637,004</b>	<b>\$ 6,543,492</b>	<b>\$ 9,488,341</b>
<b>PROJECT COSTS</b>			
Professional Services	\$ 154,751		\$ 154,751
Legal	\$ 58,085		\$ 58,085
Architect/Engineering	\$ 1,279,589	\$ 115,925	\$ 1,395,514
Appraisal/Negotiations	\$ 244,206		\$ 244,206
Construction	\$ 172,817	\$ 6,427,567	\$ 6,600,384
Land Acquisition and RE/ROW Purchases	\$ 1,035,401		\$ 1,035,401
Furnishings & Equipment			\$ -
<b>BUDGETED EXPENDITURES</b>	<b>\$ 2,944,849</b>	<b>\$ 6,543,492</b>	<b>\$ 9,488,341</b>
<b>BALANCE</b>	<b>\$ 5,692,155</b>	<b>\$ -</b>	<b>\$ -</b>

## FT BENNING RD @ BRENNAN ROAD

<b>PROJECT NAME:</b>	Ft Benning/Brenna/Ezone		
<b>PROJECT DESCRIPTION:</b>	Road improvements in the area of Ft. Benning Rd and Brennan Rd		
<b>BENEFIT TO THE COMMUNITY:</b>	Improved road condition, safety, and traffic flow for commuters, residents, property owners and visitors to the Ft Benning area		
<b>OPERATING BUDGET IMPACT:</b>	Reduced reliance on operating funds for road improvement and repair		
<b>MANAGING DEPARTMENT:</b>	ENGINEERING/ PUBLIC WORKS/ PLANNING 0540 695 2131, 0559 800 2160, and	<b>PROJECT TYPE:</b>	ROAD IMPROVEMENTS
<b>ACCOUNT CODE:</b>	0560 800 2161	<b>PROJECT NO:</b>	50606, 82057 and 83001

	Prior Years	FY17	Total
<b>FUNDING SOURCES</b>			
Fund Balance			\$ -
Bond Proceeds	\$ 2,300,000		\$ 2,300,000
Sales Tax (1999 SPLOST)	\$ 2,000,000		\$ 2,000,000
Other			\$ -
Balance Forward		\$ 2,302,300	
<b>TOTAL FUNDING SOURCES</b>	<b>\$ 4,300,000</b>	<b>\$ 2,302,300</b>	<b>\$ 4,300,000</b>
<b>PROJECT COSTS</b>			
Professional Services	\$ 85,752	\$ 10,000	\$ 95,752
Legal	\$ 16,134	\$ 10,000	\$ 26,134
Architect/Engineering	\$ 557,290	\$ 15,000	\$ 572,290
Appraisal/Negotiations	\$ 149,241		\$ 149,241
Construction	\$ 890	\$ 2,267,300	\$ 2,268,190
Land Acquisition	\$ 1,188,393		\$ 1,188,393
Furnishings & Equipment			\$ -
<b>BUDGETED EXPENDITURES</b>	<b>\$ 1,997,700</b>	<b>\$ 2,302,300</b>	<b>\$ 4,300,000</b>
<b>BALANCE</b>	<b>\$ 2,302,300</b>	<b>\$ -</b>	<b>\$ -</b>



## GIDDEN ROAD REALIGNMENT

<b>PROJECT NAME:</b>	Gidden Road Realignment		
<b>PROJECT DESCRIPTION:</b>	Improvements to condition and alignment of Gidden Road		
<b>BENEFIT TO THE COMMUNITY:</b>	Improved safety and road condition for highly utilized throughfare roadway		
<b>OPERATING BUDGET IMPACT:</b>	Reduced reliance on operating budget for road improvement costs		
<b>MANAGING DEPARTMENT:</b>	ENGINEERING/ PUBLIC WORKS	<b>PROJECT TYPE:</b>	ROAD IMPROVEMENTS
<b>ACCOUNT CODE:</b>	0540 695 2126	<b>PROJECT NO:</b>	53047

	Prior Years	FY17	Total
<b>FUNDING SOURCES</b>			
Fund Balance			\$ -
Bond Proceeds			\$ -
Sales Tax (1999 SPLOST)	\$ 653,927		\$ 653,927
Other			\$ -
Balance Forward		\$ 97,852	
<b>TOTAL FUNDING SOURCES</b>	<b>\$ 653,927</b>	<b>\$ 97,852</b>	<b>\$ 653,927</b>
<b>PROJECT COSTS</b>			
Professional Services			\$ -
Legal			\$ -
Architect/Engineering			\$ -
Appraisal/Negotiations			\$ -
Construction	\$ 556,075	\$ 97,852	\$ 653,927
Land Acquisition			\$ -
Furnishings & Equipment			\$ -
<b>BUDGETED EXPENDITURES</b>	<b>\$ 556,075</b>	<b>\$ 97,852</b>	<b>\$ 653,927</b>
<b>BALANCE</b>	<b>\$ 97,852</b>	<b>\$ -</b>	<b>\$ -</b>

## MARTIN LUTHER KING BLVD

<b>PROJECT NAME:</b>	MLK Resurfacing/MLK Intersection Enhancements		
<b>PROJECT DESCRIPTION:</b>	Improvements to one of the major arteries of Columbus/Muscogee at the intersection of Martin Luther King Blvd and Buena Vista Road		
<b>BENEFIT TO THE COMMUNITY:</b>	Improved navigability of heavily trafficked, ease congested roadways and intersection		
<b>OPERATING BUDGET IMPACT:</b>	Reduced reliance on operating budget for road improvements		
<b>MANAGING DEPARTMENT:</b>	ENGINEERING/ PUBLIC WORKS 0540 695 2126 and	<b>PROJECT TYPE:</b>	ROAD IMPROVEMENTS
<b>ACCOUNT CODE:</b>	0109 250 9901	<b>PROJECT NO:</b>	24006, 92013 and 92018

	Prior Years	FY17	Total
<b>FUNDING SOURCES</b>			
Fund Balance	\$ 2,300,000		\$ 2,300,000
Bond Proceeds			\$ -
Sales Tax (1999 SPLOST)			\$ -
Sales Tax (2009 LOST)	\$ 1,100,000		\$ 1,100,000
Balance Forward		\$ 3,400,000	
<b>TOTAL FUNDING SOURCES</b>	<b>\$ 3,400,000</b>	<b>\$ 3,400,000</b>	<b>\$ 3,400,000</b>
<b>PROJECT COSTS</b>			
Professional Services		\$ 50,000	\$ 50,000
Legal		\$ 50,000	\$ 50,000
Architect/Engineering		\$ 250,000	\$ 250,000
Appraisal/Negotiations		\$ 50,000	\$ 50,000
Construction		\$ 2,750,000	\$ 2,750,000
Land Acquisition		\$ 250,000	\$ 250,000
Furnishings & Equipment			\$ -
<b>BUDGETED EXPENDITURES</b>	<b>\$ -</b>	<b>\$ 3,400,000</b>	<b>\$ 3,400,000</b>
<b>BALANCE</b>	<b>\$ 3,400,000</b>	<b>\$ -</b>	<b>\$ -</b>

## MOON ROAD PHASE I

<b>PROJECT NAME:</b>	Moon Rd Phase 1: Wilbur/Whittlesey		
<b>PROJECT DESCRIPTION:</b>	Improvements and widening of Moon Road (Phase I)		
<b>BENEFIT TO THE COMMUNITY:</b>	Improved navigability and ease of congestion in a heavily trafficked, densely populated area of Columbus/Muscogee		
<b>OPERATING BUDGET IMPACT:</b>	Reduced reliance on operating funds for road improvement costs		
<b>MANAGING DEPARTMENT:</b>	ENGINEERING/ PLANNING/ PUBLIC WORKS 0540 695 2126 and 0559 800 2160	<b>PROJECT TYPE:</b>	ROAD IMPROVEMENTS
<b>ACCOUNT CODE:</b>		<b>PROJECT NO:</b>	53023 and 82051

	Prior Years	FY17	Total
<b>FUNDING SOURCES</b>			
Fund Balance			\$ -
Bond Proceeds	\$ 5,740,000		\$ 5,740,000
Sales Tax (1999 SPLOST)	\$ 1,022,374		\$ 1,022,374
Other			\$ -
Balance Forward		\$ 2,431,292	
<b>TOTAL FUNDING SOURCES</b>	<b>\$ 6,762,374</b>	<b>\$ 2,431,292</b>	<b>\$ 6,762,374</b>
<b>PROJECT COSTS</b>			
Professional Services	\$ 188,382		\$ 188,382
Legal	\$ 133,525		\$ 133,525
Architect/Engineering	\$ 126,617		\$ 126,617
Appraisal/Negotiations	\$ 29,903		\$ 29,903
Construction	\$ 3,360,182	\$ 2,431,292	\$ 5,791,474
Land Acquisition	\$ 492,473		\$ 492,473
Furnishings & Equipment			\$ -
<b>BUDGETED EXPENDITURES</b>	<b>\$ 4,331,082</b>	<b>\$ 2,431,292</b>	<b>\$ 6,762,374</b>
<b>BALANCE</b>	<b>\$ 2,431,292</b>	<b>\$ -</b>	<b>\$ -</b>

## NORTHSTAR/ST MARY'S ROAD

<b>PROJECT NAME:</b>	Northstar/St Mary's Rd		
<b>PROJECT DESCRIPTION:</b>	Improve roads in the Northstar corridor of St Mary's Road		
<b>BENEFIT TO THE COMMUNITY:</b>	Improved navigability and safety of roads in this area		
<b>OPERATING BUDGET IMPACT:</b>	Reduced reliance on operating funds for road improvement costs		
<b>MANAGING DEPARTMENT:</b>	ENGINEERING/ PUBLIC WORKS	<b>PROJECT TYPE:</b>	ROAD IMPROVEMENTS
<b>ACCOUNT CODE:</b>	0540 695 2126	<b>PROJECT NO:</b>	53020

	Prior Years	FY17	Total
<b>FUNDING SOURCES</b>			
Fund Balance			\$ -
Bond Proceeds			\$ -
Sales Tax (1999 SPLOST)	\$ 698,500		\$ 698,500
Other			\$ -
Balance Forward		\$ 74,563	
<b>TOTAL FUNDING SOURCES</b>	<b>\$ 698,500</b>	<b>\$ 74,563</b>	<b>\$ 698,500</b>
<b>PROJECT COSTS</b>			
Professional Services			\$ -
Legal	\$ 853		\$ 853
Architect/Engineering	\$ 11,260		\$ 11,260
Appraisal/Negotiations			\$ -
Construction	\$ 575,039	\$ 74,563	\$ 649,602
Land Acquisition	\$ 36,785		\$ 36,785
Furnishings & Equipment			\$ -
<b>BUDGETED EXPENDITURES</b>	<b>\$ 623,937</b>	<b>\$ 74,563</b>	<b>\$ 698,500</b>
<b>BALANCE</b>	<b>\$ 74,563</b>	<b>\$ -</b>	<b>\$ -</b>

## RIVER ROAD/BRADLEY PARK/JR ALLEN PKWY

<b>PROJECT NAME:</b>	River Rd/Bradley Pk/JR Allen Ramp		
<b>PROJECT DESCRIPTION:</b>	Road and on/off ramp reconstruction and reconfiguration at River Road and Bradley Park Drive off the JR Allen Parkway		
<b>BENEFIT TO THE COMMUNITY:</b>	Improved safety and navigability of heavily trafficked and highly congested area		
<b>OPERATING BUDGET IMPACT:</b>	Reduced reliance on operating funds for road improvements		
<b>MANAGING DEPARTMENT:</b>	ENGINEERING/ PUBLIC WORKS/ PLANNING 0508 660 3000 and	<b>PROJECT TYPE:</b>	ROAD IMPROVEMENTS
<b>ACCOUNT CODE:</b>	0540 695 2126	<b>PROJECT NO:</b>	21127 and 53018

	Prior Years	FY17	Total
<b>FUNDING SOURCES</b>			
Fund Balance	\$ 1,523,818		\$ 1,523,818
Bond Proceeds			\$ -
Sales Tax (1999 SPLOST)	\$ 1,264,300		\$ 1,264,300
Other			\$ -
Balance Forward		\$ 2,491,637	
<b>TOTAL FUNDING SOURCES</b>	<b>\$ 2,788,118</b>	<b>\$ 2,491,637</b>	<b>\$ 2,788,118</b>
<b>PROJECT COSTS</b>			
Professional Services	\$ 19,825	\$ 10,000	\$ 29,825
Legal	\$ 2,750	\$ 10,000	\$ 12,750
Architect/Engineering	\$ 255,866	\$ 200,000	\$ 455,866
Appraisal/Negotiations		\$ 10,000	\$ 10,000
Construction		\$ 2,161,637	\$ 2,161,637
Land Acquisition	\$ 18,040	\$ 100,000	\$ 118,040
Furnishings & Equipment			\$ -
<b>BUDGETED EXPENDITURES</b>	<b>\$ 296,481</b>	<b>\$ 2,491,637</b>	<b>\$ 2,788,118</b>
<b>BALANCE</b>	<b>\$ 2,491,637</b>	<b>\$ -</b>	<b>\$ -</b>

## SIDEWALK AND BRICK PAVER

<b>PROJECT NAME:</b>	Sidewalk and Brick Paver		
<b>PROJECT DESCRIPTION:</b>	Funding for sidewalk and brick repair throughout Columbus/Muscogee County		
<b>BENEFIT TO THE COMMUNITY:</b>	Improved safety and condition of roads		
<b>OPERATING BUDGET IMPACT:</b>	Reduce reliance on operating budget for repair costs		
<b>MANAGING DEPARTMENT:</b>	ENGINEERING/ PUBLIC WORKS	<b>PROJECT TYPE:</b>	ROAD IMPROVEMENTS
<b>ACCOUNT CODE:</b>	0109 250 9901	<b>PROJECT NO:</b>	92015

	Prior Years	FY17	Total
<b>FUNDING SOURCES</b>			
Fund Balance			\$ -
Bond Proceeds			\$ -
Sales Tax (2009 LOST)	\$ 50,000		\$ 50,000
Other			\$ -
Balance Forward		\$ 14,189	
<b>TOTAL FUNDING SOURCES</b>	<b>\$ 50,000</b>	<b>\$ 14,189</b>	<b>\$ 50,000</b>
<b>PROJECT COSTS</b>			
Professional Services	\$ 210		\$ 210
Legal			\$ -
Architect/Engineering			\$ -
Appraisal/Negotiations			\$ -
Construction	\$ 35,601	\$ 14,189	\$ 49,790
Land Acquisition			\$ -
Furnishings & Equipment			\$ -
<b>BUDGETED EXPENDITURES</b>	<b>\$ 35,811</b>	<b>\$ 14,189</b>	<b>\$ 50,000</b>
<b>BALANCE</b>	<b>\$ 14,189</b>	<b>\$ -</b>	<b>\$ -</b>

## SOUTH LUMPKIN ROAD

<b>PROJECT NAME:</b>	So Lumpkin Rd Roundabout LMIG FY13		
<b>PROJECT DESCRIPTION:</b>	Improve roads in the South Lumpkin Rd area including roundabout		
<b>BENEFIT TO THE COMMUNITY:</b>	Improved navigability and safety on roads for commuters, property owners and residents		
<b>OPERATING BUDGET IMPACT:</b>	No impact on operational budget		
<b>MANAGING DEPARTMENT:</b>	PLANNING/ ENGINEERING 0508 660 3000 and 0109 250 9901	<b>PROJECT TYPE:</b>	ROAD IMPROVEMENTS
<b>ACCOUNT CODE:</b>		<b>PROJECT NO:</b>	21076 and 92010

	Prior Years	FY17	Total
<b>FUNDING SOURCES</b>			
Fund Balance	\$ 1,215,000		\$ 1,215,000
Bond Proceeds			\$ -
Sales Tax (2009 LOST)	\$ 586,451		\$ 586,451
Other			\$ -
Balance Forward		\$ 40,304	
<b>TOTAL FUNDING SOURCES</b>	<b>\$ 1,801,451</b>	<b>\$ 40,304</b>	<b>\$ 1,801,451</b>
<b>PROJECT COSTS</b>			
Professional Services			\$ -
Legal			\$ -
Architect/Engineering	\$ 12,347		\$ 12,347
Appraisal/Negotiations			\$ -
Construction	\$ 1,748,800	\$ 40,304	\$ 1,789,104
Land Acquisition			\$ -
Furnishings & Equipment			\$ -
<b>BUDGETED EXPENDITURES</b>	<b>\$ 1,761,147</b>	<b>\$ 40,304</b>	<b>\$ 1,801,451</b>
<b>BALANCE</b>	<b>\$ 40,304</b>	<b>\$ -</b>	<b>\$ -</b>

## UNPAVED STREET IMPROVEMENTS

<b>PROJECT NAME:</b>	Unpaved Streets		
<b>PROJECT DESCRIPTION:</b>	Road improvements to unpaved roads and streets in Columbus/Muscogee County		
<b>BENEFIT TO THE COMMUNITY:</b>	Enhanced road condition and safety for Columbus residents and property owners		
<b>OPERATING BUDGET IMPACT:</b>	Reduced reliance on operating budget for road improvement costs		
<b>MANAGING DEPARTMENT:</b>	ENGINEERING/ PUBLIC WORKS	<b>PROJECT TYPE:</b>	ROAD IMPROVEMENTS
<b>ACCOUNT CODE:</b>	0540 695 2126	<b>PROJECT NO:</b>	53049

	Prior Years	FY17	Total
<b>FUNDING SOURCES</b>			
Fund Balance			\$ -
Bond Proceeds			\$ -
Sales Tax (1999 SPLOST)	\$ 50,000		\$ 50,000
Other			\$ -
Balance Forward		\$ 50,000	
<b>TOTAL FUNDING SOURCES</b>	<b>\$ 50,000</b>	<b>\$ 50,000</b>	<b>\$ 50,000</b>
<b>PROJECT COSTS</b>			
Professional Services			\$ -
Legal			\$ -
Architect/Engineering			\$ -
Appraisal/Negotiations			\$ -
Construction		\$ 50,000	\$ 50,000
Land Acquisition			\$ -
Furnishings & Equipment			\$ -
<b>BUDGETED EXPENDITURES</b>	<b>\$ -</b>	<b>\$ 50,000</b>	<b>\$ 50,000</b>
<b>BALANCE</b>	<b>\$ 50,000</b>	<b>\$ -</b>	<b>\$ -</b>



## VETERANS DOUBLE CHURCHES

<b>PROJECT NAME:</b>	Veterans Double Churches		
<b>PROJECT DESCRIPTION:</b>	Improvements to Veterans Parkway and Double Churches Roads		
<b>BENEFIT TO THE COMMUNITY:</b>	Improved navigability and eased congestion in heavily trafficked, densely populated area of Columbus/Muscogee		
<b>OPERATING BUDGET IMPACT:</b>	Reduced reliance on operating budget for road improvement costs		
<b>MANAGING DEPARTMENT:</b>	ENGINEERING/ PLANNING/ PUBLIC WORKS 0508 660 3000 0540 695 2126 and 0109 250 9901	<b>PROJECT TYPE:</b>	ROAD IMPROVEMENTS
<b>ACCOUNT CODE:</b>		<b>PROJECT NO:</b>	21086, 53019 and 92016

	Prior Years	FY17	Total
<b>FUNDING SOURCES</b>			
Fund Balance	\$ 1,752,900		\$ 1,752,900
Bond Proceeds			\$ -
Sales Tax (1999 SPLOST)	\$ 3,087,581		\$ 3,087,581
Sales Tax (2009 LOST)	\$ 442,694		\$ 442,694
Balance Forward		\$ 1,330,699	
<b>TOTAL FUNDING SOURCES</b>	<b>\$ 5,283,175</b>	<b>\$ 1,330,699</b>	<b>\$ 5,283,175</b>
<b>PROJECT COSTS</b>			
Professional Services	\$ 44,025	\$ 10,000	\$ 54,025
Legal			\$ -
Architect/Engineering	\$ 137,972	\$ 25,000	\$ 162,972
Appraisal/Negotiations	\$ 3,200		\$ 3,200
Construction	\$ 3,755,475	\$ 1,295,699	\$ 5,051,174
Land Acquisition	\$ 11,804		\$ 11,804
Furnishings & Equipment			\$ -
<b>BUDGETED EXPENDITURES</b>	<b>\$ 3,952,476</b>	<b>\$ 1,330,699</b>	<b>\$ 5,283,175</b>
<b>BALANCE</b>	<b>\$ 1,330,699</b>	<b>\$ -</b>	<b>\$ -</b>

## WHITESVILLE DOUBLE CHURCHES RD

<b>PROJECT NAME:</b>	Whitesville/Double Churches		
<b>PROJECT DESCRIPTION:</b>	Road improvements at the intersection of Whitesville and Double Churches Rds		
<b>BENEFIT TO THE COMMUNITY:</b>	This is a very high traffic volume intersection in a very heavily congested area. Improving the intersection improves traffic flow for citizens and visitors		
<b>OPERATING BUDGET IMPACT:</b>	Reduced reliance on operating funds to pay for intersection improvement		
<b>MANAGING DEPARTMENT:</b>	ENGINEERING 0508 660 3000, 0540 695 2126 and 0559 800 2160	<b>PROJECT TYPE:</b>	ROAD IMPROVEMENTS
<b>ACCOUNT CODE:</b>		<b>PROJECT NO:</b>	20353, 50327, 82055

	Prior Years	FY17	Total
<b>FUNDING SOURCES</b>			
Fund Balance	\$ 340,243		\$ 340,243
Bond Proceeds	\$ 59,764		\$ 59,764
Sales Tax (1999 SPLOST)	\$ 478,693		\$ 478,693
Other			\$ -
Balance Forward		\$ 6,434	
<b>TOTAL FUNDING SOURCES</b>	<b>\$ 878,700</b>	<b>\$ 6,434</b>	<b>\$ 878,700</b>
<b>PROJECT COSTS</b>			
Professional Services	\$ 51,250		\$ 51,250
Legal	\$ 13,696		\$ 13,696
Architect/Engineering	\$ 197,463	\$ 6,434	\$ 203,897
Appraisal/Negotiations	\$ 136,066		\$ 136,066
Construction			\$ -
Land Acquisition	\$ 473,016		\$ 473,016
Furnishings & Equipment	\$ 775		\$ 775
<b>BUDGETED EXPENDITURES</b>	<b>\$ 872,266</b>	<b>\$ 6,434</b>	<b>\$ 878,700</b>
<b>BALANCE</b>	<b>\$ 6,434</b>	<b>\$ -</b>	<b>\$ -</b>

## ROAD RESURFACING/REHABILITATION

<b>PROJECT NAME:</b>	Resurfacing/Rehabilitation Program		
<b>PROJECT DESCRIPTION:</b>	Funding set aside annually for road resurfacing and other routine road maintenance repairs, or other construction in Columbus/Muscogee County		
<b>BENEFIT TO THE COMMUNITY:</b>	Provides a safer and more efficient roadway system for citizens, commuters, property owners and residents		
<b>OPERATING BUDGET IMPACT:</b>	Funds are leveraged with State of Georgia Department of Transportation (DOT) funds. Programmatic funding and matching reduces pressure on operating funds		
<b>MANAGING DEPARTMENT:</b>	PUBLIC WORKS/ ENGINEERING	<b>PROJECT TYPE:</b>	ROAD MAINTENANCE
<b>ACCOUNT CODE:</b>	0508 660 3000	<b>PROJECT NO:</b>	21023

	Prior Years	FY17	Total
<b>FUNDING SOURCES</b>			
Fund Balance	\$ 18,626,595	\$ 651,937	\$ 19,278,532
Bond Proceeds			\$ -
Sales Tax			\$ -
Other			\$ -
Balance Forward		\$ 2,520,504	
<b>TOTAL FUNDING SOURCES</b>	<b>\$ 18,626,595</b>	<b>\$ 3,172,441</b>	<b>\$ 19,278,532</b>
<b>PROJECT COSTS</b>			
Professional Services			\$ -
Legal			\$ -
Architect/Engineering	\$ 24,211		\$ 24,211
Appraisal/Negotiations			\$ -
Construction	\$ 16,081,880	\$ 3,172,441	\$ 19,254,321
Land Acquisition			\$ -
Furnishings & Equipment			\$ -
<b>BUDGETED EXPENDITURES</b>	<b>\$ 16,106,091</b>	<b>\$ 3,172,441</b>	<b>\$ 19,278,532</b>
<b>BALANCE</b>	<b>\$ 2,520,504</b>	<b>\$ -</b>	<b>\$ -</b>

## ATMS/SIGNAL

<b>PROJECT NAME:</b>	ATMS Signal		
<b>PROJECT DESCRIPTION:</b>	Field connection using primary fiber optic cable between Traffic Coordination Center (TCC) and traffic signals		
<b>BENEFIT TO THE COMMUNITY:</b>	Facilitates improved traffic flow through use of TCC system to alert commuters regarding traffic conditions, upcoming events or to reroute traffic		
<b>OPERATING BUDGET IMPACT:</b>	No impact on operating budget		
<b>MANAGING DEPARTMENT:</b>	ENGINEERING	<b>PROJECT TYPE:</b>	TRAFFIC FLOW
<b>ACCOUNT CODE:</b>	0508 660 3000	<b>PROJECT NO:</b>	20760

	Prior Years	FY17	Total
<b>FUNDING SOURCES</b>			
Fund Balance	\$ 355,043		\$ 355,043
Bond Proceeds			\$ -
Sales Tax			\$ -
Other			\$ -
Balance Forward		\$ 805	
<b>TOTAL FUNDING SOURCES</b>	<b>\$ 355,043</b>	<b>\$ 805</b>	<b>\$ 355,043</b>
<b>PROJECT COSTS</b>			
Professional Services			\$ -
Legal			\$ -
Architect/Engineering	\$ 354,238	\$ 805	\$ 355,043
Appraisal/Negotiations			\$ -
Construction			\$ -
Land Acquisition			\$ -
Furnishings & Equipment			\$ -
<b>BUDGETED EXPENDITURES</b>	<b>\$ 354,238</b>	<b>\$ 805</b>	<b>\$ 355,043</b>
<b>BALANCE</b>	<b>\$ 805</b>	<b>\$ -</b>	<b>\$ -</b>

## FIBER OPTIC INTERCONNECT

<b>PROJECT NAME:</b>	Fiber Optic Interconnect		
<b>PROJECT DESCRIPTION:</b>	Conversion of existing metallic traffic signals using interconnected fiber optics		
<b>BENEFIT TO THE COMMUNITY:</b>	Provides more efficient transportation network and complies with Ga DOT schedule		
<b>OPERATING BUDGET IMPACT:</b>	No impact on operating budget		
<b>ENGINEERING/ PUBLIC</b>			
<b>MANAGING DEPARTMENT:</b>	WORKS	<b>PROJECT TYPE:</b>	TRAFFIC FLOW
<b>ACCOUNT CODE:</b>	0508 660 3000	<b>PROJECT NO:</b>	21033 and 92023

	Prior Years	FY17	Total
<b>FUNDING SOURCES</b>			
Fund Balance	\$ 200,000		\$ 200,000
Bond Proceeds			\$ -
Sales Tax (2009 LOST)		\$ 100,000	\$ 100,000
Other (ARRA)			\$ -
Balance Forward		\$ 133,756	
<b>TOTAL FUNDING SOURCES</b>	<b>\$ 200,000</b>	<b>\$ 233,756</b>	<b>\$ 300,000</b>
<b>PROJECT COSTS</b>			
Professional Services			\$ -
Legal			\$ -
Architect/Engineering			\$ -
Appraisal/Negotiations			\$ -
Construction			\$ -
Land Acquisition			\$ -
Furnishings & Equipment	\$ 66,244	\$ 233,756	\$ 300,000
<b>BUDGETED EXPENDITURES</b>	<b>\$ 66,244</b>	<b>\$ 233,756</b>	<b>\$ 300,000</b>
<b>BALANCE</b>	<b>\$ 133,756</b>	<b>\$ -</b>	<b>\$ -</b>

## LED SIGNAL HEADS

<b>PROJECT NAME:</b>	LED Signal Heads		
<b>PROJECT DESCRIPTION:</b>	Replacement of existing traffic signal heads with new high visibility L.E.D. traffic signal heads		
<b>BENEFIT TO THE COMMUNITY:</b>	Better visibility of traffic signals improves roadway safety and traffic flow, while use of L.E.D. technology improves efficiency by reducing operating costs		
<b>OPERATING BUDGET IMPACT:</b>	Reduced operating costs due to efficiency of LED and no emergency bulb replacement calls means lower personnel/operating costs during the year		
<b>MANAGING DEPARTMENT:</b>	ENGINEERING	<b>PROJECT TYPE:</b>	TRAFFIC FLOW
<b>ACCOUNT CODE:</b>	0508 660 3000	<b>PROJECT NO:</b>	20759

	Prior Years	FY17	Total
<b>FUNDING SOURCES</b>			
Fund Balance	\$ 262,656		\$ 262,656
Bond Proceeds			\$ -
Sales Tax			\$ -
Other			\$ -
Balance Forward		\$ 120,991	
<b>TOTAL FUNDING SOURCES</b>	<b>\$ 262,656</b>	<b>\$ 120,991</b>	<b>\$ 262,656</b>
<b>PROJECT COSTS</b>			
Professional Services	\$ 12,635		\$ 12,635
Legal			\$ -
Architect/Engineering			\$ -
Appraisal/Negotiations			\$ -
Construction			\$ -
Land Acquisition			\$ -
Furnishings & Equipment	\$ 129,030	\$ 120,991	\$ 250,021
<b>BUDGETED EXPENDITURES</b>	<b>\$ 141,665</b>	<b>\$ 120,991</b>	<b>\$ 262,656</b>
<b>BALANCE</b>	<b>\$ 120,991</b>	<b>\$ -</b>	<b>\$ -</b>

## TRAFFIC CALMING

<b>PROJECT NAME:</b>	Traffic Calming		
<b>PROJECT DESCRIPTION:</b>	Purchasing of traffic calming devices which allow City to monitor and react to problematic traffic conditions or events		
<b>BENEFIT TO THE COMMUNITY:</b>	Improve traffic network by reducing congestion as needed		
<b>OPERATING BUDGET IMPACT:</b>	No impact on operating budget		
<b>MANAGING DEPARTMENT:</b>	ENGINEERING	<b>PROJECT TYPE:</b>	TRAFFIC FLOW
<b>ACCOUNT CODE:</b>	0508 660 3000	<b>PROJECT NO:</b>	21037

	Prior Years	FY17	Total
<b>FUNDING SOURCES</b>			
Fund Balance	\$ 111,863		\$ 111,863
Bond Proceeds			\$ -
Sales Tax			\$ -
Other			\$ -
Balance Forward		\$ 12,341	
<b>TOTAL FUNDING SOURCES</b>	<b>\$ 111,863</b>	<b>\$ 12,341</b>	<b>\$ 111,863</b>
<b>PROJECT COSTS</b>			
Professional Services			\$ -
Legal			\$ -
Architect/Engineering			\$ -
Appraisal/Negotiations			\$ -
Construction			\$ -
Land Acquisition			\$ -
Furnishings & Equipment	\$ 99,522	\$ 12,341	\$ 111,863
<b>BUDGETED EXPENDITURES</b>	<b>\$ 99,522</b>	<b>\$ 12,341</b>	<b>\$ 111,863</b>
<b>BALANCE</b>	<b>\$ 12,341</b>	<b>\$ -</b>	<b>\$ -</b>

## RAILS TO TRAILS MAINTENANCE

<b>PROJECT NAME:</b>	Rails to Trails Maintenance		
<b>PROJECT DESCRIPTION:</b>	Maintenance, repair, reconstruction, and improvements as needed for the Rails to Trails walking/running/biking trails, which includes crossing lights		
<b>BENEFIT TO THE COMMUNITY:</b>	Maintain and improve extensive network of walking and biking trails which are used for recreation, sport and leisure by residents, visitors and citizens		
<b>OPERATING BUDGET IMPACT:</b>	Reduced reliance on operating budget for maintenance and repair costs		
<b>MANAGING DEPARTMENT:</b>	PUBLIC WORKS	<b>PROJECT TYPE:</b>	WALKING/ BIKING TRAILS
<b>ACCOUNT CODE:</b>	0508 660 1000	<b>PROJECT NO:</b>	22912

	Prior Years	FY17	Total
<b>FUNDING SOURCES</b>			
Fund Balance	\$ 256,266		\$ 256,266
Bond Proceeds			\$ -
Sales Tax			\$ -
Other			\$ -
Balance Forward		\$ 237,498	
<b>TOTAL FUNDING SOURCES</b>	<b>\$ 256,266</b>	<b>\$ 237,498</b>	<b>\$ 256,266</b>
<b>PROJECT COSTS</b>			
Professional Services		\$ 10,000	\$ 10,000
Legal			\$ -
Architect/Engineering		\$ 50,000	\$ 50,000
Appraisal/Negotiations			\$ -
Construction	\$ 18,768	\$ 167,498	\$ 186,266
Land Acquisition			\$ -
Furnishings & Equipment		\$ 10,000	\$ 10,000
<b>BUDGETED EXPENDITURES</b>	<b>\$ 18,768</b>	<b>\$ 237,498</b>	<b>\$ 256,266</b>
<b>BALANCE</b>	<b>\$ 237,498</b>	<b>\$ -</b>	<b>\$ -</b>



## WALKING TRAILS/TROLLEY SYSTEM

<b>PROJECT NAME:</b>	Walking Trails / Trolley System		
<b>PROJECT DESCRIPTION:</b>	Implement walking and biking trail systems, including crossing lights, into the existing Columbus street system		
<b>BENEFIT TO THE COMMUNITY:</b>	Enhanced amenity for residents, citizens and visitors to Columbus		
<b>OPERATING BUDGET IMPACT:</b>	No impact on the operational budget		
<b>MANAGING DEPARTMENT:</b>	ENGINEERING/ PUBLIC WORKS 0508 660 1000, 0508 660 3000 and 0540 695 2126	<b>PROJECT TYPE:</b>	WALKING/ BIKING TRAILS  21040, 21061, 22197, 53017
<b>ACCOUNT CODE:</b>		<b>PROJECT NO:</b>	

	Prior Years	FY17	Total
<b>FUNDING SOURCES</b>			
Fund Balance	\$ 100,000		\$ 100,000
Bond Proceeds			\$ -
Sales Tax (1999 SPLOST)	\$ 11,494,343		\$ 11,494,343
Other (ARRA)	\$ 2,181,718		\$ 2,181,718
Balance Forward		\$ 2,428,504	
<b>TOTAL FUNDING SOURCES</b>	<b>\$ 13,776,061</b>	<b>\$ 2,428,504</b>	<b>\$ 13,776,061</b>
<b>PROJECT COSTS</b>			
Professional Services	\$ 22,656		\$ 22,656
Legal	\$ 1,264		\$ 1,264
Architect/Engineering	\$ 1,802,115		\$ 1,802,115
Appraisal/Negotiations			\$ -
Construction	\$ 9,450,027	\$ 2,200,000	\$ 11,650,027
Land Acquisition			\$ -
Furnishings & Equipment	\$ 71,495	\$ 228,504	\$ 299,999
<b>BUDGETED EXPENDITURES</b>	<b>\$ 11,347,557</b>	<b>\$ 2,428,504</b>	<b>\$ 13,776,061</b>
<b>BALANCE</b>	<b>\$ 2,428,504</b>	<b>\$ -</b>	<b>\$ -</b>

## TSPLOST FUNDED: TRANSPORTATION SUMMARY

### FIVE YEAR FORECAST TRANSPORTATION CAPITAL IMPROVEMENT PROJECTS T-SPLOST FUNDED PROJECTS

	Prior Years:	Carryforward	FY17	FY18	FY19	FY20	Total
<b>FUNDING SOURCES</b>							
Paving Fund							\$ -
Bond Proceeds							\$ -
Sales Tax (2009 LOST)							\$ -
Sales Tax (1999 SPLOST)							\$ -
Sales Tax (TSPLOST)		\$ 94,338,862	\$ 2,500,000	\$ 2,500,000	\$ 2,500,000	\$ 2,500,000	\$ 104,338,862
<b>TOTAL FUNDING</b>		<b>\$ 94,338,862</b>	<b>\$ 2,500,000</b>	<b>\$ 2,500,000</b>	<b>\$ 2,500,000</b>	<b>\$ 2,500,000</b>	<b>\$ 104,338,862</b>
<b>PROJECT COSTS</b>							
	Type	Prior to FY17	FY17	FY18	FY19	FY20	Total
Chattahoochee Riverwalk (TSPL)	TSPLOST	\$ 1,555,808	\$ 9,056,272	\$ -	\$ -	\$ -	\$ 10,612,080
So Lumpkin Rd Multiuse Facility	TSPLOST	\$ 2,851,112	\$ 648,888	\$ -	\$ -	\$ -	\$ 3,500,000
US Hwy 27/Custer Rd Interchange	TSPLOST	\$ 1,488,008	\$ 6,030,000	\$ 5,000,000	\$ 5,000,000	\$ 3,706,152	\$ 21,224,160
Intercity Express Bus Park n Ride	TSPLOST	\$ 2,499,362	\$ 3,200,000	\$ 3,200,000	\$ 3,200,000	\$ 10,300,638	\$ 22,400,000
Buena Vista Road Improvements	TSPLOST	\$ 833,942	\$ 14,753,558	\$ 9,687,500	\$ 9,687,500	\$ 5,037,500	\$ 40,000,000
Boxwood Blvd Bridge	TSPLOST-Discretionary	\$ 87,110	\$ 592,890	\$ -	\$ -	\$ -	\$ 680,000
Victory Drive Improvements	TSPLOST-Discretionary	\$ 367,036	\$ 207,964	\$ -	\$ -	\$ -	\$ 575,000
Resurfacing	TSPLOST-Discretionary	\$ 1,500,000	\$ -	\$ -	\$ -	\$ -	\$ 1,500,000
Psalmond Road Signal	TSPLOST-Discretionary	\$ -	\$ 250,000	\$ -	\$ -	\$ -	\$ 250,000
Linwood/6th Avenue Bridge	TSPLOST-Discretionary	\$ -	\$ 500,000	\$ -	\$ -	\$ -	\$ 500,000
Benning Drive Bridge	TSPLOST-Discretionary	\$ -	\$ 150,000	\$ -	\$ -	\$ -	\$ 150,000
Double Churches Park Parking	TSPLOST-Discretionary	\$ -	\$ 200,000	\$ -	\$ -	\$ -	\$ 200,000
Traffic Calming	TSPLOST-Discretionary	\$ -	\$ 200,000	\$ -	\$ -	\$ -	\$ 200,000
Reese Rd Bridge at Cooper Creek	TSPLOST-Discretionary	\$ -	\$ 1,680,000	\$ -	\$ -	\$ -	\$ 1,680,000

<b>PROJECT COSTS</b>	<b>Type</b>	<b>Prior to FY17</b>	<b>FY17</b>	<b>FY18</b>	<b>FY19</b>	<b>FY20</b>	<b>Total</b>
<b>Claradon Bridge</b>	TSPLOST-Discretionary	\$ -	\$ 300,000	\$ -	\$ -	\$ -	\$ 300,000
<b>MLK Trail</b>	TSPLOST-Discretionary	\$ -	\$ 700,000	\$ -	\$ -	\$ -	\$ 700,000
<b>Sidewalks/ADA</b>	TSPLOST-Discretionary	\$ -	\$ 100,000	\$ -	\$ -	\$ -	\$ 100,000
<b>Guardrails</b>	TSPLOST-Discretionary	\$ -	\$ 100,000	\$ -	\$ -	\$ -	\$ 100,000
<b>Melrose Bridge</b>	TSPLOST-Discretionary	\$ -	\$ 850,000	\$ -	\$ -	\$ -	\$ 850,000
<b>TSPLOST Discretionary Funds</b>	TSPLOST-Discretionary	\$ -	\$ 2,500,000	\$ -	\$ -	\$ -	\$ 2,500,000
							\$ -
<b>TOTAL PROJECT COSTS</b>		\$ 11,182,378	\$ 42,019,572	\$ 17,887,500	\$ 17,887,500	\$ 19,044,290	\$ 108,021,240

*\* Please note this schedule presumes that TSPLOST projects will take up to 5 years to complete, although for the FY17 budget, most costs are included in FY17*

## TSPLOST: CHATTAHOOCHEE RIVERWALK

<b>PROJECT NAME:</b>	TSPLOST Riverwalk Projects		
<b>PROJECT DESCRIPTION:</b>	Enhance, repair, maintain and revitalize the Riverwalk development along the Columbus banks of the Chattahoochee River		
<b>BENEFIT TO THE COMMUNITY:</b>	Enhanced amenity for residents and visitors to Columbus who use the Riverwalk for walking, biking, recreation and educational purposes		
<b>OPERATING BUDGET IMPACT:</b>	Reduced burden on operating budget for costs to repair and maintain Riverwalk		
<b>MANAGING DEPARTMENT:</b>	ENGINEERING/ PUBLIC WORKS	<b>PROJECT TYPE:</b>	TSPLOST
<b>ACCOUNT CODE:</b>	0510 660 7000	<b>PROJECT NO:</b>	60001

	Prior Years	FY17	FY18	FY19	FY20	Total
<b>FUNDING SOURCES</b>						
Fund Balance						\$ -
Bond Proceeds						\$ -
Sales Tax (TSPLOST)	\$ 10,612,080					\$ 10,612,080
Other						\$ -
Balance Forward		\$ 9,056,272	\$ -	\$ -	\$ -	
<b>TOTAL FUNDING SOURCES</b>	<b>\$ 10,612,080</b>	<b>\$ 9,056,272</b>	<b>\$ -</b>	<b>\$ -</b>	<b>\$ -</b>	<b>\$ 10,612,080</b>
<b>PROJECT COSTS</b>						
Professional Services	\$ 35,143	\$ 250,000				\$ 285,143
Legal	\$ 6,014	\$ 50,000				\$ 56,014
Architect/Engineering	\$ 891,758	\$ 500,000				\$ 1,391,758
Appraisal/Negotiations	\$ 9,903	\$ 15,000				\$ 24,903
Construction		\$ 8,241,272				\$ 8,241,272
Land Acquisition	\$ 612,990					\$ 612,990
Furnishings & Equipment						\$ -
<b>BUDGETED EXPENDITURES</b>	<b>\$ 1,555,808</b>	<b>\$ 9,056,272</b>	<b>\$ -</b>	<b>\$ -</b>	<b>\$ -</b>	<b>\$ 10,612,080</b>
<b>BALANCE</b>	<b>\$ 9,056,272</b>	<b>\$ -</b>	<b>\$ -</b>	<b>\$ -</b>	<b>\$ -</b>	<b>\$ -</b>

## TSPLOST: SO LUMPKIN RD MULTIUSE FACILITY/TRAIL

<b>PROJECT NAME:</b>	S Lumpkin Multiuse Facility		
<b>PROJECT DESCRIPTION:</b>	Construct facility along former railway line as part of conversion project		
<b>BENEFIT TO THE COMMUNITY:</b>	Converts unusable railway line to enhanced amenity for citizens, residents and visitors to Columbus who use the trail for walking, running and biking		
<b>OPERATING BUDGET IMPACT:</b>	No impact on operational budget		
<b>MANAGING DEPARTMENT:</b>	ENGINEERING	<b>PROJECT TYPE:</b>	TSPLOST
<b>ACCOUNT CODE:</b>	0510 660 7000	<b>PROJECT NO:</b>	60002

	Prior Years	FY17	FY18	FY19	FY20	Total
<b>FUNDING SOURCES</b>						
Fund Balance						\$ -
Bond Proceeds						\$ -
Sales Tax (TSPLOST)	\$ 3,500,000					\$ 3,500,000
Other						\$ -
Balance Forward	\$ -	\$ 648,888	\$ -	\$ -	\$ -	
<b>TOTAL FUNDING SOURCES</b>	<b>\$ 3,500,000</b>	<b>\$ 648,888</b>	<b>\$ -</b>	<b>\$ -</b>	<b>\$ -</b>	<b>\$ 3,500,000</b>
<b>PROJECT COSTS</b>						
Professional Services	\$ 21,999	\$ 10,000				\$ 31,999
Legal	\$ 712	\$ 10,000				\$ 10,712
Architect/Engineering	\$ 483,171	\$ 150,000				\$ 633,171
Appraisal/Negotiations		\$ 10,000				\$ 10,000
Construction	\$ 2,345,230	\$ 468,888				\$ 2,814,118
Land Acquisition						\$ -
Furnishings & Equipment						\$ -
<b>BUDGETED EXPENDITURES</b>	<b>\$ 2,851,112</b>	<b>\$ 648,888</b>	<b>\$ -</b>	<b>\$ -</b>	<b>\$ -</b>	<b>\$ 3,500,000</b>
<b>BALANCE</b>	<b>\$ 648,888</b>	<b>\$ -</b>	<b>\$ -</b>	<b>\$ -</b>	<b>\$ -</b>	<b>\$ -</b>

## TSPLOST: US HWY 27/CUSTER RD INTERCHANGE

<b>PROJECT NAME:</b>	U S 27 Custer Rd Interchange		
<b>PROJECT DESCRIPTION:</b>	Reconstruction of roadway interchange at US Hwy 27 and Custer Road		
<b>BENEFIT TO THE COMMUNITY:</b>	Improved navigability through interchange benefits all commuters in that area		
<b>OPERATING BUDGET IMPACT:</b>	No impact on the operational budget		
<b>MANAGING DEPARTMENT:</b>		ENGINEERING	<b>PROJECT TYPE:</b> TSPLOST
<b>ACCOUNT CODE:</b>		0510 660 7000	<b>PROJECT NO:</b> 60003

	Prior Years	FY17	FY18	FY19	FY20	Total
<b>FUNDING SOURCES</b>						
Fund Balance						\$ -
Bond Proceeds						\$ -
Sales Tax (TSPLOST)	\$ 21,224,160					\$ 21,224,160
Other						\$ -
Balance Forward		\$ 19,736,152	\$ 13,706,152	\$ 8,706,152	\$ 3,706,152	
<b>TOTAL FUNDING SOURCES</b>	<b>\$ 21,224,160</b>	<b>\$ 19,736,152</b>	<b>\$ 13,706,152</b>	<b>\$ 8,706,152</b>	<b>\$ 3,706,152</b>	<b>\$ 21,224,160</b>
<b>PROJECT COSTS</b>						
Professional Services	\$ 4,000	\$ 10,000				\$ 14,000
Legal	\$ 250	\$ 10,000				\$ 10,250
Architect/Engineering	\$ 1,483,758	\$ 750,000				\$ 2,233,758
Appraisal/Negotiations		\$ 10,000				\$ 10,000
Construction		\$ 5,000,000	\$ 5,000,000	\$ 5,000,000	\$ 3,706,152	\$ 18,706,152
Land Acquisition		\$ 250,000				\$ 250,000
Furnishings & Equipment						\$ -
<b>BUDGETED EXPENDITURES</b>	<b>\$ 1,488,008</b>	<b>\$ 6,030,000</b>	<b>\$ 5,000,000</b>	<b>\$ 5,000,000</b>	<b>\$ 3,706,152</b>	<b>\$ 21,224,160</b>
<b>BALANCE</b>		<b>\$ 19,736,152</b>	<b>\$ 13,706,152</b>	<b>\$ 8,706,152</b>	<b>\$ 3,706,152</b>	<b>\$ -</b>

**TSPLOST: INTER-CITY EXPRESS BUS PARK AND RIDE**

<b>PROJECT NAME:</b>	Intercity Bus Park N Ride/ Bus Route Study		
<b>PROJECT DESCRIPTION:</b>	Construction of three (3) Express Bus Park-n-Ride locations		
<b>BENEFIT TO THE COMMUNITY:</b>	Improved accessibility for commuters within, to and from Columbus/Muscogee County		
<b>OPERATING BUDGET IMPACT:</b>	No impact on operational budget		
<b>MANAGING DEPARTMENT:</b>	METRA	<b>PROJECT TYPE:</b>	TSPLOST
<b>ACCOUNT CODE:</b>	0751 610 2500	<b>PROJECT NO:</b>	68000, 68001

	Prior Years	FY17	FY18	FY19	FY20	Total
<b>FUNDING SOURCES</b>						
Fund Balance						\$ -
Bond Proceeds						\$ -
Sales Tax (TSPLOST)	\$ 22,400,000					\$ 22,400,000
Other						\$ -
Balance Forward		\$ 19,900,638	\$ 16,700,638	\$ 13,500,638	\$ 10,300,638	
<b>TOTAL FUNDING SOURCES</b>	<b>\$ 22,400,000</b>	<b>\$ 19,900,638</b>	<b>\$ 16,700,638</b>	<b>\$ 13,500,638</b>	<b>\$ 10,300,638</b>	<b>\$ 22,400,000</b>
<b>PROJECT COSTS</b>						
Professional Services	\$ 197,483	\$ 50,000	\$ 50,000	\$ 50,000	\$ 50,000	\$ 397,483
Legal						\$ -
Architect/Engineering						\$ -
Operating	\$ 2,301,879	\$ 3,000,000	\$ 3,000,000	\$ 3,000,000	\$ 10,250,638	\$ 21,552,517
Construction						\$ -
Land Acquisition						\$ -
Furnishings & Equipment		\$ 150,000	\$ 150,000	\$ 150,000		\$ 450,000
<b>BUDGETED EXPENDITURES</b>	<b>\$ 2,499,362</b>	<b>\$ 3,200,000</b>	<b>\$ 3,200,000</b>	<b>\$ 3,200,000</b>	<b>\$ 10,300,638</b>	<b>\$ 22,400,000</b>
<b>BALANCE</b>	<b>\$ 19,900,638</b>	<b>\$ 16,700,638</b>	<b>\$ 13,500,638</b>	<b>\$ 10,300,638</b>	<b>\$ -</b>	<b>\$ -</b>

## TSPLOST: BOXWOOD BLVD BRIDGE REPLACEMENT

<b>PROJECT NAME:</b>	Boxwood Boulevard Bridge Replacement		
<b>PROJECT DESCRIPTION:</b>	Repair/replacement of bridge on Boxwood Blvd in Columbus		
<b>BENEFIT TO THE COMMUNITY:</b>	Improved accessibility and navigability as well as structural safety		
<b>OPERATING BUDGET IMPACT:</b>	Reduced burden on operational funds for bridge repair and construction		
<b>MANAGING DEPARTMENT:</b>	ENGINEERING	<b>PROJECT TYPE:</b>	TSPLOST-DISCRETIONARY
<b>ACCOUNT CODE:</b>	0510 660 7000	<b>PROJECT NO:</b>	65001

	Prior Years	FY17	FY18	FY19	FY20	Total
<b>FUNDING SOURCES</b>						
Fund Balance						\$ -
Bond Proceeds						\$ -
Sales Tax (TSPLOST-DISCRETIONARY)	\$ 680,000					\$ 680,000
Other						\$ -
Balance Forward		\$ 592,890	\$ -	\$ -	\$ -	
<b>TOTAL FUNDING SOURCES</b>	<b>\$ 680,000</b>	<b>\$ 592,890</b>	<b>\$ -</b>	<b>\$ -</b>	<b>\$ -</b>	<b>\$ 680,000</b>
<b>PROJECT COSTS</b>						
Professional Services		\$ 1,000				\$ 1,000
Legal		\$ 10,000				\$ 10,000
Architect/Engineering	\$ 87,110	\$ 21,890				\$ 109,000
Appraisal/Negotiations		\$ 10,000				\$ 10,000
Construction		\$ 500,000				\$ 500,000
Land Acquisition		\$ 50,000				\$ 50,000
Furnishings & Equipment						\$ -
<b>BUDGETED EXPENDITURES</b>	<b>\$ 87,110</b>	<b>\$ 592,890</b>	<b>\$ -</b>	<b>\$ -</b>	<b>\$ -</b>	<b>\$ 680,000</b>
<b>BALANCE</b>	<b>\$ 592,890</b>	<b>\$ -</b>	<b>\$ -</b>	<b>\$ -</b>	<b>\$ -</b>	<b>\$ -</b>



## TSPLOST: BUENA VISTA ROAD IMPROVEMENTS

<b>PROJECT NAME:</b>	Buena Vista Rd Improvements		
<b>PROJECT DESCRIPTION:</b>	Reconstruction of roadway at Buena Vista Rd.		
<b>BENEFIT TO THE COMMUNITY:</b>	Improved navigability through Buena Vista Rd. benefits all commuters in that area		
<b>OPERATING BUDGET IMPACT:</b>	No impact on the operational budget		
<b>MANAGING DEPARTMENT:</b> ENGINEERING			
<b>ACCOUNT CODE:</b> 0510 660 7000			
<b>PROJECT TYPE:</b>			TSPLOST
<b>PROJECT NO:</b>			60004

	Prior Years	FY17	FY18	FY19	FY20	Total
<b>FUNDING SOURCES</b>						
Fund Balance						\$ -
Bond Proceeds						\$ -
Sales Tax (TSPLOST)	\$ 40,000,000					\$ 40,000,000
Other						\$ -
Balance Forward		\$ 39,166,058	\$ 24,412,500	\$ 14,725,000	\$ 5,037,500	
<b>TOTAL FUNDING SOURCES</b>	<b>\$ 40,000,000</b>	<b>\$ 39,166,058</b>	<b>\$ 24,412,500</b>	<b>\$ 14,725,000</b>	<b>\$ 5,037,500</b>	<b>\$ 40,000,000</b>
<b>PROJECT COSTS</b>						
Professional Services		\$ 250,000				\$ 250,000
Legal		\$ 100,000				\$ 100,000
Architect/Engineering	\$ 833,942	\$ 1,666,058				\$ 2,500,000
Appraisal/Negotiations		\$ 50,000				\$ 50,000
Construction		\$ 9,687,500	\$ 9,687,500	\$ 9,687,500	\$ 5,037,500	\$ 34,100,000
Land Acquisition		\$ 3,000,000				\$ 3,000,000
Furnishings & Equipment						\$ -
<b>BUDGETED EXPENDITURES</b>	<b>\$ 833,942</b>	<b>\$ 14,753,558</b>	<b>\$ 9,687,500</b>	<b>\$ 9,687,500</b>	<b>\$ 5,037,500</b>	<b>\$ 40,000,000</b>
<b>BALANCE</b>	<b>\$ 39,166,058</b>	<b>\$ 24,412,500</b>	<b>\$ 14,725,000</b>	<b>\$ 5,037,500</b>	<b>\$ -</b>	<b>\$ -</b>

### TSPLOST: VICTORY DRIVE IMPROVEMENTS

<b>PROJECT NAME:</b>	Victory Drive Improvements		
<b>PROJECT DESCRIPTION:</b>	Reconstruction of roadway at Victory Drive.		
<b>BENEFIT TO THE COMMUNITY:</b>	Improved navigability through Victory Drive. benefits all commuters in that area		
<b>OPERATING BUDGET IMPACT:</b>	No impact on the operational budget		
<b>MANAGING DEPARTMENT:</b> ENGINEERING			
<b>ACCOUNT CODE:</b> 0510 660 7000			
<b>PROJECT TYPE:</b>		TSPLOST-	DISCRETIONARY
<b>PROJECT NO:</b>		65002	

	Prior Years	FY17	FY18	FY19	FY20	Total
<b>FUNDING SOURCES</b>						
Fund Balance						\$ -
Bond Proceeds						\$ -
Sales Tax (TSPLOST DISCRETIONARY)	\$ 575,000					\$ 575,000
Other						\$ -
Balance Forward		\$ 207,964	\$ -	\$ -	\$ -	
<b>TOTAL FUNDING SOURCES</b>	<b>\$ 575,000</b>	<b>\$ 207,964</b>	<b>\$ -</b>	<b>\$ -</b>	<b>\$ -</b>	<b>\$ 575,000</b>
<b>PROJECT COSTS</b>						
Professional Services						\$ -
Legal						\$ -
Architect/Engineering	\$ 1,078	\$ 10,000				\$ 11,078
Appraisal/Negotiations						\$ -
Construction	\$ 365,958	\$ 197,964				\$ 563,922
Land Acquisition						\$ -
Furnishings & Equipment						\$ -
<b>BUDGETED EXPENDITURES</b>	<b>\$ 367,036</b>	<b>\$ 207,964</b>	<b>\$ -</b>	<b>\$ -</b>	<b>\$ -</b>	<b>\$ 575,000</b>
<b>BALANCE</b>	<b>\$ 207,964</b>	<b>\$ -</b>	<b>\$ -</b>	<b>\$ -</b>	<b>\$ -</b>	<b>\$ -</b>

## TSPLOST: RESURFACING

<b>PROJECT NAME:</b>	Resurfacing		
<b>PROJECT DESCRIPTION:</b>	Funding set aside annually for road resurfacing and other routine road maintenance repairs, or other construction in Columbus/Muscogee County		
<b>BENEFIT TO THE COMMUNITY:</b>	Provides a safer and more efficient roadway system for citizens, commuters, property owners and residents		
<b>OPERATING BUDGET IMPACT:</b>	Programmatic funding reduces pressure on operating funds		
<b>MANAGING DEPARTMENT:</b>	PUBLIC WORKS/ ENGINEERING	<b>PROJECT TYPE:</b>	TSPLOST
<b>ACCOUNT CODE:</b>	0510 660 7000	<b>PROJECT NO.:</b>	65003

	Prior Years	FY17	FY18	FY19	FY20	Total
<b>FUNDING SOURCES</b>						
Fund Balance						\$ -
Bond Proceeds						\$ -
Sales Tax (TSPLOST)	\$ 1,500,000					\$ 1,500,000
Other						\$ -
Balance Forward		\$ -	\$ -	\$ -	\$ -	
<b>TOTAL FUNDING SOURCES</b>	<b>\$ 1,500,000</b>	<b>\$ -</b>	<b>\$ -</b>	<b>\$ -</b>	<b>\$ -</b>	<b>\$ 1,500,000</b>
<b>PROJECT COSTS</b>						
Professional Services						\$ -
Legal						\$ -
Architect/Engineering						\$ -
Appraisal/Negotiations						\$ -
Construction	\$ 1,500,000					\$ 1,500,000
Land Acquisition						\$ -
Furnishings & Equipment						\$ -
<b>BUDGETED EXPENDITURES</b>	<b>\$ 1,500,000</b>	<b>\$ -</b>	<b>\$ -</b>	<b>\$ -</b>	<b>\$ -</b>	<b>\$ 1,500,000</b>
<b>BALANCE</b>	<b>\$ -</b>	<b>\$ -</b>	<b>\$ -</b>	<b>\$ -</b>	<b>\$ -</b>	<b>\$ -</b>

## TSPLOST: PSALMOND ROAD SIGNAL

<b>PROJECT NAME:</b>	TSPLOST Psalmond Road Signal		
<b>PROJECT DESCRIPTION:</b>	Signal improvements at Psalmond Road		
<b>BENEFIT TO THE COMMUNITY:</b>	Transportation improvements improve navigability and accessibility for all residents, citizens, property owners, and visitors to Columbus		
<b>OPERATING BUDGET IMPACT:</b>	Reduced burden on operational budget for investment in transportation projects		
<b>MANAGING DEPARTMENT:</b>	ENGINEERING	<b>PROJECT TYPE:</b>	TSPLOST-DISCRETIONARY
<b>ACCOUNT CODE:</b>	0510 660 7000	<b>PROJECT NO:</b>	65004

	Prior Years	FY17	FY18	FY19	FY20	Total
<b>FUNDING SOURCES</b>						
Fund Balance						\$ -
Bond Proceeds						\$ -
Sales Tax (TSPLOST DISCRETIONARY)	\$ 250,000					\$ 250,000
Other						\$ -
Balance Forward		\$ 250,000	\$ -	\$ -	\$ -	
<b>TOTAL FUNDING SOURCES</b>	<b>\$ 250,000</b>	<b>\$ 250,000</b>	<b>\$ -</b>	<b>\$ -</b>	<b>\$ -</b>	<b>\$ 250,000</b>
<b>PROJECT COSTS</b>						
Professional Services		\$ 10,000				\$ 10,000
Legal		\$ 10,000				\$ 10,000
Architect/Engineering		\$ 30,000				\$ 30,000
Appraisal/Negotiations						\$ -
Construction		\$ 200,000				\$ 200,000
Land Acquisition						\$ -
Furnishings & Equipment						\$ -
<b>BUDGETED EXPENDITURES</b>	<b>\$ -</b>	<b>\$ 250,000</b>	<b>\$ -</b>	<b>\$ -</b>	<b>\$ -</b>	<b>\$ 250,000</b>
<b>BALANCE</b>	<b>\$ 250,000</b>	<b>\$ -</b>	<b>\$ -</b>	<b>\$ -</b>	<b>\$ -</b>	<b>\$ -</b>

## TSPLOST: LINWOOD/6TH AVENUE BRIDGE

<b>PROJECT NAME:</b>	TSPLOST Linwood/6th Avenue Bridge		
<b>PROJECT DESCRIPTION:</b>	Infrastructure improvements to the bridge on Linwood & 6th Avenue		
<b>BENEFIT TO THE COMMUNITY:</b>	Transportation improvements improve navigability and accessibility for all residents, citizens, property owners, and visitors to Columbus		
<b>OPERATING BUDGET IMPACT:</b>	Reduced burden on operational budget for investment in transportation projects		
<b>MANAGING DEPARTMENT:</b>	ENGINEERING	<b>PROJECT TYPE:</b>	TSPLOST-DISCRETIONARY
<b>ACCOUNT CODE:</b>	0510 660 7000	<b>PROJECT NO:</b>	65005

	Prior Years	FY17	FY18	FY19	FY20	Total
<b>FUNDING SOURCES</b>						
Fund Balance						\$ -
Bond Proceeds						\$ -
Sales Tax (TSPLOST DISCRETIONARY)	\$ 500,000					\$ 500,000
Other						\$ -
Balance Forward		\$ 500,000	\$ -	\$ -	\$ -	
<b>TOTAL FUNDING SOURCES</b>	<b>\$ 500,000</b>	<b>\$ 500,000</b>	<b>\$ -</b>	<b>\$ -</b>	<b>\$ -</b>	<b>\$ 500,000</b>
<b>PROJECT COSTS</b>						
Professional Services		\$ 10,000				\$ 10,000
Legal						\$ -
Architect/Engineering		\$ 40,000				\$ 40,000
Appraisal/Negotiations						\$ -
Construction		\$ 450,000				\$ 450,000
Land Acquisition						\$ -
Furnishings & Equipment						\$ -
<b>BUDGETED EXPENDITURES</b>	<b>\$ -</b>	<b>\$ 500,000</b>	<b>\$ -</b>	<b>\$ -</b>	<b>\$ -</b>	<b>\$ 500,000</b>
<b>BALANCE</b>	<b>\$ 500,000</b>	<b>\$ -</b>	<b>\$ -</b>	<b>\$ -</b>	<b>\$ -</b>	<b>\$ -</b>

## TSPLOST: BENNING DRIVE BRIDGE

<b>PROJECT NAME:</b>	TSPLOST Benning Drive Bridge		
<b>PROJECT DESCRIPTION:</b>	Infrastructure improvements to the pedestrian bridge on Benning Drive.		
<b>BENEFIT TO THE COMMUNITY:</b>	Transportation improvements improve navigability and accessibility for all residents, citizens, property owners, and visitors to Columbus		
<b>OPERATING BUDGET IMPACT:</b>	Reduced burden on operational budget for investment in transportation projects		
<b>MANAGING DEPARTMENT:</b>	ENGINEERING	<b>PROJECT TYPE:</b>	TSPLOST-DISCRETIONARY
<b>ACCOUNT CODE:</b>	0510 660 7000	<b>PROJECT NO:</b>	65006

	Prior Years	FY17	FY18	FY19	FY20	Total
<b>FUNDING SOURCES</b>						
Fund Balance						\$ -
Bond Proceeds						\$ -
Sales Tax (TSPLOST DISCRETIONARY)	\$ 150,000					\$ 150,000
Other						\$ -
Balance Forward		\$ 150,000	\$ -	\$ -	\$ -	
<b>TOTAL FUNDING SOURCES</b>	<b>\$ 150,000</b>	<b>\$ 150,000</b>	<b>\$ -</b>	<b>\$ -</b>	<b>\$ -</b>	<b>\$ 150,000</b>
<b>PROJECT COSTS</b>						
Professional Services		\$ 1,000				\$ 1,000
Legal						\$ -
Architect/Engineering		\$ 6,000				\$ 6,000
Appraisal/Negotiations						\$ -
Construction		\$ 143,000				\$ 143,000
Land Acquisition						\$ -
Furnishings & Equipment						\$ -
<b>BUDGETED EXPENDITURES</b>	<b>\$ -</b>	<b>\$ 150,000</b>	<b>\$ -</b>	<b>\$ -</b>	<b>\$ -</b>	<b>\$ 150,000</b>
<b>BALANCE</b>	<b>\$ 150,000</b>	<b>\$ -</b>	<b>\$ -</b>	<b>\$ -</b>	<b>\$ -</b>	<b>\$ -</b>

## TSPLOST: DOUBLE CHURCHES PARK PARKING

<b>PROJECT NAME:</b>	TSPLOST Double Churches Park Parking		
<b>PROJECT DESCRIPTION:</b>	Enhancements to the parking lot at Double Churches Park		
<b>BENEFIT TO THE COMMUNITY:</b>	Transportation improvements improve navigability and accessibility for all residents, citizens, property owners, and visitors to Columbus		
<b>OPERATING BUDGET IMPACT:</b>	Reduced burden on operational budget for investment in transportation projects		
<b>MANAGING DEPARTMENT:</b>	ENGINEERING	<b>PROJECT TYPE:</b>	TSPLOST-DISCRETIONARY
<b>ACCOUNT CODE:</b>	0510 660 7000	<b>PROJECT NO:</b>	65007

	Prior Years	FY17	FY18	FY19	FY20	Total
<b>FUNDING SOURCES</b>						
Fund Balance						\$ -
Bond Proceeds						\$ -
Sales Tax (TSPLOST DISCRETIONARY)	\$ 200,000					\$ 200,000
Other						\$ -
Balance Forward		\$ 200,000	\$ -	\$ -	\$ -	
<b>TOTAL FUNDING SOURCES</b>	<b>\$ 200,000</b>	<b>\$ 200,000</b>	<b>\$ -</b>	<b>\$ -</b>	<b>\$ -</b>	<b>\$ 200,000</b>
<b>PROJECT COSTS</b>						
Professional Services						\$ -
Legal						\$ -
Architect/Engineering		\$ 25,000				\$ 25,000
Appraisal/Negotiations						\$ -
Construction		\$ 175,000				\$ 175,000
Land Acquisition						\$ -
Furnishings & Equipment						\$ -
<b>BUDGETED EXPENDITURES</b>	<b>\$ -</b>	<b>\$ 200,000</b>	<b>\$ -</b>	<b>\$ -</b>	<b>\$ -</b>	<b>\$ 200,000</b>
<b>BALANCE</b>	<b>\$ 200,000</b>	<b>\$ -</b>	<b>\$ -</b>	<b>\$ -</b>	<b>\$ -</b>	<b>\$ -</b>

## TSPLOST: TRAFFIC CALMING

<b>PROJECT NAME:</b>	TSPLOST Traffic Calming		
<b>PROJECT DESCRIPTION:</b>	Conduct traffic studies and purchase traffic calming devices which will allow the City to monitor traffic conditions.		
<b>BENEFIT TO THE COMMUNITY:</b>	Transportation improvements improve navigability and accessibility for all residents, citizens, property owners, and visitors to Columbus		
<b>OPERATING BUDGET IMPACT:</b>	Reduced burden on operational budget for investment in transportation projects		
<b>MANAGING DEPARTMENT:</b>		ENGINEERING	<b>PROJECT TYPE:</b> TSPLOST-DISCRETIONARY
<b>ACCOUNT CODE:</b>	0510 660 7000	<b>PROJECT NO:</b>	65008

	Prior Years	FY17	FY18	FY19	FY20	Total
<b>FUNDING SOURCES</b>						
Fund Balance						\$ -
Bond Proceeds						\$ -
Sales Tax (TSPLOST DISCRETIONARY)	\$ 200,000					\$ 200,000
Other						\$ -
Balance Forward		\$ 200,000	\$ -	\$ -	\$ -	
<b>TOTAL FUNDING SOURCES</b>	<b>\$ 200,000</b>	<b>\$ 200,000</b>	<b>\$ -</b>	<b>\$ -</b>	<b>\$ -</b>	<b>\$ 200,000</b>
<b>PROJECT COSTS</b>						
Professional Services		\$ 15,000				\$ 15,000
Legal						\$ -
Architect/Engineering		\$ 10,000				\$ 10,000
Appraisal/Negotiations						\$ -
Construction		\$ 175,000				\$ 175,000
Land Acquisition						\$ -
Furnishings & Equipment						\$ -
<b>BUDGETED EXPENDITURES</b>	<b>\$ -</b>	<b>\$ 200,000</b>	<b>\$ -</b>	<b>\$ -</b>	<b>\$ -</b>	<b>\$ 200,000</b>
<b>BALANCE</b>	<b>\$ 200,000</b>	<b>\$ -</b>	<b>\$ -</b>	<b>\$ -</b>	<b>\$ -</b>	<b>\$ -</b>



## TSPLOST: REESE RD BRIDGE AT COOPER CREEK

<b>PROJECT NAME:</b>	TSPLOST Reese Rd Bridge at Cooper Creek		
<b>PROJECT DESCRIPTION:</b>	Infrastructure improvements to the bridge on Reese Road near Cooper Creek Park.		
<b>BENEFIT TO THE COMMUNITY:</b>	Transportation improvements improve navigability and accessibility for all residents, citizens, property owners, and visitors to Columbus		
<b>OPERATING BUDGET IMPACT:</b>	Reduced burden on operational budget for investment in transportation projects		
<b>MANAGING DEPARTMENT:</b>	ENGINEERING	<b>PROJECT TYPE:</b>	TSPLOST-DISCRETIONARY
<b>ACCOUNT CODE:</b>	0510 660 7000	<b>PROJECT NO:</b>	65009

	Prior Years	FY17	FY18	FY19	FY20	Total
<b>FUNDING SOURCES</b>						
Fund Balance						\$ -
Bond Proceeds						\$ -
Sales Tax (TSPLOST DISCRETIONARY)	\$ 1,680,000					\$ 1,680,000
Other						\$ -
Balance Forward		\$ 1,680,000	\$ -	\$ -	\$ -	
<b>TOTAL FUNDING SOURCES</b>	<b>\$ 1,680,000</b>	<b>\$ 1,680,000</b>	<b>\$ -</b>	<b>\$ -</b>	<b>\$ -</b>	<b>\$ 1,680,000</b>
<b>PROJECT COSTS</b>						
Professional Services						\$ -
Legal						\$ -
Architect/Engineering		\$ 180,000				\$ 180,000
Appraisal/Negotiations						\$ -
Construction		\$ 1,500,000				\$ 1,500,000
Land Acquisition						\$ -
Furnishings & Equipment						\$ -
<b>BUDGETED EXPENDITURES</b>	<b>\$ -</b>	<b>\$ 1,680,000</b>	<b>\$ -</b>	<b>\$ -</b>	<b>\$ -</b>	<b>\$ 1,680,000</b>
<b>BALANCE</b>	<b>\$ 1,680,000</b>	<b>\$ -</b>	<b>\$ -</b>	<b>\$ -</b>	<b>\$ -</b>	<b>\$ -</b>

## TSPLOST: CLARADON BRIDGE

<b>PROJECT NAME:</b>	TSPLOST Claradon Bridge		
<b>PROJECT DESCRIPTION:</b>	Infrastructure improvements to the bridge on Claradon Drive		
<b>BENEFIT TO THE COMMUNITY:</b>	Transportation improvements improve navigability and accessibility for all residents, citizens, property owners, and visitors to Columbus		
<b>OPERATING BUDGET IMPACT:</b>	Reduced burden on operational budget for investment in transportation projects		
<b>MANAGING DEPARTMENT:</b>	ENGINEERING	<b>PROJECT TYPE:</b>	TSPLOST-DISCRETIONARY
<b>ACCOUNT CODE:</b>	0510 660 7000	<b>PROJECT NO:</b>	65010

	Prior Years	FY17	FY18	FY19	FY20	Total
<b>FUNDING SOURCES</b>						
Fund Balance						\$ -
Bond Proceeds						\$ -
Sales Tax (TSPLOST DISCRETIONARY)	\$ 300,000					\$ 300,000
Other						\$ -
Balance Forward		\$ 300,000	\$ -	\$ -	\$ -	
<b>TOTAL FUNDING SOURCES</b>	<b>\$ 300,000</b>	<b>\$ 300,000</b>	<b>\$ -</b>	<b>\$ -</b>	<b>\$ -</b>	<b>\$ 300,000</b>
<b>PROJECT COSTS</b>						
Professional Services						\$ -
Legal						\$ -
Architect/Engineering		\$ 50,000				\$ 50,000
Appraisal/Negotiations						\$ -
Construction		\$ 250,000				\$ 250,000
Land Acquisition						\$ -
Furnishings & Equipment						\$ -
<b>BUDGETED EXPENDITURES</b>	<b>\$ -</b>	<b>\$ 300,000</b>	<b>\$ -</b>	<b>\$ -</b>	<b>\$ -</b>	<b>\$ 300,000</b>
<b>BALANCE</b>	<b>\$ 300,000</b>	<b>\$ -</b>	<b>\$ -</b>	<b>\$ -</b>	<b>\$ -</b>	<b>\$ -</b>

## TSPLOST: MLK TRAIL

<b>PROJECT NAME:</b>	TSPLOST MLK Trail		
<b>PROJECT DESCRIPTION:</b>	Infrastructure improvements to the bike/pedestrian trail on MLK Boulevard		
<b>BENEFIT TO THE COMMUNITY:</b>	Transportation improvements improve navigability and accessibility for all residents, citizens, property owners, and visitors to Columbus		
<b>OPERATING BUDGET IMPACT:</b>	Reduced burden on operational budget for investment in transportation projects		
<b>MANAGING DEPARTMENT:</b>	ENGINEERING	<b>PROJECT TYPE:</b>	TSPLOST-DISCRETIONARY
<b>ACCOUNT CODE:</b>	0510 660 7000	<b>PROJECT NO:</b>	65011

	Prior Years	FY17	FY18	FY19	FY20	Total
<b>FUNDING SOURCES</b>						
Fund Balance						\$ -
Bond Proceeds						\$ -
Sales Tax (TSPLOST DISCRETIONARY)	\$ 700,000					\$ 700,000
Other						\$ -
Balance Forward		\$ 700,000	\$ -	\$ -	\$ -	
<b>TOTAL FUNDING SOURCES</b>	<b>\$ 700,000</b>	<b>\$ 700,000</b>	<b>\$ -</b>	<b>\$ -</b>	<b>\$ -</b>	<b>\$ 700,000</b>
<b>PROJECT COSTS</b>						
Professional Services		\$ 50,000				\$ 50,000
Legal						\$ -
Architect/Engineering		\$ 100,000				\$ 100,000
Appraisal/Negotiations						\$ -
Construction		\$ 450,000				\$ 450,000
Land Acquisition		\$ 100,000				\$ 100,000
Furnishings & Equipment						\$ -
<b>BUDGETED EXPENDITURES</b>	<b>\$ -</b>	<b>\$ 700,000</b>	<b>\$ -</b>	<b>\$ -</b>	<b>\$ -</b>	<b>\$ 700,000</b>
<b>BALANCE</b>	<b>\$ 700,000</b>	<b>\$ -</b>	<b>\$ -</b>	<b>\$ -</b>	<b>\$ -</b>	<b>\$ -</b>

## TSPLOST: SIDEWALKS/ADA

<b>PROJECT NAME:</b>	TSPLOST Sidewalks/ADA		
<b>PROJECT DESCRIPTION:</b>	Infrastructure and ADA improvements to sidewalks and other facilities.		
<b>BENEFIT TO THE COMMUNITY:</b>	Transportation improvements improve navigability and accessibility for all residents, citizens, property owners, and visitors to Columbus		
<b>OPERATING BUDGET IMPACT:</b>	Reduced burden on operational budget for investment in transportation projects		
<b>MANAGING DEPARTMENT:</b>	ENGINEERING	<b>PROJECT TYPE:</b>	TSPLOST-DISCRETIONARY
<b>ACCOUNT CODE:</b>	0510 660 7000	<b>PROJECT NO:</b>	65016

	Prior Years	FY17	FY18	FY19	FY20	Total
<b>FUNDING SOURCES</b>						
Fund Balance						\$ -
Bond Proceeds						\$ -
Sales Tax (TSPLOST DISCRETIONARY)	\$ 100,000					\$ 100,000
Other						\$ -
Balance Forward		\$ 100,000	\$ -	\$ -	\$ -	
<b>TOTAL FUNDING SOURCES</b>	<b>\$ 100,000</b>	<b>\$ 100,000</b>	<b>\$ -</b>	<b>\$ -</b>	<b>\$ -</b>	<b>\$ 100,000</b>
<b>PROJECT COSTS</b>						
Professional Services						\$ -
Legal						\$ -
Architect/Engineering						\$ -
Appraisal/Negotiations						\$ -
Construction		\$ 75,000				\$ 75,000
Land Acquisition						\$ -
Furnishings & Equipment		\$ 25,000				\$ 25,000
<b>BUDGETED EXPENDITURES</b>	<b>\$ -</b>	<b>\$ 100,000</b>	<b>\$ -</b>	<b>\$ -</b>	<b>\$ -</b>	<b>\$ 100,000</b>
<b>BALANCE</b>	<b>\$ 100,000</b>	<b>\$ -</b>	<b>\$ -</b>	<b>\$ -</b>	<b>\$ -</b>	<b>\$ -</b>

## TSPLOST: GUARDRAILS

<b>PROJECT NAME:</b>	TSPLOST Guardrails		
<b>PROJECT DESCRIPTION:</b>	Infrastructure improvements to guardrails along major roadways.		
<b>BENEFIT TO THE COMMUNITY:</b>	Transportation improvements improve navigability and accessibility for all residents, citizens, property owners, and visitors to Columbus		
<b>OPERATING BUDGET IMPACT:</b>	Reduced burden on operational budget for investment in transportation projects		
<b>MANAGING DEPARTMENT:</b> ENGINEERING			
<b>ACCOUNT CODE:</b> 0510 660 7000			
		<b>PROJECT TYPE:</b>	TSPLOST-DISCRETIONARY
		<b>PROJECT NO:</b>	65017

	Prior Years	FY17	FY18	FY19	FY20	Total
<b>FUNDING SOURCES</b>						
Fund Balance						\$ -
Bond Proceeds						\$ -
Sales Tax (TSPLOST DISCRETIONARY)	\$ 100,000					\$ 100,000
Other						\$ -
Balance Forward		\$ 100,000	\$ -	\$ -	\$ -	
<b>TOTAL FUNDING SOURCES</b>	<b>\$ 100,000</b>	<b>\$ 100,000</b>	<b>\$ -</b>	<b>\$ -</b>	<b>\$ -</b>	<b>\$ 100,000</b>
<b>PROJECT COSTS</b>						
Professional Services						\$ -
Legal						\$ -
Architect/Engineering						\$ -
Appraisal/Negotiations						\$ -
Construction		\$ 75,000				\$ 75,000
Land Acquisition						\$ -
Furnishings & Equipment		\$ 25,000				\$ 25,000
<b>BUDGETED EXPENDITURES</b>	<b>\$ -</b>	<b>\$ 100,000</b>	<b>\$ -</b>	<b>\$ -</b>	<b>\$ -</b>	<b>\$ 100,000</b>
<b>BALANCE</b>	<b>\$ 100,000</b>	<b>\$ -</b>	<b>\$ -</b>	<b>\$ -</b>	<b>\$ -</b>	<b>\$ -</b>

## TSPLOST: MELROSE BRIDGE

<b>PROJECT NAME:</b>	TSPLOST Melrose Bridge		
<b>PROJECT DESCRIPTION:</b>	Infrastructure improvements to the bridge on Melrose Drive.		
<b>BENEFIT TO THE COMMUNITY:</b>	Transportation improvements improve navigability and accessibility for all residents, citizens, property owners, and visitors to Columbus		
<b>OPERATING BUDGET IMPACT:</b>	Reduced burden on operational budget for investment in transportation projects		
<b>MANAGING DEPARTMENT:</b>	ENGINEERING	<b>PROJECT TYPE:</b>	TSPLOST-DISCRETIONARY
<b>ACCOUNT CODE:</b>	0510 660 7000	<b>PROJECT NO:</b>	65018

	Prior Years	FY17	FY18	FY19	FY20	Total
<b>FUNDING SOURCES</b>						
Fund Balance						\$ -
Bond Proceeds						\$ -
Sales Tax (TSPLOST DISCRETIONARY)	\$ 850,000					\$ 850,000
Other						\$ -
Balance Forward		\$ 850,000	\$ -	\$ -	\$ -	
<b>TOTAL FUNDING SOURCES</b>	<b>\$ 850,000</b>	<b>\$ 850,000</b>	<b>\$ -</b>	<b>\$ -</b>	<b>\$ -</b>	<b>\$ 850,000</b>
<b>PROJECT COSTS</b>						
Professional Services						\$ -
Legal						\$ -
Architect/Engineering		\$ 100,000				\$ 100,000
Appraisal/Negotiations						\$ -
Construction		\$ 750,000				\$ 750,000
Land Acquisition						\$ -
Furnishings & Equipment						\$ -
<b>BUDGETED EXPENDITURES</b>	<b>\$ -</b>	<b>\$ 850,000</b>	<b>\$ -</b>	<b>\$ -</b>	<b>\$ -</b>	<b>\$ 850,000</b>
<b>BALANCE</b>	<b>\$ 850,000</b>	<b>\$ -</b>	<b>\$ -</b>	<b>\$ -</b>	<b>\$ -</b>	<b>\$ -</b>

## TSPLOST: DISCRETIONARY FUNDED PROJECTS

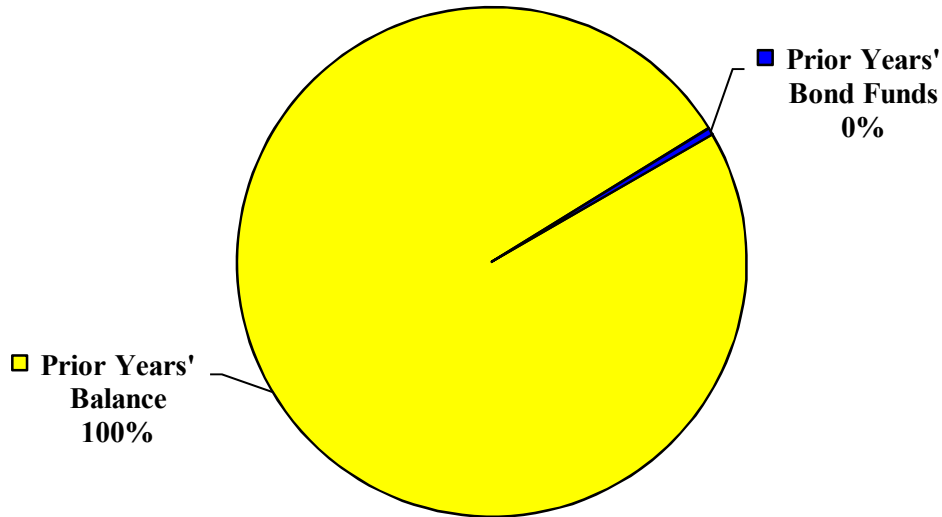
<b>PROJECT NAME:</b>	TSPLOST Discretionary Funds		
<b>PROJECT DESCRIPTION:</b>	As directed by Council discretion, these funds are utilized out of the discretionary portion of the TSPLOST Distribution for appropriate projects		
<b>BENEFIT TO THE COMMUNITY:</b>	Transportation improvements improve navigability and accessibility for all residents, citizens, property owners, and visitors to Columbus		
<b>OPERATING BUDGET IMPACT:</b>	Reduced burden on operational budget for investment in transportation projects		
<b>MANAGING DEPARTMENT:</b>	FINANCE	<b>PROJECT TYPE:</b>	TSPLOST-DISCRETIONARY
<b>ACCOUNT CODE:</b>	0510 660 7000	<b>PROJECT NO:</b>	TBD

	Prior Years	FY17	FY18	FY19	FY20	Total
<b>FUNDING SOURCES</b>						
Fund Balance						\$ -
Bond Proceeds						\$ -
Sales Tax (TSPLOST DISCRETIONARY)		\$ 2,500,000				\$ 2,500,000
Other						\$ -
Balance Forward		\$ -	\$ -	\$ -	\$ -	
<b>TOTAL FUNDING SOURCES</b>	<b>\$ -</b>	<b>\$ 2,500,000</b>	<b>\$ -</b>	<b>\$ -</b>	<b>\$ -</b>	<b>\$ 2,500,000</b>
<b>PROJECT COSTS</b>						
Professional Services		\$ 10,000				\$ 10,000
Legal		\$ 10,000				\$ 10,000
Architect/Engineering		\$ 480,000				\$ 480,000
Appraisal/Negotiations						\$ -
Construction		\$ 2,000,000				\$ 2,000,000
Land Acquisition						\$ -
Furnishings & Equipment						\$ -
<b>BUDGETED EXPENDITURES</b>	<b>\$ -</b>	<b>\$ 2,500,000</b>	<b>\$ -</b>	<b>\$ -</b>	<b>\$ -</b>	<b>\$ 2,500,000</b>
<b>BALANCE</b>	<b>\$ -</b>	<b>\$ -</b>	<b>\$ -</b>	<b>\$ -</b>	<b>\$ -</b>	<b>\$ -</b>

# ENVIRONMENTAL SUMMARY

---

## FY17 FINANCING METHOD \$1,230,685



### FY17 FINANCING FOR ENVIRONMENTAL PROJECTS

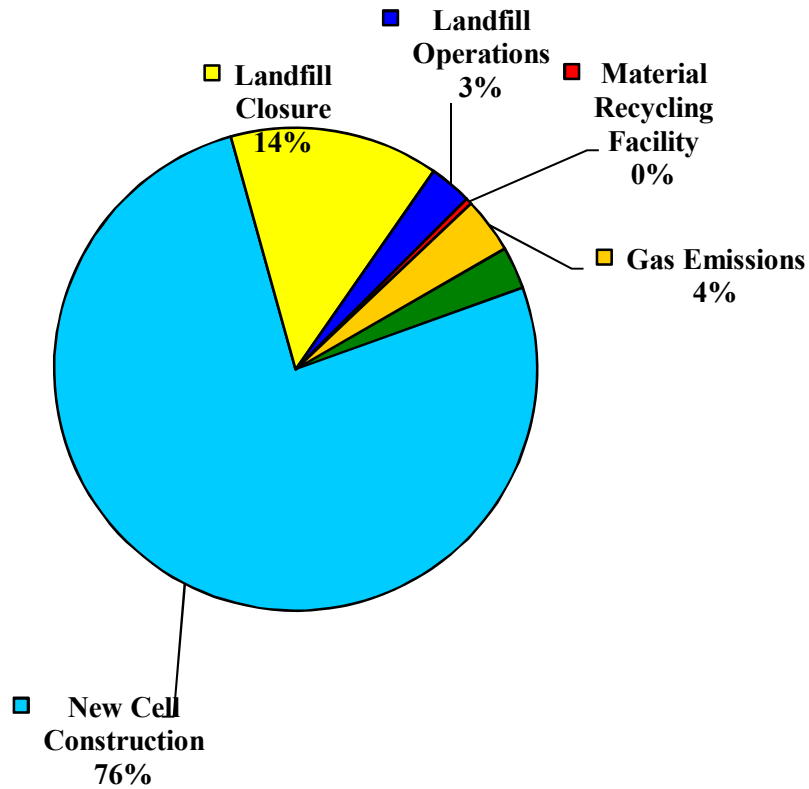
<u>METHOD/SOURCE</u>	<u>AMOUNT</u>
1999 SPLOST	0
Prior Years' 1999 SPLOST	0
Prior Years' Balance	1,225,172
Prior Years' Bond Funds	5,513
<b>FY17 TOTAL</b>	<b><u><u>\$1,230,685</u></u></b>



# ENVIRONMENTAL SUMMARY

---

## FY17 PROJECT COSTS \$1,230,685



## FY17 ENVIRONMENTAL PROJECTS

<u>PROJECT</u>	<u>AMOUNT</u>
Integrated Waste / Various	\$35,000
New Cell Construction	937,267
Landfill Closure	172,509
Landfill Operations	35,000
Material Recycling Facility	5,513
Gas Emissions	45,396
<b>FY17 TOTAL</b>	<b><u><u>\$1,230,685</u></u></b>

## ENVIRONMENTAL/INTEGRATED WASTE SUMMARY

### FIVE YEAR FORECAST INTEGRATED WASTE FUND CAPITAL IMPROVEMENT PROJECTS

		Carryforward	FY17	FY18	FY19	FY20	Total
<b>FUNDING SOURCES</b>							
<b>INTEGRATED WASTE FUND</b>		\$ 1,225,172	\$ -	\$ 850,000	\$ 850,000	\$ 850,000	\$ 3,775,172
Bond Proceeds		\$ 5,513					\$ 5,513
Sales Tax (2009 LOST)							\$ -
Sales Tax (1999 SPLOST)							\$ -
Balance Forward							\$ -
<b>TOTAL FUNDING</b>		<b>\$ 1,230,685</b>	<b>\$ -</b>	<b>\$ 850,000</b>	<b>\$ 850,000</b>	<b>\$ 850,000</b>	<b>\$ 3,780,685</b>
			<b>\$ 1,230,685</b>				
<b>PROJECT COSTS</b>							
	<b>Type</b>	<b>Prior to FY17</b>	<b>FY17</b>	<b>FY18</b>	<b>FY19</b>	<b>FY20</b>	<b>Total</b>
Oxbow Methane Monitoring Well #8	Gas Emission	\$ 38,577	\$ -				\$ 38,577
Greenhouse Gas	Gas Emission	\$ 46,338	\$ 45,396				\$ 91,734
Pine Grove Landfill Closure	Landfill Closure	\$ 253,679	\$ 123,257	\$ 50,000	\$ 50,000	\$ 50,000	\$ 526,936
Wilson Camp/Satilla Closure	Landfill Closure	\$ 235,858	\$ 18,636				\$ 254,494
Pine Grove Operation Software	Landfill Operations	\$ 19,689	\$ -				\$ 19,689
New Cell Construction	New Cell Construction	\$ 5,343,611	\$ 937,267	\$ 800,000	\$ 800,000	\$ 800,000	\$ 8,680,878
Recycling Sustainability Center	Recycling	\$ 8,596,947	\$ 5,513				\$ 8,602,460
Oxbow Meadows Inert Landfill Closure	Landfill Closure	\$ 93,664	\$ 30,616				\$ 124,280
Schatulga Rd Landfill Well Replacements	Landfill Closure	\$ -	\$ 35,000				\$ 35,000
Granite Bluff Revised Development Plan	Landfill Operations	\$ -	\$ 35,000				\$ 35,000
<b>TOTAL PROJECT COSTS</b>		<b>\$ 14,628,363</b>	<b>\$ 1,230,685</b>	<b>\$ 850,000</b>	<b>\$ 850,000</b>	<b>\$ 850,000</b>	<b>\$ 18,409,048</b>

## OXBOW METHANE MONITORING WELL #8

<b>PROJECT NAME:</b>	Oxbow Methane Monitoring Well #8		
<b>PROJECT DESCRIPTION:</b>	Funds the installation of mechanism to collect and recycle methane gas from Oxbow landfill		
<b>BENEFIT TO THE COMMUNITY:</b>	Removes hazardous methane gas material from landfill and provides for recycling of methane		
<b>OPERATING BUDGET IMPACT:</b>	Reduced dependency on bond or other funding sources to cover landfill closure costs		
<b>MANAGING DEPARTMENT:</b>	PUBLIC WORKS	<b>PROJECT TYPE:</b>	LANDFILL CLOSURE
<b>ACCOUNT CODE:</b>	0207 660 4000	<b>PROJECT NO:</b>	20725

	Prior Years	FY17	Total
<b>FUNDING SOURCES</b>			
Fund Balance- INTEGRATED WASTE FUND	\$ 38,577		\$ 38,577
Bond Proceeds			\$ -
Sales Tax			\$ -
Other			\$ -
Balance Forward		\$ (0)	
<b>TOTAL FUNDING SOURCES</b>	<b>\$ 38,577</b>	<b>\$ (0)</b>	<b>\$ 38,577</b>
<b>PROJECT COSTS</b>			
Professional Services	\$ 11,519		\$ 11,519
Legal			\$ -
Architect/Engineering	\$ 27,058		\$ 27,058
Appraisal/Negotiations			\$ -
Construction			\$ -
Land Acquisition			\$ -
Furnishings & Equipment			\$ -
<b>BUDGETED EXPENDITURES</b>	<b>\$ 38,577</b>	<b>\$ -</b>	<b>\$ 38,577</b>
<b>BALANCE</b>	<b>\$ (0)</b>	<b>\$ (0)</b>	<b>\$ (0)</b>

## GREENHOUSE GAS PROJECT

<b>PROJECT NAME:</b>	Greenhouse Gas and Landfill Gas Utilization RFP and Evaluation		
<b>PROJECT DESCRIPTION:</b>	Funding for implementation of greenhouse gas emission system to gather, recycle and/or eliminate hazardous or noxious gas emissions from landfill site(s)		
<b>BENEFIT TO THE COMMUNITY:</b>	Improve air and environmental quality, protect neighboring communities and increase efficiencies of operation		
<b>OPERATING BUDGET IMPACT:</b>	Reduced risk of exposure for costs associated with gas emissions collection and containment		
<b>MANAGING DEPARTMENT:</b>	PUBLIC WORKS	<b>PROJECT TYPE:</b>	LANDFILL OPERATIONS
<b>ACCOUNT CODE:</b>	0207 660 4000	<b>PROJECT NO:</b>	20722 and 20730

	Prior Years	FY17	Total
<b>FUNDING SOURCES</b>			
Fund Balance- INTEGRATED WASTE FUND	\$ 91,734		\$ 91,734
Bond Proceeds			\$ -
Sales Tax			\$ -
Other			\$ -
Balance Forward		\$ 45,396	
<b>TOTAL FUNDING SOURCES</b>	<b>\$ 91,734</b>	<b>\$ 45,396</b>	<b>\$ 91,734</b>
<b>PROJECT COSTS</b>			
Professional Services			\$ -
Legal			\$ -
Architect/Engineering	\$ 46,338	\$ 45,396	\$ 91,734
Appraisal/Negotiations			\$ -
Construction			\$ -
Land Acquisition			\$ -
Furnishings & Equipment			\$ -
<b>BUDGETED EXPENDITURES</b>	<b>\$ 46,338</b>	<b>\$ 45,396</b>	<b>\$ 91,734</b>
<b>BALANCE</b>	<b>\$ 45,396</b>	<b>\$ -</b>	<b>\$ -</b>

## PINE GROVE LANDFILL CLOSURE

<b>PROJECT NAME:</b>	Landfill Closeout		
<b>PROJECT DESCRIPTION:</b>	Funding for the closure and post-closure costs for Pine Grove Landfill in accordance with State and Federal specifications and mandates. The landfill will reach capacity by 2017		
<b>BENEFIT TO THE COMMUNITY:</b>	Ensure compliance with State and Federal requirements for landfill closure and post-closure for the protection of ground water and air quality as well as reduced risk of exposure for liability		
<b>OPERATING BUDGET IMPACT:</b>	Reduced dependency on bond funding or other fund sources for closure and post-closure costs		
<b>MANAGING DEPARTMENT:</b>	PUBLIC WORKS	<b>PROJECT TYPE:</b>	LANDFILL CLOSURE
<b>ACCOUNT CODE:</b>	0207 660 4000	<b>PROJECT NO:</b>	20711

	Prior Years	FY17	Total
<b>FUNDING SOURCES</b>			
Fund Balance- INTEGRATED WASTE FUND	\$ 376,936		\$ 376,936
Bond Proceeds			\$ -
Sales Tax			\$ -
Other			\$ -
Balance Forward		\$ 123,257	
<b>TOTAL FUNDING SOURCES</b>	<b>\$ 376,936</b>	<b>\$ 123,257</b>	<b>\$ 376,936</b>
<b>PROJECT COSTS</b>			
Professional Services			\$ -
Legal			\$ -
Architect/Engineering	\$ 49,800	\$ 65,000	\$ 114,800
Appraisal/Negotiations			\$ -
Construction	\$ 203,879	\$ 58,257	\$ 262,136
Land Acquisition			\$ -
Furnishings & Equipment			\$ -
<b>BUDGETED EXPENDITURES</b>	<b>\$ 253,679</b>	<b>\$ 123,257</b>	<b>\$ 376,936</b>
<b>BALANCE</b>	<b>\$ 123,257</b>	<b>\$ -</b>	<b>\$ -</b>

## WILSON CAMP/SATILLA CLOSURE

<b>PROJECT NAME:</b>	Wilson Camp/Satilla Closure		
<b>PROJECT DESCRIPTION:</b>	Funding for closure of Wilson Camp/Satilla landfill		
<b>BENEFIT TO THE COMMUNITY:</b>	Compliance with State and Federal mandates pertaining to landfill closure and post-closure		
<b>OPERATING BUDGET IMPACT:</b>	Reduced risk of exposure for non-compliance with state and federal mandates		
<b>MANAGING DEPARTMENT:</b>	PUBLIC WORKS	<b>PROJECT TYPE:</b>	LANDFILL CLOSURE
<b>ACCOUNT CODE:</b>	0207 660 4000	<b>PROJECT NO:</b>	20719

	Prior Years	FY17	Total
<b>FUNDING SOURCES</b>			
Fund Balance- INTEGRATED WASTE FUND	\$ 254,494		\$ 254,494
Bond Proceeds			\$ -
Sales Tax			\$ -
Other			\$ -
Balance Forward		\$ 18,636	
<b>TOTAL FUNDING SOURCES</b>	<b>\$ 254,494</b>	<b>\$ 18,636</b>	<b>\$ 254,494</b>
<b>PROJECT COSTS</b>			
Professional Services	\$ 110,046	\$ 18,636	\$ 128,682
Legal			\$ -
Architect/Engineering	\$ 125,812		\$ 125,812
Appraisal/Negotiations			\$ -
Construction			\$ -
Land Acquisition			\$ -
Furnishings & Equipment			\$ -
<b>BUDGETED EXPENDITURES</b>	<b>\$ 235,858</b>	<b>\$ 18,636</b>	<b>\$ 254,494</b>
<b>BALANCE</b>	<b>\$ 18,636</b>	<b>\$ -</b>	<b>\$ -</b>

## PINE GROVE LANDFILL OPERATION SOFTWARE

<b>PROJECT NAME:</b>	Landfill Operation Software		
<b>PROJECT DESCRIPTION:</b>	Funding for the implementation of software system to manage operations at Pine Grove landfill		
<b>BENEFIT TO THE COMMUNITY:</b>	Provide enhanced operational efficiencies at landfill and improve process for weighing and invoicing customers for landfill patronage		
<b>OPERATING BUDGET IMPACT:</b>	Reduced dependency on bond funds or other funding sources for landfill operating costs		
<b>MANAGING DEPARTMENT:</b>	PUBLIC WORKS	<b>PROJECT TYPE:</b>	LANDFILL OPERATIONS
<b>ACCOUNT CODE:</b>	0207 660 4000	<b>PROJECT NO:</b>	20716 and 20731

	Prior Years	FY17	Total
<b>FUNDING SOURCES</b>			
Fund Balance- INTEGRATED WASTE FUND	\$ 19,689		\$ 19,689
Bond Proceeds			\$ -
Sales Tax			\$ -
Other			\$ -
Balance Forward		\$ -	
<b>TOTAL FUNDING SOURCES</b>	<b>\$ 19,689</b>	<b>\$ -</b>	<b>\$ 19,689</b>
<b>PROJECT COSTS</b>			
Professional Services			\$ -
Legal			\$ -
Architect/Engineering			\$ -
Appraisal/Negotiations			\$ -
Construction			\$ -
Land Acquisition			\$ -
Furnishings & Equipment	\$ 19,689		\$ 19,689
<b>BUDGETED EXPENDITURES</b>	<b>\$ 19,689</b>	<b>\$ -</b>	<b>\$ 19,689</b>
<b>BALANCE</b>	<b>\$ -</b>	<b>\$ -</b>	<b>\$ -</b>

## NEW CELL CONSTRUCTION

<b>PROJECT NAME:</b>	New Cell Constr./Pump No. 1 Upgrade/Pump #1 Constr. Upgrade/		
	Constr. & Demo Expansion		
<b>PROJECT DESCRIPTION:</b>	Funding for construction of new cells for putrescible waste at the Pine Grove Landfill. Each cell has a life span of 3 years, after which they must be replaced.		
<b>BENEFIT TO THE COMMUNITY:</b>	Disposal of waste in accordance with State and Federal requirements and laws ensures compliance and protection of ground water, air quality, and the environment		
<b>OPERATING BUDGET IMPACT:</b>	Reduced exposure to risk of non-compliance with State and Federal mandates		
<b>MANAGING DEPARTMENT:</b>	PUBLIC WORKS	<b>PROJECT TYPE:</b>	NEW CELL CONSTRUCTION
<b>ACCOUNT CODE:</b>	0207 660 4000		20709, 20729, 20732, 20733, 20734

	Prior Years	FY17	Total
<b>FUNDING SOURCES</b>			
Fund Balance-INTEGRATED WASTE FUND	\$ 6,280,878		\$ 6,280,878
Bond Proceeds			\$ -
Sales Tax			\$ -
Other			\$ -
Balance Forward		\$ 937,267	
<b>TOTAL FUNDING SOURCES</b>	<b>\$ 6,280,878</b>	<b>\$ 937,267</b>	<b>\$ 6,280,878</b>
<b>PROJECT COSTS</b>			
Professional Services			\$ -
Legal	\$ 67,000	\$ 50,000	\$ 117,000
Architect/Engineering	\$ 679,837	\$ 100,000	\$ 779,837
Appraisal/Negotiations			\$ -
Construction	\$ 4,596,774	\$ 787,267	\$ 5,384,041
Land Acquisition			\$ -
Furnishings & Equipment			\$ -
<b>BUDGETED EXPENDITURES</b>	<b>\$ 5,343,611</b>	<b>\$ 937,267</b>	<b>\$ 6,280,878</b>
<b>BALANCE</b>	<b>\$ 937,267</b>	<b>\$ -</b>	<b>\$ -</b>



## RECYCLING SUSTAINABILITY CENTER

<b>PROJECT NAME:</b>	Recycling Sustainability Center		
<b>PROJECT DESCRIPTION:</b>	Construct and equip material recycling and environmental sustainability resource center		
<b>BENEFIT TO THE COMMUNITY:</b>	Facilitates comprehensive recycling program for all residential, commercial and industrial community citizens; protects environment and ensures sustainability of natural resources over time		
<b>OPERATING BUDGET IMPACT:</b>	Reduced dependency on bond funding or other financial resources for landfill maintenance; increased operational costs of recycling facility		
<b>MANAGING DEPARTMENT:</b>	PUBLIC WORKS	<b>PROJECT TYPE:</b>	RECYCLING
<b>ACCOUNT CODE:</b>	0559 800 2150	<b>PROJECT NO:</b>	20717 and 82005

	Prior Years	FY17	Total
<b>FUNDING SOURCES</b>			
Fund Balance- INTEGRATED WASTE FUND	\$ 102,460		\$ 102,460
Bond Proceeds	\$ 8,500,000		\$ 8,500,000
Sales Tax			\$ -
Other			\$ -
Balance Forward		\$ 5,513	
<b>TOTAL FUNDING SOURCES</b>	<b>\$ 8,602,460</b>	<b>\$ 5,513</b>	<b>\$ 8,602,460</b>
<b>PROJECT COSTS</b>			
Professional Services			\$ -
Legal			\$ -
Architect/Engineering	\$ 1,372,881		\$ 1,372,881
Appraisal/Negotiations			\$ -
Construction	\$ 6,346,861	\$ 5,513	\$ 6,352,374
Land Acquisition			\$ -
Furnishings & Equipment	\$ 877,205		\$ 877,205
<b>BUDGETED EXPENDITURES</b>	<b>\$ 8,596,947</b>	<b>\$ 5,513</b>	<b>\$ 8,602,460</b>
<b>BALANCE</b>	<b>\$ 5,513</b>	<b>\$ -</b>	<b>\$ -</b>

## OXBOW MEADOWS INERT LANDFILL CLOSURE

<b>PROJECT NAME:</b>	Oxbow Meadows Inert Landfill Closure		
<b>PROJECT DESCRIPTION:</b>	Funding for the closure and post-closure costs for Oxbow Meadows accordance with State and Federal specifications and mandates.		
<b>BENEFIT TO THE COMMUNITY:</b>	Ensure compliance with State and Federal requirements for landfill closure and post-closure for the protection of ground water and air quality.		
<b>OPERATING BUDGET IMPACT:</b>	Reduced risk of exposure for non-compliance with state and federal mandates		
<hr/>			
<b>MANAGING DEPARTMENT:</b>	PUBLIC WORKS	<b>PROJECT TYPE:</b>	LANDFILL CLOSURE
<b>ACCOUNT CODE:</b>	0207 660 4000	<b>PROJECT NO:</b>	20735

	Prior Years	FY17	Total
<b>FUNDING SOURCES</b>			
Fund Balance- INTEGRATED WASTE FUND	\$ 124,280		\$ 124,280
Bond Proceeds			\$ -
Sales Tax			\$ -
Other			\$ -
Balance Forward		\$ 30,616	
<b>TOTAL FUNDING SOURCES</b>	<b>\$ 124,280</b>	<b>\$ 30,616</b>	<b>\$ 124,280</b>
<hr/>			
<b>PROJECT COSTS</b>			
Professional Services			\$ -
Legal			\$ -
Architect/Engineering	\$ 93,664	\$ 30,616	\$ 124,280
Appraisal/Negotiations			\$ -
Construction			\$ -
Land Acquisition			\$ -
Furnishings & Equipment			\$ -
<b>BUDGETED EXPENDITURES</b>	<b>\$ 93,664</b>	<b>\$ 30,616</b>	<b>\$ 124,280</b>
<hr/>			
<b>BALANCE</b>	<b>\$ 30,616</b>	<b>\$ -</b>	<b>\$ -</b>

## SCHATULGA RD LANDFILL WELL REPLACEMENTS

<b>PROJECT NAME:</b>	Schatulga Rd Landfill Well Replacements		
<b>PROJECT DESCRIPTION:</b>	Funding to replace 2 ground water wells at the Schatulga Rd Landfill as a part of post care corrective action.		
<b>BENEFIT TO THE COMMUNITY:</b>	Ensure compliance with State and Federal requirements for landfill closure and post-closure for the protection of ground water and air quality.		
<b>OPERATING BUDGET IMPACT:</b>	Reduced risk of exposure for non-compliance with state and federal mandates		
<hr/>			
<b>MANAGING DEPARTMENT:</b>	PUBLIC WORKS	<b>PROJECT TYPE:</b>	LANDFILL CLOSURE
<b>ACCOUNT CODE:</b>	0207 660 4000	<b>PROJECT NO:</b>	20736

	Prior Years	FY17	Total
<b>FUNDING SOURCES</b>			
Fund Balance- INTEGRATED WASTE FUND	\$ 35,000		\$ 35,000
Bond Proceeds			\$ -
Sales Tax			\$ -
Other			\$ -
Balance Forward		\$ 35,000	
<b>TOTAL FUNDING SOURCES</b>	<b>\$ 35,000</b>	<b>\$ 35,000</b>	<b>\$ 35,000</b>
<hr/>			
<b>PROJECT COSTS</b>			
Professional Services			\$ -
Legal			\$ -
Architect/Engineering		\$ 3,370	\$ 3,370
Appraisal/Negotiations			\$ -
Construction		\$ 31,630	\$ 31,630
Land Acquisition			\$ -
Furnishings & Equipment			\$ -
<b>BUDGETED EXPENDITURES</b>	<b>\$ -</b>	<b>\$ 35,000</b>	<b>\$ 35,000</b>
<hr/>			
<b>BALANCE</b>	<b>\$ 35,000</b>	<b>\$ -</b>	<b>\$ -</b>

## GRANITE BLUFF REVISED DEVELOPMENT PLAN

<b>PROJECT NAME:</b>	Granite Bluff Revised Development Plan		
<b>PROJECT DESCRIPTION:</b>	Revise the site development plan for Granite Bluff Inert Landfill in regards to the disposal of inert waste.		
<b>BENEFIT TO THE COMMUNITY:</b>	Ensure compliance with State and Federal requirements for inert waste disposal.		
<b>OPERATING BUDGET IMPACT:</b>	Reduced risk of exposure for non-compliance with state and federal mandates.		
<hr/>			
<b>MANAGING DEPARTMENT:</b>	PUBLIC WORKS	<b>PROJECT TYPE:</b>	LANDFILL CLOSURE
<b>ACCOUNT CODE:</b>	0207 660 4000	<b>PROJECT NO:</b>	20736

	Prior Years	FY17	Total
<b>FUNDING SOURCES</b>			
Fund Balance- INTEGRATED WASTE FUND	\$ 35,000		\$ 35,000
Bond Proceeds			\$ -
Sales Tax			\$ -
Other			\$ -
Balance Forward		\$ 35,000	
<b>TOTAL FUNDING SOURCES</b>	<b>\$ 35,000</b>	<b>\$ 35,000</b>	<b>\$ 35,000</b>
<hr/>			
<b>PROJECT COSTS</b>			
Professional Services			\$ -
Legal			\$ -
Architect/Engineering		\$ 3,370	\$ 3,370
Appraisal/Negotiations			\$ -
Construction		\$ 31,630	\$ 31,630
Land Acquisition			\$ -
Furnishings & Equipment			\$ -
<b>BUDGETED EXPENDITURES</b>	<b>\$ -</b>	<b>\$ 35,000</b>	<b>\$ 35,000</b>
<hr/>			
<b>BALANCE</b>	<b>\$ 35,000</b>	<b>\$ -</b>	<b>\$ -</b>

# **CITY OF COLUMBUS – ACKNOWLEDGEMENTS**

## **Departments & Elected Offices**

Executive – Teresa Pike Tomlinson  
Legislative - Tiny Washington  
Legal – Clifton Fay  
Chief Administrator/ City Manager – Isaiah Hugley  
Deputy City Manager – Lisa Goodwin  
Deputy City Manager – Pamela Hodge  
Finance – Angelica Alexander  
Internal Auditor- John Redmond  
Information Technology – Dr. Forrest Toelle  
Human Resources – Reather Hollowell  
Codes and Inspections – John Hudgison  
Planning – Rick Jones  
Community Reinvestment – Laura McCool Johnson  
Engineering – Donna Newman  
Public Works – Pat Biegler  
Parks & Recreation – Holli Browder  
Cooperative Extension Service – Rhea Bentley  
Board of Tax Assessors – Betty Middleton  
Board of Elections & Registrations - Nancy Boren  
Crime Prevention Office- Seth Brown  
Police Services – Ricky Boren  
Fire & Emergency Medical Services – Jeff Meyer  
Muscogee County Prison – Dwight Hamrick  
Superior Courts of Muscogee County – Chief Judge Gil McBride  
District Attorney – Julia Slater  
Clerk of Superior Courts of Muscogee County - Linda Pierce  
State Courts of Muscogee County - Andy Prather, Ben Richardson  
State Court Solicitor – Suzanne Goddard  
Public Defender – Moffett Flournoy  
Magistrate and Municipal Court – Steven Smith  
Clerk of Municipal Court - Vivian Creighton-Bishop  
Municipal Court Marshal – Greg Countryman  
Judge of Probate Court – Marc D’Antonio  
Sheriff’s Office – John Darr  
Tax Commissioner - Lula Huff  
Coroner – Buddy Bryan  
Recorder’s Court – Michael Cielinski  
Columbus Transit System (METRA) – Rosa Evans  
Bull Creek Golf Course and Oxbow Creek Golf Course - John Milam  
Columbus Convention & Trade Center – David Bevans  
Columbus Civic Center – Ross Horner  
Workforce Innovation & Opportunity Act - Howard Pendleton

## **CITY OF COLUMBUS – ACKNOWLEDGEMENTS**

We want to extend a special thank you to the following individuals whose contribution to the completion of this document is greatly appreciated.

### **Budget Preparation:**

Pamela Hodge, Deputy City Manager of Finance, Planning & Development  
Angelica Alexander, Director of Finance  
Embry Moore, Budget and Management Analyst

### **Design and Printing:**

The Printing and Information Technology Divisions of the Columbus  
Consolidated Government