


Columbus, Georgia

The Rapids, Chattahoochee River, Columbus, Ga.



Columbus Consolidated Government
Fiscal Year 2013
Capital Improvement Program Budget

**Columbus Consolidated Government
Annual Operating Budget
July 1, 2012 - June 30, 2013**

Mayor and Council

Mayor – Teresa Tomlinson

Mayor Pro-Tem, Councilor, District 4 - Evelyn Turner Pugh

Budget Review Chairman, Councilor, At Large – Berry “Skip” Henderson

Councilor, District 1 – Jerry “Pop” Barnes

Councilor, District 2 – Glenn Davis

Councilor, District 3 – Bruce Huff

Councilor, District 5 – Mike Baker

Councilor, District 6 – Gary Allen

Councilor, District 7 - Evelyn “Mimi” Woodson

Councilor, District 8 – C. E. “Red” McDaniel

Councilor, At Large – Judy Thomas

Isaiah Hugley
City Manager

Lisa Goodwin
Deputy City Manager

David Arrington
Deputy City Manager



GOVERNMENT FINANCE OFFICERS ASSOCIATION

*Distinguished
Budget Presentation
Award*

PRESENTED TO

**Columbus Consolidated Government
Georgia**

For the Fiscal Year Beginning

July 1, 2011

Linda C. Davison Jeffrey R. Egan

President

Executive Director

The Government Finance Officers Association of the United States and Canada (GFOA) presented an award of Distinguished Presentation to Columbus Consolidated Government for its annual budget for the fiscal year beginning July 1, 2011.

In order to receive this award, a governmental unit must publish a budget document that meets program criteria as a policy document, as an operations guide, as a financial plan and as a communication device.

The award is valid for a period for one year only. We believe our current document continues to conform to program requirements, and we are submitting it to GFOA to determine its' eligibility for another award.

TABLE OF CONTENTS

INTRODUCTION

Capital Projects Background.....	5
Capital Projects Budget/Funding Process.....	6
Capital Projects Overview.....	6
Capital Projects Financial Summary.....	8

CAPITAL PROJECTS

Management.....	10
Parks, Recreation, & Leisure.....	38
Public Safety/Criminal Justice.....	49
Drainage.....	54
Transportation.....	80
Environmental.....	144

APPENDIX

Glossary.....	158
Acknowledgements.....	159

INTRODUCTION

CAPITAL PROJECTS BACKGROUND

The City operated a capital program since consolidation in 1971. The program, supported by the General, Sewer and Paving operating funds, has historically been used for infrastructure such as road construction, drainage improvements, technology support and miscellaneous project fund reserve. The Sewer and Paving Funds are supported primarily by property tax revenue. General Fund revenue is funded from property, utility, sales and other taxes, as well as miscellaneous other revenues.

The Integrated Waste Management Fund was added in 1994 to account for capital projects related to the construction and expansion of landfills. This fund is supported by service charges from residential and commercial waste.

In addition to the operating fund supported Capital Improvement Project (CIP) Funds, the Consolidated Government finances projects either through debt issuance or contractual debt issued through the Columbus Building Authority. The Authority was created by Article VII, Sec. VI, Pa. 1 of the Constitution of Georgia of 1945, as amended and ratified at the general election of November 5, 1968 (Ga. L. 1966, Pg. 946). The Authority provides a means to issue revenue certificates to acquire, construct, equip, maintain, and operate self-liquidating projects embracing buildings and facilities for use by the Consolidated Government of Columbus, Georgia.

In 1999, the citizens of Columbus renewed the 1993 1¢ special local option sales tax (SPLOST). The renewal of SPLOST will provide the funding for approximately \$255,000,000 of capital projects to be used for public safety; economic development; recreation; transportation; a government service center; storm water drainage improvements and flood abatement; road, street, and bridge construction/repair; a county library; and, governmental, proprietary, and administrative purposes of the SPLOST. The projects will be financed with equally distributed revenues and constructed as SPLOST cash flow allows over an approximate nine-year period. In 2010, SPLOST collections ended.

In July of 2008, the citizens of Columbus, GA voted to approve a Local Option Sales Tax (LOST) that would allocate a one-cent sales tax to help raise funding for the city. Seventy percent of the tax revenue is devoted to Public Safety. Proposed public safety expenditures include adding 100 police officers to the 388; adding new patrol zones; building police precincts and replacing fire stations; building a jail addition; hiring sheriff personnel; and annually paying every city law enforcement officer a \$3,000 supplement. The remaining thirty percent will be dedicated toward roads, bridges and other much needed infrastructure projects. The tax went into effect on January 1st, 2009.

INTRODUCTION

CAPITAL PROJECTS BUDGET/FUNDING PROCESS

During the operating budget process, departments submit funding requests for new projects. In order to get a total project cost, budget procedure requires requests to be presented over a five-year period to include anticipated operating costs after project completion.

The CIP Committee reviews the funding requests. This Committee is comprised of the department heads associated with the ongoing capital improvement projects. These funding requests are ranked by importance and need to the community and are then forwarded to the City Manager with funding recommendations to be included in the overall Operating Budget.

All funding sources are approved by the City Council. Projects financed by the operating funds are presented in the Annual Operating Budget as transfers out or within specific departmental budgets. The appropriations are transferred to the relevant CIP funds. Projects may be financed with a myriad of sources and unlike the operating funds; CIP appropriations do not lapse at year-end.

The funding for the \$153,513,176 of Capital Improvements Projects for the FY13 Fiscal Year are financed through the following methods (See summary of financing and projects by service type on pages 6-7):

- Operating fund supported (General, Sewer, Paving, Integrated Waste)
- 1999 Special Purpose Local Option Sales Tax
- Columbus Building Authority – Contractual Debt (1999C, 2003A, 2003B, 2010A, 2010B, 2010C Issues)
- 2009 Other Local Option Sales Tax

The total financing for a given project may be available at one time, while the project may take more than one fiscal year to complete. Therefore, financing sources may be higher than the project cost for that fiscal year. In this case, the total financing sources are earmarked and recorded for that project and any balance carried forward to the next fiscal year.

CAPITAL PROJECTS OVERVIEW

This document is a comprehensive overview of projects currently funded by the Consolidated Government. The projects are grouped by service type. The project groups are:

MANAGEMENT – Incorporated in this group are projects, which will impact the general function and management of the Consolidated Government. Projects may include land acquisition and development, facilities and infrastructure construction and renovation not directly associated with any other service classification. These projects are typically funded with contributions to the CIP Fund from the operating funds. (The summary and each service type category and detail pages of the individual projects composing the service type are behind the Management tab).

INTRODUCTION

PARKS, RECREATION & LEISURE – All costs associated with the land acquisition and park development, facilities construction and renovation of gymnasiums, museums, recreation centers, marinas, courts, and fields and other facilities and infrastructure associated with recreational and leisure activities. These projects are primarily financed by the SPLOST but also receive funding from the General Fund, grants and private contributions. (The summary and each service type category and detail pages of the individual projects composing the service type are behind the Parks, Recreation & Leisure tab).

PUBLIC SAFETY/CRIMINAL JUSTICE – All projects related to the delivery of Courts, Police, Fire, Sheriff, Marshal, Emergency Medical and Correction services are recorded in this section. These projects are typically funded by the General Fund but may be financed through debt and other sources. (The summary and each service type category and detail pages of the individual projects composing the service type are behind the Public Safety/Criminal Justice tab).

DRAINAGE – Projects classified as drainage are primarily concerned with storm water control, flood prevention and soil conservation. Sewer construction and renovations, open ditch and stream bank stabilization, and retention pond improvements are found in this section. (The summary and each service type category and detail pages of the individual projects composing the service type are behind the Drainage tab).

TRANSPORTATION - All modes of transportation for motorized and non-motorized vehicular and pedestrian traffic are included here. Projects may be land and right-of-way acquisition, traffic signalization, road, sidewalks, and path or trail construction. Road projects are primarily funded through contributions from the Paving Fund. Other financing sources may include SPLOST or bond issues. (The summary and each service type category and detail pages of the individual projects composing the service type are behind the Transportation tab).

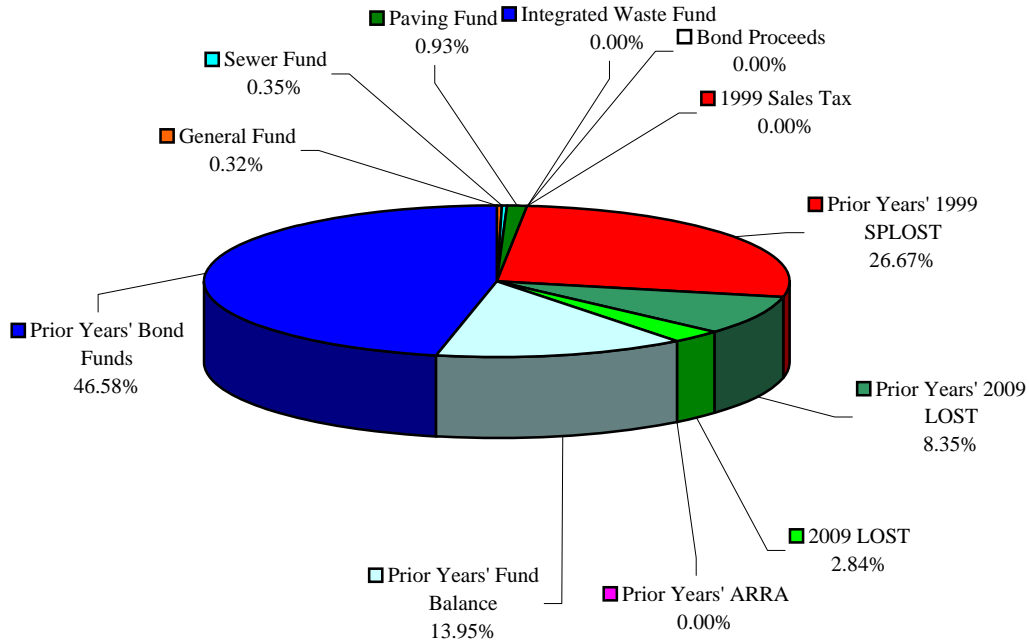
ENVIRONMENTAL – This category primarily shows projects associated with the landfills. Other projects may include urban re-forestation, streetscapes and gateway projects. (The summary and each service type category and detail pages of the individual projects composing the service type are behind the Environmental tab).

Capital Improvement Projects project budgets may include any of the following basic costs commonly associated with a CIP Project:

- Renovation or expansion of existing facilities
- Initial feasibility study for new facilities/infrastructure
- Land acquisition, site improvements, development
- Construction of new facility/infrastructure
- Management/administrative costs
- Equipment and furnishings associated with the project

CIP PROJECT SUMMARY

FY13 FINANCING METHOD \$153,513,176

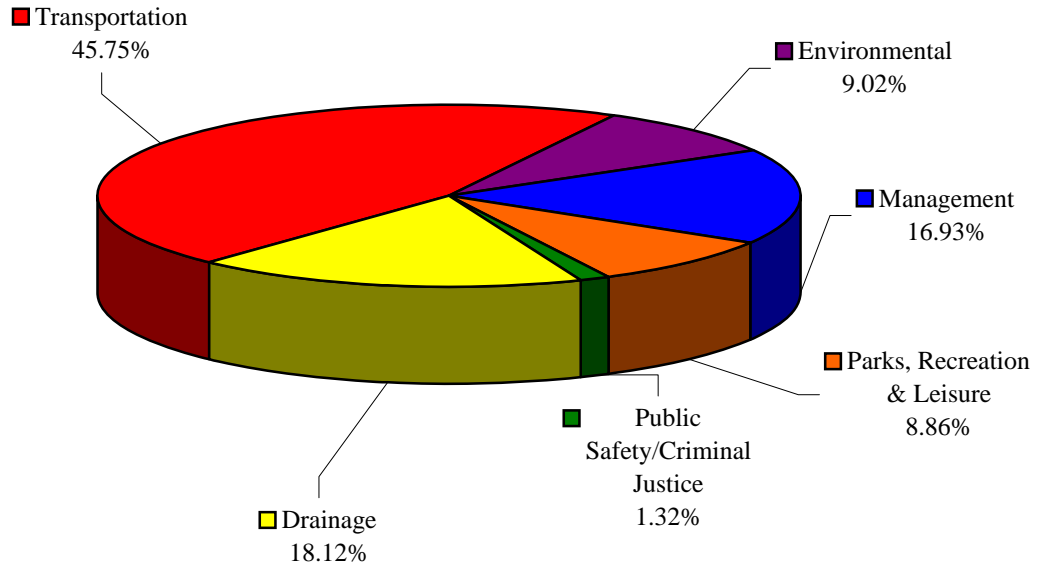


FY13 FINANCING FOR PROJECTS

<u>METHOD/SOURCE</u>	<u>AMOUNT</u>
General Fund	\$498,715
Sewer Fund	542,518
Paving Fund	1,425,646
Integrated Waste Fund	0
Bond Proceeds	0
1999 Sales Tax	0
Prior Years' 1999 SPLOST	40,943,630
Prior Years' 2009 LOST	12,823,255
2009 LOST	4,355,584
Prior Years' ARRA	548
Prior Years' Fund Balance	21,411,120
Prior Years' Bond Funds	71,512,159
FY13 TOTAL	<u><u>\$153,513,176</u></u>

CIP PROJECT SUMMARY

FY13 PROJECT COSTS
\$153,513,176

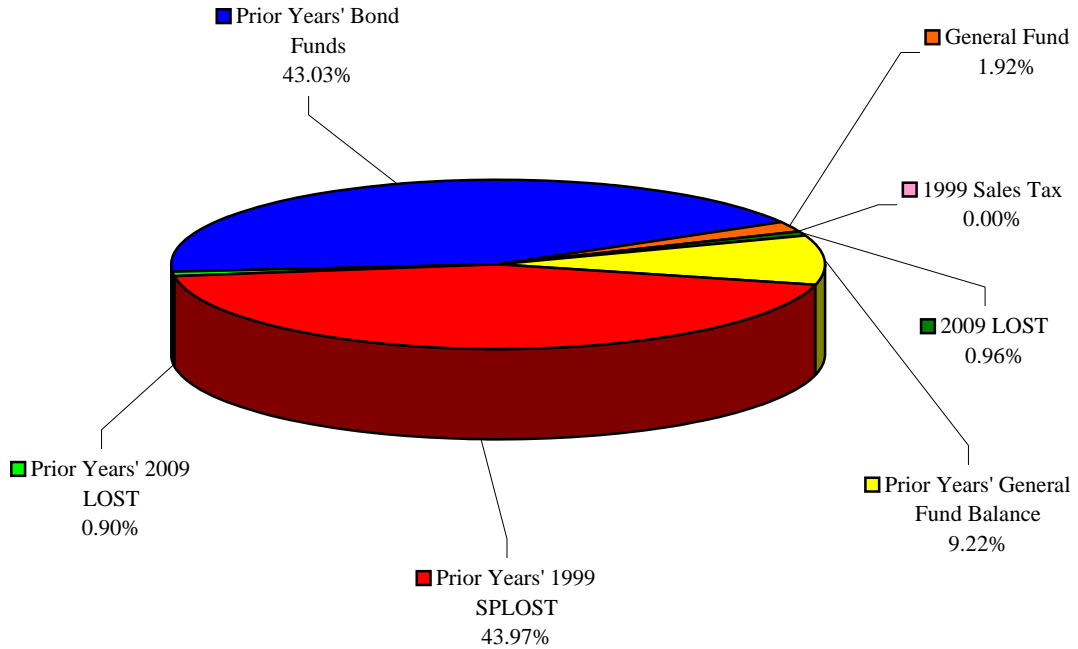


FY13 CIP PROJECTS

<u>PROJECT TYPE</u>	<u>AMOUNT</u>
Management	\$25,996,697
Parks, Recreation & Leisure	13,599,138
Public Safety/Criminal Justice	2,021,255
Drainage	27,815,744
Transportation	70,237,518
Environmental	13,842,824
FY13 TOTAL	\$153,513,176

MANAGEMENT SUMMARY

FY13 FINANCING METHOD
\$25,996,697

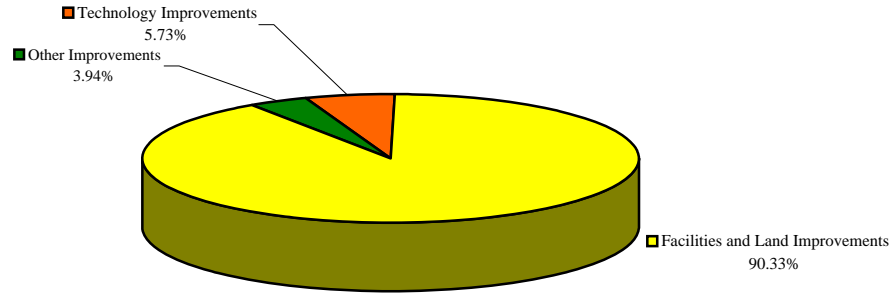


FY13 FINANCING FOR MANAGEMENT PROJECTS

<u>METHOD/SOURCE</u>	<u>AMOUNT</u>
General Fund	\$498,715
1999 Sales Tax	0
2009 LOST	250,000
Prior Years' General Fund Balance	2,397,562
Prior Years' 1999 SPLOST	11,430,539
Prior Years' 2009 LOST	234,800
Prior Years' Bond Funds	11,185,081
FY13 TOTAL	\$25,996,697

MANAGEMENT SUMMARY

FY13 PROJECT COSTS
\$25,996,697



FY13 MANAGEMENT PROJECTS

<u>PROJECT</u>	<u>AMOUNT</u>
General Fund/Various	\$101,082
Vehicle Replacement	851,400
LGFS/GHRS Conv	293,331
Tree Preservation & Replacement	57,475
Property Acquisition	150,501
Health and Pension Reports	71,975
Baker Village	498,715
800 Mhz Digital Upgrade	58,419
High Performance Data System	813,379
Citizens Service Center	10,157,943
MCSD Library	281,078
Bull Creek Golf Course	31,174
NFL Improvements	2,203,095
Enterprise Zone	800,605
Liberty District Redevelopment	3,084,555
Oxbow Meadow Development	1,823,698
Old Camp Closure - Oxbow Meadow	773,001
CSC Parking Garage	3,460,471
LOST IT	324,815
LOST Facilities Improvements	159,985
FY13 TOTAL	\$25,996,697

20100 GENERAL FUND / VARIOUS

MANAGING DEPARTMENT: Various

PROJECT DESCRIPTION: Funds set aside to cover the various expenses related to the general fund projects within Muscogee county.

	Prior	FY13	FY14	FY15	FY16	FY17	Total
FINANCING METHOD							
General Fund	101,082						101,082
Bond Proceeds							0
Sales Tax							0
Other							0
Balance Forward		101,082					
TOTAL	101,082	101,082	0	0	0	0	101,082
PROJECT COSTS							
Professional Services							0
Legal							0
Architect/Engineering							0
Appraisal/Negotiations							0
Construction		101,082					101,082
Land Acquisition							0
Furnishings & Equipment							0
TOTAL	0	101,082	0	0	0	0	101,082
BALANCE	101,082	0	0	0	0	0	0

BENEFIT TO THE COMMUNITY: Will funding for various general fund projects within the City.

IMPACT ON OPERATING BUDGET: No impact on the operating budget.

22175, 20782, 21021, 20710 VEHICLE REPLACEMENT

MANAGING DEPARTMENT: Public Services

PROJECT DESCRIPTION: The initial fund to establish and maintain a vehicle replacement program within the City. The funding will provide for the replacement of vehicles based on criteria established by the Fleet Manager.

	Prior	FY13	FY14	FY15	FY16	FY17	Total
FINANCING METHOD							
General Fund	168,230						168,230
Sewer Fund	587,719						587,719
Paving Fund	22,400						22,400
Integrated Waste Fund	439,000						439,000
Sales Tax							0
Other							0
Balance Forward		851,400					
TOTAL	1,217,349	851,400	0	0	0	0	1,217,349
PROJECT COSTS							
Professional Services							0
Legal							0
Architect/Engineering							0
Appraisal/Negotiation							0
Construction							0
Land Acquisition							0
Vehicles & Equipment	365,949	851,400					1,217,349
TOTAL	365,949	851,400	0	0	0	0	1,217,349
BALANCE	851,400	0	0	0	0	0	0

BENEFIT TO THE COMMUNITY: The regular replacement of vehicles will provide a better maintained and more efficient fleet of vehicles on the city streets.

IMPACT ON OPERATING BUDGET: No anticipated impact on the FY13 operating budget.

22187 LGFS/GHRS CONVERSION/IMPLEMENT

MANAGING DEPARTMENT: Information Technology

PROJECT DESCRIPTION: Consulting and implementation services for the upgrading of the current LGFS/GHRS financial system to Advantage 3.0 system. The system includes accounts payable, accounts receivable, purchasing, general accounting, and human resources.

	Prior	FY13	FY14	FY15	FY16	FY17	Total
FINANCING METHOD							
General Fund	1,712,381						1,712,381
Bond Proceeds							0
Sales Tax							0
Other							0
Balance Forward		293,331					
TOTAL	1,712,381	293,331	0	0	0	0	1,712,381
PROJECT COSTS							
Professional Services	1,159,123	293,331					1,452,454
Legal							0
Architect/Engineering							0
Appraisal/Negotiation							0
Construction							0
Land Acquisition							0
Furnishings & Equipment	259,927						259,927
TOTAL	1,419,050	293,331	0	0	0	0	1,712,381
BALANCE	293,331	0	0	0	0	0	0

BENEFIT TO THE COMMUNITY: Enhancements to the system will allow City administrators to provide information in a timelier manner while maintaining the integrity of the accuracy of the information.

IMPACT ON OPERATING BUDGET: The new system will allow departments citywide to reallocate man-hours now spent managing the information for inefficient cumbersome older systems.

22193 TREE PRESERVATION & REPLACEMENT

MANAGING DEPARTMENT: Public Services

PROJECT DESCRIPTION: Funding for replacing and preserving trees throughout Muscogee County.

	Prior	FY13	FY14	FY15	FY16	FY17	Total
FINANCING METHOD							
General Fund	90,875						90,875
Bond Proceeds							0
Sales Tax							0
Other							0
Balance Forward		57,475					
TOTAL	90,875	57,475	0	0	0	0	90,875
PROJECT COSTS							
Professional Services	33,400	57,475					90,875
Legal							0
Architect/Engineering							0
Appraisal/Negotiation							0
Construction							0
Land Acquisition							0
Furnishings & Equipment							0
TOTAL	33,400	57,475	0	0	0	0	90,875
BALANCE	57,475	0	0	0	0	0	0

BENEFIT TO THE COMMUNITY: Provides a process that preserves the environment by the planting and preserving trees. Citizens will be able to enjoy the aesthetics and the beneficial environmental effects of trees.

IMPACT ON OPERATING BUDGET: No impact on the FY13 operating budget.

22194 PROPERTY ACQUISITION

MANAGING DEPARTMENT: Community Reinvestment

PROJECT DESCRIPTION: Funding for the facilitation of the purchase of City real estate. Eligible expenditures are legal fees, surveys, appraisals, environmental assessments, demolitions, site preparation, and other cost deemed appropriate to purchase pro

	Prior	FY13	FY14	FY15	FY16	FY17	Total
FINANCING METHOD							
General Fund	3,759,401						3,759,401
Bond Proceeds							0
Sales Tax							0
Other							0
Balance Forward		150,501					
TOTAL	3,759,401	150,501	0	0	0	0	3,759,401
PROJECT COSTS							
Professional Services							0
Legal	11,714						11,714
Architect/Engineering							0
Appraisal/Negotiation	17,673						17,673
Construction							0
Land Acquisition	3,544,513	150,501					3,695,014
Furnishings & Equipment	35,000						35,000
TOTAL	3,608,900	150,501	0	0	0	0	3,759,401
BALANCE	150,501	0	0	0	0	0	0

BENEFIT TO THE COMMUNITY: This project provides training for City employees to enhance their skills and abilities. With these types of training programs, the City employees will be able to provide a better, more efficient service to the citizens.

IMPACT ON OPERATING BUDGET: No impact on the FY13 operating budget.

22234 HEALTH AND PENSION REPORTS

MANAGING DEPARTMENT: Human Resources

PROJECT DESCRIPTION: Funding for actuarial services for other post employment benefits (OPEB).

	Prior	FY13	FY14	FY15	FY16	FY17	Total
FINANCING METHOD							
General Fund	164,000						164,000
Bond Proceeds							0
Sales Tax							0
Other							0
Balance Forward		71,975					
TOTAL	164,000	71,975	0	0	0	0	164,000
PROJECT COSTS							
Professional Services	92,025	71,975					164,000
Legal							0
Architect/Engineering							0
Appraisal/Negotiation							0
Construction							0
Land Acquisition							0
Furnishings & Equipment							0
TOTAL	92,025	71,975	0	0	0	0	164,000
BALANCE	71,975	0	0	0	0	0	0

BENEFIT TO THE COMMUNITY: Provides information for employees to be able to continue to receive post employment benefits.

IMPACT ON OPERATING BUDGET: No impact on the FY13 operating budget.

22236 BAKER VILLAGE

MANAGING DEPARTMENT: City Manager's Office

PROJECT DESCRIPTION: The revitalization of a 65-year old low income housing community in South Columbus. This project will include 244 affordable rental housing units, 123 home-ownership units, and a commercial/retail section as the property matures.

	Prior	FY13	FY14	FY15	FY16	FY17	Total
FINANCING METHOD							
General Fund	2,742,288	498,715					3,241,003
Bond Proceeds							0
Sales Tax							0
Other							0
Balance Forward		0					
TOTAL	2,742,288	498,715	0	0	0	0	3,241,003
PROJECT COSTS							
Professional Services	83,740						83,740
Legal							0
Architect/Engineering							0
Appraisal/Negotiation							0
Construction	2,658,548	498,715					3,157,263
Land Acquisition							0
Furnishings & Equipment							0
TOTAL	2,742,288	498,715	0	0	0	0	3,241,003
BALANCE	0	0	0	0	0	0	0

BENEFIT TO THE COMMUNITY: Updated infrastructure, increased property values, and a better quality of life in general for residents in South Columbus. The last payment will be made in FY13.

IMPACT ON OPERATING BUDGET: No impact on the FY13 operating budget.

22260 800 Mhz DIGITAL UPGRADE

MANAGING DEPARTMENT: Engineering

PROJECT DESCRIPTION: Funding for conversion of technology from analog to digital.

	Prior	FY13	FY14	FY15	FY16	FY17	Total
FINANCING METHOD							
General Fund	3,805,705						3,805,705
Bond Proceeds							0
Sales Tax							0
Other							0
Balance Forward		58,419					
TOTAL	3,805,705	58,419	0	0	0	0	3,805,705
PROJECT COSTS							
Professional Services							0
Legal							0
Architect/Engineering							0
Appraisal/Negotiation							0
Construction							0
Land Acquisition							0
Furnishings & Equipment	3,747,286	58,419					3,805,705
TOTAL	3,747,286	58,419	0	0	0	0	3,805,705
BALANCE	58,419	0	0	0	0	0	0

BENEFIT TO THE COMMUNITY: This project will provide increased efficiency for the technology incorporated by the City that translates to increased efficiency to citizens.

IMPACT ON OPERATING BUDGET: No impact on the FY13 operating budget.

22265 HIGH PERFORMANCE DATA SYSTEM

MANAGING DEPARTMENT: Engineering

PROJECT DESCRIPTION: Funding for conversion of technology from analog to digital.

	Prior	FY13	FY14	FY15	FY16	FY17	Total
FINANCING METHOD							
General Fund	3,588,941						3,588,941
Bond Proceeds							0
Sales Tax							0
Other							0
Balance Forward		813,379					
TOTAL	3,588,941	813,379	0	0	0	0	3,588,941
PROJECT COSTS							
Professional Services							0
Legal							0
Architect/Engineering							0
Appraisal/Negotiation							0
Construction							0
Land Acquisition							0
Furnishings & Equipment	2,775,562	813,379					3,588,941
TOTAL	2,775,562	813,379	0	0	0	0	3,588,941
BALANCE	813,379	0	0	0	0	0	0

BENEFIT TO THE COMMUNITY: This project will provide increased efficiency for the technology incorporated by the City that translates to increased efficiency to citizens.

IMPACT ON OPERATING BUDGET: No impact on the FY13 operating budget.

50255 & 82003 CITIZENS SERVICE CENTER

MANAGING DEPARTMENT: Engineering

PROJECT DESCRIPTION: To construct a facility to be a one stop shop where all citizens will go to transact business.

	Prior	FY13	FY14	FY15	FY16	FY17	Total
FINANCING METHOD							
General Fund							0
Bond Proceeds	10,661,738						10,661,738
Sales Tax (1999 SPLOST)	3,100,000						3,100,000
Other							0
Balance Forward		10,157,943					
TOTAL	13,761,738	10,157,943	0	0	0	0	13,761,738
PROJECT COSTS							
Professional Services	263						263
Legal							0
Architect/Engineering	666,667	2,833					669,500
Appraisal/Negotiation							0
Construction	2,936,865	10,155,110					13,091,975
Land Acquisition							0
Vehicles & Equipment							0
TOTAL	3,603,795	10,157,943	0	0	0	0	13,761,738
BALANCE	10,157,943	0	0	0	0	0	0

BENEFIT TO THE COMMUNITY: More efficient manner to accommodate citizen's who need to obtain licenses or make payments.

IMPACT ON OPERATING BUDGET: No anticipated impact on the FY13 operating budget.

50500 MCSD LIBRARY

MANAGING DEPARTMENT: Engineering

PROJECT DESCRIPTION: The land acquisition, site preparation, design and construction of a 100,000 square library that will meet the needs of Muscogee County for the 21st Century. The new library will replace the current 49 years old 45,000 square foot facility. The new library will incorporate cutting edge technology and provide space to expand all services provided by the library. The library is operated by the Muscogee County School District.

	Prior	FY13	FY14	FY15	FY16	FY17	Total
FINANCING METHOD							
General Fund							0
Bond Proceeds							0
Sales Tax (1999 SPLOST)	43,214,957						43,214,957
Other							0
Balance Forward		281,078					
TOTAL	43,214,957	281,078	0	0	0	0	43,214,957
PROJECT COSTS							
Professional Services	132,100						132,100
Legal	211,607						211,607
Architect/Engineering	1,774,528	7,368					1,781,896
Appraisal/Negotiation							0
Construction	25,167,031	273,710					25,440,741
Land Acquisition	2,995,435						2,995,435
Furniture & Equipment	12,653,178						12,653,178
TOTAL	42,933,879	281,078	0	0	0	0	43,214,957
BALANCE	281,078	0	0	0	0	0	0

BENEFIT TO THE COMMUNITY: This project will provide an improved quality of life environment for the City. This type project has an impact on the perceived quality of life and is important in attracting new industry to the area.

IMPACT ON OPERATING BUDGET: No anticipated impact on the FY13 operating budget.

50502 BULL CREEK GOLF COURSE

MANAGING DEPARTMENT: Golf Authority

PROJECT DESCRIPTION: Renovation of the Bull Creek Golf Course. The scope of the project includes renovations and upgrades of the irrigation system, drainage, turf, sand traps, tee boxes, greens and cart paths.

	Prior	FY13	FY14	FY15	FY16	FY17	Total
FINANCING METHOD							
General Fund							0
Bond Proceeds							0
Sales Tax (1999 SPLOST)	2,239,082						2,239,082
Other							0
Balance Forward		31,174					
TOTAL	2,239,082	31,174	0	0	0	0	2,239,082
PROJECT COSTS							
Professional Services							0
Legal							0
Architect/Engineering	157,149						157,149
Appraisal/Negotiation							0
Construction/Improvements	2,050,759	31,174					2,081,933
Land Acquisition							0
Furnishings & Equipment							0
TOTAL	2,207,908	31,174	0	0	0	0	2,239,082
BALANCE	31,174	0	0	0	0	0	0

BENEFIT TO THE COMMUNITY: The improvements will increase the opportunity to bring tournaments and other group outings to the facility, which will to attract patrons to the City of Columbus. This type project will have an impact on the perceived quality of life and are important in attracting new industry to the area.

IMPACT ON OPERATING BUDGET: No impact on the FY13 operating budget.

50601 NFL IMPROVEMENTS

MANAGING DEPARTMENT: Engineering

PROJECT DESCRIPTION: The project includes the acquisition of approximately 2,500 acres of land which was part of the Fort Benning Military Reservation and the construction of necessary infrastructure including roads and utilities to provide for new and expanding industries.

	Prior	FY13	FY14	FY15	FY16	FY17	Total
FINANCING METHOD							
General Fund							0
Bond Proceeds							0
Sales Tax (1999 SPLOST)	7,547,072						7,547,072
Other							0
Balance Forward		2,203,095					
TOTAL	7,547,072	2,203,095	0	0	0	0	7,547,072
PROJECT COSTS							
Professional Services							0
Legal	9,600	10,000					19,600
Architect/Engineering	1,214,108	50,000					1,264,108
Appraisal/Negotiation	27,546	50,000					77,546
Construction/Improvements	1,882,972	605,713					2,488,685
Land Acquisition	2,209,751	1,487,382					3,697,133
Furnishings & Equipment							0
TOTAL	5,343,977	2,203,095	0	0	0	0	7,547,072
BALANCE	2,203,095	0	0	0	0	0	0

BENEFIT TO THE COMMUNITY: The project will spur industrial development and growth within the community, therefore, creating job opportunities for the citizens of Columbus and the region.

IMPACT ON OPERATING BUDGET: No impact on the FY13 operating budget.

50603 ENTERPRISE ZONE

MANAGING DEPARTMENT: Engineering

PROJECT DESCRIPTION: The project includes the acquisition of land for commercial and industrial areas, infrastructure improvements, relocation assistance, and demolition and site preparation. The purpose of this project is to create new jobs and improve the quality of life.

	Prior	FY13	FY14	FY15	FY16	FY17	Total
FINANCING METHOD							
General Fund							0
Bond Proceeds							0
Sales Tax (1999 SPLOST)	3,180,000						3,180,000
Other							0
Balance Forward		800,605					
TOTAL	3,180,000	800,605	0	0	0	0	3,180,000
PROJECT COSTS							
Professional Services	65,472	20,000					85,472
Legal	42,357	10,000					52,357
Architect/Engineering	418,568	41,103					459,671
Appraisal/Negotiation	5,823	10,000					15,823
Construction	6,830	10,000					16,830
Land Acquisition	1,840,345	709,502					2,549,847
Furnishings & Equipment							0
TOTAL	2,379,395	800,605	0	0	0	0	3,180,000
BALANCE	800,605	0	0	0	0	0	0

BENEFIT TO THE COMMUNITY: This project provides training for City employees to enhance their skills and abilities. With these types of training programs, the City employees will be able to provide a better, more efficient service to the citizens.

IMPACT ON OPERATING BUDGET: No impact on the FY13 operating budget.

50604 LIBERTY DISTRICT REDEVELOPMENT

MANAGING DEPARTMENT: Engineering

PROJECT DESCRIPTION: The project includes redevelopment projects centered around the Liberty Theater area for the development, entertainment, and residential district.

	Prior	FY13	FY14	FY15	FY16	FY17	Total
FINANCING METHOD							
General Fund							0
Bond Proceeds							0
Sales Tax (1999 SPLOST)	5,000,000						5,000,000
Other							0
Balance Forward		3,084,555					
TOTAL	5,000,000	3,084,555	0	0	0	0	5,000,000
PROJECT COSTS							
Professional Services							0
Legal	12,941	23,365					36,306
Architect/Engineering	72,503	75,000					147,503
Appraisal/Negotiation							0
Construction	296,566	1,581,817					1,878,383
Land Acquisition	1,533,435	1,404,373					2,937,808
Furnishings & Equipment							0
TOTAL	1,915,445	3,084,555	0	0	0	0	5,000,000
BALANCE	3,084,555	0	0	0	0	0	0

BENEFIT TO THE COMMUNITY: In conjunction with other projects in the Uptown Business District, the Liberty District redevelopment will attract patrons and tourists to the City of Columbus. This type project will have an impact on the perceived quality of life and is important in attracting new industry to the area.

IMPACT ON OPERATING BUDGET: No impact on the FY13 operating budget.

50605 OXBOW MEADOW DEVELOPMENT

MANAGING DEPARTMENT: Engineering

PROJECT DESCRIPTION: The project includes redevelopment projects centered around the Oxbow Meadows area for the development, entertainment, and residential district.

	Prior	FY13	FY14	FY15	FY16	FY17	Total
FINANCING METHOD							
General Fund							0
Bond Proceeds							0
Sales Tax (1999 SPLOST)	10,000,000						10,000,000
Other							0
Balance Forward		1,823,698					
TOTAL	10,000,000	1,823,698	0	0	0	0	10,000,000
PROJECT COSTS							
Professional Services							0
Legal							0
Architect/Engineering	167,582	60,000					227,582
Appraisal/Negotiation							0
Construction	6,361,052	1,263,698					7,624,750
Land Acquisition	1,647,668	500,000					2,147,668
Furnishings & Equipment							0
TOTAL	8,176,302	1,823,698	0	0	0	0	10,000,000
BALANCE	1,823,698	0	0	0	0	0	0

BENEFIT TO THE COMMUNITY: In conjunction with other projects, the Oxbow Meadows redevelopment will attract patrons and tourists to the City of Columbus. This type project will have an impact on the perceived quality of life and is important to attract new industry to the area .

IMPACT ON OPERATING BUDGET: No impact on the FY13 operating budget.

50610 OXBOW MEADOW DEVELOPMENT

MANAGING DEPARTMENT: Engineering

PROJECT DESCRIPTION: The project includes redevelopment projects centered around the Oxbow Meadows area for the development, entertainment, and residential district.

	Prior	FY13	FY14	FY15	FY16	FY17	Total
FINANCING METHOD							
General Fund							0
Bond Proceeds							0
Sales Tax (1999 SPLOST)	5,932,735						5,932,735
Other							0
Balance Forward		773,001					
TOTAL	5,932,735	773,001	0	0	0	0	5,932,735
PROJECT COSTS							
Professional Services							0
Legal							0
Architect/Engineering	192,137						192,137
Appraisal/Negotiation							0
Construction	4,967,597	773,001					5,740,598
Land Acquisition							0
Furnishings & Equipment							0
TOTAL	5,159,734	773,001	0	0	0	0	5,932,735
BALANCE	773,001	0	0	0	0	0	0

BENEFIT TO THE COMMUNITY: In conjunction with other projects, the Oxbow Meadows redevelopment will attract patrons and tourists to the City of Columbus. This type project will have an impact on the perceived quality of life and is important to attract new families/businesses to the area.

IMPACT ON OPERATING BUDGET: No impact on the FY13 operating budget.

82004 CSC PARKING GARAGE

MANAGING DEPARTMENT: Engineering

PROJECT DESCRIPTION: This project consists of the construction and equipping of a parking garage to be operated and maintained by the Consolidated Government. The garage will be located in the area of the Citizen Service Center.

	Prior	FY13	FY14	FY15	FY16	FY17	Total
FINANCING METHOD							
Paving Fund							0
Bond Proceeds	6,757,319						6,757,319
Sales Tax							0
Other							0
Balance Forward		3,460,471					
TOTAL	6,757,319	3,460,471	0	0	0	0	6,757,319
PROJECT COSTS							
Professional Services							0
Legal							0
Architect/Engineering	1,548,480	481,082					2,029,562
Appraisals/Negotiations							0
Construction	1,748,368	2,979,389					4,727,757
Land Acquisition							0
Furnishings & Equipment							0
TOTAL	3,296,848	3,460,471	0	0	0	0	6,757,319
BALANCE	3,460,471	0	0	0	0	0	0

BENEFIT TO THE COMMUNITY: The parking garage will provide parking for patrons in the City of Columbus.

IMPACT ON OPERATING BUDGET: No impact on the FY13 operating budget.

90001 LOST INFORMATION TECHNOLOGY

MANAGING DEPARTMENT: Information Technology

PROJECT DESCRIPTION: The project includes funding to improve the computer technology for the Columbus Consolidated Government.

	Prior	FY13	FY14	FY15	FY16	FY17	Total
FINANCING METHOD							
General Fund							0
Bond Proceeds							0
Sales Tax (2009 LOST)	750,000	250,000					1,000,000
Other							0
Balance Forward		74,815					
TOTAL	750,000	324,815	0	0	0	0	1,000,000
PROJECT COSTS							
Professional Services							0
Legal							0
Architect/Engineering							0
Appraisal/Negotiation							0
Construction							0
Land Acquisition							0
Furnishings & Equipment	675,185	324,815					1,000,000
TOTAL	675,185	324,815	0	0	0	0	1,000,000
BALANCE	74,815	0	0	0	0	0	0

BENEFIT TO THE COMMUNITY: Enhancement to the computer technology will provide efficiency to every department in the Columbus Consolidated Government which translates to providing improved services to the citizens.

IMPACT ON OPERATING BUDGET: No impact on the FY13 operating budget.

96001 LOST FACILITIES MAINTENANCE

MANAGING DEPARTMENT: Public Services

PROJECT DESCRIPTION: The project funds the repairs and upgrades to the facilities owned by the Columbus Consolidated Government.

	Prior	FY13	FY14	FY15	FY16	FY17	Total
FINANCING METHOD							
General Fund							0
Bond Proceeds							0
Sales Tax (2009 LOST)	48,992						48,992
Other							0
Balance Forward		48,992					
TOTAL	48,992	48,992	0	0	0	0	48,992
PROJECT COSTS							
Professional Services							0
Legal							0
Architect/Engineering							0
Appraisal/Negotiation							0
Construction		48,992					48,992
Land Acquisition							0
Furnishings & Equipment							0
TOTAL	0	48,992	0	0	0	0	48,992
BALANCE	48,992	0	0	0	0	0	0

BENEFIT TO THE COMMUNITY: The repairs and upgrades to facilities will provide a comfortable environment for citizens to enjoy when they are using the facilities.

IMPACT ON OPERATING BUDGET: No impact on the FY13 operating budget.

96005 LOST FACILITIES MAINT. - KEEP COLUMBUS BEAUTIFUL

MANAGING DEPARTMENT: Public Services

PROJECT DESCRIPTION: The project funds the repairs and upgrades to the facilities owned by the Columbus Consolidated Government.

	Prior	FY13	FY14	FY15	FY16	FY17	Total
FINANCING METHOD							
General Fund							0
Bond Proceeds							0
Sales Tax (2009 LOST)	51,000						51,000
Other							0
Balance Forward		29,679					
TOTAL	51,000	29,679	0	0	0	0	51,000
PROJECT COSTS							
Professional Services							0
Legal							0
Architect/Engineering	1,800						1,800
Appraisal/Negotiation							0
Construction	19,521	29,679					49,200
Land Acquisition							0
Furnishings & Equipment							0
TOTAL	21,321	29,679	0	0	0	0	51,000
BALANCE	29,679	0	0	0	0	0	0

BENEFIT TO THE COMMUNITY: The repairs and upgrades to facilities will provide a comfortable environment for citizens to enjoy when they are using the facilities.

IMPACT ON OPERATING BUDGET: No impact on the FY13 operating budget.

96009 LOST FACILITIES MAINT. - CIVIC CENTER PATIO

MANAGING DEPARTMENT: Public Services

PROJECT DESCRIPTION: The project funds the repairs and upgrades to the facilities owned by the Columbus Consolidated Government.

	Prior	FY13	FY14	FY15	FY16	FY17	Total
FINANCING METHOD							
General Fund							0
Bond Proceeds							0
Sales Tax (2009 LOST)	75,000						75,000
Other							0
Balance Forward		11,053					
TOTAL	75,000	11,053	0	0	0	0	75,000
PROJECT COSTS							
Professional Services							0
Legal							0
Architect/Engineering							0
Appraisal/Negotiation							0
Construction	63,947	11,053					75,000
Land Acquisition							0
Furnishings & Equipment							0
TOTAL	63,947	11,053	0	0	0	0	75,000
BALANCE	11,053	0	0	0	0	0	0

BENEFIT TO THE COMMUNITY: The repairs and upgrades to facilities will provide a comfortable environment for citizens to enjoy when they are using the facilities.

IMPACT ON OPERATING BUDGET: No impact on the FY13 operating budget.

96011 LOST FACILITIES MAINT. - 11 ST. VIADUCT LIGHTING

MANAGING DEPARTMENT: Public Services

PROJECT DESCRIPTION: The project funds the repairs and upgrades to the facilities owned by the Columbus Consolidated Government.

	Prior	FY13	FY14	FY15	FY16	FY17	Total
FINANCING METHOD							
General Fund							0
Bond Proceeds							0
Sales Tax (2009 LOST)	21,175						21,175
Other							0
Balance Forward		21,175					
TOTAL	21,175	21,175	0	0	0	0	21,175
PROJECT COSTS							
Professional Services							0
Legal							0
Architect/Engineering							0
Appraisal/Negotiation							0
Construction		21,175					21,175
Land Acquisition							0
Furnishings & Equipment							0
TOTAL	0	21,175	0	0	0	0	21,175
BALANCE	21,175	0	0	0	0	0	0

BENEFIT TO THE COMMUNITY: The repairs and upgrades to facilities will provide a comfortable environment for citizens to enjoy when they are using the facilities.

IMPACT ON OPERATING BUDGET: No impact on the FY13 operating budget.

96012 LOST FACILITIES MAINT. - TILLIS GYM HVAC

MANAGING DEPARTMENT: Public Services

PROJECT DESCRIPTION: The project funds the repairs and upgrades to the facilities owned by the Columbus Consolidated Government.

	Prior	FY13	FY14	FY15	FY16	FY17	Total
FINANCING METHOD							
General Fund							0
Bond Proceeds							0
Sales Tax (2009 LOST)	75,000						75,000
Other							0
Balance Forward		17,086					
TOTAL	75,000	17,086	0	0	0	0	75,000
PROJECT COSTS							
Professional Services							0
Legal							0
Architect/Engineering							0
Appraisal/Negotiation							0
Construction	57,914	17,086					75,000
Land Acquisition							0
Furnishings & Equipment							0
TOTAL	57,914	17,086	0	0	0	0	75,000
BALANCE	17,086	0	0	0	0	0	0

BENEFIT TO THE COMMUNITY: The repairs and upgrades to facilities will provide a comfortable environment for citizens to enjoy when they are using the facilities.

IMPACT ON OPERATING BUDGET: No impact on the FY13 operating budget.

96015 RIVER ROAD RADIO TOWER HVAC

MANAGING DEPARTMENT: Engineering

PROJECT DESCRIPTION: This project funds the repairs to the HVAC at the River Road Radio Tower.

	Prior	FY13	FY14	FY15	FY16	FY17	Total
FINANCING METHOD							
General Fund							0
Bond Proceeds							0
Sales Tax (2009 LOST)	10,000						10,000
Other							0
Balance Forward		10,000					
TOTAL	10,000	10,000	0	0	0	0	10,000
PROJECT COSTS							
Professional Services							0
Legal							0
Architect/Engineering							0
Appraisal/Negotiation		10,000					10,000
Construction							0
Land Acquisition							0
Furnishings & Equipment							0
TOTAL	0	10,000	0	0	0	0	10,000
BALANCE	10,000	0	0	0	0	0	0

BENEFIT TO THE COMMUNITY: The repairs will keep the essential parts of the radio tower functioning efficiently and therefore the community benefit is the vital usage of the radio tower by citizens.

IMPACT ON OPERATING BUDGET: No anticipated impact on the FY13 operating budget.

96016 COOPER CREEK WALKING TRAIL RAILING

MANAGING DEPARTMENT: Engineering

PROJECT DESCRIPTION: To repair railing at the Cooper Creek Walking Trail.

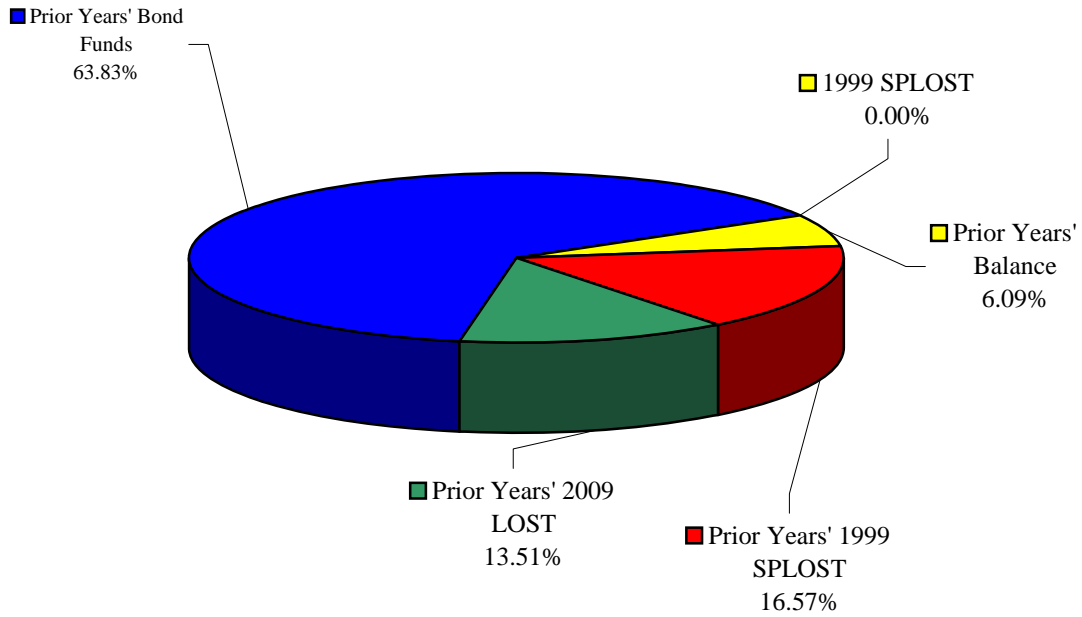
	Prior	FY13	FY14	FY15	FY16	FY17	Total
FINANCING METHOD							
General Fund							0
Bond Proceeds							0
Sales Tax (2009 LOST)	22,000						22,000
Other							0
Balance Forward		22,000					
TOTAL	22,000	22,000	0	0	0	0	22,000
PROJECT COSTS							
Professional Services							0
Legal							0
Architect/Engineering							0
Appraisal/Negotiation							0
Construction		22,000					22,000
Land Acquisition							0
Furnishings & Equipment							0
TOTAL	0	22,000	0	0	0	0	22,000
BALANCE	22,000	0	0	0	0	0	0

BENEFIT TO THE COMMUNITY: The repairs will be a safety benefit to the citizens of the community.

IMPACT ON OPERATING BUDGET: No impact on the FY13 operating budget.

PARKS, RECREATION & LEISURE SUMMARY

FY13 FINANCING METHOD
\$13,599,138

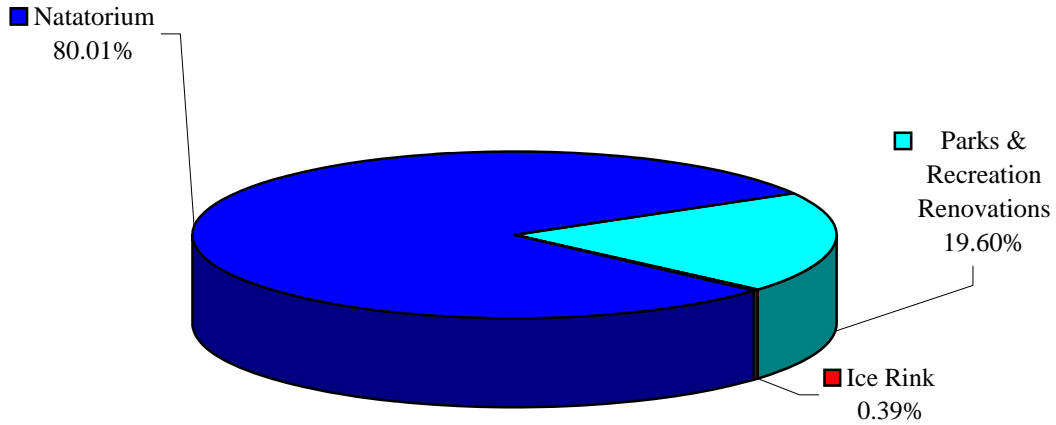


FY13 FINANCING FOR PARKS & RECREATION PROJECTS

<u>METHOD/SOURCE</u>	<u>AMOUNT</u>
General Fund	\$0
2009 LOST	0
1999 SPLOST	0
Prior Years' Balance	828,470
Prior Years' 1999 SPLOST	2,253,500
Prior Years' 2009 LOST	1,836,852
Prior Years' Bond Funds	8,680,316
FY13 TOTAL	<u><u>\$13,599,138</u></u>

PARKS, RECREATION & LEISURE SUMMARY

FY13 PROJECT COSTS
\$13,599,138



FY13 PARKS & RECREATION PROJECTS

<u>PROJECT</u>	<u>AMOUNT</u>
Parks & Recreation Renovations	\$2,665,322
Ice Rink	52,940
Natatorium	<u>10,880,876</u>
FY13 TOTAL	<u><u>\$13,599,138</u></u>

22251 BRITT DAVID PARK - FENCING

MANAGING DEPARTMENT: Parks and Recreation

PROJECT DESCRIPTION: This project consists of replacing the fences surrounding the fields at Britt David park.

	Prior	FY13	FY14	FY15	FY16	FY17	Total
FINANCING METHOD							
General Fund	273,807						273,807
Bond Proceeds							0
Sales Tax							0
Other							0
Balance Forward		158					
TOTAL	273,807	158	0	0	0	0	273,807
PROJECT COSTS							
Professional Services							0
Legal							0
Architect/Engineering							0
Appraisal/Negotiation							0
Construction	273,649	158					273,807
Land Acquisition							0
Furnishings & Equipment							0
TOTAL	273,649	158	0	0	0	0	273,807
BALANCE	158	0	0	0	0	0	0

BENEFIT TO THE COMMUNITY: The project will enhance Britt David's sports fields.

IMPACT ON OPERATING BUDGET: No impact on the operating budget.

22252 BRITT DAVID CONCESSION STANDS/RETAINING WALL

MANAGING DEPARTMENT: Parks and Recreation

PROJECT DESCRIPTION: This project consists of renovating the concession stands at Britt David park. This project will also include the repairs to the retaining wall by the football field.

	Prior	FY13	FY14	FY15	FY16	FY17	Total
FINANCING METHOD							
General Fund	131,007						131,007
Bond Proceeds							0
Sales Tax							0
Other							0
Balance Forward		38,851					
TOTAL	131,007	38,851	0	0	0	0	131,007
PROJECT COSTS							
Professional Services	7,200						7,200
Legal							0
Architect/Engineering							0
Appraisal/Negotiation							0
Construction	84,956	38,851					123,807
Land Acquisition							0
Furnishings & Equipment							0
TOTAL	92,156	38,851	0	0	0	0	131,007
BALANCE	38,851	0	0	0	0	0	0

BENEFIT TO THE COMMUNITY: The project will enhance Britt David's concession stands and make the retaining wall stronger.

IMPACT ON OPERATING BUDGET: No impact on the operating budget.

22928 & 96017 COMER GYM RESTORATION

MANAGING DEPARTMENT: Parks and Recreation

PROJECT DESCRIPTION: This project is for the restoration of Comer Gym.

	Prior	FY13	FY14	FY15	FY16	FY17	Total
FINANCING METHOD							
General Fund	771,148						771,148
Bond Proceeds							0
Sales Tax (2009 LOST)	1,765,457						1,765,457
Other							0
Balance Forward		2,492,009					
TOTAL	2,536,605	2,492,009	0	0	0	0	2,536,605
PROJECT COSTS							
Professional Services							0
Legal							0
Architect/Engineering	9,305	117,525					126,830
Appraisal/Negotiation							0
Construction	26,336	2,374,484					2,400,820
Land Acquisition							0
Furnishings & Equipment	8,955						8,955
TOTAL	44,596	2,492,009	0	0	0	0	2,536,605
BALANCE	2,492,009	0	0	0	0	0	0

BENEFIT TO THE COMMUNITY: The project will restore and enhance Comer Gym which will provide an improved quality of life through increased recreational activities and opportunities for the citizens of Columbus and surrounding areas.

IMPACT ON OPERATING BUDGET: No impact on the FY13 operating budget.

22931 MEMORIAL STADIUM SCOREBOARD

MANAGING DEPARTMENT: Parks and Recreation

PROJECT DESCRIPTION: This project consists of the purchase and installation of a scoreboard at Memorial Stadium.

	Prior	FY13	FY14	FY15	FY16	FY17	Total
FINANCING METHOD							
General Fund	43,340						43,340
Bond Proceeds							0
Sales Tax							0
Other							0
Balance Forward		43,340					
TOTAL	43,340	43,340	0	0	0	0	43,340
PROJECT COSTS							
Professional Services							0
Legal							0
Architect/Engineering							0
Appraisal/Negotiation							0
Construction		43,340					43,340
Land Acquisition							0
Furnishings & Equipment							0
TOTAL	0	43,340	0	0	0	0	43,340
BALANCE	43,340	0	0	0	0	0	0

BENEFIT TO THE COMMUNITY: This public-private project which incorporates a donation from AFLAC, Inc. will enhance Memorial Stadium with a new scoreboard for citizens and

IMPACT ON OPERATING BUDGET: No impact on the operating budget.

22932 LAKE OLIVER MARINA AWNING

MANAGING DEPARTMENT: Parks and Recreation

PROJECT DESCRIPTION: This project consists of installing an awning at Lake Oliver

	Prior	FY13	FY14	FY15	FY16	FY17	Total
FINANCING METHOD							
General Fund	19,569						19,569
Bond Proceeds							0
Sales Tax							0
Other							0
Balance Forward		19,569					
TOTAL	19,569	19,569	0	0	0	0	19,569
PROJECT COSTS							
Professional Services							0
Legal							0
Architect/Engineering							0
Appraisal/Negotiation							0
Construction		19,569					19,569
Land Acquisition							0
Furnishings & Equipment							0
TOTAL	0	19,569	0	0	0	0	19,569
BALANCE	19,569	0	0	0	0	0	0

BENEFIT TO THE COMMUNITY: The project will enhance Lake Oliver Marina for citizens and others to enjoy.

IMPACT ON OPERATING BUDGET: No impact on the operating budget.

22933 & 96013 GALLOPS CENTER RESTORATION

MANAGING DEPARTMENT: Parks and Recreation

PROJECT DESCRIPTION: This project is for the restoration of the Gallops Center.

	Prior	FY13	FY14	FY15	FY16	FY17	Total
FINANCING METHOD							
General Fund	52,759						52,759
Bond Proceeds							0
Sales Tax (2009 LOST)	65,000						65,000
Other							0
Balance Forward		11,349					
TOTAL	117,759	11,349	0	0	0	0	117,759
PROJECT COSTS							
Professional Services	52,759						52,759
Legal							0
Architect/Engineering							0
Appraisal/Negotiation							0
Construction	53,651	11,349					65,000
Land Acquisition							0
Furnishings & Equipment							0
TOTAL	106,410	11,349	0	0	0	0	117,759
BALANCE	11,349	0	0	0	0	0	0

BENEFIT TO THE COMMUNITY: The project will restore and enhance Gallops Center which will provide an improved quality of life through increased recreational activities and opportunities for the citizens of Columbus and surrounding areas.

IMPACT ON OPERATING BUDGET: No impact on the FY13 operating budget.

40224 & 81001 ICE RINK

MANAGING DEPARTMENT: Civic Center

PROJECT DESCRIPTION: This project consists of the construction of a new ice rink for the City of Columbus. This rink will be open to the citizens, tourists, and the Columbus Cottonmouths hockey team.

	Prior	FY13	FY14	FY15	FY16	FY17	Total
FINANCING METHOD							
General Fund							0
Bond Proceeds	7,551,599						7,551,599
Sales Tax							0
Other							0
Balance Forward		52,940					
TOTAL	7,551,599	52,940	0	0	0	0	7,551,599
PROJECT COSTS							
Professional Services							0
Legal							0
Architect/Engineering	418,954						418,954
Appraisal/Negotiation							0
Construction	6,885,099						6,885,099
Land Acquisition							0
Furnishings & Equipment	194,606	52,940					247,546
TOTAL	7,498,659	52,940	0	0	0	0	7,551,599
BALANCE	52,940	0	0	0	0	0	0

BENEFIT TO THE COMMUNITY: The project will enhance the park and provide an improved quality of life through increased recreational activities and opportunities for the citizens of Columbus and surrounding areas.

IMPACT ON OPERATING BUDGET: No impact on the FY13 operating budget. Upon completion of the rink, the operating budget will be absorbed into the overall budget of the Civic Center.

50253 & 82002 POOLS - Natatorium

MANAGING DEPARTMENT: Parks & Recreation

PROJECT DESCRIPTION: This project consists of the construction of a natatorium at a location within the City. The pool will include a zero depth pool, deck areas, water play features, pool house and mechanical systems.

	Prior	FY13	FY14	FY15	FY16	FY17	Total
FINANCING METHOD							
General Fund							0
Bond Proceeds	10,135,743						10,135,743
Sales Tax (1999 SPLOST)	2,920,167						2,920,167
Other							0
Balance Forward		10,880,876					
TOTAL	13,055,910	10,880,876	0	0	0	0	13,055,910
PROJECT COSTS							
Professional Services							0
Legal							0
Architect/Engineering	666,667						666,667
Appraisal/Negotiation							0
Construction	1,508,367	10,880,876					12,389,243
Land Acquisition							0
Furnishings & Equipment							0
TOTAL	2,175,034	10,880,876	0	0	0	0	13,055,910
BALANCE	10,880,876	0	0	0	0	0	0

BENEFIT TO THE COMMUNITY: The project will enhance the park and provide an improved quality of life through increased programming opportunities and operating hours.

IMPACT ON OPERATING BUDGET: When construction is complete, the existing neighborhood pools will be closed and staff will be consolidated to the new pool. The funds used to operate the existing neighborhood pools will be utilized to operate the new pool with little or no impact on the operating budget.

96014 BOXWOOD RENOVATIONS

MANAGING DEPARTMENT: Parks and Recreation

PROJECT DESCRIPTION: This project consists of renovating Boxwood Recreation Center.

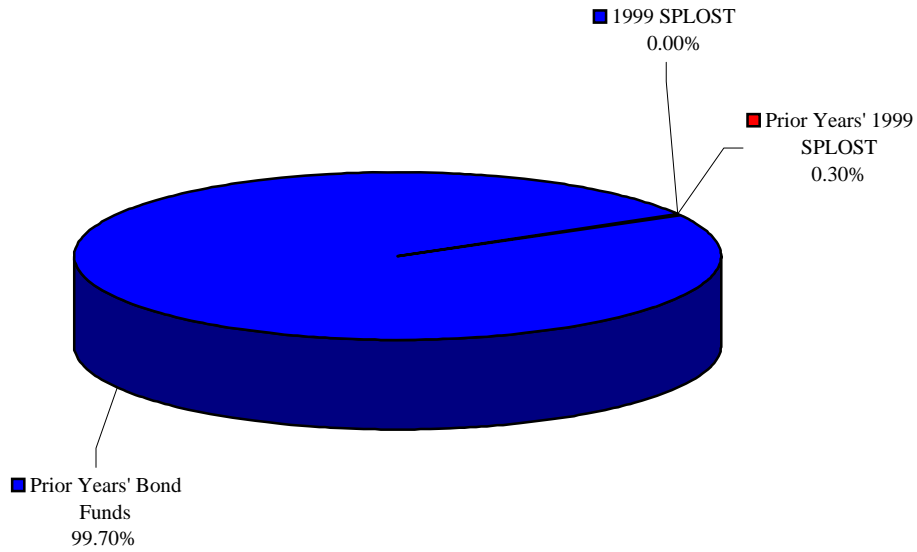
	Prior	FY13	FY14	FY15	FY16	FY17	Total
FINANCING METHOD							
General Fund							0
Bond Proceeds							0
Sales Tax (2009 LOST)	60,046						60,046
Other							0
Balance Forward		60,046					
TOTAL	60,046	60,046	0	0	0	0	60,046
PROJECT COSTS							
Professional Services							0
Legal							0
Architect/Engineering							0
Appraisal/Negotiation							0
Construction		60,046					60,046
Land Acquisition							0
Furnishings & Equipment							0
TOTAL	0	60,046	0	0	0	0	60,046
BALANCE	60,046	0	0	0	0	0	0

BENEFIT TO THE COMMUNITY: The project will enhance Boxwood Recreation Center for citizens and others to enjoy.

IMPACT ON OPERATING BUDGET: No impact on the operating budget.

PUBLIC SAFETY/CRIMINAL JUSTICE SUMMARY

**FY13 FINANCING METHOD
\$2,021,255**

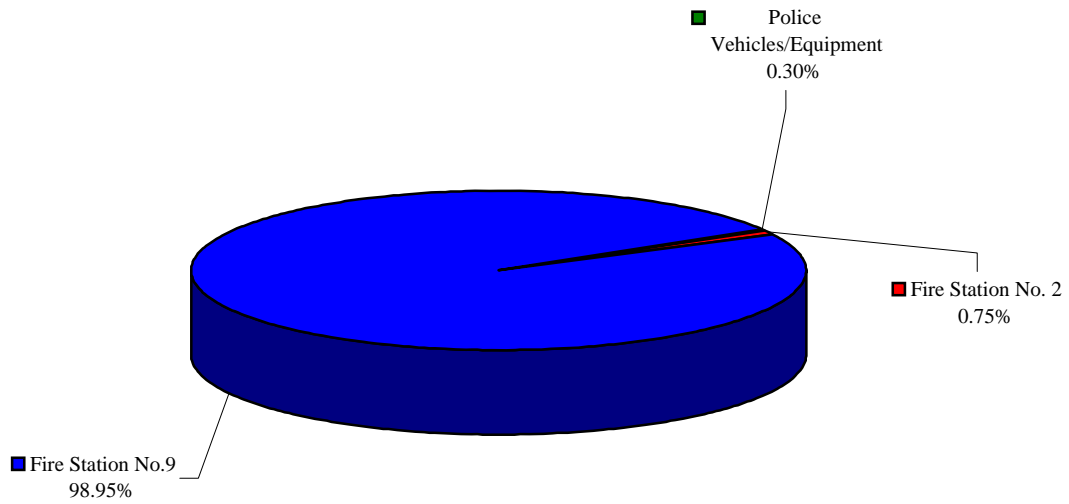


FY13 FINANCING FOR PUBLIC SAFETY/CRIMINAL JUSTICE PROJECTS

<u>METHOD/SOURCE</u>	<u>AMOUNT</u>
1999 SPLOST	\$0
Prior Years' 1999 SPLOST	6,012
Prior Years' Bond Funds	2,015,243
FY13 TOTAL	<u><u>\$2,021,255</u></u>

PUBLIC SAFETY/CRIMINAL JUSTICE SUMMARY

**FY13 PROJECT COSTS
\$2,021,255**



FY13 PUBLIC SAFETY/CRIMINAL JUSTICE PROJECTS

<u>PROJECT</u>	<u>AMOUNT</u>
Fire Station No. 2	\$15,243
Fire Station No. 9	\$2,000,000
Police Vehicles/Equipment	6,012
FY13 TOTAL	<u><u>\$2,021,255</u></u>

40231 FIRE STATION NO. 2

PROJECT DESCRIPTION: This project will provide the Fire/EMS department with a brand new facility and will replace the existing location on 29th Street.

	Prior	FY13	FY14	FY15	FY16	FY17	Total
FINANCING METHOD							
General Fund							0
Bond Proceeds	1,813,296						1,813,296
Sales Tax							0
Other							0
Balance Forward		15,243					
TOTAL	1,813,296	15,243	0	0	0	0	1,813,296
PROJECT COSTS							
Professional Services							0
Legal							0
Architect/Engineering	44,713						44,713
Appraisal/Negotiations							0
Construction	1,352,807						1,352,807
Land Acquisition							0
Vehicles & Equipment	400,533	15,243					415,776
TOTAL	1,798,053	15,243	0	0	0	0	1,813,296
BALANCE	15,243	0	0	0	0	0	0

BENEFIT TO THE COMMUNITY: An improved facility will give the community a more appealing station and provide updated facilities for firefighters and staff.

IMPACT ON OPERATING BUDGET: No impact on the FY13 operating budget. Costs will be absorbed by the General Fund and the Fire/EMS department, once the station is operational.

82001 FIRE STATION NO. 9

PROJECT DESCRIPTION: This project will provide the Fire/EMS department with a brand new facility.

	Prior	FY13	FY14	FY15	FY16	FY17	Total
FINANCING METHOD							
General Fund							0
Bond Proceeds	2,000,000						2,000,000
Sales Tax							0
Other							0
Balance Forward		2,000,000					
TOTAL	2,000,000	2,000,000	0	0	0	0	2,000,000
PROJECT COSTS							
Professional Services		10,000					10,000
Legal		10,000					10,000
Architect/Engineering		50,000					50,000
Appraisal/Negotiations							0
Construction		1,930,000					1,930,000
Land Acquisition							0
Vehicles & Equipment							0
TOTAL	0	2,000,000	0	0	0	0	2,000,000
BALANCE	2,000,000	0	0	0	0	0	0

BENEFIT TO THE COMMUNITY: An improved facility will give the community a more appealing station and provide updated facilities for firefighters and staff.

IMPACT ON OPERATING BUDGET: No impact on the FY13 operating budget. Costs will be absorbed by the General Fund and the Fire/EMS department, once the station is operational.

50110 POLICE VEHICLES/EQUIPMENT

PROJECT DESCRIPTION: The purchase of vehicles, computer and radio, and rescue equipment for the Police Department.

	Prior	FY13	FY14	FY15	FY16	FY17	Total
FINANCING METHOD							
General Fund							0
Bond Proceeds							0
Sales Tax (1999 SPLOST)	8,391,672						8,391,672
Other							0
Balance Forward		6,012					
TOTAL	8,391,672	6,012	0	0	0	0	8,391,672
PROJECT COSTS							
Professional Services							0
Legal							0
Architect/Engineering							0
Appraisal/Negotiations							0
Construction							0
Land Acquisition							0
Vehicles & Equipment	8,385,660	6,012					8,391,672
TOTAL	8,385,660	6,012	0	0	0	0	8,391,672
BALANCE	6,012	0	0	0	0	0	0

BENEFIT TO THE COMMUNITY: Through improved radio and computer communication, rescue equipment and new vehicles, the public safety departments will provide a better, more efficient service to the citizens.

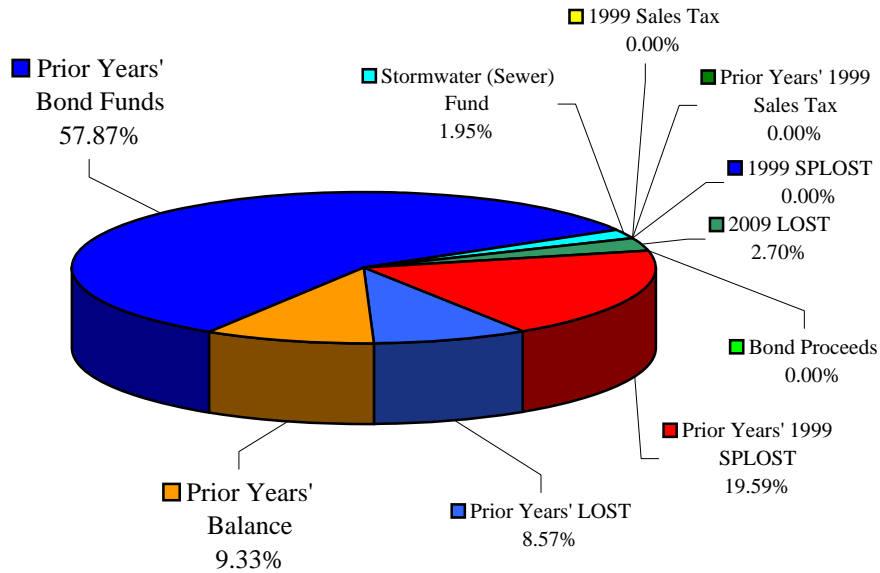
IMPACT ON OPERATING BUDGET: With the purchase of the vehicles and equipment purchased with sales tax funding, operating funds are available for other funding needs.



This page intentionally left blank.

DRAINAGE SUMMARY

FY13 FINANCING METHOD \$27,815,744

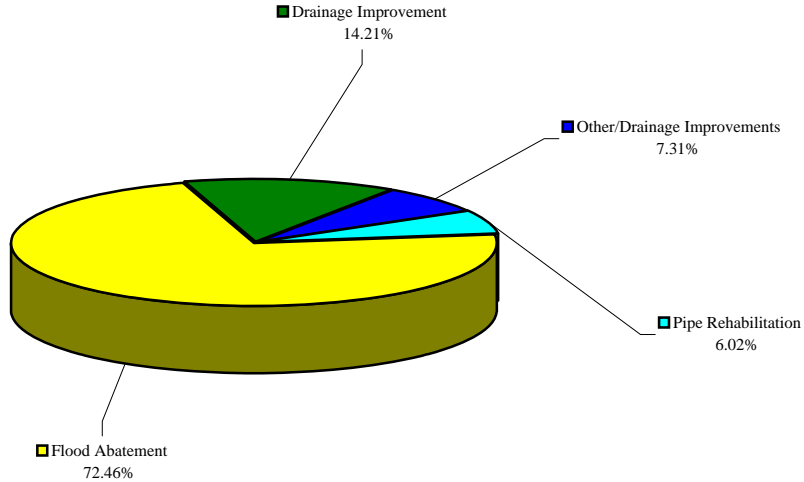


FY13 FINANCING FOR DRAINAGE PROJECTS

<u>METHOD/SOURCE</u>	<u>AMOUNT</u>
Stormwater (Sewer) Fund	\$542,518
1999 Sales Tax	0
Prior Years' 1999 Sales Tax	0
1999 SPLOST	0
2009 LOST	750,000
Bond Proceeds	0
Prior Years' 1999 SPLOST	5,449,886
Prior Years' LOST	2,383,561
Prior Years' Balance	2,594,088
Prior Years' Bond Funds	16,095,692
FY13 TOTAL	\$27,815,744

DRAINAGE SUMMARY

FY13 PROJECT COSTS \$27,815,744



<u>PROJECT</u>	<u>AMOUNT</u>
Sewer Fund/Various	31,841
Cherokee Retaining Wall	49,000
Pipe Rehab	965,088
Fleet Management EPA	395,739
Vehicle Replacement	390,000
Pipe Rehabilitaion - Robert E. Lee Dr	203,104
6th Ave Flood Abatement	15,080,373
Lindsey Creek Flood Study	65,277
Cusseta Road Flood Study	5,550
Flood Studies UDAG	24,100
Cusseta Road UDAG	12,655
Oakland Park Drainage UDAG	1,120,099
2nd Avenue	835,000
Breeds Hill Loop Flood Study UDAG	1,850
Martha's Loop	100
Upper Weracoba Basin Flood UDAG	27,876
Cusseta Rd/Old Cusseta Rd Drainage Study	39,900
Mobley Road Flood Study	52,000
Stormwater Enhancements	307,721
Stormwater/Flood Abatement	5,074,910
LOST Stormwater Enhancements	1,650,000
LOST 17th Avenue Rehab	390,092
Riverwalk Renovations	978,469
Blanchard Blvd Pipe Replacement	115,000
FY13 TOTAL	\$27,815,744

20200 SEWER / VARIOUS

MANAGING DEPARTMENT: Engineering

PROJECT DESCRIPTION: Funds set aside to cover the various expenses related to the stormwater within Muscogee county.

	Prior	FY13	FY14	FY15	FY16	FY17	Total
FINANCING METHOD							
Sewer Fund	37,928						37,928
Bond Proceeds							0
Sales Tax							0
Other							0
Balance Forward		31,841					
TOTAL	37,928	31,841	0	0	0	0	37,928
PROJECT COSTS							
Professional Services							0
Legal							0
Architect/Engineering	6,087						6,087
Appraisal/Negotiations							0
Construction		31,841					31,841
Land Acquisition							0
Furnishings & Equipment							0
	6,087	31,841	0	0	0	0	37,928
BALANCE	31,841	0	0	0	0	0	0

BENEFIT TO THE COMMUNITY: Will repair and construct stormwater devices in

IMPACT ON OPERATING BUDGET: No impact on the operating budget.

20757 CHEROKEE RETAINING WALL

MANAGING DEPARTMENT: Engineering

PROJECT DESCRIPTION: Replace existing retaining wall that was constructed in the 1950's. Portions of this wall have previously collapsed thus obstructing the stream flow and causing property damage.

	Prior	FY11	FY12	FY13	FY14	FY15	Total
FINANCING METHOD							
Stormwater (Sewer) Fund	770,141						770,141
Bond Proceeds							0
Sales Tax							0
Other							0
Balance Forward		49,000					
TOTAL	770,141	49,000	0	0	0	0	770,141
PROJECT COSTS							
Professional Services							0
Legal							0
Architect/Engineering		43,978					43,978
Appraisal/Negotiations							0
Construction	721,141	5,022					726,163
Land Acquisition							0
Furnishings & Equipment							0
	721,141	49,000	0	0	0	0	770,141
BALANCE	49,000	0	0	0	0	0	0

BENEFIT TO THE COMMUNITY: Reduction of potential safety hazards and property

IMPACT ON OPERATING BUDGET: Reduction of maintenance and repair costs as well as

20770 PIPE REHABILITATION

MANAGING DEPARTMENT: Engineering

PROJECT DESCRIPTION: Funding for the rehabilitation of the deteriorating combined sewers in the downtown area. Many of the storm sewers have been in place for more than 100 years.

	Prior	FY13	FY14	FY15	FY16	FY17	Total
FINANCING METHOD							
Stormwater (Sewer) Fund	2,815,280	542,518					3,357,798
Bond Proceeds							0
Sales Tax							0
Other							0
Balance Forward		422,570					
TOTAL	2,815,280	965,088	0	0	0	0	3,357,798
PROJECT COSTS							
Professional Services							0
Legal							0
Architect/Engineering	49,611						49,611
Appraisal/Negotiations							0
Construction	2,343,099	965,088					3,308,187
Land Acquisition							0
Furnishings & Equipment							0
	2,392,710	965,088	0	0	0	0	3,357,798
BALANCE	422,570	0	0	0	0	0	0

BENEFIT TO THE COMMUNITY: Avoid possible property damage and/or personal injury

IMPACT ON OPERATING BUDGET: Avoidance for thousands of dollars to City right-of-

20771 FLEET MANAGEMENT EPA

MANAGING DEPARTMENT: Public Services

PROJECT DESCRIPTION: The project will bring the Fleet Maintenance Complex into compliance with U. S. Environmental Protection Agency (EPA) Clean Water Act. This project will consist of installing a drainage system with oil/water separators, which are then connected to the sanitary sewer.

	Prior	FY13	FY14	FY15	FY16	FY17	Total
FINANCING METHOD							
Stormwater (Sewer) Fund	1,137,782						1,137,782
Bond Proceeds							0
Sales Tax							0
Other							0
Balance Forward		395,739					
TOTAL	1,137,782	395,739	0	0	0	0	1,137,782
PROJECT COSTS							
Professional Services							0
Legal							0
Architect/Engineering	287,692	395,739					683,431
Appraisal/Negotiations							0
Construction	454,351						454,351
Land Acquisition							0
Furnishings & Equipment							0
	742,043	395,739	0	0	0	0	1,137,782
BALANCE	395,739	0	0	0	0	0	0

BENEFIT TO THE COMMUNITY: The oil/water separators will prevent contaminated

IMPACT ON OPERATING BUDGET: Reduces the possibilities of violations of the Clean

22175, 20782, 21021, 20710 VEHICLE REPLACEMENT

MANAGING DEPARTMENT: Public Services

PROJECT DESCRIPTION: The initial fund to establish and maintain a vehicle replacement program within the City. The funding will provide for the replacement of vehicles based on criteria established by the Fleet Manager.

	Prior	FY13	FY14	FY15	FY16	FY17	Total
FINANCING METHOD							
General Fund	168,230						168,230
Sewer Fund	587,719						587,719
Paving Fund	22,400						22,400
Integrated Waste Fund	439,000						439,000
Sales Tax							0
Other							0
Balance Forward		390,000					
TOTAL	587,719	390,000	0	0	0	0	587,719
PROJECT COSTS							
Professional Services							0
Legal							0
Architect/Engineering							0
Appraisal/Negotiation							0
Construction							0
							0
Vehicles & Equipment	197,719	390,000					587,719
TOTAL	197,719	390,000	0	0	0	0	587,719
BALANCE	390,000	0	0	0	0	0	0

BENEFIT TO THE COMMUNITY: The regular replacement of vehicles will provide a better maintained and more efficient fleet of vehicles on the city streets.

IMPACT ON OPERATING BUDGET: No anticipated impact on the FY13 operating budget.

20789 PIPE REHABILITATION - ROBERT E. LEE DR

MANAGING DEPARTMENT: Engineering

PROJECT DESCRIPTION: Repair and/or replacement of corrugated metal pipe that has deteriorated.

	Prior	FY09	FY10	FY11	FY12	FY13	Total
FINANCING METHOD							
Sewer Fund	628,000						628,000
Bond Proceeds							0
Sales Tax							0
Other							0
Balance Forward		203,104					
TOTAL	628,000	203,104	0	0	0	0	628,000
PROJECT COSTS							
Professional Services							0
Legal							0
Architect/Engineering							0
Appraisal/Negotiations							0
Construction	424,896	203,104					628,000
Land Acquisition							0
Furnishings & Equipment							0
	424,896	203,104	0	0	0	0	628,000
BALANCE	203,104	0	0	0	0	0	0

BENEFIT TO THE COMMUNITY: Prevents future liability to the City for damages to

IMPACT ON OPERATING BUDGET: Reduces repair and maintenance costs to the area.

20797/81002/82007 6TH AVENUE FLOOD ABATEMENT

MANAGING DEPARTMENT: Engineering

PROJECT DESCRIPTION: Construction of enhancements to the stormwater infrastructure in the area surrounding 6th Avenue. The work includes planning/study, design, and construction of the stormwater system enhancements.

	Prior	FY13	FY14	FY15	FY16	FY17	Total
FINANCING METHOD							
Stormwater (Sewer) Fund	2,149,236						2,149,236
Bond Proceeds	24,163,636						24,163,636
Sales Tax							0
Other							0
Balance Forward		15,080,373					
TOTAL	26,312,872	15,080,373	0	0	0	0	26,312,872
PROJECT COSTS							
Professional Services		100,000					100,000
Legal		10,000					10,000
Architect/Engineering	1,129,033	500,000					1,629,033
Appraisal/Negotiations	950	10,000					10,950
Construction	10,102,516	13,960,373					24,062,889
Land Acquisition		500,000					500,000
Furnishings & Equipment							0
	11,232,499	15,080,373	0	0	0	0	26,312,872
BALANCE	15,080,373	0	0	0	0	0	0

BENEFIT TO THE COMMUNITY: Prevents future liability to the City for damages to nearby

IMPACT ON OPERATING BUDGET: Reduces repair and maintenance costs to the area.

21095 & 21116 LINDSEY CREEK FLOOD STUDY

MANAGING DEPARTMENT: Engineering

PROJECT DESCRIPTION: To conduct a study in this area of the City in order to prevent flood damage.

	Prior	FY13	FY14	FY15	FY16	FY17	Total
FINANCING METHOD							
Stormwater (Sewer) Fund	139,928						139,928
Bond Proceeds							0
Sales Tax							0
Other							0
Balance Forward		65,277					
TOTAL	139,928	65,277	0	0	0	0	139,928
PROJECT COSTS							
Professional Services							0
Legal							0
Architect/Engineering	74,651	65,277					139,928
Appraisal/Negotiations							0
Construction							0
Land Acquisition							0
Furnishings & Equipment							0
	74,651	65,277	0	0	0	0	139,928
BALANCE	65,277	0	0	0	0	0	0

BENEFIT TO THE COMMUNITY: Prevents future liability to the City for damages to

IMPACT ON OPERATING BUDGET: Reduces repair and maintenance costs to the area.

21103 CUSSETA ROAD FLOOD STUDY

MANAGING DEPARTMENT: Engineering

PROJECT DESCRIPTION: To conduct a study in this area of the City in order to prevent flood damage.

	Prior	FY13	FY14	FY15	FY16	FY17	Total
FINANCING METHOD							
Stormwater (Sewer) Fund	42,550						42,550
Bond Proceeds							0
Sales Tax							0
Other							0
Balance Forward		5,550					
TOTAL	42,550	5,550	0	0	0	0	42,550
PROJECT COSTS							
Professional Services							0
Legal							0
Architect/Engineering	37,000	5,550					42,550
Appraisal/Negotiations							0
Construction							0
Land Acquisition							0
Furnishings & Equipment							0
	37,000	5,550	0	0	0	0	42,550
BALANCE	5,550	0	0	0	0	0	0

BENEFIT TO THE COMMUNITY: Prevents future liability to the City for damages to

IMPACT ON OPERATING BUDGET: Reduces repair and maintenance costs to the area.

21106 FLOOD STUDIES UDAG

MANAGING DEPARTMENT: Engineering

PROJECT DESCRIPTION: To conduct a study in UDAG qualified areas of the City in order to prevent flood damage.

	Prior	FY13	FY14	FY15	FY16	FY17	Total
FINANCING METHOD							
Stormwater (Sewer) Fund	24,100						24,100
Bond Proceeds							0
Sales Tax							0
Other							0
Balance Forward		24,100					
TOTAL	24,100	24,100	0	0	0	0	24,100
PROJECT COSTS							
Professional Services							0
Legal							0
Architect/Engineering		24,100					24,100
Appraisal/Negotiations							0
Construction							0
Land Acquisition							0
Furnishings & Equipment							0
	0	24,100	0	0	0	0	24,100
BALANCE	24,100	0	0	0	0	0	0

BENEFIT TO THE COMMUNITY: Reduction of potential safety hazards and property

IMPACT ON OPERATING BUDGET: Reduction of maintenance and repair costs as well as

21109 CUSSETA RD UDAG

MANAGING DEPARTMENT: Engineering

PROJECT DESCRIPTION: Repair and/or replace existing pipe to improve drainage flow.

	Prior	FY13	FY14	FY15	FY16	FY17	Total
FINANCING METHOD							
Stormwater (Sewer) Fund	110,000						110,000
Bond Proceeds							0
Sales Tax							0
Other							0
Balance Forward		12,655					
TOTAL	110,000	12,655	0	0	0	0	110,000
PROJECT COSTS							
Professional Services							0
Legal							0
Architect/Engineering	87570	9,730					97,300
Appraisal/Negotiations							0
Construction	9775	2,925					12,700
Land Acquisition							0
Furnishings & Equipment							0
	97,345	12,655	0	0	0	0	110,000
BALANCE	12,655	0	0	0	0	0	0

BENEFIT TO THE COMMUNITY: Prevents future liability to the City for damages to

IMPACT ON OPERATING BUDGET: Reduces repair and maintenance costs to the area.

21110 & 53041 OAKLAND PARK DRAINAGE

MANAGING DEPARTMENT: Engineering

PROJECT DESCRIPTION: Repair and/or replace existing pipe to improve drainage flow.

	Prior	FY13	FY14	FY15	FY16	FY17	Total
FINANCING METHOD							
Stormwater (Sewer) Fund	445,000						445,000
Bond Proceeds							0
Sales Tax (1999 SPLOST)	1,082,574						1,082,574
Other							0
Balance Forward		1,120,099					
TOTAL	1,527,574	1,120,099	0	0	0	0	1,527,574
PROJECT COSTS							
Professional Services							0
Legal							0
Architect/Engineering	407,475	37,525					445,000
Appraisal/Negotiations							0
Construction		1,082,574					1,082,574
Land Acquisition							0
Furnishings & Equipment							0
	407,475	1,120,099	0	0	0	0	1,527,574
BALANCE	1,120,099	0	0	0	0	0	0

BENEFIT TO THE COMMUNITY: Prevents future liability to the City for damages to

IMPACT ON OPERATING BUDGET: Reduces repair and maintenance costs to the area.

21112 2ND AVENUE

MANAGING DEPARTMENT: Engineering

PROJECT DESCRIPTION: Repair and/or replace existing pipe to improve drainage flow.

	Prior	FY13	FY14	FY15	FY16	FY17	Total
FINANCING METHOD							
Stormwater (Sewer) Fund	835,000						835,000
Bond Proceeds							0
Sales Tax							0
Other							0
Balance Forward		835,000					
TOTAL	835,000	835,000	0	0	0	0	835,000
PROJECT COSTS							
Professional Services							0
Legal							0
Architect/Engineering		50,962					50,962
Appraisal/Negotiations							0
Construction		784,038					784,038
Land Acquisition							0
Furnishings & Equipment							0
	0	835,000	0	0	0	0	835,000
BALANCE	835,000	0	0	0	0	0	0

BENEFIT TO THE COMMUNITY: Prevents future liability to the City for damages to

IMPACT ON OPERATING BUDGET: Reduces repair and maintenance costs to the area.

21113 BREEDS HILL LOOP FLOOD STUDY UDAG

MANAGING DEPARTMENT: Engineering

PROJECT DESCRIPTION: To conduct a study in this area of the City in order to prevent flood damage.

	Prior	FY13	FY14	FY15	FY16	FY17	Total
FINANCING METHOD							
Stormwater (Sewer) Fund	30000						0
Bond Proceeds							0
Sales Tax							0
Other							0
Balance Forward		1,850					
TOTAL	30,000	1,850	0	0	0	0	0
PROJECT COSTS							
Professional Services							0
Legal							0
Architect/Engineering	28,150	1,850					30,000
Appraisal/Negotiations							0
Construction							0
Land Acquisition							0
Furnishings & Equipment							0
	28,150	1,850	0	0	0	0	30,000
BALANCE	1,850	0	0	0	0	0	-30,000

BENEFIT TO THE COMMUNITY: Prevents future liability to the City for damages to

IMPACT ON OPERATING BUDGET: Reduces repair and maintenance costs to the area.

21114 MARTHA'S LOOP

MANAGING DEPARTMENT: Engineering

PROJECT DESCRIPTION: Repair and/or replacement of corrugated metal pipe that has deteriorated.

	Prior	FY13	FY14	FY15	FY16	FY17	Total
FINANCING METHOD							
Stormwater (Sewer) Fund	96,000						96,000
Bond Proceeds							0
Sales Tax							0
Other							0
Balance Forward		100					
TOTAL	96,000	100	0	0	0	0	96,000
PROJECT COSTS							
Professional Services							0
Legal							0
Architect/Engineering	95,900	100					96,000
Appraisal/Negotiations							0
Construction							0
Land Acquisition							0
Furnishings & Equipment							0
	95,900	100	0	0	0	0	96,000
BALANCE	100	0	0	0	0	0	0

BENEFIT TO THE COMMUNITY: Prevents future liability to the City for damages to

IMPACT ON OPERATING BUDGET: Reduces repair and maintenance costs to the area.

21115 UPPER WERACOBA BASIN FLOOD UDAG

MANAGING DEPARTMENT: Engineering

PROJECT DESCRIPTION: To conduct a study in this area of the City in order to prevent flood damage.

	Prior	FY13	FY14	FY15	FY16	FY17	Total
FINANCING METHOD							
Stormwater (Sewer) Fund	109800						0
Bond Proceeds							0
Sales Tax							0
Other							0
Balance Forward		27,876					
TOTAL	109,800	27,876	0	0	0	0	0
PROJECT COSTS							
Professional Services							0
Legal							0
Architect/Engineering	81,924	27,876					109,800
Appraisal/Negotiations							0
Construction							0
Land Acquisition							0
Furnishings & Equipment							0
	81,924	27,876	0	0	0	0	109,800
BALANCE	27,876	0	0	0	0	0	-109,800

BENEFIT TO THE COMMUNITY: Prevents future liability to the City for damages to

IMPACT ON OPERATING BUDGET: Reduces repair and maintenance costs to the area.

21117 CUSSETA RD/OLD CUSSETA RD DRAINAGE STUDY

MANAGING DEPARTMENT: Engineering

PROJECT DESCRIPTION: Repair and/or replace existing pipe to improve drainage flow.

	Prior	FY13	FY14	FY15	FY16	FY17	Total
FINANCING METHOD							
Stormwater (Sewer) Fund	50,000						50,000
Bond Proceeds							0
Sales Tax							0
Other							0
Balance Forward		39,900					
TOTAL	50,000	39,900	0	0	0	0	50,000
PROJECT COSTS							
Professional Services							0
Legal							0
Architect/Engineering	10100	39,900					50,000
Appraisal/Negotiations							0
Construction							0
Land Acquisition							0
Furnishings & Equipment							0
	10,100	39,900	0	0	0	0	50,000
BALANCE	39,900	0	0	0	0	0	0

BENEFIT TO THE COMMUNITY: Prevents future liability to the City for damages to

IMPACT ON OPERATING BUDGET: Reduces repair and maintenance costs to the area.

21119 MOBLEY ROAD FLOOD STUDY

MANAGING DEPARTMENT: Engineering

PROJECT DESCRIPTION: To conduct a study in this area of the City in order to prevent flood damage.

	Prior	FY13	FY14	FY15	FY16	FY17	Total
FINANCING METHOD							
Stormwater (Sewer) Fund	52,000						52,000
Bond Proceeds							0
Sales Tax							0
Other							0
Balance Forward		52,000					
TOTAL	52,000	52,000	0	0	0	0	52,000
PROJECT COSTS							
Professional Services							0
Legal							0
Architect/Engineering		52,000					52,000
Appraisal/Negotiations							0
Construction							0
Land Acquisition							0
Furnishings & Equipment							0
	0	52,000	0	0	0	0	52,000
BALANCE	52,000	0	0	0	0	0	0

BENEFIT TO THE COMMUNITY: Prevents future liability to the City for damages to

IMPACT ON OPERATING BUDGET: Reduces repair and maintenance costs to the area.

40235 & 40241 STORMWATER ENHANCEMENTS

MANAGING DEPARTMENT: Engineering

PROJECT DESCRIPTION: Construction of enhancements to the stormwater infrastructure in the Old Town Basin, the area formerly known as Bibb City, and other parts of Muscogee County. The work includes planning/study, design, and construction of the stormwater system enhancements.

	Prior	FY13	FY14	FY15	FY16	FY17	Total
FINANCING METHOD							
Stormwater (Sewer) Fund							0
Bond Proceeds	13,390,168						13,390,168
Sales Tax							0
Other							0
Balance Forward		307,721					
TOTAL	13,390,168	307,721	0	0	0	0	13,390,168
PROJECT COSTS							
Professional Services							0
Legal							0
Architect/Engineering	1,309,226						1,309,226
Appraisal/Negotiations							0
Construction	11,773,221	307,721					12,080,942
Land Acquisition							0
Furnishings & Equipment							0
	13,082,447	307,721	0	0	0	0	13,390,168
BALANCE	307,721	0	0	0	0	0	0

BENEFIT TO THE COMMUNITY: Avoid possible property damage and/or personal injury

IMPACT ON OPERATING BUDGET: Reduction of repair and maintenance costs as well as

40243 & 53032 19TH ST FLOOD ABATEMENT-PHASE I (MERITAS)

MANAGING DEPARTMENT: Engineering

PROJECT DESCRIPTION: Research, design, and construction of roadways to prevent flooding.

	Prior	FY13	FY14	FY15	FY16	FY17	Total
FINANCING METHOD							
Stormwater (Sewer) Fund							0
Bond Proceeds	799,331						799,331
Sales Tax (1999 SPLOST)	4,367,312						4,367,312
Other							0
Balance Forward		5,074,910					
TOTAL	5,166,643	5,074,910	0	0	0	0	5,166,643
PROJECT COSTS							
Professional Services		10,000					10,000
Legal		10,000					10,000
Architect/Engineering	45,598	100,000					145,598
Appraisals/Negotiations		10,000					10,000
Construction	46,135	4,844,910					4,891,045
Land Acquisition		100,000					100,000
Buses & Equipment							0
	91,733	5,074,910	0	0	0	0	5,166,643
BALANCE	5,074,910	0	0	0	0	0	0

BENEFIT TO THE COMMUNITY: Improved quality of travel for the citizens of Columbus.

IMPACT ON OPERATING BUDGET: No impact on the operating budget.

94001 LOST STORMWATER

MANAGING DEPARTMENT: Engineering

PROJECT DESCRIPTION: Construction enhancements to the drainage infrastructure throughout the City.

	Prior	FY13	FY14	FY15	FY16	FY17	Total
FINANCING METHOD							
Stormwater (Sewer) Fund							0
Bond Proceeds							0
Sales Tax (2009 LOST)	900,000	750,000					1,650,000
Other							0
Balance Forward		900,000					
TOTAL	900,000	1,650,000	0	0	0	0	1,650,000
PROJECT COSTS							
Professional Services							0
Legal							0
Architect/Engineering		300,000					300,000
Appraisal/Negotiations							0
Construction		1,350,000					1,350,000
Land Acquisition							0
Furnishings & Equipment							0
	0	1,650,000	0	0	0	0	1,650,000
BALANCE	900,000	0	0	0	0	0	0

BENEFIT TO THE COMMUNITY: Prevents future liability to the City for damages to

IMPACT ON OPERATING BUDGET: Reduces repair and maintenance costs to the area.

94002 17TH AVE REHAB

MANAGING DEPARTMENT: Engineering

PROJECT DESCRIPTION: Construction enhancements to the drainage infrastructure on 17th Avenue.

	Prior	FY13	FY14	FY15	FY16	FY17	Total
FINANCING METHOD							
Stormwater (Sewer) Fund							0
Bond Proceeds							0
Sales Tax	400,000						400,000
Other							0
Balance Forward		390,092					
TOTAL	400,000	390,092	0	0	0	0	400,000
PROJECT COSTS							
Professional Services							0
Legal							0
Architect/Engineering	250	10,000					10,250
Appraisal/Negotiations							0
Construction	9,658	380,092					389,750
Land Acquisition							0
Furnishings & Equipment							0
	9,908	390,092	0	0	0	0	400,000
BALANCE	390,092	0	0	0	0	0	0

BENEFIT TO THE COMMUNITY: Prevents future liability to the City for damages to

IMPACT ON OPERATING BUDGET: Reduces repair and maintenance costs to the area.

94003 RIVERWALK RENOVATIONS

MANAGING DEPARTMENT: Engineering

PROJECT DESCRIPTION: Renovate and stabilize the Riverwalk Bank.

	Prior	FY13	FY14	FY15	FY16	FY17	Total
FINANCING METHOD							
Stormwater (Sewer) Fund							0
Bond Proceeds							0
Sales Tax (2009 LOST)	1,385,067						1,385,067
Other							0
Balance Forward		978,469					
TOTAL	1,385,067	978,469	0	0	0	0	1,385,067
PROJECT COSTS							
Professional Services							0
Legal							0
Architect/Engineering	90,307	1,462					91,769
Appraisal/Negotiations							0
Construction	316,291	977,007					1,293,298
Land Acquisition							0
Furnishings & Equipment							0
	406,598	978,469	0	0	0	0	1,385,067
BALANCE	978,469	0	0	0	0	0	0

BENEFIT TO THE COMMUNITY: Extends the life of the Riverwalk and reduces the

IMPACT ON OPERATING BUDGET: Construction of the bank stabilization reduces future

94004 BLANCHARD BLVD PIPE REPLACEMENT

MANAGING DEPARTMENT: Engineering

PROJECT DESCRIPTION: Repair and/or replacement of corrugated metal pipe that has deteriorated.

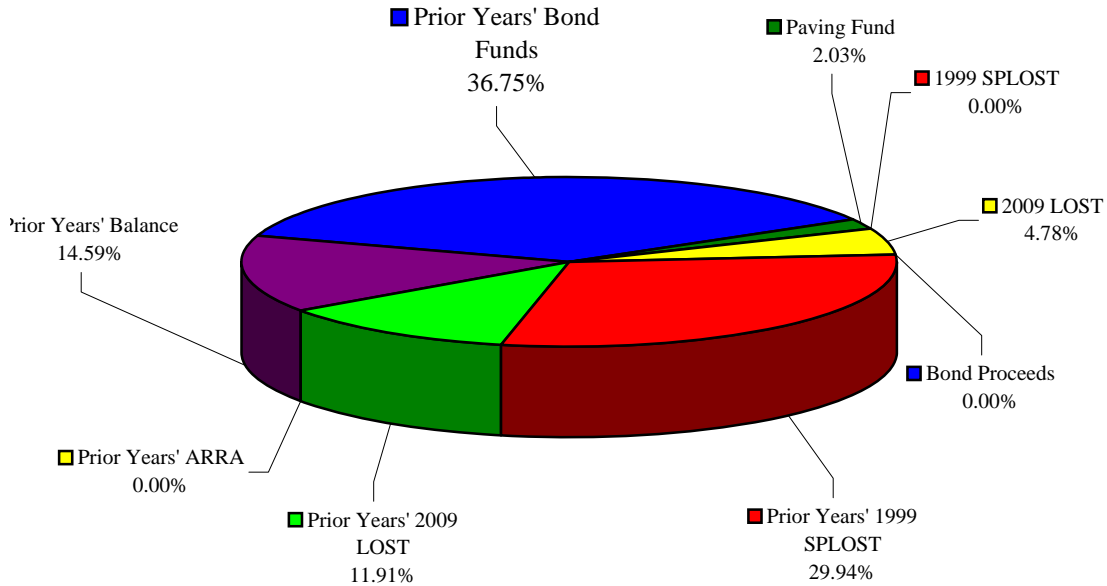
	Prior	FY13	FY14	FY15	FY16	FY17	Total
FINANCING METHOD							
Stormwater (Sewer) Fund							0
Bond Proceeds							0
Sales Tax (2009 LOST)	115,000						115,000
Other							0
Balance Forward		115,000					
TOTAL	115,000	115,000	0	0	0	0	115,000
PROJECT COSTS							
Professional Services							0
Legal							0
Architect/Engineering							0
Appraisal/Negotiations							0
Construction		115,000					115,000
Land Acquisition							0
Furnishings & Equipment							0
	0	115,000	0	0	0	0	115,000
BALANCE	115,000	0	0	0	0	0	0

BENEFIT TO THE COMMUNITY: Prevents future liability to the City for damages to

IMPACT ON OPERATING BUDGET: Reduces repair and maintenance costs to the area.

TRANSPORTATION SUMMARY

FY13 FINANCING METHOD \$70,237,518

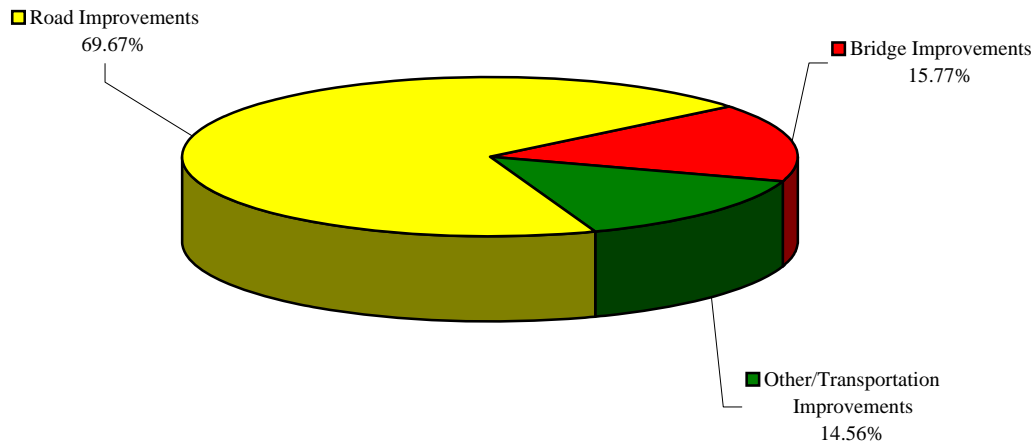


FY13 FINANCING FOR TRANSPORTATION PROJECTS

<u>METHOD/SOURCE</u>	<u>AMOUNT</u>
Paving Fund	\$1,425,646
1999 SPLOST	0
2009 LOST	3,355,584
Bond Proceeds	0
Prior Years' 1999 SPLOST	21,030,947
Prior Years' 2009 LOST	8,368,043
Prior Years' ARRA	548
Prior Years' Balance	10,246,867
Prior Years' Bond Funds	25,809,883
FY13 TOTAL	<u><u>\$70,237,518</u></u>

TRANSPORTATION SUMMARY

FY13 PROJECT COSTS \$70,237,518



FY13 TRANSPORTATION PROJECTS

<u>PROJECT</u>	<u>AMOUNT</u>
Paving Fund/Various	30,776
Whitesville/Double Churches	5,674,570
LED Signal Heads*	212,732
ATMS/Signals	3,500
Vehicle Replacement	9,060
Handicap Ramps	43,999
Resurfacing Rehabilitation Program	1,025,646
Sidewalks	323,924
Gateway Projects	209,219
Fiberoptic Interconnect	193,418
Bridge Improvements - Corporate Ridge	604,183
Permitting System	47,591
Traffic Calming	44,633
Walking Trails/Trolley System	2,529,352
14th St. Bridge	1,035,729
Wynnton Road Streetscapes - Phase I	815,102
Veterans Parkway Streetscapes	608,106

TRANSPORTATION SUMMARY

Riverwalk 13th - 14th TE	1,510,418
Truck Route Signage	3,361
Whittlesey: Whitesville to Veterans Widening	353,306
Cargo Dr./Transport Blvd Roundabout	32,564
14th Street Pedestrian Street Plaza	2,100,528
Sacerdote Drive Extension	225,540
Corporate Ridge Intersection	1,783,898
Buena Vista Rd Corridor Study	60,000
Spider Web Study	83,000
Alternative Transportation Study	120,000
Ft. Benning Rd. Streetscapes	3,358,000
Cusseta Rd Ped Bridge Ezone	1,237,421
Parking Garage - Trade Center	3,499,709
Roads & Streets	132,834
Railroad Crossing Improvements	264,824
Bridge Repair/Design	4,443
Veterans Parkway/Cooper Creek	143,237
Ft. Benning Rd./Brennan Rd.	3,924,573
Clean Air Buses	466,414
Forest Rd.: Woodruff Farm to Schatulga Rd.	5,686,563
Whittlesey Rd.: Whitesville to Veterans Parkway	451,939
River Rd./Bradley Park/JR Allen Improvements	1,142,059
Veterans/Double Churches Rd. Improvements	2,009,815
Northstar/St. Marys Rd. Improvements	689,000
Moon Rd. - Phase I	6,667,237
Moon Rd. - Phase III	3,334,872
Hubbard Rd. Bridge	301
18th Ave/Garrard St Roundabout	507,175
Pedestrian Bridges	808,307
Williams Road Study	10,370
MTP-Utility Infrastructure	857
Waterford Road Bridge	11,785
Edgewood Road Bridge	261,117
CSC Road	408,828
Road/Street Resurfacing	405,125
Forest Rd. Bridge: Bull Creek	1,631,789
Forest Rd. Bridge: Cooper Creek	1,771,142
LOST Rds. & Infrastructure	7,811,162
LOST Brown Avenue Bridge	3,642,465
St Elmo Bridge	20,000
Cemetery Road Resurfacing	100,000
Public Services Paving	100,000
Bridge Repair Design/Evaluation	50,000
FY13 TOTAL	\$70,237,518

20300 PAVING FUND / VARIOUS

MANAGING DEPARTMENT: Various

PROJECT DESCRIPTION: Funds set aside to cover the various expenses related to the paving fund projects within Muscogee county.

	Prior	FY13	FY14	FY15	FY16	FY17	Total
FINANCING METHOD							
Paving Fund	30,776						30,776
Bond Proceeds							0
Sales Tax							0
Other							0
Balance Forward		30,776					
TOTAL	30,776	30,776	0	0	0	0	30,776
PROJECT COSTS							
Professional Services							0
Legal							0
Architect/Engineering							0
Appraisal/Negotiations							0
Construction		30,776					30,776
Land Acquisition							0
Furnishings & Equipment							0
TOTAL	0	30,776	0	0	0	0	30,776
BALANCE	30,776	0	0	0	0	0	0

BENEFIT TO THE COMMUNITY: Will funding for various general fund projects within the City.

IMPACT ON OPERATING BUDGET: No impact on the operating budget.

20353/50327/82055 WHITESVILLE/DOUBLE CHURCHES

MANAGING DEPARTMENT: Engineering

PROJECT DESCRIPTION: Improve road at the intersection of Whiteville and Double Churches.

	Prior	FY13	FY14	FY15	FY16	FY17	Total
FINANCING METHOD							
Paving Fund	1,000,000						1,000,000
Bond Proceeds	4,500,000						4,500,000
Sales Tax (1999 SPLOST)	487,060						487,060
Other							0
Balance Forward		5,674,570					
TOTAL	5,987,060	5,674,570	0	0	0	0	5,987,060
PROJECT COSTS							
Professional Services	13880	10,000					23,880
Legal	168	10,000					10,168
Architect/Engineering	167,981	200,000					367,981
Appraisals/Negotiations	21,630	20,000					41,630
Construction		5,234,570					5,234,570
Land Acquisition	108,831	200,000					308,831
Furnishings & Equipment							0
TOTAL	312,490	5,674,570	0	0	0	0	5,987,060
BALANCE	5,674,570	0	0	0	0	0	0

BENEFIT TO THE COMMUNITY: Enhance the safety factor and improve the traffic flow of the area.

IMPACT ON OPERATING BUDGET: Provide an alternative source of funding therefore reducing the reliance of operating funds.

20759 LED SIGNAL HEADS

MANAGING DEPARTMENT: Engineering

PROJECT DESCRIPTION: Replace existing signal heads with new high visibility L.E.D. signal heads.

	Prior	FY13	FY14	FY15	FY16	FY17	Total
FINANCING METHOD							
Paving Fund	262,657						262,657
Bond Proceeds							0
Sales Tax							0
Other							0
Balance Forward		212,732					
TOTAL	262,657	212,732	0	0	0	0	262,657
PROJECT COSTS							
Professional Services	12,635						12,635
Legal							0
Architect/Engineering							0
Appraisals/Negotiations							0
Construction							0
Land Acquisition							0
Furnishings & Equipment	37,290	212,732					250,022
TOTAL	49,925	212,732	0	0	0	0	262,657
BALANCE	212,732	0	0	0	0	0	0

BENEFIT TO THE COMMUNITY: Savings in energy costs and better visibility of signals for increased safety for drivers and pedestrians.

IMPACT ON OPERATING BUDGET: Impact on the FY13 operating budget will eliminate "bulb calls" and allow personnel to do other tasks.

20760 ATMS/SIGNAL

MANAGING DEPARTMENT: Engineering

PROJECT DESCRIPTION: This project provides the field connection using primary fiber optic cable between the Traffic Coordination Center located in the Government Center Annex

	Prior	FY13	FY14	FY15	FY16	FY17	Total
FINANCING METHOD							
Paving Fund	355,043						355,043
Bond Proceeds							0
Sales Tax							0
Other							0
Balance Forward		3,500					
TOTAL	355,043	3,500	0	0	0	0	355,043
PROJECT COSTS							
Professional Services							0
Legal							0
Architect/Engineering	351,543	3,500					355,043
Appraisals/Negotiations							0
Construction							0
Land Acquisition							0
Furnishings & Equipment							0
TOTAL	351,543	3,500	0	0	0	0	355,043
BALANCE	3,500	0	0	0	0	0	0

BENEFIT TO THE COMMUNITY: The fiber optic Traffic Signal Interconnect will provide direct connection to all traffic signals along Veterans Pkwy back to our new Traffic Coordination Center TCC).The TCC will have full control of the Changeable Message Sign (CMS) to provide motorists messages for traffic conditions, upcoming events that affect traffic & to redirect traffic due to incidents that restrict traffic flow.

IMPACT ON OPERATING BUDGET: Impact on the FY13 operating budget will eliminate "bulb calls" and allow personnel to do other tasks.

22175, 20782, 21021, 20710 VEHICLE REPLACEMENT

MANAGING DEPARTMENT: Public Services

PROJECT DESCRIPTION: The initial fund to establish and maintain a vehicle replacement program within the City. The funding will provide for the replacement of vehicles based on criteria established by the Fleet Manager.

	Prior	FY13	FY14	FY15	FY16	FY17	Total
FINANCING METHOD							
General Fund	168,230						168,230
Sewer Fund	587,719						587,719
Paving Fund	22,400						22,400
Integrated Waste Fund	439,000						439,000
Sales Tax							0
Other							0
Balance Forward		9,060					
TOTAL	22,400	9,060	0	0	0	0	587,719
PROJECT COSTS							
Professional Services							0
Legal							0
Architect/Engineering							0
Appraisal/Negotiation							0
Construction							0
Land Acquisition							0
Vehicles & Equipment	13,340	9,060					22,400
TOTAL	13,340	9,060	0	0	0	0	22,400
BALANCE	9,060	0	0	0	0	0	565,319

BENEFIT TO THE COMMUNITY: The regular replacement of vehicles will provide a better maintained and more efficient fleet of vehicles on the city streets.

IMPACT ON OPERATING BUDGET: No anticipated impact on the FY13 operating budget.

21022 HANDICAP RAMPS

MANAGING DEPARTMENT: Engineering

PROJECT DESCRIPTION: Installation of handicap ramps on existing sidewalks. There are approximately 2,000 locations in need of ramps.

	Prior	FY13	FY14	FY15	FY16	FY17	Total
FINANCING METHOD							
Paving Fund	289,000						289,000
Bond Proceeds							0
Sales Tax							0
Other							0
Balance Forward		43,999					
TOTAL	289,000	43,999	0	0	0	0	289,000
PROJECT COSTS							
Professional Services							0
Legal							0
Architect/Engineering							0
Appraisals/Negotiations							0
Construction	245,001	43,999					289,000
Land Acquisition							0
Furnishings & Equipment							0
TOTAL	245,001	43,999	0	0	0	0	289,000
BALANCE	43,999	0	0	0	0	0	0

BENEFIT TO THE COMMUNITY: Provides access to sidewalks for people with disabilities.

IMPACT ON OPERATING BUDGET: Reduces potential future liability in the event of non-compliance.

21023 RESURFACING/REHABILITATION PROGRAM

MANAGING DEPARTMENT: Public Services

PROJECT DESCRIPTION: To provide funds to meet the resurfacing/rehabilitation, repairs and maintenance needs for roads in the City of Columbus. These funds will be used to leverage and/or match funds from the Georgia Department of Transportation.

	Prior	FY13	FY14	FY15	FY16	FY17	Total
FINANCING METHOD							
Paving Fund	15,255,737	1,025,646					16,281,383
Bond Proceeds							0
Sales Tax							0
Other							0
Balance Forward		0					
TOTAL	15,255,737	1,025,646	0	0	0	0	16,281,383
PROJECT COSTS							
Professional Services							0
Legal							0
Architect/Engineering	24,211						24,211
Appraisals/Negotiations							0
Construction	15,231,526	1,025,646					16,257,172
Land Acquisition							0
Furnishings & Equipment							0
TOTAL	15,255,737	1,025,646	0	0	0	0	16,281,383
BALANCE	0	0	0	0	0	0	0

BENEFIT TO THE COMMUNITY: Will allow the City to meet the Georgia Department of Transportation schedule of projects in providing a safer, more efficient transportation network.

IMPACT ON OPERATING BUDGET: By programming matching funds, the City is able to take advantage of State funds that become available throughout the year for repairs. No operating impact.

21024 & 53042 SIDEWALKS

MANAGING DEPARTMENT: Public Services

PROJECT DESCRIPTION: To provide funds to meet the rehabilitation, repairs and maintenance needs for sidewalks in the City of Columbus. These funds will be used to leverage and/or match funds from the Georgia Department of Transportation.

	Prior	FY13	FY14	FY15	FY16	FY17	Total
FINANCING METHOD							
Paving Fund	150,000						150,000
Bond Proceeds							0
Sales Tax (1999 SPLOST)	222,912						222,912
Other							0
Balance Forward		323,924					
TOTAL	372,912	323,924	0	0	0	0	372,912
PROJECT COSTS							
Professional Services							0
Legal							0
Architect/Engineering							0
Appraisals/Negotiations							0
Construction	48,988	323,924					372,912
Land Acquisition							0
Furnishings & Equipment							0
TOTAL	48,988	323,924	0	0	0	0	372,912
BALANCE	323,924	0	0	0	0	0	0

BENEFIT TO THE COMMUNITY: Will allow the City to meet the Georgia Department of Transportation schedule of projects in providing a safer, more efficient transportation

IMPACT ON OPERATING BUDGET: By programming matching funds, the City is able to take advantage of State funds that become available throughout the year for repairs. No operating impact.

21025/21052/21058 GATEWAY PROJECTS

MANAGING DEPARTMENT: Engineering

PROJECT DESCRIPTION: The enhancement of the major intersections leading into the City of Columbus. This project includes planting of flowering plants, shrubs and trees.

	Prior	FY13	FY14	FY15	FY16	FY17	Total
FINANCING METHOD							
Paving Fund	1,969,981						1,969,981
Bond Proceeds							0
Sales Tax							0
Other (ARRA)	5,059,436						5,059,436
Balance Forward		209,219					
TOTAL	7,029,417	209,219	0	0	0	0	7,029,417
PROJECT COSTS							
Professional Services	25,186						25,186
Legal							0
Architect/Engineering	750						750
Appraisals/Negotiations							0
Construction	6,794,262	209,219					7,003,481
Land Acquisition							0
Furnishings & Equipment							0
TOTAL	6,820,198	209,219	0	0	0	0	7,029,417
BALANCE	209,219	0	0	0	0	0	0

BENEFIT TO THE COMMUNITY: This project focuses on providing beautification at major intersections leading into the City of Columbus.

IMPACT ON OPERATING BUDGET: No impact on the FY13 operating budget.

21033 FIBER OPTIC INTERCONNECT

MANAGING DEPARTMENT: Engineering

PROJECT DESCRIPTION: This project would convert existing metallic traffic signals.

	Prior	FY13	FY14	FY15	FY16	FY17	Total
FINANCING METHOD							
Paving Fund	200,000						200,000
Bond Proceeds							0
Sales Tax							0
Other							0
Balance Forward		193,418					
TOTAL	200,000	193,418	0	0	0	0	200,000
PROJECT COSTS							
Professional Services							0
Legal							0
Architect/Engineering							0
Appraisals/Negotiations							0
Construction							0
Land Acquisition							0
Furnishings & Equipment	6,582	193,418					200,000
TOTAL	6,582	193,418	0	0	0	0	200,000
BALANCE	193,418	0	0	0	0	0	0

BENEFIT TO THE COMMUNITY: Will allow the City to meet the Georgia Department of Transportation schedule of projects on providing a safer, more efficient transportation network.

IMPACT ON OPERATING BUDGET: No impact on the FY13 operating budget.

21035 BRIDGE IMPROVEMENTS CORPORATE RIDGE

MANAGING DEPARTMENT: Engineering

PROJECT DESCRIPTION: The project is for repairs to bridges in Corporate Ridge.

	Prior	FY13	FY14	FY15	FY16	FY17	Total
FINANCING METHOD							
Paving Fund	650,000						650,000
Bond Proceeds							0
Sales Tax							0
Other							0
Balance Forward		604,183					
TOTAL	650,000	604,183	0	0	0	0	650,000
PROJECT COSTS							
Professional Services							0
Legal	750	1,250					2,000
Architect/Engineering		50,000					50,000
Appraisals/Negotiations							0
Construction	45,067	552,933					598,000
Land Acquisition							0
Furnishings & Equipment							0
TOTAL	45,817	604,183	0	0	0	0	650,000
BALANCE	604,183	0	0	0	0	0	0

BENEFIT TO THE COMMUNITY: Will allow the City to meet the Georgia Department of Transportation schedule of projects on providing a safer, more efficient transportation network.

IMPACT ON OPERATING BUDGET: Provide an alternative source of funding therefore reducing the reliance of operating funds.

21036 PERMITTING SYSTEM

MANAGING DEPARTMENT: Engineering

PROJECT DESCRIPTION: This project will upgrade software for the permitting system.

	Prior	FY13	FY14	FY15	FY16	FY17	Total
FINANCING METHOD							
Paving Fund	50,000						50,000
Bond Proceeds							0
Sales Tax							0
Other							0
Balance Forward		47,591					
TOTAL	50,000	47,591	0	0	0	0	50,000
PROJECT COSTS							
Professional Services							0
Legal							0
Architect/Engineering							0
Appraisals/Negotiations							0
Construction							0
Land Acquisition							0
Furnishings & Equipment	2,409	47,591					50,000
TOTAL	2,409	47,591	0	0	0	0	50,000
BALANCE	47,591	0	0	0	0	0	0

BENEFIT TO THE COMMUNITY: Will allow the City to meet the Georgia Department of Transportation schedule of projects on providing a safer, more efficient transportation network.

IMPACT ON OPERATING BUDGET: Provide an alternative source of funding therefore reducing the reliance of operating funds.

21037 TRAFFIC CALMING

MANAGING DEPARTMENT: Engineering

PROJECT DESCRIPTION: This project is for the purchase of traffic calming devices.

	Prior	FY13	FY14	FY15	FY16	FY17	Total
FINANCING METHOD							
Paving Fund	111,864						111,864
Bond Proceeds							0
Sales Tax							0
Other							0
Balance Forward		44,633					
TOTAL	111,864	44,633	0	0	0	0	111,864
PROJECT COSTS							
Professional Services							0
Legal							0
Architect/Engineering							0
Appraisals/Negotiations							0
Construction							0
Land Acquisition							0
Furnishings & Equipment	67,231	44,633					111,864
TOTAL	67,231	44,633	0	0	0	0	111,864
BALANCE	44,633	0	0	0	0	0	0

BENEFIT TO THE COMMUNITY: Will allow the City to monitor and react to undesirous traffic conditions.

IMPACT ON OPERATING BUDGET: Provide an alternative source of funding therefore reducing the reliance of operating funds.

21040/22197/21061/53017 WALKING TRAILS/TROLLEY SYSTEM

MANAGING DEPARTMENT: Planning

PROJECT DESCRIPTION: This project is to implement walking/biking trails and a light transportation system into the downtown area of the city.

	Prior	FY13	FY14	FY15	FY16	FY17	Total
FINANCING METHOD							
General Fund	100,000						100,000
Bond Proceeds							0
Sales Tax (1999 SPLOST)	11,000,000						11,000,000
Other (ARRA)	2,138,699						2,138,699
Balance Forward		2,529,352					
TOTAL	13,238,699	2,529,352	0	0	0	0	13,238,699
PROJECT COSTS							
Professional Services	13,178						13,178
Legal							0
Architect/Engineering	1,794,015						1,794,015
Appraisal/Negotiation							0
Construction	8,902,154	2,529,352					11,431,506
Land Acquisition							0
Furnishings & Equipment							0
TOTAL	10,709,347	2,529,352	0	0	0	0	13,238,699
BALANCE	2,529,352	0	0	0	0	0	0

BENEFIT TO THE COMMUNITY: The project will enhance the park and provide an improved quality of life through increased recreational activities and opportunities for the citizens of Columbus and surrounding areas, as well as additional mass transportation.

IMPACT ON OPERATING BUDGET: No impact on the FY13 operating budget.

21044/21054/21057 14TH STREET BRIDGE

MANAGING DEPARTMENT: Planning

PROJECT DESCRIPTION: This project is for repairing and creating a Pedestrian Bridge.

	Prior	FY13	FY14	FY15	FY16	FY17	Total
FINANCING METHOD							
Paving Fund	2,195,099						2,195,099
Bond Proceeds							0
Sales Tax							0
Other (ARRA)	3,351,386						3,351,386
Balance Forward		1,035,729					
TOTAL	5,546,485	1,035,729	0	0	0	0	5,546,485
PROJECT COSTS							
Professional Services							0
Legal							0
Architect/Engineering	295,493	9,905					305,398
Appraisals/Negotiations							0
Construction	4,215,263	1,025,824					5,241,087
Land Acquisition							0
Furnishings & Equipment							0
TOTAL	4,510,756	1,035,729	0	0	0	0	5,546,485
BALANCE	1,035,729	0	0	0	0	0	0

BENEFIT TO THE COMMUNITY: Will allow the City to meet the Georgia Department of Transportation schedule of projects on providing a safer, more efficient transportation network.

IMPACT ON OPERATING BUDGET: Provide an alternative source of funding therefore reducing the reliance of operating funds.

21045 WYNNTON RD STREETSCAPES - PHASE I

MANAGING DEPARTMENT: Planning

PROJECT DESCRIPTION: This project is for enhancement of one of the major street arteries of the City of Columbus Wynnton Rd that is adjoined to Macon Rd.

	Prior	FY13	FY14	FY15	FY16	FY17	Total
FINANCING METHOD							
Paving Fund	997,300						997,300
Bond Proceeds							0
Sales Tax							0
Other							0
Balance Forward		815,102					
TOTAL	997,300	815,102	0	0	0	0	997,300
PROJECT COSTS							
Professional Services							0
Legal							0
Architect/Engineering	182,198	11,879					194,077
Appraisals/Negotiations							0
Construction		803,223					803,223
Land Acquisition							0
Furnishings & Equipment							0
TOTAL	182,198	815,102	0	0	0	0	997,300
BALANCE	815,102	0	0	0	0	0	0

BENEFIT TO THE COMMUNITY: Will allow the City to meet the Georgia Department of Transportation schedule of projects on providing a safer, more efficient transportation network.

IMPACT ON OPERATING BUDGET: Provide an alternative source of funding therefore reducing the reliance of operating funds.

21046/21053/21063/21064 VETERANS PARKWAY STREETSCAPES

MANAGING DEPARTMENT: Planning

PROJECT DESCRIPTION: The enhancement of the major intersections leading into the City of Columbus. This project includes planting of flowering plants, shrubs and trees.

	Prior	FY13	FY14	FY15	FY16	FY17	Total
FINANCING METHOD							
Paving Fund	2,400,000						2,400,000
Bond Proceeds							0
Sales Tax							0
Other (ARRA)	2,756,824						2,756,824
Balance Forward		608,106					
TOTAL	5,156,824	608,106	0	0	0	0	5,156,824
PROJECT COSTS							
Professional Services							0
Legal							0
Architect/Engineering	241,409	50,000					291,409
Appraisals/Negotiations							0
Construction	4,307,309	558,106					4,865,415
Land Acquisition							0
Furnishings & Equipment							0
TOTAL	4,548,718	608,106	0	0	0	0	5,156,824
BALANCE	608,106	0	0	0	0	0	0

BENEFIT TO THE COMMUNITY: Will allow the City to meet the Georgia Department of Transportation schedule of projects on providing a safer, more efficient transportation network.

IMPACT ON OPERATING BUDGET: By programming matching funds, the City is able to take advantage of State funds that become available throughout the year for repairs. No operating impact.

21047 & 21048 RIVERWALK 13th - 14th TE&HPP

MANAGING DEPARTMENT: Planning

PROJECT DESCRIPTION: This project is to revitalize and repair a major attraction in the City of Columbus.

	Prior	FY13	FY14	FY15	FY16	FY17	Total
FINANCING METHOD							
Paving Fund	1,600,000						1,600,000
Bond Proceeds							0
Sales Tax							0
Other							0
Balance Forward		1,510,418					
TOTAL	1,600,000	1,510,418	0	0	0	0	1,600,000
PROJECT COSTS							
Professional Services		10,000					10,000
Legal		10,000					10,000
Architect/Engineering	84,739	180,000					264,739
Appraisals/Negotiations							0
Construction	4,843	1,310,418					1,315,261
Land Acquisition							0
Furnishings & Equipment							0
TOTAL	89,582	1,510,418	0	0	0	0	1,600,000
BALANCE	1,510,418	0	0	0	0	0	0

BENEFIT TO THE COMMUNITY: Will allow the City to meet the Georgia Department of Transportation schedule of projects on providing a safer, more efficient transportation network.

IMPACT ON OPERATING BUDGET: By programming matching funds, the City is able to take advantage of State funds that become available throughout the year for repairs. No operating impact.

21050 TRUCK ROUTE SIGNAGE

MANAGING DEPARTMENT: Engineering

PROJECT DESCRIPTION: This project is to place and replace signs that notify trucks of the appropriate routes within the City of Columbus

	Prior	FY13	FY14	FY15	FY16	FY17	Total
FINANCING METHOD							
Paving Fund	30,000						30,000
Bond Proceeds							0
Sales Tax							0
Other							0
Balance Forward		3,361					
TOTAL	30,000	3,361	0	0	0	0	30,000
PROJECT COSTS							
Professional Services							0
Legal							0
Architect/Engineering							0
Appraisals/Negotiations							0
Construction	26,639	3,361					30,000
Land Acquisition							0
Furnishings & Equipment							0
TOTAL	26,639	3,361	0	0	0	0	30,000
BALANCE	3,361	0	0	0	0	0	0

BENEFIT TO THE COMMUNITY: Will allow the least amount of disturbance in residential areas.

IMPACT ON OPERATING BUDGET: Provide an alternative source of funding therefore reducing the reliance of operating funds.

21051 & 21060 WHITTLESEY: WHITESVILLE TO VETERANS WIDENING

MANAGING DEPARTMENT: Engineering

PROJECT DESCRIPTION: Road improvements to this area of the City.

	Prior	FY13	FY14	FY15	FY16	FY17	Total
FINANCING METHOD							
Paving Fund	4,389,166						4,389,166
Bond Proceeds							0
Sales Tax							0
Other							0
Balance Forward		353,306					
TOTAL	4,389,166	353,306	0	0	0	0	4,389,166
PROJECT COSTS							
Professional Services							0
Legal							0
Architect/Engineering							0
Appraisals/Negotiations	9,500						9,500
Construction	2,151,227	353,306					2,504,533
Land Acquisition	1,875,133						1,875,133
Furnishings & Equipment							0
TOTAL	4,035,860	353,306	0	0	0	0	4,389,166
BALANCE	353,306	0	0	0	0	0	0

BENEFIT TO THE COMMUNITY: Enhances the safety factor and improves the traffic flow of the area.

IMPACT ON OPERATING BUDGET: Provide an alternative source of funding therefore reducing the reliance of operating funds.

21055 CARGO DR/TRANSPORT BLVD ROUNDABOUT

MANAGING DEPARTMENT: Engineering

PROJECT DESCRIPTION: Realign Cargo Drive and Transport Boulevard with a new roundabout.

	Prior	FY13	FY14	FY15	FY16	FY17	Total
FINANCING METHOD							
Paving Fund	462,357						462,357
Bond Proceeds							0
Sales Tax (1999 SPLOST)							0
Other							0
Balance Forward		32,564					
TOTAL	462,357	32,564	0	0	0	0	462,357
PROJECT COSTS							
Professional Services							0
Legal	369						369
Architect/Engineering	377						377
Appraisals/Negotiations							0
Construction	429,047	32,564					461,611
Land Acquisition							0
Furnishings & Equipment							0
TOTAL	429,793	32,564	0	0	0	0	462,357
BALANCE	32,564	0	0	0	0	0	0

BENEFIT TO THE COMMUNITY: Enhance the safety factor and improve the traffic flow of the area.

IMPACT ON OPERATING BUDGET: No impact on the FY13 operating budget.

21056 14TH STREET PEDESTRIAN ST PLAZA

MANAGING DEPARTMENT: Planning

PROJECT DESCRIPTION: This project is for creating a Plaza next to the 14th Street Pedestrian Bridge.

	Prior	FY13	FY14	FY15	FY16	FY17	Total
FINANCING METHOD							
Paving Fund	2,280,000						2,280,000
Bond Proceeds							0
Sales Tax							0
Other							0
Balance Forward		2,100,528					
TOTAL	2,280,000	2,100,528	0	0	0	0	2,280,000
PROJECT COSTS							
Professional Services							0
Legal							0
Architect/Engineering	179,391	10,609					190,000
Appraisals/Negotiations							0
Construction	81	2,089,919					2,090,000
Land Acquisition							0
Furnishings & Equipment							0
TOTAL	179,472	2,100,528	0	0	0	0	2,280,000
BALANCE	2,100,528	0	0	0	0	0	0

BENEFIT TO THE COMMUNITY: Will provide a Plaza that will enhance the quality of life next to the newly renovated 14th Street Pedestrian Bridge.

IMPACT ON OPERATING BUDGET: Provide an alternative source of funding therefore reducing the reliance of operating funds.

21059 SACERDOTE DRIVE EXTENSION

MANAGING DEPARTMENT: Engineering

PROJECT DESCRIPTION: This project would be utilized for improvement to this street in the City of Columbus.

	Prior	FY13	FY14	FY15	FY16	FY17	Total
FINANCING METHOD							
Paving Fund	655,430						655,430
Bond Proceeds							0
Sales Tax							0
Other							0
Balance Forward		225,540					
TOTAL	655,430	225,540	0	0	0	0	655,430
PROJECT COSTS							
Professional Services							0
Legal							0
Architect/Engineering							0
Appraisals/Negotiations							0
Construction	429,890	225,540					655,430
Land Acquisition							0
Furnishings & Equipment							0
TOTAL	429,890	225,540	0	0	0	0	655,430
BALANCE	225,540	0	0	0	0	0	0

BENEFIT TO THE COMMUNITY: Will allow the City to meet the Georgia Department of Transportation schedule of projects on providing a safer, more efficient transportation network.

IMPACT ON OPERATING BUDGET: Provide an alternative source of funding therefore reducing the reliance of operating funds.

21062 & 53037 CORPORATE RIDGE INTERSECTION

MANAGING DEPARTMENT: Engineering

PROJECT DESCRIPTION: Improve road at the intersection at Corporate Ridge Parkway.

	Prior	FY13	FY14	FY15	FY16	FY17	Total
FINANCING METHOD							
Paving Fund	1,022,043						1,022,043
Bond Proceeds							0
Sales Tax (1999 SPLOST)	800,000						800,000
Other							0
Balance Forward		1,783,898					
TOTAL	1,822,043	1,783,898	0	0	0	0	1,822,043
PROJECT COSTS							
Professional Services							0
Legal	10,516	10,079					20,595
Architect/Engineering	22,819	15,725					38,544
Appraisals/Negotiations	2,000						2,000
Construction		1,758,094					1,758,094
Land Acquisition	2,810						2,810
Furnishings & Equipment							0
TOTAL	38,145	1,783,898	0	0	0	0	1,822,043
BALANCE	1,783,898	0	0	0	0	0	0

BENEFIT TO THE COMMUNITY: Enhance the safety factor and improve the traffic flow of the area.

IMPACT ON OPERATING BUDGET: Provide an alternative source of funding therefore reducing the reliance of operating funds.

21065 BUENA VISTA RD CORRIDOR STUDY

MANAGING DEPARTMENT: Engineering

PROJECT DESCRIPTION: This project is for funding for a study for the improvement of the Buena Vista Road Corridor.

	Prior	FY13	FY14	FY15	FY16	FY17	Total
FINANCING METHOD							
Paving Fund	60,000						60,000
Bond Proceeds							0
Sales Tax							0
Other							0
Balance Forward		60,000					
TOTAL	60,000	60,000	0	0	0	0	60,000
PROJECT COSTS							
Professional Services							0
Legal							0
Architect/Engineering		60,000					60,000
Appraisals/Negotiations							0
Construction							0
Land Acquisition							0
Furnishings & Equipment							0
TOTAL	0	60,000	0	0	0	0	60,000
BALANCE	60,000	0	0	0	0	0	0

BENEFIT TO THE COMMUNITY: Enhance the safety factor and improve the traffic flow of the area.

IMPACT ON OPERATING BUDGET: No impact on the FY13 operating budget.

21066 SPIDER WEB STUDY

MANAGING DEPARTMENT: Engineering

PROJECT DESCRIPTION: This project is for funding for a study for the improvement of the area of Muscogee County known as the spider web.

	Prior	FY13	FY14	FY15	FY16	FY17	Total
FINANCING METHOD							
Paving Fund	83,000						83,000
General Fund							0
Bond Proceeds							0
Sales Tax							0
Other							0
Balance Forward		83,000					
TOTAL	83,000	83,000	0	0	0	0	83,000
PROJECT COSTS							
Professional Services							0
Legal							0
Architect/Engineering		83,000					83,000
Appraisals/Negotiations							0
Construction							0
Land Acquisition							0
Furnishings & Equipment							0
TOTAL	0	83,000	0	0	0	0	83,000
BALANCE	83,000	0	0	0	0	0	0

BENEFIT TO THE COMMUNITY: The project will improve traffic operations and reduce the number of accidents throughout the City.

IMPACT ON OPERATING BUDGET: Provide an alternative source of funding therefore reducing the reliance of operating funds.

21067 ALTERNATIVE TRANSPORTATION STUDY

MANAGING DEPARTMENT: Engineering

PROJECT DESCRIPTION: This project is for funding for a study of alternative transportation in Muscogee County.

	Prior	FY13	FY14	FY15	FY16	FY17	Total
FINANCING METHOD							
Paving Fund	120,000						120,000
Bond Proceeds							0
Sales Tax							0
Other							0
Balance Forward		120,000					
TOTAL	120,000	120,000	0	0	0	0	120,000
PROJECT COSTS							
Professional Services							0
Legal							0
Architect/Engineering		120,000					120,000
Appraisals/Negotiations							0
Construction							0
Land Acquisition							0
Furnishings & Equipment							0
TOTAL	0	120,000	0	0	0	0	120,000
BALANCE	120,000	0	0	0	0	0	0

BENEFIT TO THE COMMUNITY: Enhance the safety factor and improve the traffic flow of the area.

IMPACT ON OPERATING BUDGET: Provides an alternative source of funding therefore reducing the reliance of operating funds.

21068/50607/82058 FT BENNING RD STREETSCAPES

MANAGING DEPARTMENT: Planning

PROJECT DESCRIPTION: This project is for enhancement of one of the main streets that lead directly to Ft Benning, Ga. This project includes planting of various plants.

	Prior	FY13	FY14	FY15	FY16	FY17	Total
FINANCING METHOD							
Paving Fund		400,000					400,000
Bond Proceeds	2,000,000						2,000,000
Sales Tax (1999 SPLOST)	1,000,000						1,000,000
Other							0
Balance Forward		2,958,000					
TOTAL	3,000,000	3,358,000	0	0	0	0	3,400,000
PROJECT COSTS							
Professional Services							0
Legal		10,000					10,000
Architect/Engineering	42,000	258,000					300,000
Appraisals/Negotiations		10,000					10,000
Construction		3,030,000					3,030,000
Land Acquisition		50,000					50,000
Furnishings & Equipment							0
TOTAL	42,000	3,358,000	0	0	0	0	3,400,000
BALANCE	2,958,000	0	0	0	0	0	0

BENEFIT TO THE COMMUNITY: Will allow the City to meet the Georgia Department of Transportation schedule of projects on providing a safer, more efficient transportation network.

IMPACT ON OPERATING BUDGET: Provide an alternative source of funding therefore reducing the reliance of operating funds.

22912 RAILS TO TRAILS MAINTENANCE

MANAGING DEPARTMENT: Planning

PROJECT DESCRIPTION: This project is for maintenance of the walking/biking trails and a light transportation system in the downtown area of the city.

	Prior	FY13	FY14	FY15	FY16	FY17	Total
FINANCING METHOD							
General Fund	377,554						377,554
Bond Proceeds							0
Sales Tax (1999 SPLOST)							0
Other (ARRA)							0
Balance Forward		377,554					
TOTAL	377,554	377,554	0	0	0	0	377,554
PROJECT COSTS							
Professional Services							0
Legal							0
Architect/Engineering							0
Appraisal/Negotiation							0
Construction		377,554					377,554
Land Acquisition							0
Furnishings & Equipment							0
TOTAL	0	377,554	0	0	0	0	377,554
BALANCE	377,554	0	0	0	0	0	0

BENEFIT TO THE COMMUNITY: The project will provide maintenance to the park and improved quality of life through increased recreational activities and opportunities for the citizens of Columbus and surrounding areas, as well as additional mass transportation.

IMPACT ON OPERATING BUDGET: No impact on the FY13 operating budget.

40209 & 50608 CUSSETA RD PED BRIDGE EZONE

MANAGING DEPARTMENT: Engineering

PROJECT DESCRIPTION: The project is going to repair the Cusseta Rd Bridge that is located in an enterprise zone.

	Prior	FY13	FY14	FY15	FY16	FY17	Total
FINANCING METHOD							
General Fund							0
Bond Proceeds	454,126						454,126
Sales Tax (1999 SPLOST)	820,000						820,000
Other							0
Balance Forward		1,237,421					
TOTAL	1,274,126	1,237,421	0	0	0	0	1,274,126
PROJECT COSTS							
Professional Services							0
Legal							0
Architect/Engineering	36,705	3,220					39,925
Appraisal/Negotiation							0
Construction		1,234,201					1,234,201
Land Acquisition							0
Furnishings & Equipment							0
TOTAL	36,705	1,237,421	0	0	0	0	1,274,126
BALANCE	1,237,421	0	0	0	0	0	0

BENEFIT TO THE COMMUNITY: This project provides a remodeled bridge that is on a walkway that citizens will use to get to home, work and school.

IMPACT ON OPERATING BUDGET: No impact on the FY13 operating budget.

40220 PARKING GARAGE - TRADE CENTER

MANAGING DEPARTMENT: Engineering

PROJECT DESCRIPTION: This project consists of the construction and equipping of a parking garage to be operated and maintained by the Consolidated Government. The garage will have spaces for approximately 300 vehicles and will be located in Downtown Columbus.

	Prior	FY13	FY14	FY15	FY16	FY17	Total
FINANCING METHOD							
Paving Fund							0
Bond Proceeds	3,500,000						3,500,000
Sales Tax							0
Other							0
Balance Forward		3,499,709					
TOTAL	3,500,000	3,499,709	0	0	0	0	3,500,000
PROJECT COSTS							
Professional Services							0
Legal							0
Architect/Engineering	291	749,709					750,000
Appraisals/Negotiations							0
Construction		2,750,000					2,750,000
Land Acquisition							0
Furnishings & Equipment							0
TOTAL	291	3,499,709	0	0	0	0	3,500,000
BALANCE	3,499,709	0	0	0	0	0	0

BENEFIT TO THE COMMUNITY: In conjunction with other projects in the Uptown Business District, the parking garage will provide parking for patrons and tourists visiting the City of Columbus. This type of project will have a positive impact on the perceived quality of life and is important in attracting new industry to the area.

IMPACT ON OPERATING BUDGET: No impact on the FY13 operating budget.

40240 ROADS & STREETS

MANAGING DEPARTMENT: Engineering

PROJECT DESCRIPTION: This project consists of the resurfacing and/or reconstruction of approximately 80 miles of local roads, streets, and/or bridges in Muscogee County. This project will address a backlog of roads, streets, and bridges that have been identified as needy.

	Prior	FY13	FY14	FY15	FY16	FY17	Total
FINANCING METHOD							
Paving Fund							0
Bond Proceeds	6,486,890						6,486,890
Sales Tax							0
Other							0
Balance Forward		132,834					
TOTAL	6,486,890	132,834	0	0	0	0	6,486,890
PROJECT COSTS							
Professional Services							0
Legal							0
Architect/Engineering	896,576						896,576
Appraisals/Negotiations							0
Construction	5,457,480	132,834					5,590,314
Land Acquisition							0
Furnishings & Equipment							0
TOTAL	6,354,056	132,834	0	0	0	0	6,486,890
BALANCE	132,834	0	0	0	0	0	0

BENEFIT TO THE COMMUNITY: Will allow the City to meet the Georgia Department of Transportation schedule of projects in providing a safer, more efficient transportation

IMPACT ON OPERATING BUDGET: By programming matching funds, the City is able to take advantage of State funds that become available throughout the year for repairs. No operating impact.

50313 RAILROAD CROSSING IMPROVEMENTS

MANAGING DEPARTMENT: Engineering

PROJECT DESCRIPTION: Improve and renovate four railroad crossings per year.

	Prior	FY13	FY14	FY15	FY16	FY17	Total
FINANCING METHOD							
Paving Fund							0
Bond Proceeds							0
Sales Tax (1999 SPLOST)	911,074						911,074
Other							0
Balance Forward		264,824					
TOTAL	911,074	264,824	0	0	0	0	911,074
PROJECT COSTS							
Professional Services							0
Legal							0
Architect/Engineering							0
Appraisals/Negotiations							0
Construction	646,250	264,824					911,074
Land Acquisition							0
Furnishings & Equipment							0
TOTAL	646,250	264,824	0	0	0	0	911,074
BALANCE	264,824	0	0	0	0	0	0

BENEFIT TO THE COMMUNITY: Improved quality of life for citizens of Columbus.

IMPACT ON OPERATING BUDGET: Provide an alternative source of funding therefore reducing the reliance of operating funds. Reduced maintenance costs for the Public Services Department and reduced liability costs for the City.

50314 BRIDGE REPAIR/DESIGN

MANAGING DEPARTMENT: Engineering

PROJECT DESCRIPTION: Design and repair bridges per Georgia DOT recommendations per the latest bridge inspection report.

	Prior	FY13	FY14	FY15	FY16	FY17	Total
FINANCING METHOD							
Paving Fund							0
Bond Proceeds							0
Sales Tax (1999 SPLOST)	749,105						749,105
Other							0
Balance Forward		4,443					
TOTAL	749,105	4,443	0	0	0	0	749,105
PROJECT COSTS							
Professional Services							0
Legal							0
Architect/Engineering	160,464	4,443					164,907
Appraisals/Negotiations	58,637						58,637
Construction	525,561						525,561
Land Acquisition							0
Furnishings & Equipment							0
TOTAL	744,662	4,443	0	0	0	0	749,105
BALANCE	4,443	0	0	0	0	0	0

BENEFIT TO THE COMMUNITY: Improved safety factor and quality of life for the citizens of Columbus.

IMPACT ON OPERATING BUDGET: Provides an alternative source of funding therefore reducing the reliance of operating funds.

50319 VETERANS PARKWAY/COOPER CREEK

MANAGING DEPARTMENT: Engineering

PROJECT DESCRIPTION: Improve road at the intersection of Veterans Parkway and Cooper Creek.

	Prior	FY13	FY14	FY15	FY16	FY17	Total
FINANCING METHOD							
Paving Fund							0
Bond Proceeds							0
Sales Tax (1999 SPLOST)	2,424,174						2,424,174
Other							0
Balance Forward		143,237					
TOTAL	2,424,174	143,237	0	0	0	0	2,424,174
PROJECT COSTS							
Professional Services							0
Legal	129,000						129,000
Architect/Engineering	387,263						387,263
Appraisals/Negotiations	300,545						300,545
Construction	1,460,639	143,237					1,603,876
Land Acquisition	3,490						3,490
Furnishings & Equipment							0
TOTAL	2,280,937	143,237	0	0	0	0	2,424,174
BALANCE	143,237	0	0	0	0	0	0

BENEFIT TO THE COMMUNITY: Enhance the safety factor and improve the traffic flow of the area.

IMPACT ON OPERATING BUDGET: Provide an alternative source of funding therefore reducing the reliance of operating funds.

50606/82057/83001 FT BENNING RD/BRENNAN RD

MANAGING DEPARTMENT: Engineering

PROJECT DESCRIPTION: Road improvements to this area of Muscogee county.

	Prior	FY13	FY14	FY15	FY16	FY17	Total
FINANCING METHOD							
Paving Fund							0
Bond Proceeds	2,300,000						2,300,000
Sales Tax (1999 SPLOST)	2,000,000						2,000,000
Other							0
Balance Forward		3,924,573					
TOTAL	4,300,000	3,924,573	0	0	0	0	4,300,000
PROJECT COSTS							
Professional Services	325						325
Legal		10,000					10,000
Architect/Engineering	374,212						374,212
Appraisals/Negotiations		10,000					10,000
Construction	890	3,804,573					3,805,463
Land Acquisition		100,000					100,000
Furnishings & Equipment							0
TOTAL	375,427	3,924,573	0	0	0	0	4,300,000
BALANCE	3,924,573	0	0	0	0	0	0

BENEFIT TO THE COMMUNITY: Enhances the safety factor and improves the traffic flow of the area.

IMPACT ON OPERATING BUDGET: Provides an alternative source of funding therefore reducing the reliance of operating funds.

50820 CLEAN AIR BUSES

MANAGING DEPARTMENT: METRA

PROJECT DESCRIPTION: Research, study and purchase the most effective form of clean diesel and/or environmentally friendly buses.

	Prior	FY13	FY14	FY15	FY16	FY17	Total
FINANCING METHOD							
Paving Fund							0
Bond Proceeds							0
Sales Tax (1999 SPLOST)	3,433,757						3,433,757
Other							0
Balance Forward		466,414					
TOTAL	3,433,757	466,414	0	0	0	0	3,433,757
PROJECT COSTS							
Professional Services							0
Legal							0
Architect/Engineering							0
Appraisals/Negotiations							0
Construction							0
Land Acquisition							0
Buses & Equipment	2,967,343	466,414					3,433,757
TOTAL	2,967,343	466,414	0	0	0	0	3,433,757
BALANCE	466,414	0	0	0	0	0	0

BENEFIT TO THE COMMUNITY: Improved quality of life for the citizens of Columbus.

IMPACT ON OPERATING BUDGET: Provide an alternative source of funding therefore reducing the reliance of operating funds.

53008/53009/82052 FOREST RD: WOODRUFF FARM TO SCHATULGA RD

MANAGING DEPARTMENT: Engineering

PROJECT DESCRIPTION: Widen and reconstruct 1.9 miles of existing two lanes to four lanes with left turn lanes at major intersections.

	Prior	FY13	FY14	FY15	FY16	FY17	Total
FINANCING METHOD							
Paving Fund							0
Bond Proceeds	2,722,867						2,722,867
Sales Tax (1999 SPLOST)	3,839,829						3,839,829
Other							0
Balance Forward		5,686,563					
TOTAL	6,562,696	5,686,563	0	0	0	0	6,562,696
PROJECT COSTS							
Professional Services							0
Legal							0
Architect/Engineering	664,894	772,816					1,437,710
Appraisals/Negotiations	211,239						211,239
Construction		4,913,747					4,913,747
Land Acquisition							0
Furnishings & Equipment							0
TOTAL	876,133	5,686,563	0	0	0	0	6,562,696
BALANCE	5,686,563	0	0	0	0	0	0

BENEFIT TO THE COMMUNITY: Enhance the safety factor and improve the traffic flow of the area.

IMPACT ON OPERATING BUDGET: Provides an alternative source of funding therefore reducing the reliance of operating funds.

53010 WHITTLESEY RD: WHITESVILLE TO VETERANS PARKWAY

MANAGING DEPARTMENT: Engineering

PROJECT DESCRIPTION: Widen and reconstruct 0.67 miles of existing two lanes to four lanes with left turn lanes at major intersections.

	Prior	FY13	FY14	FY15	FY16	FY17	Total
FINANCING METHOD							
Paving Fund							0
Bond Proceeds							0
Sales Tax (1999 SPLOST)	4,022,181						4,022,181
Other							0
Balance Forward		451,939					
TOTAL	4,022,181	451,939	0	0	0	0	4,022,181
PROJECT COSTS							
Professional Services	16,400						16,400
Legal	4,413						4,413
Architect/Engineering	1,302,347						1,302,347
Appraisals/Negotiations	71,380						71,380
Construction	1,367,875	451,939					1,819,814
Land Acquisition	687,827						687,827
Furnishings & Equipment	120,000						120,000
TOTAL	3,570,242	451,939	0	0	0	0	4,022,181
BALANCE	451,939	0	0	0	0	0	0

BENEFIT TO THE COMMUNITY: Enhances the safety factor and improves the traffic flow of the area.

IMPACT ON OPERATING BUDGET: Provides an alternative source of funding therefore reducing the reliance of operating funds.

53018 RIVER RD/ BRADLEY PARK/JR ALLEN IMPROVEMENTS

MANAGING DEPARTMENT: Engineering

PROJECT DESCRIPTION: Road improvements to this area of Muscogee county.

	Prior	FY13	FY14	FY15	FY16	FY17	Total
FINANCING METHOD							
Paving Fund							0
Bond Proceeds							0
Sales Tax (1999 SPLOST)	1,264,300						1,264,300
Other							0
Balance Forward		1,142,059					
TOTAL	1,264,300	1,142,059	0	0	0	0	1,264,300
PROJECT COSTS							
Professional Services							0
Legal	2,750						2,750
Architect/Engineering	119,491	165,109					284,600
Appraisals/Negotiations							0
Construction		976,950					976,950
Land Acquisition							0
Furnishings & Equipment							0
TOTAL	122,241	1,142,059	0	0	0	0	1,264,300
BALANCE	1,142,059	0	0	0	0	0	0

BENEFIT TO THE COMMUNITY: Enhances the safety factor and improves the traffic flow of the area.

IMPACT ON OPERATING BUDGET: Provides an alternative source of funding therefore reducing the reliance of operating funds.

53019 VETERANS/DOUBLE CHURCHES RD IMPROVEMENTS

MANAGING DEPARTMENT: Engineering

PROJECT DESCRIPTION: Road improvements to this area of Muscogee county.

	Prior	FY13	FY14	FY15	FY16	FY17	Total
FINANCING METHOD							
Paving Fund							0
Bond Proceeds							0
Sales Tax (1999 SPLOST)	2,348,529						2,348,529
Other							0
Balance Forward		2,009,815					
TOTAL	2,348,529	2,009,815	0	0	0	0	2,348,529
PROJECT COSTS							
Professional Services							0
Legal							0
Architect/Engineering	60,020	1,331					61,351
Appraisals/Negotiations							0
Construction	278,694	2,008,484					2,287,178
Land Acquisition							0
Furnishings & Equipment							0
TOTAL	338,714	2,009,815	0	0	0	0	2,348,529
BALANCE	2,009,815	0	0	0	0	0	0

BENEFIT TO THE COMMUNITY: Enhances the safety factor and improves the traffic flow of the area.

IMPACT ON OPERATING BUDGET: Provides an alternative source of funding therefore reducing the reliance of operating funds.

53020 NORTHSTAR/ST. MARYS RD IMPROVEMENTS

MANAGING DEPARTMENT: Engineering

PROJECT DESCRIPTION: Road improvements to this area of Muscogee county.

	Prior	FY13	FY14	FY15	FY16	FY17	Total
FINANCING METHOD							
Paving Fund							0
Bond Proceeds							0
Sales Tax (1999 SPLOST)	700,000						700,000
Other							0
Balance Forward		689,000					
TOTAL	700,000	689,000	0	0	0	0	700,000
PROJECT COSTS							
Professional Services							0
Legal							0
Architect/Engineering	11,000	21,100					32,100
Appraisals/Negotiations							0
Construction		667,900					667,900
Land Acquisition							0
Furnishings & Equipment							0
TOTAL	11,000	689,000	0	0	0	0	700,000
BALANCE	689,000	0	0	0	0	0	0

BENEFIT TO THE COMMUNITY: Enhances the safety factor and improves the traffic flow of the area.

IMPACT ON OPERATING BUDGET: Provides an alternative source of funding therefore reducing the reliance of operating funds.

53023 MOON ROAD PHASE I: WILBUR/WHITTLESEY

MANAGING DEPARTMENT: Engineering

PROJECT DESCRIPTION: Road improvements to this area of Muscogee county.

	Prior	FY13	FY14	FY15	FY16	FY17	Total
FINANCING METHOD							
Paving Fund							0
Bond Proceeds	6,400,000						6,400,000
Sales Tax (1999 SPLOST)	922,522						922,522
Other							0
Balance Forward		6,667,237					
TOTAL	7,322,522	6,667,237	0	0	0	0	7,322,522
PROJECT COSTS							
Professional Services	100,910	65,300					166,210
Legal	39,606	50,530					90,136
Architect/Engineering	58,808	102,608					161,416
Appraisals/Negotiations	11,413	14,470					25,883
Construction	221,350	6,227,344					6,448,694
Land Acquisition	223,198	206,985					430,183
Furnishings & Equipment							0
TOTAL	655,285	6,667,237	0	0	0	0	7,322,522
BALANCE	6,667,237	0	0	0	0	0	0

BENEFIT TO THE COMMUNITY: Enhances the safety factor and improves the traffic flow of the area.

IMPACT ON OPERATING BUDGET: Provides an alternative source of funding therefore reducing the reliance of operating funds.

53024 MOON ROAD PHASE III

MANAGING DEPARTMENT: Engineering

PROJECT DESCRIPTION: Road improvements to this area of Muscogee county.

	Prior	FY13	FY14	FY15	FY16	FY17	Total
FINANCING METHOD							
Paving Fund							0
Bond Proceeds							0
Sales Tax (1999 SPLOST)	4,000,000						4,000,000
Other							0
Balance Forward		3,334,872					
TOTAL	4,000,000	3,334,872	0	0	0	0	4,000,000
PROJECT COSTS							
Professional Services							0
Legal	1,542	10,000					11,542
Architect/Engineering	25,765	20,000					45,765
Appraisals/Negotiations							0
Construction	384,997	3,104,872					3,489,869
Land Acquisition	252,824	200,000					452,824
Furnishings & Equipment							0
TOTAL	665,128	3,334,872	0	0	0	0	4,000,000
BALANCE	3,334,872	0	0	0	0	0	0

BENEFIT TO THE COMMUNITY: Enhances the safety factor and improves the traffic flow of the area.

IMPACT ON OPERATING BUDGET: Provides an alternative source of funding therefore reducing the reliance of operating funds.

53029 HUBBARD ROAD BRIDGE

MANAGING DEPARTMENT: Engineering

PROJECT DESCRIPTION: Bridge improvements to this area of Muscogee county.

	Prior	FY13	FY14	FY15	FY16	FY17	Total
FINANCING METHOD							
Paving Fund							0
Bond Proceeds							0
Sales Tax (1999 SPLOST)	217,167						217,167
Other							0
Balance Forward		301					
TOTAL	217,167	301	0	0	0	0	217,167
PROJECT COSTS							
Professional Services							0
Legal							0
Architect/Engineering	216,803	301					217,104
Appraisals/Negotiations							0
Construction	63						63
Land Acquisition							0
Furnishings & Equipment							0
TOTAL	216,866	301	0	0	0	0	217,167
BALANCE	301	0	0	0	0	0	0

BENEFIT TO THE COMMUNITY: Enhances the safety factor of the area.

IMPACT ON OPERATING BUDGET: Provides an alternative source of funding therefore reducing the reliance of operating funds.

53033 18TH AVE./GARRARD ST ROUNDABOUT

MANAGING DEPARTMENT: Engineering

PROJECT DESCRIPTION: Realign 18th Ave. and Garrard St. with a new roundabout.

	Prior	FY13	FY14	FY15	FY16	FY17	Total
FINANCING METHOD							
Paving Fund							0
Bond Proceeds							0
Sales Tax (1999 SPLOST)	535,000						535,000
Other							0
Balance Forward		507,175					
TOTAL	535,000	507,175	0	0	0	0	535,000
PROJECT COSTS							
Professional Services							0
Legal							0
Architect/Engineering	27,825	2,675					30,500
Appraisals/Negotiations							0
Construction		504,500					504,500
Land Acquisition							0
Furnishings & Equipment							0
TOTAL	27,825	507,175	0	0	0	0	535,000
BALANCE	507,175	0	0	0	0	0	0

BENEFIT TO THE COMMUNITY: Enhance the safety factor and improve the traffic flow of the area.

IMPACT ON OPERATING BUDGET: No impact on the FY13 operating budget.

53035 PEDESTRIAN BRIDGES

MANAGING DEPARTMENT: Planning

PROJECT DESCRIPTION: This project is for repairing and creating a Pedestrian Bridge.

	Prior	FY13	FY14	FY15	FY16	FY17	Total
FINANCING METHOD							
Paving Fund							0
Bond Proceeds							0
Sales Tax (1999 SPLOST)	825,000						825,000
Other							0
Balance Forward		808,307					
TOTAL	825,000	808,307	0	0	0	0	825,000
PROJECT COSTS							
Professional Services							0
Legal							0
Architect/Engineering	11,090						11,090
Appraisals/Negotiations							0
Construction	5,603	808,307					813,910
Land Acquisition							0
Furnishings & Equipment							0
TOTAL	16,693	808,307	0	0	0	0	825,000
BALANCE	808,307	0	0	0	0	0	0

BENEFIT TO THE COMMUNITY: Will allow the City to meet the Georgia Department of Transportation schedule of projects on providing a safer, more efficient transportation network.

IMPACT ON OPERATING BUDGET: Provide an alternative source of funding therefore reducing the reliance of operating funds.

53036 WILLIAMS ROAD STUDY

MANAGING DEPARTMENT: Engineering

PROJECT DESCRIPTION: This project is for funding for a study for the improvement of Williams Road.

	Prior	FY13	FY14	FY15	FY16	FY17	Total
FINANCING METHOD							
Paving Fund							0
Bond Proceeds							0
Sales Tax (1999 SPLOST)	50,000						50,000
Other							0
Balance Forward		10,370					
TOTAL	50,000	10,370	0	0	0	0	50,000
PROJECT COSTS							
Professional Services							0
Legal							0
Architect/Engineering	39,630	10,370					50,000
Appraisals/Negotiations							0
Construction							0
Land Acquisition							0
Furnishings & Equipment							0
TOTAL	39,630	10,370	0	0	0	0	50,000
BALANCE	10,370	0	0	0	0	0	0

BENEFIT TO THE COMMUNITY: Enhance the safety factor and improve the traffic flow of the area.

IMPACT ON OPERATING BUDGET: No impact on the FY13 operating budget.

53038 MTP-UTILITY INFRASTRUCTURE

MANAGING DEPARTMENT: Engineering

PROJECT DESCRIPTION: Road improvements to this area of Muscogee county.

	Prior	FY13	FY14	FY15	FY16	FY17	Total
FINANCING METHOD							
Paving Fund							0
Bond Proceeds							0
Sales Tax (1999 SPLOST)	750,000						750,000
Other							0
Balance Forward		857					
TOTAL	750,000	857	0	0	0	0	750,000
PROJECT COSTS							
Professional Services							0
Legal							0
Architect/Engineering	627						627
Appraisals/Negotiations							0
Construction	748,516	857					749,373
Land Acquisition							0
Furnishings & Equipment							0
TOTAL	749,143	857	0	0	0	0	750,000
BALANCE	857	0	0	0	0	0	0

BENEFIT TO THE COMMUNITY: Enhances the safety factor and improves the traffic flow of the area.

IMPACT ON OPERATING BUDGET: Provides an alternative source of funding therefore reducing the reliance of operating funds.

53039 WATERFORD ROAD BRIDGE

MANAGING DEPARTMENT: Engineering

PROJECT DESCRIPTION: Bridge improvements to this area of Muscogee county.

	Prior	FY13	FY14	FY15	FY16	FY17	Total
FINANCING METHOD							
Paving Fund							0
Bond Proceeds							0
Sales Tax (1999 SPLOST)	18,600						18,600
Other							0
Balance Forward		11,785					
TOTAL	18,600	11,785	0	0	0	0	18,600
PROJECT COSTS							
Professional Services							0
Legal							0
Architect/Engineering	6,815	11,785					18,600
Appraisals/Negotiations							0
Construction							0
Land Acquisition							0
Furnishings & Equipment							0
TOTAL	6,815	11,785	0	0	0	0	18,600
BALANCE	11,785	0	0	0	0	0	0

BENEFIT TO THE COMMUNITY: Enhances the safety factor and improves the traffic flow of the area.

IMPACT ON OPERATING BUDGET: Provides an alternative source of funding therefore reducing the reliance of operating funds.

53039 EDGEWOOD ROAD BRIDGE

MANAGING DEPARTMENT: Engineering

PROJECT DESCRIPTION: Bridge improvements to this area of Muscogee county.

	Prior	FY13	FY14	FY15	FY16	FY17	Total
FINANCING METHOD							
Paving Fund							0
Bond Proceeds							0
Sales Tax (1999 SPLOST)	270,000						270,000
Other							0
Balance Forward		261,117					
TOTAL	270,000	261,117	0	0	0	0	270,000
PROJECT COSTS							
Professional Services							0
Legal							0
Architect/Engineering	8,883	4,149					13,032
Appraisals/Negotiations							0
Construction		256,968					256,968
Land Acquisition							0
Furnishings & Equipment							0
TOTAL	8,883	261,117	0	0	0	0	270,000
BALANCE	261,117	0	0	0	0	0	0

BENEFIT TO THE COMMUNITY: Enhances the safety factor and improves the traffic flow of the area.

IMPACT ON OPERATING BUDGET: Provides an alternative source of funding therefore reducing the reliance of operating funds.

82006 CSC ROAD

MANAGING DEPARTMENT: Engineering

PROJECT DESCRIPTION: Road improvements to this area of Muscogee county.

	Prior	FY13	FY14	FY15	FY16	FY17	Total
FINANCING METHOD							
Paving Fund							0
Bond Proceeds	700,000						700,000
Sales Tax							0
Other							0
Balance Forward		408,828					
TOTAL	700,000	408,828	0	0	0	0	700,000
PROJECT COSTS							
Professional Services							0
Legal							0
Architect/Engineering	91,725						91,725
Appraisals/Negotiations							0
Construction	199,447	408,828					608,275
Land Acquisition							0
Furnishings & Equipment							0
TOTAL	291,172	408,828	0	0	0	0	700,000
BALANCE	408,828	0	0	0	0	0	0

BENEFIT TO THE COMMUNITY: Enhances the safety factor and improves the traffic flow of the area.

IMPACT ON OPERATING BUDGET: Provides an alternative source of funding therefore reducing the reliance of operating funds.

82050 ROADS/STREET RESURFACING

MANAGING DEPARTMENT: Engineering

PROJECT DESCRIPTION: This project consists of the resurfacing and/or reconstruction of local roads, streets, and/or bridges in Muscogee County.

	Prior	FY13	FY14	FY15	FY16	FY17	Total
FINANCING METHOD							
Paving Fund							0
Bond Proceeds	405,125						405,125
Sales Tax							0
Other							0
Balance Forward		405,125					
TOTAL	405,125	405,125	0	0	0	0	405,125
PROJECT COSTS							
Professional Services							0
Legal							0
Architect/Engineering							0
Appraisals/Negotiations							0
Construction		405,125					405,125
Land Acquisition							0
Furnishings & Equipment							0
TOTAL	0	405,125	0	0	0	0	405,125
BALANCE	405,125	0	0	0	0	0	0

BENEFIT TO THE COMMUNITY: Will allow the City to meet the Georgia Department of Transportation schedule of projects in providing a safer, more efficient transportation

IMPACT ON OPERATING BUDGET: By programming matching funds, the City is able to take advantage of State funds that become available throughout the year for repairs. No operating impact.

82053 FOREST ROAD BRIDGE: BULL CREEK

MANAGING DEPARTMENT: Engineering

PROJECT DESCRIPTION: Repair and reconstruct bridge.

	Prior	FY13	FY14	FY15	FY16	FY17	Total
FINANCING METHOD							
Paving Fund							0
Bond Proceeds	1,809,360						1,809,360
Sales Tax							0
Other							0
Balance Forward		1,631,789					
TOTAL	1,809,360	1,631,789	0	0	0	0	1,809,360
PROJECT COSTS							
Professional Services	11,700	10,000					21,700
Legal	4,227	10,000					14,227
Architect/Engineering	102,134						102,134
Appraisals/Negotiations	1,000	10,000					11,000
Construction		1,501,789					1,501,789
Land Acquisition	58,510	100,000					158,510
Furnishings & Equipment							0
TOTAL	177,571	1,631,789	0	0	0	0	1,809,360
BALANCE	1,631,789	0	0	0	0	0	0

BENEFIT TO THE COMMUNITY: Enhance the safety factor and improve the traffic flow of the area.

IMPACT ON OPERATING BUDGET: Provides an alternative source of funding therefore reducing the reliance of operating funds.

82054 FOREST ROAD BRIDGE: COOPER CREEK

MANAGING DEPARTMENT: Engineering

PROJECT DESCRIPTION: Repair and reconstruct bridge.

	Prior	FY13	FY14	FY15	FY16	FY17	Total
FINANCING METHOD							
Paving Fund							0
Bond Proceeds	1,867,773						1,867,773
Sales Tax							0
Other							0
Balance Forward		1,771,142					
TOTAL	1,867,773	1,771,142	0	0	0	0	1,867,773
PROJECT COSTS							
Professional Services	11,520						11,520
Legal	3,807	10,000					13,807
Architect/Engineering	69,339	78,218					147,557
Appraisals/Negotiations	1,000	10,000					11,000
Construction		1,622,924					1,622,924
Land Acquisition	10,965	50,000					60,965
Furnishings & Equipment							0
TOTAL	96,631	1,771,142	0	0	0	0	1,867,773
BALANCE	1,771,142	0	0	0	0	0	0

BENEFIT TO THE COMMUNITY: Enhance the safety factor and improve the traffic flow of the area.

IMPACT ON OPERATING BUDGET: Provides an alternative source of funding therefore reducing the reliance of operating funds.

92001 LOST ROADS AND INFRASTRUCTURE

MANAGING DEPARTMENT: Engineering

PROJECT DESCRIPTION: Road improvements throughout Muscogee county.

	Prior	FY13	FY14	FY15	FY16	FY17	Total
FINANCING METHOD							
Paving Fund							0
Bond Proceeds							0
Sales Tax (2009 LOST)	8,258,301	3,305,584					11,563,885
Other							0
Balance Forward		4,505,578					
TOTAL	8,258,301	7,811,162	0	0	0	0	11,563,885
PROJECT COSTS							
Professional Services							0
Legal		10,000					10,000
Architect/Engineering	21,830	50,000					71,830
Appraisals/Negotiations							0
Construction	3,730,893	7,751,162					11,482,055
Land Acquisition							0
Furnishings & Equipment							0
TOTAL	3,752,723	7,811,162	0	0	0	0	11,563,885
BALANCE	4,505,578	0	0	0	0	0	0

BENEFIT TO THE COMMUNITY: Enhances the safety factor and improves the traffic flow.

IMPACT ON OPERATING BUDGET: Provides an alternative source of funding therefore reducing the reliance of operating funds.

92002 LOST BROWN AVENUE BRIDGE

MANAGING DEPARTMENT: Engineering

PROJECT DESCRIPTION: Bridge improvements on Brown Avenue Bridge.

	Prior	FY13	FY14	FY15	FY16	FY17	Total
FINANCING METHOD							
Paving Fund							0
Bond Proceeds							0
Sales Tax (2009 LOST)	3,665,000						3,665,000
Other							0
Balance Forward		3,642,465					
TOTAL	3,665,000	3,642,465	0	0	0	0	3,665,000
PROJECT COSTS							
Professional Services	14,930	20,000					34,930
Legal	2,427	20,000					22,427
Architect/Engineering		50,000					50,000
Appraisals/Negotiations	1,950	50,000					51,950
Construction		3,402,465					3,402,465
Land Acquisition	3,228	100,000					103,228
Furnishings & Equipment							0
TOTAL	22,535	3,642,465	0	0	0	0	3,665,000
BALANCE	3,642,465	0	0	0	0	0	0

BENEFIT TO THE COMMUNITY: Enhances the safety factor and improves the traffic flow.

IMPACT ON OPERATING BUDGET: Provides an alternative source of funding therefore reducing the reliance of operating funds.

92004 ST ELMO BRIDGE

MANAGING DEPARTMENT: Engineering

PROJECT DESCRIPTION: Bridge improvements to this area of Muscogee county.

	Prior	FY13	FY14	FY15	FY16	FY17	Total
FINANCING METHOD							
Paving Fund							0
Bond Proceeds							0
Sales Tax (2009 LOST)	20,000						20,000
Other							0
Balance Forward		20,000					
TOTAL	20,000	20,000	0	0	0	0	20,000
PROJECT COSTS							
Professional Services							0
Legal							0
Architect/Engineering		20,000					20,000
Appraisals/Negotiations							0
Construction							0
Land Acquisition							0
Furnishings & Equipment							0
TOTAL	0	20,000	0	0	0	0	20,000
BALANCE	20,000	0	0	0	0	0	0

BENEFIT TO THE COMMUNITY: Enhances the safety factor and improves the traffic flow of the area.

IMPACT ON OPERATING BUDGET: Provides an alternative source of funding therefore reducing the reliance of operating funds.

92005 CEMETERY ROAD RESURFACING

MANAGING DEPARTMENT: Public Services

PROJECT DESCRIPTION: The project will provide for improvements to the road surface at the cemeteries.

	Prior	FY13	FY14	FY15	FY16	FY17	Total
FINANCING METHOD							
Paving Fund							0
Bond Proceeds							0
Sales Tax (2009 LOST)	100,000						100,000
Other							0
Balance Forward		100,000					
TOTAL	100,000	100,000	0	0	0	0	100,000
PROJECT COSTS							
Professional Services							0
Legal							0
Architect/Engineering							0
Appraisals/Negotiations							0
Construction		100,000					100,000
Land Acquisition							0
Furnishings & Equipment							0
TOTAL	0	100,000	0	0	0	0	100,000
BALANCE	100,000	0	0	0	0	0	0

BENEFIT TO THE COMMUNITY: Enhance the safety factor and improve the traffic flow of the area.

IMPACT ON OPERATING BUDGET: Provide an alternative source of funding therefore reducing the reliance of operating funds.

92006 PUBLIC SERVICES PAVING

MANAGING DEPARTMENT: Public Services

PROJECT DESCRIPTION: Improve roads throughout Muscogee County.

	Prior	FY13	FY14	FY15	FY16	FY17	Total
FINANCING METHOD							
Paving Fund							0
Bond Proceeds							0
Sales Tax (2009 LOST)	100,000						100,000
Other							0
Balance Forward		100,000					
TOTAL	100,000	100,000	0	0	0	0	100,000
PROJECT COSTS							
Professional Services							0
Legal							0
Architect/Engineering							0
Appraisals/Negotiations							0
Construction		100,000					100,000
Land Acquisition							0
Furnishings & Equipment							0
TOTAL	0	100,000	0	0	0	0	100,000
BALANCE	100,000	0	0	0	0	0	0

BENEFIT TO THE COMMUNITY: Enhance the safety factor and improve the traffic flow of the area.

IMPACT ON OPERATING BUDGET: Provide an alternative source of funding therefore reducing the reliance of operating funds.

92007 BRIDGE REPAIR DESIGN/EVALUATION

MANAGING DEPARTMENT: Engineering

PROJECT DESCRIPTION: Design and professional services as needed in conjunction with road projects.

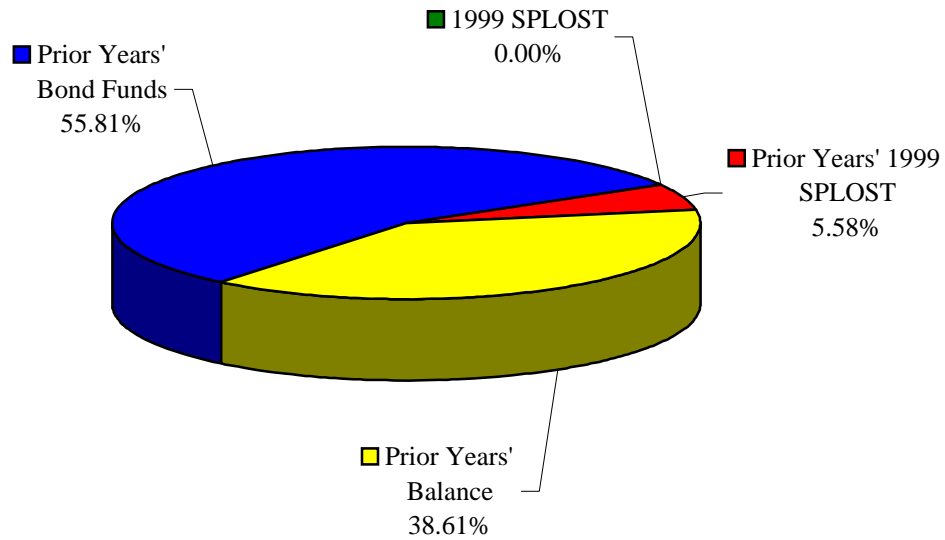
	Prior	FY13	FY14	FY15	FY16	FY17	Total
FINANCING METHOD							
Paving Fund							0
Bond Proceeds							0
Sales Tax (2009 LOST)		50,000					50,000
Other							0
Balance Forward		0					
TOTAL	0	50,000	0	0	0	0	50,000
PROJECT COSTS							
Professional Services							0
Legal							0
Architect/Engineering		50,000					50,000
Appraisals/Negotiations							0
Construction							0
Land Acquisition							0
Furnishings & Equipment							0
TOTAL	0	50,000	0	0	0	0	50,000
BALANCE	0	0	0	0	0	0	0

BENEFIT TO THE COMMUNITY: The projects will improve the safety factor, improve levels of service and improve traffic flow.

IMPACT ON OPERATING BUDGET: Provide an alternative source of funding therefore reducing the reliance of operating funds.

ENVIRONMENTAL SUMMARY

FY13 FINANCING METHOD
\$13,842,824

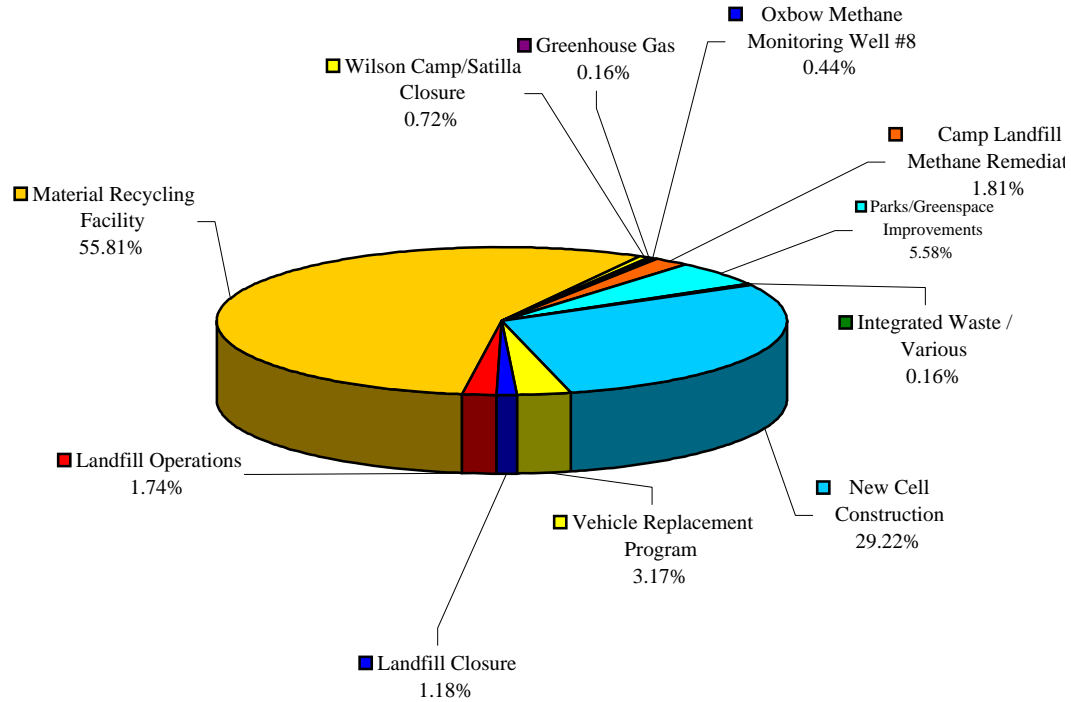


FY13 FINANCING FOR ENVIRONMENTAL PROJECTS

<u>METHOD/SOURCE</u>	<u>AMOUNT</u>
1999 SPLOST	0
Prior Years' 1999 SPLOST	772,747
Prior Years' Balance	5,344,133
Prior Years' Bond Funds	7,725,944
FY13 TOTAL	\$13,842,824

ENVIRONMENTAL SUMMARY

FY13 PROJECT COSTS
\$13,842,824



FY13 ENVIRONMENTAL PROJECTS

<u>PROJECT</u>	<u>AMOUNT</u>
Integrated Waste / Various	\$21,913
New Cell Construction	4,045,438
Vehicle Replacement Program	439,000
Landfill Closure	163,256
Landfill Operations	241,401
Material Recycling Facility	7,725,944
Wilson Camp/Satilla Closure	99,970
Greenhouse Gas	21,732
Oxbow Methane Monitoring Well #8	61,423
Camp Landfill Methane Remediation	250,000
Parks/Greenspace Improvements	772,747
FY13 TOTAL	\$13,842,824

20600 INTEGRATED WASTE / VARIOUS

MANAGING DEPARTMENT: Public Services

PROJECT DESCRIPTION: Funds set aside to cover the various expenses related to the landfills within Muscogee county.

	Prior	FY13	FY14	FY15	FY16	FY17	Total
FINANCING METHOD							
Integrated Waste Fund	93,251						93,251
Bond Proceeds							0
Sales Tax							0
Other							0
Balance Forward		21,913					
TOTAL	93,251	21,913	0	0	0	0	93,251
PROJECT COSTS							
Professional Services							0
Legal							0
Architect/Engineering							0
Appraisal/Negotiations							0
Construction	71,338	21,913					93,251
Land Acquisition							0
Furnishings & Equipment							0
TOTAL	71,338	21,913	0	0	0	0	93,251
BALANCE	21,913	0	0	0	0	0	0

BENEFIT TO THE COMMUNITY: Will dispose of waste in accordance with established State and Federal mandates and protect the ground water and air quality.

IMPACT ON OPERATING BUDGET: No impact on the operating budget.

20709 NEW CELL CONSTRUCTION

MANAGING DEPARTMENT: Public Services

PROJECT DESCRIPTION: Funds set aside to construct a new cell for putrescible waste at the Pine Grove Landfill. Each cell has a life span of 3 years. These funds will be set aside each year to construct a new cell for the landfill every three years.

	Prior	FY13	FY14	FY15	FY16	FY17	Total
FINANCING METHOD							
Integrated Waste Fund	6,386,608		800,000	800,000	800,000	800,000	9,586,608
Bond Proceeds							0
Sales Tax							0
Other							0
Balance Forward		1,185,484	0	0	0	0	
TOTAL	6,386,608	1,185,484	800,000	800,000	800,000	800,000	9,586,608
PROJECT COSTS							
Professional Services							0
Legal	67,000						67,000
Architect/Engineering	537,350	100,000	100,000	100,000	100,000		937,350
Appraisal/Negotiations							0
Construction	4,596,774	1,085,484	700,000	700,000	700,000	800,000	8,582,258
Land Acquisition							0
Furnishings & Equipment							0
TOTAL	5,201,124	1,185,484	800,000	800,000	800,000	800,000	9,586,608
BALANCE	1,185,484	0	0	0	0	0	0

BENEFIT TO THE COMMUNITY: Will dispose of waste in accordance with established State and Federal mandates and protect the ground water and air quality.

IMPACT ON OPERATING BUDGET: No impact on the operating budget.

22175, 20782, 21021, 20710 VEHICLE REPLACEMENT

MANAGING DEPARTMENT: Public Services

PROJECT DESCRIPTION: The initial fund to establish and maintain a vehicle replacement program within the City. The funding will provide for the replacement of vehicles based on criteria established by the Fleet Manager.

	Prior	FY13	FY14	FY15	FY16	FY17	Total
FINANCING METHOD							
General Fund	168,230						168,230
Sewer Fund	587,719						587,719
Paving Fund	22,400						22,400
Integrated Waste Fund	439,000						439,000
Sales Tax							0
Other							0
Balance Forward		439,000					
TOTAL	439,000	439,000	0	0	0	0	587,719
PROJECT COSTS							
Professional Services							0
Legal							0
Architect/Engineering							0
Appraisal/Negotiation							0
Construction							0
Land Acquisition							0
Vehicles & Equipment		439,000					439,000
TOTAL	0	439,000	0	0	0	0	439,000
BALANCE	439,000	0	0	0	0	0	148,719

BENEFIT TO THE COMMUNITY: The regular replacement of vehicles will provide a better maintained and more efficient fleet of vehicles on the city streets.

IMPACT ON OPERATING BUDGET: No anticipated impact on the FY13 operating budget.

20711 LANDFILL CLOSURE

MANAGING DEPARTMENT: Public Services

PROJECT DESCRIPTION: A funding mechanism to close the Pine Grove Landfill to Federal and State specifications. The landfill is anticipated to reach its' capacity in FY2017.

	Prior	FY13	FY14	FY15	FY16	FY17	Total
FINANCING METHOD							
Integrated Waste Fund	416,936		500,000	500,000	500,000	500,000	2,416,936
Bond Proceeds							0
Sales Tax							0
Other							0
Balance Forward		163,256	0	450,000	900,000	1,350,000	
TOTAL	416,936	163,256	500,000	950,000	1,400,000	1,850,000	2,416,936
PROJECT COSTS							
Professional Services							0
Legal							0
Architect/Engineering	49,800	92,200	50,000	50,000	50,000	50,000	342,000
Appraisal/Negotiations							0
Construction	203,880	71,056					274,936
Land Acquisition							0
Furnishings & Equipment							0
TOTAL	253,680	163,256	50,000	50,000	50,000	50,000	616,936
BALANCE	163,256	0	450,000	900,000	1,350,000	1,800,000	1,800,000

BENEFIT TO THE COMMUNITY: The closure of the landfill will comply with the State of Georgia EPD requirements for landfills. The closure will protect the air quality and water quality of the area.

IMPACT ON OPERATING BUDGET: Will reduce the dependency on bond funding and debt service on the bond issue(s) if needed to fund the closure of the landfill.

20715 & 20716 LANDFILL OPERATIONS

MANAGING DEPARTMENT: Public Services

PROJECT DESCRIPTION: A funding mechanism to enhance the software system at the Pine Grove Landfill.

	Prior	FY13	FY14	FY15	FY16	FY17	Total
FINANCING METHOD							
Integrated Waste Fund	291,643						291,643
Bond Proceeds							0
Sales Tax							0
Other							0
Balance Forward		241,401					
TOTAL	291,643	241,401	0	0	0	0	291,643
PROJECT COSTS							
Professional Services							0
Legal							0
Architect/Engineering							0
Appraisal/Negotiations							0
Construction	41,643						41,643
Land Acquisition							0
Furnishings & Equipment	8,599	241,401					250,000
TOTAL	50,242	241,401	0	0	0	0	291,643
BALANCE	241,401	0	0	0	0	0	0

BENEFIT TO THE COMMUNITY: The software will provide greater efficiencies for the landfill. It will provide improved weighing and billing of citizens patronizing the landfill.

IMPACT ON OPERATING BUDGET: Will reduce the dependency on bond funding and debt service on the bond issue(s) if needed to fund the closure of the landfill.

20717 & 82005 RECYCLING FACILITY

MANAGING DEPARTMENT: Public Services

PROJECT DESCRIPTION: A funding mechanism to construct a material recycling facility.

	Prior	FY13	FY14	FY15	FY16	FY17	Total
FINANCING METHOD							
Integrated Waste Fund	102,460						102,460
Bond Proceeds	8,500,000						8,500,000
Sales Tax							0
Other							0
Balance Forward		7,725,944					
TOTAL	8,602,460	7,725,944	0	0	0	0	8,602,460
PROJECT COSTS							
Professional Services							0
Legal							0
Architect/Engineering	774,056	511,054					1,285,110
Appraisal/Negotiations							0
Construction	102,460	7,214,890					7,317,350
Land Acquisition							0
Furnishings & Equipment							0
TOTAL	876,516	7,725,944	0	0	0	0	8,602,460
BALANCE	7,725,944	0	0	0	0	0	0

BENEFIT TO THE COMMUNITY: The material recycling facility will enable citizens to continue to recycle products and therefore minimize landfill usage.

IMPACT ON OPERATING BUDGET: Will reduce the dependency on bond funding and debt service on the bond issue(s) if needed to fund the closure of the landfill.

20719 WILSON CAMP/SATILLA CLOSURE

MANAGING DEPARTMENT: Public Services

PROJECT DESCRIPTION: A funding mechanism for the closure of Wilson Camp/Satilla Landfill.

	Prior	FY13	FY14	FY15	FY16	FY17	Total
FINANCING METHOD							
Integrated Waste Fund	266,409						266,409
Bond Proceeds							0
Sales Tax							0
Other							0
Balance Forward		99,970					
TOTAL	266,409	99,970	0	0	0	0	266,409
PROJECT COSTS							
Professional Services	40,627						40,627
Legal							0
Architect/Engineering	125,812	11,916					137,728
Appraisal/Negotiations							0
Construction		88,054					88,054
Land Acquisition							0
Furnishings & Equipment							0
TOTAL	166,439	99,970	0	0	0	0	266,409
BALANCE	99,970	0	0	0	0	0	0

BENEFIT TO THE COMMUNITY: To comply and adhere to state and federal mandates for closure of landfills.

IMPACT ON OPERATING BUDGET: Will reduce the dependency on bond funding and debt service on the bond issue(s) if needed to fund the closure of the landfill.

20722 GREENHOUSE GAS

MANAGING DEPARTMENT: Public Services

PROJECT DESCRIPTION: A funding mechanism to eradicate and possibly recycle greenhouse gas.

	Prior	FY13	FY14	FY15	FY16	FY17	Total
FINANCING METHOD							
Integrated Waste Fund	50,000						50,000
Bond Proceeds							0
Sales Tax							0
Other							0
Balance Forward		21,732					
TOTAL	50,000	21,732	0	0	0	0	50,000
PROJECT COSTS							
Professional Services							0
Legal							0
Architect/Engineering	28,268	21,732					50,000
Appraisal/Negotiations							0
Construction							0
Land Acquisition							0
Furnishings & Equipment							0
TOTAL	28,268	21,732	0	0	0	0	50,000
BALANCE	21,732	0	0	0	0	0	0

BENEFIT TO THE COMMUNITY: The greenhouse gas project will enable to eliminate or recycle hazardous greenhouse gas material.

IMPACT ON OPERATING BUDGET: Will reduce the dependency on bond funding and debt service on the bond issue(s) if needed to fund the closure of the landfill.

20725 OXBOW METHANE MONITORING WELL #8

MANAGING DEPARTMENT: Public Services

PROJECT DESCRIPTION: A funding mechanism to eradicate and possibly recycle greenhouse gas.

	Prior	FY13	FY14	FY15	FY16	FY17	Total
FINANCING METHOD							
Integrated Waste Fund	100,000						100,000
Bond Proceeds							0
Sales Tax							0
Other							0
Balance Forward		61,423					
TOTAL	100,000	61,423	0	0	0	0	100,000
PROJECT COSTS							
Professional Services	11,519	31,423					42,942
Legal							0
Architect/Engineering	27,058	30,000					57,058
Appraisal/Negotiations							0
Construction							0
Land Acquisition							0
Furnishings & Equipment							0
TOTAL	38,577	61,423	0	0	0	0	100,000
BALANCE	61,423	0	0	0	0	0	0

BENEFIT TO THE COMMUNITY: The Methane gas project will enable to eliminate or recycle hazardous methane gas material.

IMPACT ON OPERATING BUDGET: Will reduce the dependency on bond funding and debt service on the bond issue(s) if needed to fund the closure of the landfill.

20726 & 20728 PINE GROVE LANDFILL PH.4 CELL CONSTRUCTION

MANAGING DEPARTMENT: Public Services

PROJECT DESCRIPTION: Funds set aside to construct phase 4 cell for putrescible waste at the Pine Grove Landfill. Each cell has a life span of 3 years.

	Prior	FY13	FY14	FY15	FY16	FY17	Total
FINANCING METHOD							
Integrated Waste Fund	2,859,954						2,859,954
Bond Proceeds							0
Sales Tax							0
Other							0
Balance Forward		2,859,954					
TOTAL	2,859,954	2,859,954	0	0	0	0	2,859,954
PROJECT COSTS							
Professional Services							0
Legal							0
Architect/Engineering		275,000					275,000
Appraisal/Negotiations							0
Construction		2,584,954					2,584,954
Land Acquisition							0
Furnishings & Equipment							0
TOTAL	0	2,859,954	0	0	0	0	2,859,954
BALANCE	2,859,954	0	0	0	0	0	0

BENEFIT TO THE COMMUNITY: Will dispose of waste in accordance with established State and Federal mandates and protect the ground water and air quality.

IMPACT ON OPERATING BUDGET: No impact on the operating budget.

20727 CAMP LANDFILL METHANE REMEDIATION

MANAGING DEPARTMENT: Public Services

PROJECT DESCRIPTION: A funding mechanism to eradicate and possibly recycle greenhouse gas.

	Prior	FY13	FY14	FY15	FY16	FY17	Total
FINANCING METHOD							
Integrated Waste Fund	250,000						250,000
Bond Proceeds							0
Sales Tax							0
Other							0
Balance Forward		250,000					
TOTAL	250,000	250,000	0	0	0	0	250,000
PROJECT COSTS							
Professional Services		50,000					50,000
Legal							0
Architect/Engineering		50,000					50,000
Appraisal/Negotiations							0
Construction		150,000					150,000
Land Acquisition							0
Furnishings & Equipment							0
TOTAL	0	250,000	0	0	0	0	250,000
BALANCE	250,000	0	0	0	0	0	0

BENEFIT TO THE COMMUNITY: The Methane gas project will enable to eliminate or recycle hazardous methane gas material.

IMPACT ON OPERATING BUDGET: Will reduce the dependency on bond funding and debt service on the bond issue(s) if needed to fund the closure of the landfill.

50701 PARKS/GREENSPACE IMPROVEMENTS


MANAGING DEPARTMENT: Community Reinvestment

PROJECT DESCRIPTION: This project will provide for linear park development along Broadway in the Uptown Business District. The proposed development could include widened medians, plaza areas, water features, lawn areas, special paving, gateways and event space.

	Prior	FY13	FY14	FY15	FY16	FY17	Total
FINANCING METHOD							
Integrated Waste Fund							0
Bond Proceeds							0
Sales Tax	9,912,809						9,912,809
Other							0
Balance Forward		772,747					
TOTAL	9,912,809	772,747	0	0	0	0	9,912,809
PROJECT COSTS							
Professional Services							0
Legal							0
Architect/Engineering	372,142	148,771					520,913
Appraisal/Negotiations							0
Construction/Improvements	8,767,920	623,976					9,391,896
Land Acquisition							0
Furnishings & Equipment							0
TOTAL	9,140,062	772,747	0	0	0	0	9,912,809
BALANCE	772,747	0	0	0	0	0	0

BENEFIT TO THE COMMUNITY: This project will provide an improved quality of life for the Uptown Business District. In conjunction with other projects in the Uptown Business District, the greenspace improvements will attract patrons and tourists to the City of Columbus. This type of project will have an impact on the perceived quality of life and is important in attracting new industry to the area.

IMPACT ON OPERATING BUDGET: No impact on the FY13 operating budget.



This page intentionally left blank.

GLOSSARY

DEPARTMENT – An administrative agency of the City having management responsibility for an operation or a group of related services within a functional area.

D.O.T. – Department of Transportation.

ENTERPRISE FUND – A fund established to account for operations financed and operated in a manner similar to private business enterprises.

EXPENDITURE – Action, which decreases net financial resources. Payment for goods or services.

FISCAL YEAR – The annual period applicable to the annual operating budget and at the end of which, the financial position of the City determines the results of its operation. The Columbus Consolidated Government's (CCG) fiscal year runs from July 1 through June 30.

FUND – An accounting entity with a self-balancing set of accounts. All transactions for a specific governmental purpose are recorded in a fund. Funds are segregated for the purpose of carrying on specific activities or attaining certain objectives in accordance with special regulations, restrictions or limitations.

IMPROVEMENT – Any amount of service or request above the current level of service.

OPERATING BUDGET – Planned expenditures and revenues for the continued regular operations and maintenance of basic governmental functions and services. Includes personnel, supplies, services and capital items. All funds lapse at the fiscal year end. The operating budget for CCG includes the following funds: General, Sewer, Paving, Integrated Waste Management, Emergency Telephone, Medical Center, Debt Service, Economic Development, METRA, Parking Management, Trade Center, Bull Creek Golf Courses, Oxbow Creek Golf Course, and Civic Center.

ORDINANCE – A formal legislative enactment by the governing body of a municipality. Enactment of an ordinance by the CCG requires two weeks for final approval.

PROGRAM – The collection of services being performed to achieve a desired goal.

REALLOCATION – Project budgets in excess of project expenditures may be transferred to finance or assist in financing other projects.

RESOLUTION – A special order of a legislative body requiring less legal formality than an ordinance. Approval of a resolution by the CCG requires one week for approval.

REQUEST – A statement of estimated need.

SPECIAL REVENUE FUND – A fund used to account for the proceeds for specific revenue sources that are legally restricted to expenditures for a specific purpose.

SPLOST – Special Purpose Local Option Sales Tax.

ACKNOWLEDGMENTS

We wish to extend a special thank you to the following individuals whose contribution to the completion of this document is greatly appreciated.

BUDGET PREPARATION:

Pamela Hodge
Britt Hayes
Lionel Haynes, Jr.
John Johnson
Angelica Alexander

DESIGN AND PRINTING:

The Printing Division of the Columbus Consolidated Government